

LONGWOOD

MEN'S BASKETBALL

4

at Saint Francis [Pa.]

Wednesday • Nov. 23, 2016 • 7 p.m.

Loretto, Pa. • DeGol Arena (3,500)

Radio: WVHL 92.9 FM

2016-17 Schedule

11/5	Hampden-Sydney (exh.)	W, 93-85 (OT)
11/13	Maine	L, 80-58
11/15	at Stephen F. Austin#	L, 66-60
11/18	Salem International	W, 87-74
11/23	at Saint Francis (Pa.)	7 p.m.
11/28	Dartmouth	7 p.m.

12/3	James Madison	5 p.m.
12/9	at Creighton%	6:30 p.m.
12/12	at George Mason	TBA
12/14	Averett	7 p.m.
12/19	at Ball State	7 p.m.
12/21	at Texas Tech&	7 p.m.
12/29	Campbell*	7 p.m.
12/31	at High Point*	7 p.m.

1/4	Presbyterian*	7 p.m.
1/7	at Winthrop*	5 p.m.
1/11	at UNC Asheville*	7 p.m.
1/14	Gardner-Webb*	2 p.m.
1/19	Radford*	7 p.m.
1/21	at Charleston Southern*	5 p.m.
1/26	Liberty*	7 p.m.
1/28	at Presbyterian*	5 p.m.

2/1	High Point*	7 p.m.
2/4	at Gardner-Webb* @	5 p.m.
2/9	at Campbell*	7 p.m.
2/11	UNC Asheville*	5 p.m.
2/15	Winthrop*	7 p.m.
2/18	at Radford*	5 p.m.
2/23	at Liberty*	7 p.m.
2/25	Charleston Southern*	5 p.m.

BIG SOUTH CHAMPIONSHIP

2/28	Big South Championship (1st Rd.)	TBA
3/2	Big South Championship (QF)	TBA
3/3	Big South Championship (SF)	TBA
3/5	Big South Championship Game	TBA

Home games in **BOLD**

* Big South game

ESPN Tip-Off Marathon (televised on ESPN2)

% Televised on Fox Sports 1

& Televised on Fox Sports Southwest

@ Televised by American Sports Network

All times eastern and subject to change

BROADCAST INFO

VIDEO: NEC Front Row

Website: NECFrontRow.com

RADIO: WVHL Kickin' Country 92.9 FM

Play-by-Play: Darius Thigpen

Station: 92.9 FM (Farmville)

Website: LongwoodLancers.com/WVHL

THE MATCHUP

Longwood LANCERS

Farmville, Va. • Big South



Saint Francis [Pa.]

RED FLASH

Loretto, Pa. • Northeast (NEC)



2016-17 Record 1-2
Conference Big South
Last Game.. W, 87-74 vs. Salem Int'l (11/18/16)

Head Coach.....Jayson Gee (Charleston, '88)
Career Record 190-127 (10 Seasons)
Longwood Record..... 30-72 (Four Seasons)
Gee vs. Saint Francis..... 0-0

2016-17 Record 1-2
Conference Northeast (NEC)
Last Game.. W, 119-59 vs. Chatham (11/19/16)

Head Coach.....Rob Krimmel (Saint Francis, '00)
Career Record 45-80 (Five Seasons)
Saint Francis Record..... Same
Krimmel vs. Longwood..... 0-0

THE OPENING TIP

- Coming off their first win of the season, the Lancers hit the road for the second time this season for a 7 p.m. meeting at Saint Francis Wednesday in Loretto, Pa. The meeting will be the first in series history between the teams.
- Longwood's new-look defense has forced 41 turnovers over the past two games and has registered double-digit steals in both games.
- Longwood will be without three major contributors early in the season. Sophomore PF **Jahleem Montague** and freshman PG **Juan Munoz** are both out with season-ending knee injuries suffered in the preseason, and redshirt junior F **Damarion Geter** is out indefinitely with a broken foot suffered Friday against Salem International.
- Wednesday's game will be Longwood's first game in Pennsylvania since Nov. 24, 2013, when the Lancers fell, 93-67, at Penn State.

LAST TIME OUT

- Redshirt junior forward **Khrist Lane** erupted for a career-high 26 points and grabbed 14 rebounds to power Longwood past Salem International 87-74.
- Lane finished a career-best 12-of-15 from the field and stuffed the stat sheet with two assists, two blocks, a steal and a three-pointer as the Lancers picked up their first win of the season.
- The performance was the first 20-point game of Lane's career and his fourth double-double since transferring to Longwood from Drexel prior to the 2014-15 season.
- Lane was one of four double-figure scorers for Longwood, leading senior **Darrion Allen**, who had 16 points, redshirt sophomore **Isaiah Walton**, who had 14, and redshirt sophomore **Bryan Gee**, who turned in a career-high 10. Allen and Walton's double-digit performances were their third straight, while Gee's was the first of his two-year career.

THE LINEUP

No.	Name (Ht., Wt., Yr.)	Pos.	PPG	RPG	APG	RNotes
0	Dominic Ezeani (5-11, 165, Fr.)	G	—	—	—	Freshman walk-on; averaged 9.0 ppg & 9.0 apg in HS
1	Isaiah Walton (6-4, 185, R-So.)	G	14.3	4.7	3.7	Leads team in asts (11), stls (8) & made FT (11)
2	Bryan Gee (6-0, 180, R-So.)	G	5.0	2.0	2.3	First double-digit scoring game Friday vs. Salem Int'l
3	Darrion Allen (6-2, 176, Sr.)	G	15.3	6.0	1.7	Captain; 10+ pts in 3 straight games
4	Khrist Lane (6-6, 245, R-Jr.)	F	16.0	8.0	1.0	Captain; top-10 in BSC in pts, rebs, blks (1.7) & FG pct. (.613)
5	Kendrick Thompson (6-2, 170, Jr.)	G	3.3	2.0	3.3	4th in Big South with 2.50 asst-to-TO ratio (10:4)
10	B.K. Ashe (6-1, 160, Sr.)	G	—	—	—	Will sit out season due to NCAA transfer rules
11	Jahleem Montague (6-8, 230, So.)	F	—	—	—	Will miss first season at Longwood w/ torn ACL
12	Juan Munoz (5-11, 165, Fr.)	G	—	—	—	Will miss first season at Longwood w/ torn ACL
15	Isaac Belton (6-4, 205, Sr.)	G	5.7	1.7	0.0	Scored 11 pts w/ 3 3-pters off bench against SFA (11/15)
20	Obi Romeo (6-10, 245, Jr.)	F	0.0	0.0	0.0	Former ESPN.com 3-star recruit
21	JaShaun Smith (6-5, 200, Fr.)	F	1.5	0.0	0.0	No. 1 play on SportsCenter on Dec. 14, 2015
22	Caius Covrig (6-5, 215, Fr.)	G	—	—	—	Freshman walk-on; averaged 20.0 ppg, 12.0 rpg in HS
24	Damarion Geter (6-8, 235, R-Jr.)	F	3.0	3.3	0.7	Captain; out indefinitely with foot injury
30	Chris Shields (6-8, 210, So.)	F/G	4.7	2.3	1.7	Scored 8 pts off bench Friday vs. Salem Int'l

• denotes projected starter

Longwood at Saint Francis • November 21, 2016 • Loretto, Pa. (DePol Arena)

Media Information

MEDIA CONTACTS

Chris Cook

Assistant VP/Athletics Communications

Email: cookcc@longwood.edu

Office: 434-395-2718

Cell: 434-808-5127

Todd Lindenmuth

Asst. Director of Athletics Communications

Email: lindenmuthwt@longwood.edu

Office: 434-395-2718

Cell: 919-724-8161

Darius Thigpen

Asst. Director of Athletics Communications

Email: thigpendm@longwood.edu

Office: 434-395-2345

Cell: 813-299-7578

Derrick Bennington

Athletics Communications Staff Assistant

Email: benningtondh@longwood.edu

INTERVIEW REQUESTS

All interview requests for Longwood men's basketball players and coaches will be coordinated through the Longwood athletics communications office.

GAME BROADCASTS

All Longwood men's basketball games air live on WVHL 92.9 FM Kickin' Country in Farmville, online at www.WVHL.net and on the TuneIn Radio app. Select games stream on a free, live video broadcast on the Big South Network, available at www.bigsouthsports.com/schedule. Scott Bacon, the voice of the Lancers, carries radio broadcasts on WVHL, while Darius Thigpen handles on-air commentary on the Big South Network. All Big South games also air on WHAP 1340 AM in Hopewell, Va.

LONGWOODLANCERS.COM

For unparalleled coverage of the entire intercollegiate athletics department at Longwood, access LongwoodLancers.com. The official site of Longwood athletics features in-depth coverage of Longwood players, coaches and staff as well as game notes, player biographies, statistics and updates on the Longwood men's basketball program.

GAMEDAY CREDENTIALS

Credentials to Longwood basketball home games are available upon request through the Longwood athletics communications department. Credentials are issued at the discretion of the Longwood athletics department and may be revoked at any point due to inappropriate behavior, inappropriate use of the credential, non-sanctioned transfer of the credential or other reasons deemed worthy of credential revocation by the department.

PRACTICE AVAILABILITY

All Longwood men's basketball practices are closed to the media and general public unless otherwise granted permission by Longwood head coach Jayson Gee or the Longwood athletics communications office. To request access to a Longwood basketball practice for the purpose of media coverage, contact the Longwood athletics communications office.

BY THE NUMBERS

- Over the past two games, Longwood has forced 41 turnovers with 20 of those caused by steals. The Lancers forced Stephen F. Austin into 23 giveaways on Nov. 15 and then amassed 18 takeaways on Nov. 18 against Salem International. Longwood's 16.0 forced turnovers per game this season ranks tied for third in the Big South.
- The Lancers get an average of 15.3 points per game off turnovers. Against Salem International on Nov. 18, they converted 18 turnovers into a season-high 28 points in an 87-74 win.
- Longwood's new-look pressure defense has the Lancers ranked among the Big South's top five in scoring defense (t-4th, 73.3), opponent turnovers (3rd, 16.0), field goal percentage defense (4th, .418), steals (4th, 8.3) and blocks (2nd, 5.7).
- Guard **Isaiah Walton** ranks among the Big South's top 10 in scoring (10th, 14.3 ppg.), assists (t-3rd, 3.7 apg.), steals (2nd, 2.7 spg.) and free throw percentage (.917). He has scored in double figures in each of his first three games as a Lancer while adding multiple steals in every contest.
- Forward **Khris Lane** is coming off one of the biggest games of his career, erupting for a career-high 26 points and 14 rebounds in the Nov. 18 win against Salem International. The 6-6, 245-pound Lane shot 12-of-15 from the floor and now leads Longwood in scoring (16.0 ppg.), rebounding (8.0 rpg.), and field goal percentage (.613, 19-of-31).
- Guard **Darrion Allen** has amassed five blocks this season, tied for the third most in the Big South. The 6-2, 176-pound Allen is the shortest player among the league's top 10 blocks leaders.
- Allen led the Big South in three-point shooting percentage during his breakout junior campaign last season and is shooting .409 (9-of-22) from three-point range this year, ranking second in the conference in that category. He has hit multiple treys in all three games this season and has hit at least one three-pointer in 13 consecutive games.

Statistics Comparison

	LWU	SFU
Points	68.3	92.0
Opp. Points	73.3	80.0
Rebounds	34.7	41.0
Opp. Rebounds	38.3	34.0
Def. Rebounds	27.0	28.0
Opp. Def. Rebounds	26.3	34.0
Off. Rebounds	7.7	13.0
Opp. Off. Rebounds	12.0	11.0
Field Goal Pct.	.447	.508
Opp. Field Goal Pct.	.418	.443
3-Point Pct.	.317	.514
Opp. 3-Point Pct.	.408	.364
3-Point FGs	6.3	12.7
Opp. 3-Point FGs	8.3	10.7
Free Throw Pct.	.694	.632
Opp. Free Throw Pct.	.701	.655
Free Throws Made	11.3	16.0
Opp. Free Throws Made	15.7	12.7
Personal Fouls	20.0	19.0
Opp. Personal Fouls	18.3	23.0
Assists	14.3	21.0
Turnovers	16.7	16.0
Opp. Turnovers	16.0	15.0
Blocked Shots	5.7	4.0
Steals	8.3	6.0

LONGWOOD MBB QUICK FACTS

UNIVERSITY

Name	Longwood University
City/Zip	Farmville, VA 23909
Founded	1839
Enrollment (Undergraduate)	4,602
Nickname	Lancers
Colors	Navy Blue (PMS 282) & White
Fight Song	Hail to Longwood U!
Affiliation	NCAA Division I
Conference	Big South
President	W. Taylor Reveley IV
Alma Mater	Princeton
Director of Athletics	Troy Austin
Alma Mater	Duke
Athletics Phone	(434) 395-2057
Tickets Phone	(434) 395-2138
Website	www.LongwoodLancers.com
Twitter	@LongwoodLancers

PROGRAM HISTORY

Seasons of Basketball	40
First Season	1976-77
All-Time Record	516-616
Division I Eligible	2007-Present
Division I Record (Seasons)	98-191 (10)
First Season Full D-I Affiliation	2007-08
Division I Reclassifying Period	2004-07
Reclassifying D-I Record	20-72 (3)
Division II Eligible	1980-2004
Division II Record (Seasons)	342-317 (24)
NCAA Division II Tournament Appearances	3
Division II Tournament Record	2-4
Division III Eligible	1976-80
Division III Record (Seasons)	57-36 (4)
NCAA Division III Tournament Appearances	1
Division III Tournament Record	3-2

TEAM INFORMATION

2016-17 Overall Record	1-2
Big South Record	N/A
Home Record	1-1
Away Record	0-1
Neutral Record	0-0
Starters Returning/Lost	2/3
Letterwinners R/L	6/7
Newcomers	9

Series History

All-Time Record vs. Saint Francis	Never played
Under Coach Gee	Never played
Current Streak	Never played
First Meeting	Never played
Last Meeting	Never played

Notes

- Longwood and Saint Francis meet for the first time in series history Wednesday in Loretto, Pa.
- The Lancers have not played a game in Pennsylvania since Nov. 24, 2013, when they fell, 93-67, at Penn State in University Park, Pa.
- Longwood senior guard **B.K. Ashe**, who is sitting out this season due to NCAA transfer rules, has faced Saint Francis seven times in his career. Ashe transferred to Longwood from Mount St. Mary's where he was a two-time All-NEC guard. He averaged 10.1 points per game against the Red Flash with four double-figure scoring games.

HOUSE OF GUARDS

- Longwood's backcourt combines for 63.9 percent of the team's scoring, an average of 43.6 points per game. Of Longwood's 11 double-figure scoring games, eight have come from its guards.
- The guard duo of **Darrion Allen** (15.3 ppg.) and **Isaiah Walton** (14.3) leads the charge with each posting three straight double-digit scoring games to start the season. Both rank among the Big South's top 10 in scoring and minutes per game.
- Newly appointed point guard **Kendrick Thompson** has also contributed as the floor general, amassing 10 assists and just four turnovers in his first two games as a Lancer. Both Thompson and Walton rank among the Big South's top five in assists.

2016-17 • Big South • Points Per Game

Rk.	Name, School	PPG
1.	Chris Clemons, Campbell	21.7
2.	Andre Fox, High Point	17.6
3.	Ahmad Thomas, UNC Asheville	16.8
4.	Xavier Cooks, Winthrop	16.7
	Christian Keeling, Charleston Southern	16.7
6.	David Efanayi, Gardner-Webb	16.3
7.	Khris Lane, Longwood	16.0
8.	Darrion Allen, Longwood	15.3
9.	LaQuincy Rideau, Gardner-Webb	15.0
10.	Isaiah Walton, Longwood	14.3

2016-17 • Big South • Assists Per Game

Rk.	Name, School	APG
1.	LaQuincy Rideau, Gardner-Webb	4.3
2.	Jamal Wright, High Point	4.0
3.	Isaiah Walton, Longwood	3.7
	Davon Bell, Presbyterian	3.7
5.	Kendrick Thompson, Longwood	3.3
	Bjorn Broman, Winthrop	3.3
	Justin Cousin, Radford	3.3
	Joshua Davenport, Winthrop	3.3

2016-17 • Big South • Assist-to-Turnover Ratio

Rk.	Name, School	A/T Ratio (A:T)
1.	Joshua Davenport, Winthrop	INF (6:0)
2.	Kendrick Thompson, Longwood	4.5 (9:2)
3.	Justin Cousin, Radford	3.3 (10:3)
4.	Anthony Lindauer, High Point	3.0 (6:2)
5.	Jamal Wright, High Point	2.7 (8:3)

2016-17 • Big South • Steals Per Game

Rk.	Name, School	SPG
1.	LaQuincy Rideau, Gardner-Webb	3.0
2.	Isaiah Walton, Longwood	2.7
3.	Ahmad Thomas, UNC Asheville	2.5
4.	Jamal Wright, High Point	2.4
5.	5 tied at	2.0

Through games on Nov. 20, 2016

GEE TAPS FOUR TO CAPTAINCY

- Fourth-year head coach **Jayson Gee** appointed seniors **Darrion Allen** and **Isaac Belton** and red-shirt juniors **Damarion Geter** and **Khris Lane** to team captains in advance of the 2016-17 season.
- Each of those four are in their fourth year of college basketball with Allen, Belton and Geter representing Gee's first recruiting class at Longwood. Lane, meanwhile, played his first season at Drexel before transferring to Longwood prior to 2014-15.
- Geter is the longest-tenured captain of the bunch, earning his third consecutive appointment as a red-shirt junior.

LANE OWNS THE LANE

- Redshirt junior forward **Khris Lane**, a former Drexel transfer, enters his fourth season of college basketball as one of the Big South's top double-double threats.
- The 6-6, 245-pound Lane averaged 8.7 points and 6.2 rebounds per game last year in his first season as a Lancer and has increased those averages to a team-leading 11.0 points and 8.0 rebounds per game this season. He is shooting a team-best .613 (19-of-31) from the floor after shooting .509 (117-of-230) as a redshirt sophomore.
- Lane is coming off one of the biggest games of his career this past Friday against Salem International. He went off for a career-high 26 points and 14 rebounds for his fourth career double-double and first career 20-point game, doing so while shooting 12-of-15 from the field.
- The 14 rebounds are the most by a player in the Big South this season and the second most of Lane's career. He grabbed a Longwood Division I-record tying 20 boards in his Longwood debut last season against Randolph on Nov. 13, 2015.

2016-17 • Big South • Rebounds Per Game

Rk.	Name, School	RPG
1.	Miles Bowman Jr., High Point	10.0
2.	Javis Howard, Charleston Southern	9.0
3.	Khris Lane, Longwood	8.0
4.	Duby Okeke, Winthrop	7.0
5.	Ricky Madison, High Point	6.4

2016-17 • Big South • Field Goal Percentage

Rk.	Name, School	FG Pct. (FG-A)
1.	Javis Howard, Charleston Southern	.667 (16-24)
2.	Khris Lane, Longwood	.613 (19-31)
3.	David Efanayi, Gardner-Webb	.590 (23-39)
4.	Xavier Cooks, Winthrop	.588 (20-34)
5.	Ahmad Thomas, UNC Asheville	.551 (27-49)

2016-17 • Big South • Blocks Per Game

Rk.	Name, School	BPG
1.	Andrew Eudy, Campbell	3.0
2.	Ugo Mmonu, Charleston Southern	2.0
3.	Khris Lane, Longwood	1.7
	Darrion Allen, Longwood	1.7
	Duby Okeke, Winthrop	1.7

Through games on Nov. 20, 2016

GETER, MONTAGUE & MUNOZ ALL SIDELINED WITH INJURY

- Three major contributors are sidelined for an extended period with significant injuries this season.
- Redshirt junior captain and starting forward **Damarion Geter** is the most recent to go down, suffering a broken foot in the Nov. 18 win over Salem International. Geter, who missed the entire 2015-16 season with a shoulder injury, is out indefinitely with the foot injury.
- Additionally, both sophomore forward **Jahleem Montague** and freshman point guard **Juan Munoz**, who joined the Lancers as part of head coach Jayson Gee's 2015-16 recruiting class, suffered torn ACLs during preseason practice.
- The 5-11, 165-pound Munoz was expected to start at point guard, while the 6-8 230-pound Montague was expected to be a major contributor in the front-court rotation.

MISCELLANEOUS STATS

DOUBLE-FIGURE SCORING GAMES

Player	'16-17 (W-L)	Career
Darrion Allen	3 (1-2)	28
Khris Lane	2 (1-1)	16
Isaiah Walton	3 (1-2)	3
Chris Shields	0 (0-0)	2
Isaac Belton	1 (0-1)	2
Bryan Gee	1 (1-0)	1

20+ POINTS

Player	'16-17 (W-L)	Career
Darrion Allen	0 (0-0)	4
Khris Lane	1 (1-0)	1

DOUBLE-DOUBLES

Player	'16-17 (W-L)	Career
Khris Lane	1 (1-0)	4
Darrion Allen	0 (0-0)	1

10+ REBOUNDS

Player	'16-17 (W-L)	Career
Khris Lane	1 (1-0)	5
Darrion Allen	0 (0-0)	1
Damarion Geter	0 (0-0)	1

20+ REBOUNDS

Player	'16-17 (W-L)	Career
Khris Lane	0 (0-0)	1

3+ ASSISTS

Player	'16-17 (W-L)	Career
Darrion Allen	1 (1-0)	13
Bryan Gee	2 (1-1)	13
Damarion Geter	0 (0-0)	8
Kendrick Thompson	2 (0-2)	2
Chris Shields	1 (1-0)	2
Bryan Gee	1 (1-0)	1
Khris Lane	0 (0-0)	1

3+ STEALS

Player	'16-17 (W-L)	Career
Darrion Allen	0 (0-0)	9
Bryan Gee	0 (0-0)	2
Isaiah Walton	2 (1-1)	2
Isaac Belton	0 (0-0)	1

3+ BLOCKS

Player	'16-17 (W-L)	Career
Darrion Allen	1 (0-1)	2
Khris Lane	1 (0-1)	1

3+ THREE-POINTERS

Player	'16-17 (W-L)	Career
Darrion Allen	2 (1-1)	10
Isaac Belton	1 (0-1)	1
Khris Lane	0 (0-0)	1
Chris Shields	0 (0-0)	1

LEADING SCORER

Player	'16-17 (W-L)	Career
Darrion Allen	1 (0-1)	7
Khris Lane	1 (1-0)	3
Isaiah Walton	1 (0-1)	1
Isaac Belton	0 (0-0)	1

LEADING REBOUNDER

Player	'16-17 (W-L)	Career
Damarion Geter	0 (0-0)	14
Khris Lane	1 (1-1)	11
Darrion Allen	1 (0-1)	2
Isaac Belton	0 (0-0)	1

ASSISTS LEADER

Player	'16-17 (W-L)	Career
Bryan Gee	0 (0-0)	6
Damarion Geter	0 (0-0)	5
Kendrick Thompson	2 (0-2)	2
Isaiah Walton	1 (1-0)	1
Chris Shields	0 (0-0)	1

NEW PRESSURE DEFENSE PAYING DIVIDENDS FOR LONGWOOD

- With the addition of Big South Hall of Fame coach **Dr. Ron Bradley** to Longwood's coaching staff, the Lancers have implemented a high-pressure defensive system in 2016-17.
- Over the past two games, that system has forced Longwood's opponents into 41 turnovers. The Lancers have converted those takeaways into an average of 19.5 points per game during that two-game span.
- Included in that two-game span is one of Longwood's best defensive efforts of the **Jayson Gee** era, a 23-turnover performance on the road at reigning Southland Conference champion Stephen F. Austin on Nov. 15. Those 23 turnovers included 10 Longwood steals and three shotclock violations as the Lancers were tied as late as the 1:07 mark in regulation against a Lumberjack team defending a 28-game home-court win streak.
- Stephen F. Austin's 23 turnovers were their most at home since Feb. 1, 2012.
- Longwood guard **Isaiah Walton** has been at the forefront of the turnover-minded defense with a team-high 2.7 steals per game, tied for the second most in the Big South. Fellow guard **Darrion Allen** and forward **Khris Lane** are also among the top interior defenders with 1.7 blocks per game each, tied for the third most in the Big South.

2016-17 • Big South • Scoring Defense

Rk.	School	Opp. PPG
1.	High Point	65.8
2.	Liberty	68.0
3.	UNC Asheville	69.2
4.	Longwood	73.3
	Charleston Southern	73.3

2016-17 • Big South • Opponent Turnovers

Rk.	School	TPG
1.	Liberty	20.0
2.	UNC Asheville	16.5
3.	Longwood	16.0
	Campbell	16.0
5.	Gardner-Webb	15.8

2016-17 • Big South • Field Goal Pct. Defense

Rk.	School	Opp. FG Pct.
1.	Campbell	.399
2.	Winthrop	.413
3.	High Point	.415
4.	Longwood	.418
5.	Presbyterian	.424

2016-17 • Big South • Blocks

Rk.	School	BPG
1.	Campbell	7.3
2.	Longwood	5.7
3.	Winthrop	5.0
4.	Charleston Southern	3.7
5.	High Point	3.6

2016-17 • Big South • Steals

Rk.	School	BPG
1.	Campbell	9.0
2.	Gardner-Webb	8.8
3.	UNC Asheville	8.5
4.	Longwood	8.3
5.	High Point	8.2

Through games on Nov. 20, 2016

QUOTABLE:

"Our main focus is just to be a good shot-selection team that shares the ball. We say a lot of 'one more,' making that extra pass, finding the open man. When you move the ball around like that, you'll have a lot of guys in double digits."

— Longwood redshirt junior Khris Lane after the 87-74 win against Salem International on Nov. 18



DO-IT-ALL ALLEN AMONG LEAGUE'S TOP 3-POINT THREATS

- Senior guard **Darrion Allen** was the Big South's top three-point shooter last season, shooting a league-best .462 (54-of-117) from long range. He has followed that with a .409 (9-of-22) clip so far this season that ranks second in the Big South.
- Allen has scored in double figures in all three games this season, following a breakout junior campaign in which he logged a career-best 17 double-figure scoring games and averaged 10.4 points, 3.8 rebounds, 1.5 assists and 1.6 steals per game.
- Allen has been equally as versatile this season, averaging 15.3 points, 6.0 rebounds, 1.7 assists, 1.7 blocks and 1.0 steals per game. He has hit multiple three-pointers in all three games and ranks tied for third in the Big South in blocks.

2016-17 • Big South • Made 3-Ptrs. Per Game

Rk.	Name, School	3FG/Game
1.	Chris Clemons, Campbell	3.7
2.	Darrion Allen, Longwood	3.0
3.	Caleb Tanner, Radford	2.3
4.	Ahmad Thomas, UNC Asheville	2.3
5.	8 tied at	2.0

BIG SOUTH HALL OF FAMER DR. RON BRADLEY JOINS STAFF

- **Dr. Ron Bradley**, who was inducted into the Big South Hall of Fame in 2010 for his 11-year coaching stint at Radford, joined the Longwood basketball staff as an assistant coach in July, 2016.
- Bradley guided Radford to four Big South championships, a 193-124 record and an NCAA Tournament berth as head coach from 1991-2002. He went on to hold associate head coach positions at JMU (2002-03), Clemson (2003-10) and DePaul (2010-15) before retiring in June, 2015. He also coached under College Basketball Hall-of-Famer Lefty Driesell at Maryland from 1981-86.
- Bradley's retirement lasted just one year before head coach **Jayson Gee** pulled him back into the collegiate coaching ranks as his assistant coach.
- Bradley's hiring gives Longwood's staff more than 70 combined years of experience alongside fourth-year associate head coach **Jake Luhn** and newly appointed first-year assistant coach **Cody Anderson**.

LONGWOOD COMING OFF MILESTONE BIG SOUTH FINISH

- Led by All-Big South first team selection Lotanna Nwogbo, Longwood achieved its highest Big South finish in its four years of conference affiliation last season.
- The Lancers won a school-record five Big South games for the second straight year, including a 15-point upset over reigning league champion Coastal Carolina, to earn the No. 8 seed in the Big South Tournament.
- The eighth-place finish came on the heels of a trip to the Big South semifinals in 2014-15, head coach **Jayson Gee**'s second year at the helm.
- The Lancers have climbed the Big South standings in each of Gee's first three seasons, moving from 11th place in 2013-14 to ninth in 2014-15 and eighth in 2015-16.

Longwood • Big South Finish • Jayson Gee Era

Year	Big South Record	Big South Finish	Big South Tourney
2013-14	3-13	11th	1st Round
2014-15	5-13	9th	Semifinals
2015-16	5-13	8th	Quarterfinals

LANCERS SET FOR MAJOR TELEVISION EXPOSURE

- Longwood is scheduled to play at least four televised games in 2016-17, including a pair of nationally aired contests on ESPN2 and Fox Sports 1 and regional appearances on Fox Sports Southwest and American Sports Network.
- The Lancers made their first appearance on ESPN2 as part of the ESPN College Basketball Tip-Off Marathon on Nov. 15, taking on reigning Southland Champion Stephen F. Austin in Nacogdoches, Texas. That ESPN2 debut followed Longwood's appearance on ESPNU against Oklahoma State on Dec. 15 last season.
- The Lancers will also face Creighton on Fox Sports 1 on Dec. 9 in Omaha, Neb., Texas Tech on Fox Sports Southwest on Dec. 21 and Gardner-Webb on American Sports Network on Feb. 4.
- Also on Longwood's schedule are two ESPN3 games, including the program's first such broadcast from campus on Jan. 14 against Gardner-Webb.

2016-17 GAME-BY-GAME LEADERS

Date	Opponent	W/L	Score	Longwood High Scorer	Opponent High Scorer	Longwood High Rebounder	Opponent High Rebounder	Longwood High Assists
11/5	Hampden-Sydney (exh.)	W	93-85 ^(OT)	Allen (24)	Guimaraes (30)	Walton (9)	Guimaraes (12)	Walton (8)
11/13	Maine	L	80-58	Allen (18)	Er (16)	Lane (8)	Myers (8)	Thompson (5)
11/15	at Stephen F. Austin#	L	66-60	Walton (16)	Holyfield (21)	Allen (7)	Holyfield (14)	Thompson (4)
11/18	Salem International	W	87-74	Lane (26)	Epps (18)	Lane (14)	Askew (6)	Walton (7)
11/23	at Saint Francis (Pa.)	7 p.m.						
11/28	Dartmouth	7 p.m.						
12/3	James Madison	5 p.m.						
12/9	at Creighton%	6:30 p.m.						
12/12	at George Mason	TBA						
12/14	Averett	7 p.m.						
12/19	at Ball State	7 p.m.						
12/21	at Texas Tech&	7 p.m.						
12/29	Campbell*	7 p.m.						
12/31	at High Point*	7 p.m.						
1/4	Presbyterian*	7 p.m.						
1/7	at Winthrop*	5 p.m.						
1/11	at UNC Asheville*	7 p.m.						
1/14	Gardner-Webb*	2 p.m.						
1/19	Radford*	7 p.m.						
1/21	at Charleston Southern*	5 p.m.						
1/26	Liberty*	7 p.m.						
1/28	at Presbyterian*	5 p.m.						
2/1	High Point*	7 p.m.						
2/4	at Gardner-Webb* @	5 p.m.						
2/9	at Campbell*	7 p.m.						
2/11	UNC Asheville*	5 p.m.						
2/15	Winthrop*	7 p.m.						
2/18	at Radford*	5 p.m.						
2/23	at Liberty*	7 p.m.						
2/25	Charleston Southern*	5 p.m.						

* Big South game

ESPN Tip-Off Marathon (televised on ESPN2)

% Televised on Fox Sports 1

& Televised on Fox Sports Southwest

@ Televised by American Sports Network

All times eastern and subject to change

2016-17 MISCELLANEOUS LEADERS

GAMES AS LEADING SCORER

Darrion Allen	1
Khris Lane	1
Isaiah Walton	1

GAMES AS LEADING REBOUNDER

Khris Lane	2
Darrion Allen	1

GAMES AS ASSISTS LEADER

Kendrick Thompson	2
Isaiah Walton	1

DOUBLE-FIGURE SCORING GAMES

Darrion Allen	3
Isaiah Walton	3
Khris Lane	2
Isaac Belton	1
Bryan Gee	1

20-POINT GAMES

Khris Lane	1
------------------	---

DOUBLE-FIGURE REBOUNDING GAMES

Khris Lane	1
------------------	---

DOUBLE-DOUBLES

Khris Lane	1
------------------	---

DUNKS

Darrion Allen	1
Damarion Geter	1
Khris Lane	1
Isaiah Walton	1
Opponent	5

OPENING TIPOFFS CONTROLLED

Damarion Geter	3
----------------------	---

THREE-POINT PLAYS

Bryan Gee	2
JaShaun Smith	1

FOUR-POINT PLAYS

None	
------------	--

LONGWOOD'S FIRST SUBSTITUTION

Bryan Gee	2
Isaac Belton	1
Chris Shields	1
Kendrick Thompson	1

CHARGES DRAWN

Opponent	3
----------------	---



JAYSON GEE

Head Coach

Fourth Season

University of Charleston, '88

Career Record: 190-127 (10 Seasons)

Longwood Record: 30-72 (Four Seasons)

Jayson Gee is in his fourth year at Longwood University and enters the 2016-17 season after leading the Lancers to the Big South Championship semifinals two years ago. Under Gee, Longwood has set program highs for overall wins and Big South victories in the Division I era that began prior to the 2012-13 season.

Gee, who received the 2015 Jon Lotz Barnabas Award from the Fellowship of Christian Athletes, is a 27-year coaching veteran who was named among the nation's top 10 assistant coaches at Cleveland State by BleacherReport.com before his appointment as Longwood's head coach on April 3, 2013.

With Division I stints as associate head coach at Cleveland State (2006-13), St. Bonaventure (2003-06) and Ohio (1993-96), an assistant coach post at Youngstown State (1989-93) and head coach experience at his alma mater, Division II Charleston (1996-2003), Gee has led programs to a 444-469 overall record and a 190-127 record as head coach. He has coached those teams to six NCAA Tournaments, including the 2009 postseason after helping lead Cleveland State past Butler in the Horizon League Championship.

Among Gee's most notable coaching accomplishments is the recruitment and mentoring of two-time NBA Champion Norris Cole at Cleveland State. Gee signed Cole to the Cleveland State program and coached the 6-2, 175-pound point guard to Horizon League MVP honors in 2011 before the Chicago Bulls drafted him with the 28th overall pick of the 2011 draft. Cole has since gone on to earn two championship rings with the Miami Heat and is currently a member of the New Orleans Pelicans.

Gee has significant experience in rebuilding programs after reviving his alma mater, University of Charleston, as head coach and Cleveland State as associate head coach. At both stops, Gee inherited programs with consecutive losing seasons and turned them into conference champions and NCAA Tournament participants by his third year.

Gee's rebuilding project at Longwood is on a similar track to those at Charleston and Cleveland State. In his third season, Gee led the Lancers their highest Big South finish, bolstered by five conference wins including a 15-point upset over reigning Big South champion Coastal Carolina. The Lancers earned the No. 8 seed in the Big South Tournament – the program's highest post-season seed in four years in the conference – and advanced to the Big South quarterfinals for the second straight year following a first-round win over No. 9 seed Charleston Southern.

Gee's third year also saw the development of redshirt senior center Lotanna Nwogbo, who came to Longwood as part of Gee's first recruiting class and became the program's first All-Big South first team selection in 2015-16. Nwogbo led the Big South in rebounding and double-doubles and was among the league's top 10 in scoring, field goal percentage and blocks.

Nwogbo was part of a vaunted senior class that Gee put together for 2015-16, which also included 2015 Big South All-Tour-

namment Team selection Shaquille Johnson and the starting backcourt duo of Leron Fisher and Tra'Vaughn White. Johnson's two-year career as a Lancer culminated in the State Farm College Slam Dunk Championship, where he represented Longwood University on a national stage as one of eight participants in the nationally televised contest on ESPN.

In 2014-15, Gee's second season at Longwood, Gee took a group of players that had spent just two seasons together and coached them to a postseason surge that included a quarter-final upset of Big South No. 1 seed Charleston in Conway, S.C. Led by All-Big South second team selection Quincy Taylor and Johnson, the Lancers won three of their final four games, including two in the Big South tournament to advance to the league semifinal for the first time in program history.

Taylor, who transferred to Longwood from UAB prior to the 2013-14 season, blossomed under Gee in his final year of college basketball, leading the Lancers with 17.2 points per game and breaking the school record with a .480 (86-of-179) three-point shooting percentage. In three seasons at UAB, including a start-



THE JAYSON GEE FILE

- Fourth season as head coach at Longwood
- 27-year coaching veteran
- Career record of 190-127 as a head coach
- Career record of 444-469 as a coach at any level
- Led Longwood to Big South Championship semifinals in 2014-15
- Has coached two NBA veterans: Norris Cole (Cleveland State, '11) and Gary Trent (Ohio, '95)
- Previously rebuilt programs at University of Charleston and Cleveland State
- Top-10 Assistant Coach by BleacherReport.com in 2010-11

ing gig as a sophomore, Taylor averaged just 4.1 points and shot .340 (71-of-209) from three-point range.

The success in Gee's second season followed his 2013-14 coaching debut in which the Lancers recorded the biggest win in the program's Division I history when they defeated TCU 82-79 in Forth Worth, Texas, in just the second game of the season. That win saw point guard Lucas Woodhouse sink a buzzer-beating three-pointer with just 1.7 seconds on the clock for Longwood's first win over a BCS school.

The 2013-14 season also saw the emergence of senior swingman Tristan Carey, who went on to earn All-Big South honorable mention honors after averaging 18.5 points and 6.6 rebounds per game.

During Gee's time at Cleveland State, he helped the program to an overall record of 136-100, including four 20-win seasons and four postseason appearances. The Vikings won the 2009 Horizon League Tournament Championship and received an automatic bid to the NCAA Tournament where they upset Wake Forest in the first round. Cleveland State won the Horizon League regular season in 2011 for one of three NIT berths, also accomplishing that feat in 2008 and 2012.

Gee spent three years at St. Bonaventure (2003-06), including two seasons as the associate head coach (2004-06). Prior to that, he was the head coach and assistant athletics director at his alma mater, the University of Charleston (W.Va.), leading the Division II program to a seven-year record of 160-55 that included six, 20-win campaigns, five West Virginia Intercollegiate Athletic Conference (WVIAC) Tournament Final appearances and four NCAA Tournament bids.

Gee was an associate head coach at Ohio University during

1995-96 after two years as an assistant coach from 1993-95, serving an important role in the development of Gary Trent, a first-round NBA draft pick of the Milwaukee Bucks, who played a combined nine seasons in Portland, Toronto, Dallas and Minnesota. The Bobcats won the 1994 Mid-American Conference Tournament Championship, advancing to the NCAA Tournament before winning the preseason NIT Tournament the following year.

Gee began his collegiate coaching career at Youngstown State University in Ohio, spending four years (1989-93) with the Penguins after becoming one of the youngest Division I assistant coaches in the country at age 23 in 1989.

Gee was one of 18 selected for the 2008 ACE (Achieving Coaching Excellence) Program in Indianapolis. Sponsored by the NCAA Black Coaches and Administrators Council, the ACE Program is committed to preparing minority collegiate coaches for success as future head coaches.

The Springfield, Ohio, native played four years at Charleston, helping the program to a record of 92-30, including 30-5 during his sophomore season. A two-year team captain, Gee finished his collegiate career at Charleston third in rebounds (844) and games played (122). He was inducted into the Charleston Athletics Hall of Fame in 2008, after previously being inducted into the Springfield South High School Hall of Fame in 2000.

Gee earned his bachelor of science degree in social science education from Charleston in 1988, and his master of science degree in sport science and administration from Ohio University in 2003.

Jayson and his wife, Lynette, have two sons, Brandon and Bryan, and a daughter, Briana. Bryan is a redshirt sophomore on the Longwood basketball team.

GEE'S COACHING CAREER

YOUNGSTOWN STATE (1989-93)

Assistant Coach

Year	Overall	Conference	Postseason
1989-90	8-20	n/a	n/a
1990-91	12-16	n/a	n/a
1991-92	6-22	n/a	n/a
1992-93	3-23	2-14	n/a
Overall (4)	29-81	2-14	n/a

OHIO (1993-95)

Assistant Coach

Year	Overall	Conference	Postseason
1993-94	25-8	14-4	NCAA (1st Rd.)
1994-95	24-10	13-5	NIT (2nd Rd.)
Overall (2)	49-18	27-9	1 NCAA

OHIO (1995-96)

Associate Head Coach

Year	Overall	Conference	Postseason
1995-96	16-14	11-7	n/a
Overall (1)	16-14	11-7	n/a

CHARLESTON (W.Va.) (1996-2003)

Head Coach

Year	Overall	Conference	Postseason
1996-97	15-15	7-12	n/a
1997-98	22-6	15-5	n/a
1998-99	26-6	15-4	NCAA (2nd Rd.)
1999-00	28-4	18-1	NCAA (2nd Rd.)
2000-01	23-7	16-2	NCAA (2nd Rd.)
2001-02	25-7	14-4	NCAA (2nd Rd.)
2002-03	21-10	13-5	n/a
Overall (6)	160-55	98-33	4 NCAA

ST. BONAVENTURE (2003-04)

Assistant Coach

Year	Overall	Conference	Postseason
2003-04	7-21	3-13	n/a
Overall (1)	7-21	3-13	n/a

ST. BONAVENTURE (2004-06)

Associate Head Coach

Year	Overall	Conference	Postseason
2004-05	2-26	1-15	n/a
2005-06	8-19	2-14	n/a
Overall (2)	17-66	6-42	n/a

CLEVELAND STATE (2006-13)

Associate Head Coach

Year	Overall	Conference	Postseason
2006-07	10-21	3-13	n/a
2007-08	21-13	12-6	NIT (1st Rd.)
2008-09	26-11	12-6	NCAA (2nd Rd.)
2009-10	16-17	10-8	n/a
2010-11	27-9	13-5	NIT (2nd Rd.)
2011-12	22-11	12-6	NIT (1st Rd.)
2012-13	14-18	5-11	n/a
Overall (7)	136-100	67-55	1 NCAA

LONGWOOD (2013-Present)

Head Coach

Year	Overall	Conference	Postseason
2013-14	8-24	3-13	n/a
2014-15	11-23	5-13	n/a
2015-16	10-23	5-13	n/a
2016-17	1-2	0-0	n/a
Overall (3)	30-72	13-39	n/a
CAREER (HC)	190-127	111-72	4 NCAA (D-II)

NUMERICAL ROSTER

No.	Name	Yr.	Pos.	Ht.	Wt.	Hometown	High School	Previous School
0	Dominic Ezeani	G	5-11	165	Fr.	Silver Spring, Md.	Our Lady of Good Counsel	
1	Isaiah Walton	G	6-4	185	R-So.	Oberlin, Ohio	Elyria	Iowa Western/UC Davis
2	Bryan Gee	G	6-0	180	R-So.	Cleveland, Ohio	Cornerstone Christian	
3	Darrion Allen	G	6-2	176	Sr.	Pompano Beach, Fla.	Blanche Ely	
4	Khريس Lane	F	6-6	245	R-Jr.	Richmond, Va.	Benedictine	Drexel
5	Kendrick Thompson	G	6-2	170	Jr.	Cleveland, Tenn.	Cleveland	Daytona State
10	B.K. Ashe	G	6-1	160	Sr.	Washington, D.C.	Friendship Collegiate	Mount St. Mary's
11	Jahleem Montague	F	6-8	230	So.	Atlantic City, N.J.	Atlantic City	Palm Beach State/Robinson School
12	Juan Munoz	G	5-11	165	Fr.	Raleigh, N.C.	Panther Creek	
15	Isaac Belton	G	6-4	205	Sr.	Salem, Va.	Virginia Episcopal	Fork Union Military
20	Obi Romeo	F	6-10	245	Jr.	White Sulphur Springs, W.Va.	Greenbrier East	Saint Joseph's
21	JaShaun Smith	F	6-5	200	Fr.	Garner, N.C.	Legacy Charter (S.C.)	
22	Caius Covrig	G	6-5	215	Fr.	Phoenix, Ariz.	Westwind Prep	
24	Damarion Geter	F	6-8	235	R-Jr.	Dayton, Ohio	Dunbar	
30	Chris Shields	F/G	6-8	210	So.	Hedgesville, W.Va.	Hedgesville	Fishburne Military Academy

ALPHABETICAL ROSTER

No.	Name	Yr.	Pos.	Ht.	Wt.	Hometown	High School	Previous School
3	Darrion Allen	G	6-2	176	Sr.	Pompano Beach, Fla.	Blanche Ely	
10	B.K. Ashe	G	6-1	160	Sr.	Washington, D.C.	Friendship Collegiate	Mount St. Mary's
15	Isaac Belton	G	6-4	205	Sr.	Salem, Va.	Virginia Episcopal	Fork Union Military
22	Caius Covrig	G	6-5	215	Fr.	Phoenix, Ariz.	Westwind Prep	
0	Dominic Ezeani	G	5-11	165	Fr.	Silver Spring, Md.	Our Lady of Good Counsel	
2	Bryan Gee	G	6-0	180	R-So.	Cleveland, Ohio	Cornerstone Christian	
24	Damarion Geter	F	6-8	235	R-Jr.	Dayton, Ohio	Dunbar	
4	Khريس Lane	F	6-6	245	R-Jr.	Richmond, Va.	Benedictine	Drexel
11	Jahleem Montague	F	6-8	230	So.	Atlantic City, N.J.	Atlantic City	Palm Beach State/Robinson School
12	Juan Munoz	G	5-11	165	Fr.	Raleigh, N.C.	Panther Creek	
20	Obi Romeo	F	6-10	245	Jr.	White Sulphur Springs, W.Va.	Greenbrier East	Saint Joseph's
30	Chris Shields	F/G	6-8	210	So.	Hedgesville, W.Va.	Hedgesville	Fishburne Military Academy
21	JaShaun Smith	F	6-5	200	Fr.	Garner, N.C.	Legacy Charter (S.C.)	
5	Kendrick Thompson	G	6-2	170	Jr.	Cleveland, Tenn.	Cleveland	Daytona State
1	Isaiah Walton	G	6-4	185	R-So.	Oberlin, Ohio	Elyria	Iowa Western/UC Davis

COACHING STAFF

Name	Title	Year	Alma Mater
Jayson Gee	Head Coach	Fourth Season	Charleston (W. Va.), '88
Jake Luhn	Associate Head Coach	Fourth Season	UMass-Boston, '02
Dr. Ron Bradley	Assistant Coach	First Season	Eastern Nazarene, '73
Cody Anderson	Assistant Coach	Second Season	Georgia, '15
Khris Williams	Director of Operations	First Season	N.C. State, '01

PRONUNCIATION GUIDE

DARRION Allen	DARE-ee-in
B.K. ASHE	ASH
Dominic EZEANI	ee-zee-AHN-ee
Bryan GEE	JEE
Jayson GEE	JEE
DAMARION GETER	duh-MARR-ee-ahn JEE-ter
OBI Romeo	OH-bee
CAIUS Covrig	KYE-us



LONGWOOD

LANCERS

TM

LONGWOOD GAMEDAY > Schedule

Date	Opponent	Location	Venue	Time/Result
Nov. 5	Hampden-Sydney (exh.)	Farmville, Va.	Willett Hall	W, 93-85 (OT)
Nov. 13	Maine	Farmville, Va.	Willett Hall	L, 80-58
Nov. 15	at Stephen F. Austin#	Nacogdoches, Texas	Shelton Gym	L, 66-60
Nov. 18	Salem International	Farmville, Va.	Willett Hall	W, 87-74
Nov. 23	at Saint Francis (Pa.)	Loretto, Pa.	Degol Arena	7 p.m.
Nov. 28	Dartmouth	Farmville, Va.	Willett Hall	7 p.m.
Dec. 3	James Madison	Farmville, Va.	Willett Hall	5 p.m.
Dec. 9	at Creighton	Omaha, Neb.	CenturyLink Center	6:30 p.m.
Dec. 12	at George Mason	Fairfax, Va.	EagleBank Arena	TBA
Dec. 14	Averett	Farmville, Va.	Willett Hall	7 p.m.
Dec. 19	at Ball State	Muncie, Ind.	Worthen Arena	7 p.m.
Dec. 21	at Texas Tech	Lubbock, Texas	United Supermarkets Arena	7 p.m.
Dec. 29	Campbell*	Farmville, Va.	Willett Hall	7 p.m.
Dec. 31	at High Point*	High Point, N.C.	Millis Center	7 p.m.
Jan. 4	Presbyterian*	Farmville, Va.	Willett Hall	7 p.m.
Jan. 7	at Winthrop*	Rock Hill, S.C.	Winthrop Coliseum	5 p.m.
Jan. 11	at UNC Asheville*	Asheville, N.C.	Kimmel Arena	7 p.m.
Jan. 14	Gardner-Webb*	Farmville, Va.	Willett Hall	2 p.m.
Jan. 19	Radford*	Farmville, Va.	Willett Hall	7 p.m.
Jan. 21	at Charleston Southern*	Charleston, S.C.	Buc Dome	5 p.m.
Jan. 26	Liberty*	Farmville, Va.	Willett Hall	7 p.m.
Jan. 28	at Presbyterian*	Clinton, S.C.	Templeton Center	5 p.m.
Feb. 1	High Point*	Farmville, Va.	Willett Hall	7 p.m.
Feb. 4	at Gardner-Webb*	Boiling Springs, N.C.	Paul Porter Arena	5 p.m.
Feb. 9	at Campbell*	Buies Creek, N.C.	Pope Convocation Center	7 p.m.
Feb. 11	UNC Asheville*	Farmville, Va.	Willett Hall	5 p.m.
Feb. 15	Winthrop*	Farmville, Va.	Willett Hall	7 p.m.
Feb. 18	at Radford*	Radford, Va.	Dedmon Center	5 p.m.
Feb. 23	at Liberty*	Lynchburg, Va.	Vines Center	7 p.m.
Feb. 25	Charleston Southern*	Farmville, Va.	Willett Hall	5 p.m.

BIG SOUTH CONFERENCE CHAMPIONSHIP

Feb. 28	First Round	TBA	TBA	TBA
March 2	Quarterfinals	TBA	TBA	TBA
March 3	Semifinals	TBA	TBA	TBA
March 5	Big South Championship	TBA	TBA	TBA

Home games in **BOLD**

* Big South game

ESPN Tip-Off Marathon (televised by ESPN)

All times eastern and subject to change

All Longwood men's basketball games air live on WVHL 92.9 FM in Farmville, Va. and WHAP 1340 AM in Hopewell, Va.



Longwood at Saint Francis • November 21, 2016 • Loretto, Pa. (DePol Arena)



#3

DARRION ALLEN

Senior • 6-2 • 176 • Guard

Pompano Beach, Fla.

Blanche Ely

Major: Criminal Justice

CAREER HIGHS

Points	22 (2x)	vs. UNCG	2-18-16
Rebounds	10	vs. Gardner-Webb	1-2-16
Assists	4 (2x)	vs. Eastern Kentucky	11-22-15
Steals	5	vs. UNC Asheville	12-31-15
Blocks	3 (2x)	vs. Maine	11-13-16
FG Made	7 (5x)	vs. Maine	11-13-16
3FG Made	6	vs. High Point	2-18-16
FT Made	10	vs. Gardner-Webb	1-2-16
Minutes	45	at Charleston So.	2-6-16

2016-17 Game Log

Opp	FG-A	3FG-A	FT-A	O-D-T	PF	TP	A	TO	B	S	Min
Hampden-Sydney (exh.)	8-19	2-8	6-10	4-3-7	3	24	1	3	2	4	41*
Maine	7-16	3-7	1-2	4-3-7	2	18	0	4	3	1	34*
Stephen F. Austin	5-14	2-7	0-1	0-7-7	4	12	1	5	0	1	39*
Salem International	6-14	4-8	0-0	2-2-4	4	16	4	2	2	1	34
Saint Francis											
Dartmouth											
James Madison											
Creighton											
George Mason											
Averett											
Ball State											
Texas Tech											
Campbell											
High Point											
Presbyterian											
Winthrop											
UNC Asheville											
Gardner-Webb											
Radford											
Charleston So.											
Liberty											
Presbyterian											
High Point											
Gardner-Webb											
Campbell											
UNC Asheville											
Winthrop											
Radford											
Liberty											
Charleston Southern											

Career Stats

Year	GP-GS	Min	Avg.	FG-A	FG%	3FG-A	3FG%	FT-A	FT%	O-D-T	Avg.	PF-DQ	A	TO	B	S	Pts	Avg
2013-14	30-6	573	19.1	65-160	.406	7-38	.184	31-40	.775	18-32-49	1.6	46-0	26	32	5	12	168	5.6
2014-15	33-14	686	20.8	58-158	.367	16-55	.291	40-54	.741	31-41-72	2.2	63-1	30	35	14	24	172	5.2
2015-16	33-33	1058	32.1	116-261	.444	54-117	.462	58-66	.879	32-94-126	3.8	86-2	46	53	21	48	344	10.4
2016-17	3-3	107	35.7	18-42	.429	9-22	.409	1-3	.333	6-12-18	6.0	10-0	5	11	5	3	46	15.3
Career	99-56	2424	24.5	257-625	.411	86-232	.371	130-163	.798	87-178-265	2.7	205-3	107	131	45	87	730	7.4



#10

B.K. ASHE

Senior • 6-1 • 160 • Guard

Washington, D.C.

Friendship Collegiate/Mount St. Mary's

Major: Criminal Justice

CAREER HIGHS


Points	25	at Elon	11-26-15
Rebounds	10 (2x)	at Bryant	2-20-16
Assists	5	vs. Far. Dickinson	2-21-15
Steals	5 (2x)	at UMBC	12-12-15
Blocks	3	vs. St. Francis-Brooklyn	1-4-16
FG Made	9 (3x)	at UMBC	12-12-15
3FG Made	5 (2x)	vs. Far. Dickinson	2-21-15
FT Made	8	vs. LIU Brooklyn	2-19-15
Minutes	42	vs. Bryant	1-9-16

2016-17 Game Log

Opp	FG-A	3FG-A	FT-A	O-D-T	PF	TP	A TO	B	S	Min
Hampden-Sydney (exh.)				DID NOT PLAY — Redshirt (NCAA Transfer Rules)						
Maine				DID NOT PLAY — Redshirt (NCAA Transfer Rules)						
Stephen F. Austin				DID NOT PLAY — Redshirt (NCAA Transfer Rules)						
Salem International				DID NOT PLAY — Redshirt (NCAA Transfer Rules)						
Saint Francis										
Dartmouth										
James Madison										
Creighton										
George Mason										
Averett										
Ball State										
Texas Tech										
Campbell										
High Point										
Presbyterian										
Winthrop										
UNC Asheville										
Gardner-Webb										
Radford										
Charleston So.										
Liberty										
Presbyterian										
High Point										
Gardner-Webb										
Campbell										
UNC Asheville										
Winthrop										
Radford										
Liberty										
Charleston Southern										

Career Stats

Year	GP-GS	Min	Avg.	FG-A	FG%	3FG-A	3FG%	FT-A	FT%	O-D-T	Avg.	PF-DQ	A	TO	B	S	Pts	Avg
2013-14 (Mount St. Mary's)	31-15	684	22.1	71-188	.378	48-133	.361	27-41	.659	26-36-62	2.0	66-2	21	18	2	20	217	7.0
2014-15 (Mount St. Mary's)	28-4	718	25.6	116-276	.420	54-150	.360	48-65	.738	17-56-73	2.6	47-1	35	40	10	31	334	11.9
2015-16 (Mount St. Mary's)	33-20	1031	31.2	166-412	.403	53-170	.312	70-97	.712	31-118-149	4.5	92-1	56	58	16	42	455	13.8
2016-17																		
WILL REDSHIRT (NCAA Transfer Rules)																		
CAREER	92-39	2432	26.5	353-876	.403	155-453	.342	145-203	.714	74-210-284	3.1	205-4	112	116	28	93	1006	10.9





#15

ISAAC BELTON

Senior • 6-4 • 205 • Guard

Salem, Va.

Virginia Episcopal School

Major: Business Administration

CAREER HIGHS

Points	17	vs. Penn State	11-24-13
Rebounds	6	vs. Randolph	11-13-15
Assists	2	vs. Winthrop	2-12-14
Steals	3	vs. S. Carolina	11-9-13
Blocks	1(2x)	vs. Salem International	11-18-16
FG Made	4 (3x)	vs. Stephen F. Austin	11-15-16
3FG Made	3	at Stephen F. Austin	11-15-16
FT Made	7	vs. Penn State	11-24-13
Minutes	22	vs. Randolph	11-13-15

2016-17 Game Log

Opp	FG-A	3FG-A	FT-A	O-D-T	PF	TP	A	TO	B	S	Min
Hampden-Sydney (exh.)	2-3	1-2	3-3	0-0-0	3	8	0	1	0	1	14
Maine	0-4	0-2	0-0	0-2-2	0	0	0	0	0	0	8
Stephen F. Austin	4-5	3-4	0-0	0-0-0	3	11	0	1	0	1	15
Salem International	2-6	0-3	2-2	0-3-3	3	6	0	0	1	0	12
Saint Francis											
Dartmouth											
James Madison											
Creighton											
George Mason											
Averett											
Ball State											
Texas Tech											
Campbell											
High Point											
Presbyterian											
Winthrop											
UNC Asheville											
Gardner-Webb											
Radford											
Charleston So.											
Liberty											
Presbyterian											
High Point											
Gardner-Webb											
Campbell											
UNC Asheville											
Winthrop											
Radford											
Liberty											
Charleston Southern											

Career Stats

Year	GP-GS	Min	Avg.	FG-A	FG%	3FG-A	3FG%	FT-A	FT%	O-D-T	Avg.	PF-DQ	A	TO	B	S	Pts	Avg
2013-14	29-0	225	7.8	16-67	.239	5-29	.172	35-47	.745	5-27-32	1.1	35-0	7	11	0	8	72	2.5
2014-15	16-0	48	3.0	9-24	.375	3-13	.231	2-4	.500	3-7-10	0.6	5-0	2	3	0	3	23	1.4
2015-16	25-0	190	7.6	21-60	.350	11-36	.306	14-19	.737	6-21-27	1.1	25-0	5	11	1	10	67	2.7
2016-17	3-0	35	11.7	6-15	.400	3-9	.333	2-2	1.000	0-5-5	1.7	6-0	0	1	1	1	17	5.7
CAREER	73-0	498	6.8	52-166	.313	22-87	.253	53-72	.736	14-60-74	1.0	71-0	14	26	2	23	179	2.5



#24

DAMARION GETER

Redshirt Junior • 6-8 • 235 • Forward

Dayton, Ohio

Dunbar

Major: Sociology

CAREER HIGHS

Points	8	vs. Presbyterian	1-14-15
Rebounds	10	vs. Liberty	2-17-15
Assists	6	vs. UNCG	11-21-14
Steals	2 (6x)	vs. Presbyterian	1-14-15
Blocks	4	vs. Presbyterian	1-31-15
FG Made	4	vs. Presbyterian	1-14-15
3FG Made	N/A		
FT Made	2	vs. PSU-Beaver	12-20-14
Minutes	39	vs. UNCG	11-21-14

2016-17 Game Log

Opp	FG-A	3FG-A	FT-A	O-D-T	PF	TP	A	TO	B	S	Min
Hampden-Sydney (exh.)	2-5	0-0	0-0	1-5-6	5	4	1	6	0	3	30*
Maine	2-6	0-0	0-3	1-4-5	2	4	0	2	1	1	34*
Stephen F. Austin	2-3	0-0	0-0	1-2-3	4	4	1	3	1	1	31*
Salem International	0-2	0-0	1-2	0-2-2	4	1	1	0	0	2	13
Saint Francis											
Dartmouth											
James Madison											
Creighton											
George Mason											
Averett											
Ball State											
Texas Tech											
Campbell											
High Point											
Presbyterian											
Winthrop											
UNC Asheville											
Gardner-Webb											
Radford											
Charleston So.											
Liberty											
Presbyterian											
High Point											
Gardner-Webb											
Campbell											
UNC Asheville											
Winthrop											
Radford											
Liberty											
Charleston Southern											

Career Stats

Year	GP-GS	Min	Avg.	FG-A	FG%	3FG-A	3FG%	FT-A	FT%	O-D-T	Avg.	PF-DQ	A	TO	B	S	Pts	Avg
2013-14	32-5	614	19.2	33-58	.569	0-0	.000	3-14	.214	38-66-104	3.3	102-6	31	40	15	14	69	2.2
2014-15	34-31	862	25.4	29-50	.580	0-0	.000	6-19	.316	42-103-145	4.3	99-2	49	33	32	29	64	1.9
2015-16																		
DID NOT PLAY — REDSHIRT (INJURY)																		
2016-17	3-3	78	26.0	4-11	.364	0-0	.000	1-5	.200	2-8-10	3.3	10-0	2	5	2	4	9	3.0
Total	69-39	1554	22.5	66-119	.555	0-0	.000	10-38	.263	82-177-259	3.8	211-8	82	78	49	47	142	2.1



#4

KHRIS LANE

Redshirt Junior • 6-6 • 245 • Forward

Richmond, Va.

Benedictine/Richmond

Major: Sociology

CAREER HIGHS

Points	26	vs. Salem International	11-18-16
Rebounds	20	vs. Randolph	11-13-15
Assists	3	at Gardner-Webb	2-20-16
Steals	2 (5x)	at Stephen F. Austin	12-15-15
Blocks	4	vs. George Mason	12-19-15
FG Made	12	vs. Salem International	11-18-16
3FG Made	4	vs. Liberty	2-13-16
FT Made	6	vs. High Point	12-2-15
Minutes	38 (2x)	vs. Winthrop	1-24-16

2016-17 Game Log

Opp	FG-A	3FG-A	FT-A	O-D-T	PF	TP	A	TO	B	S	Min
Hampden-Sydney (exh.)	6-12	3-5	0-0	0-2-2	0	15	2	2	1	2	36*
Maine	4-11	2-5	4-6	3-5-8	3	14	1	4	3	1	34*
Stephen F. Austin	3-5	0-1	2-3	0-2-2	4	8	0	3	0	2	28*
Salem International	12-15	1-2	1-4	3-11-14	4	26	2	1	2	1	36*
Saint Francis											
Dartmouth											
James Madison											
Creighton											
George Mason											
Averett											
Ball State											
Texas Tech											
Campbell											
High Point											
Presbyterian											
Winthrop											
UNC Asheville											
Gardner-Webb											
Radford											
Charleston So.											
Liberty											
Presbyterian											
High Point											
Gardner-Webb											
Campbell											
UNC Asheville											
Winthrop											
Radford											
Liberty											
Charleston Southern											

Career Stats

Year	GP-GS	Min	Avg.	FG-A	FG%	3FG-A	3FG%	FT-A	FT%	O-D-T	Avg.	PF-DQ	A	TO	B	S	Pts	Avg
2013-14 (Drexel)	4-0	7	1.8	0-1	.000		.000	0-0	.000	0-0-0	0.0	0-0	0	0	1	0	0	0.0
2014-15																		
DID NOT PLAY — NCAA Transfer rules																		
2015-16	33-21	834	25.3	117-230	.509	18-48	.375	36-55	.655	66-137-203	6.2	102-4	21	39	11	20	288	8.7
2016-17	3-3	98	32.7	19-31	.613	3-8	.375	7-13	.538	6-18-24	8.0	11-0	3	8	5	4	48	16.0
CAREER	40-24	939	23.5	136-262	.519	21-56	.375	43-68	.632	72-155-227	5.7	113-4	24	48	17	24	336	8.4





#20

OBI ROMEO

Junior • 6-10 • 245 • Center

White Sulphur Springs, W.Va.

Greenbrier East/Saint Joseph's/Pensacola State

Major: Sociology

CAREER HIGHS

Points	2 (2x)	vs. Loyola-Md.	12-9-14
Rebounds	3 (2x)	vs. Western Ky.	11-27-14
Assists	1	vs. Gonzaga	11-19-14
Steals	1	vs. Gonzaga	11-19-14
Blocks	2 (2x)	vs. Loyola-Md.	12-9-14
FG Made	1	vs. Western Ky.	11-27-14
3FG Made	N/A		
FT Made	2	vs. Loyola-Md.	12-9-14
Minutes	13	vs. Gonzaga	11-19-14

2016-17 Game Log

Opp	FG-A	3FG-A	FT-A	O-D-T	PF	TP	A	TO	B	S	Min
Hampden-Sydney (exh.)				DID NOT PLAY							
Maine	0-0	0-0	0-0	0-0-0	0	0	0	0	0	0	5
Stephen F. Austin	0-0	0-0	0-0	0-0-0	0	0	0	0	0	0	0+
Salem International				DID NOT PLAY							
Saint Francis											
Dartmouth											
James Madison											
Creighton											
George Mason											
Averett											
Ball State											
Texas Tech											
Campbell											
High Point											
Presbyterian											
Winthrop											
UNC Asheville											
Gardner-Webb											
Radford											
Charleston So.											
Liberty											
Presbyterian											
High Point											
Gardner-Webb											
Campbell											
UNC Asheville											
Winthrop											
Radford											
Liberty											
Charleston Southern											

Career Stats

Year	GP-GS	Min	Avg.	FG-A	FG%	3FG-A	3FG%	FT-A	FT%	O-D-T	Avg.	PF-DQ	A	TO	B	S	Pts	Avg
2014-15 (Saint Joe's)	4-0	26	6.5	1-1	1.000	0-0	.000	2-3	.667	3-5-8	2.0	1-0	1	0	5	1	4	1.0
2015-16 (Pensacola St.)	26-5	378	14.5	28-64	.438	0-0	.000	12-28	.429	37-99-136	5.2	39-0	10	23	22	4	68	2.6
2016-17	2-0	5	2.5	0-0	.000	0-0	.000	0-0	.000	0-0-0	0.0	1-0	0	0	0	0	0	0.0
CAREER (D-I)	6-0	31	5.1	1-1	1.000	0-0	.000	2-3	.667	3-5-8	1.3	1-0	1	0	5	1	4	0.7





#5

KENDRICK THOMPSON

Junior • 6-2 • 170 • Guard

Cleveland, Tenn.

Cleveland/Daytona State

Major: Sociology

CAREER HIGHS

Points	5(2x)vs Salem International	11-18-16
Rebounds	3 vs. Maine	11-13-16
Assists	5 vs. Maine	11-13-16
Steals	2 at Stephen F. Austin	11-15-16
Blocks	1 (2x) at Stephen F. Austin	11-15-16
FG Made	2(2x)vs Salem International	11-18-16
3FG Made	1(2x)at Salem International	11-18-16
FT Made	N/A	
Minutes	27 at Stephen F. Austin	11-15-16

2016-17 Game Log

Opp	FG-A	3FG-A	FT-A	O-D-T	PF	TP	A	TO	B	S	Min
Hampden-Sydney (exh.)	5-10	2-5	0-0	0-1-1	2	12	3	1	0	3	35
Maine	0-2	0-0	0-0	1-2-3	1	0	5	0	1	0	23
Stephen F. Austin	2-7	1-4	0-0	0-2-2	4	5	4	2	1	2	27*
Salem International	2-4	1-3	0-0	0-1-1	2	5	1	2	0	1	26*
Saint Francis											
Dartmouth											
James Madison											
Creighton											
George Mason											
Averett											
Ball State											
Texas Tech											
Campbell											
High Point											
Presbyterian											
Winthrop											
UNC Asheville											
Gardner-Webb											
Radford											
Charleston So.											
Liberty											
Presbyterian											
High Point											
Gardner-Webb											
Campbell											
UNC Asheville											
Winthrop											
Radford											
Liberty											
Charleston Southern											

Career Stats

Year	GP-GS	Min	Avg.	FG-A	FG%	3FG-A	3FG%	FT-A	FT%	O-D-T	Avg.	PF-DQ	A	TO	B	S	Pts	Avg
2014-15 (Daytona St.)	27-26	580	28.1	77-180	.428	44-128	.344	20-27	.741	9-68-77	3.1	39-0	57	38	4	31	218	8.7
2015-16 (Daytona St.)	30-26	866	28.9	139-402	.346	87-268	.325	42-61	.689	11-94-105	3.5	37-0	137	75	3	34	407	13.6
2016-17	3-2	76	25.3	4-13	.308	2-7	.286	0-0	.000	1-5-6	2.0	7-0	10	4	2	3	10	3.3
CAREER (D-I)	3-2	76	25.3	4-13	.308	2-7	.286	0-0	.000	1-5-6	2.0	7-0	10	4	2	3	10	3.3





#2

BRYAN GEE

Redshirt Sophomore • 6-0 • 180 • Guard

Cleveland, Ohio

Cornerstone Christian Academy

Major: Communication Studies

CAREER HIGHS

Points	10	vs. Salem International	11-18-16
Rebounds	7	vs. Presbyterian	2-25-16
Assists	6	vs. La Roche	11-16-15
Steals	3 (2x)	vs. Radford	2-27-16
Blocks	1	vs. High Point	3-4-16
FG Made	2 (2x)	vs. Salem International	11-18-16
3FG Made	1 (2x)	vs. Gardner-Webb	1-2-16
FT Made	6	vs. Salem International	11-18-16
Minutes	29	vs. Randolph	11-13-15

2016-17 Game Log

Opp	FG-A	3FG-A	FT-A	O-D-T	PF	TP	A	TO	B	S	Min
Hampden-Sydney (exh.)	0-0	0-0	0-0	1-0-1	4	0	0	0	0	0	5*
Maine	1-1	0-0	0-0	0-4-4	1	2	1	1	0	0	16*
Stephen F. Austin	1-2	0-1	1-1	0-1-1	0	3	3	1	0	0	13
Salem International	2-3	0-0	6-7	1-0-1	1	10	3	2	0	1	19
Saint Francis											
Dartmouth											
James Madison											
Creighton											
George Mason											
Averett											
Ball State											
Texas Tech											
Campbell											
High Point											
Presbyterian											
Winthrop											
UNC Asheville											
Gardner-Webb											
Radford											
Charleston So.											
Liberty											
Presbyterian											
High Point											
Gardner-Webb											
Campbell											
UNC Asheville											
Winthrop											
Radford											
Liberty											
Charleston Southern											

Career Stats

Year	GP-GS	Min	Avg.	FG-A	FG%	3FG-A	3FG%	FT-A	FT%	O-D-T	Avg.	PF-DQ	A	TO	B	S	Pts	Avg
2014-15																		
2015-16	33-5	497	15.1	8-44	.182	2-18	.111	12-23	.522	5-58-63	1.9	47-2	58	33	1	14	30	0.9
2016-17	3-1	48	16.0	4-6	.667	0-1	.000	7-8	.875	1-5-6	2.0	2-0	7	4	0	1	15	5.0
CAREER	36-6	545	15.1	12-50	.240	2-19	.105	19-31	.613	6-63-69	1.9	49-2	65	37	1	15	45	1.3





#11

JAHLEEM MONTAGUE

Sophomore • 6-8 • 230 • Forward

Atlantic City, N.J.

Atlantic City/The Robinson School/Palm Beach State

Major: Communication Studies

CAREER HIGHS

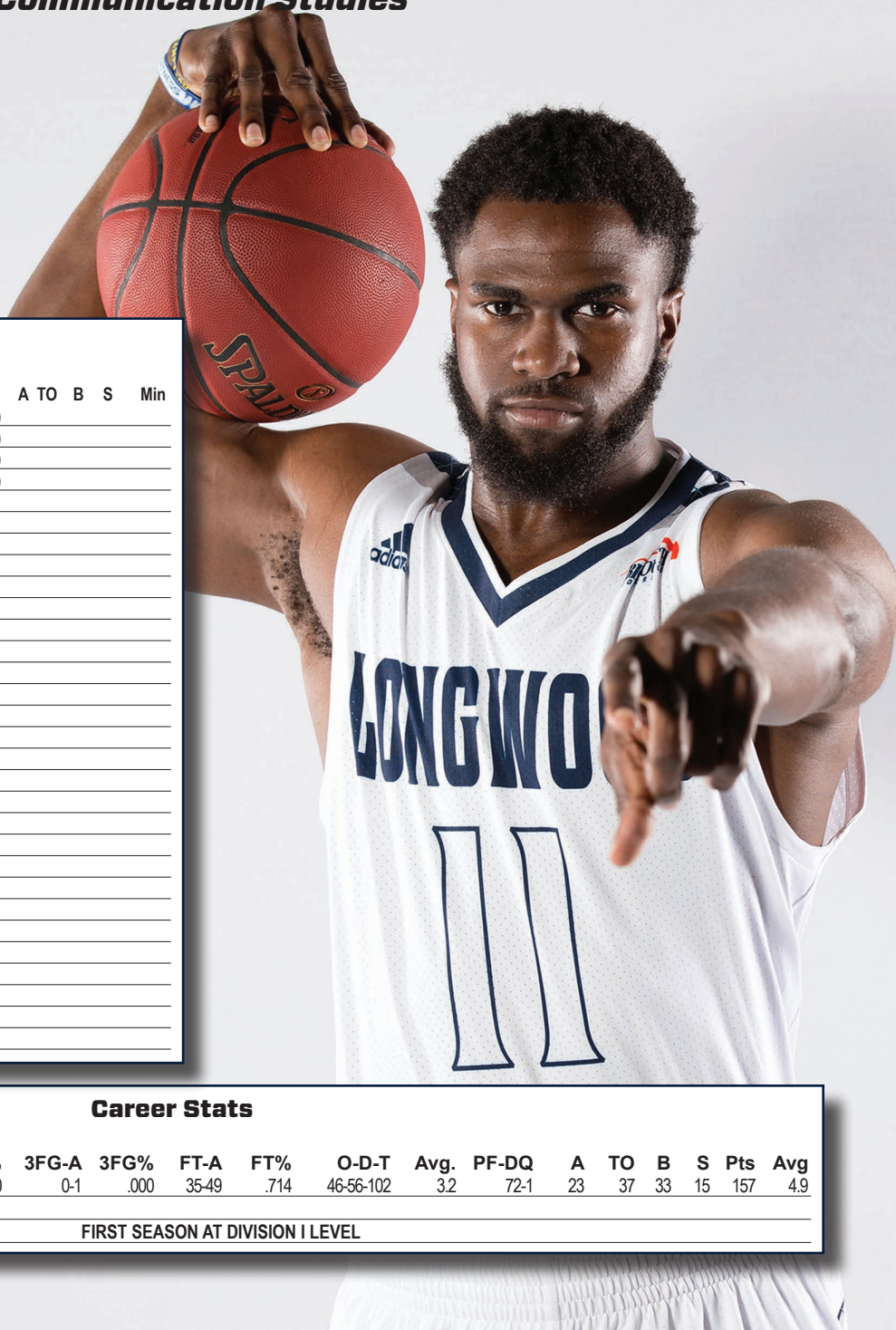
Points	
Rebounds	
Assists	
Steals	
Blocks	
FG Made	
3FG Made	
FT Made	
Minutes	

2016-17 Game Log

Opp	FG-A	3FG-A	FT-A	O-D-T	PF	TP	A TO	B	S	Min
Hampden-Sydney (exh.)				DID NOT PLAY (Injury)						
Maine				DID NOT PLAY (Injury)						
Stephen F. Austin				DID NOT PLAY (Injury)						
Salem International				DID NOT PLAY (Injury)						
Saint Francis										
Dartmouth										
James Madison										
Creighton										
George Mason										
Averett										
Ball State										
Texas Tech										
Campbell										
High Point										
Presbyterian										
Winthrop										
UNC Asheville										
Gardner-Webb										
Radford										
Charleston So.										
Liberty										
Presbyterian										
High Point										
Gardner-Webb										
Campbell										
UNC Asheville										
Winthrop										
Radford										
Liberty										
Charleston Southern										

Career Stats

Year	GP-GS	Min	Avg.	FG-A	FG%	3FG-A	3FG%	FT-A	FT%	O-D-T	Avg.	PF-DQ	A	TO	B	S	Pts	Avg
2015-16 (Palm Beach St.)	32-12	—	—	61-109	.560	0-1	.000	35-49	.714	46-56-102	3.2	72-1	23	37	33	15	157	4.9
2016-17																		
CAREER (D-I)				FIRST SEASON AT DIVISION I LEVEL														





#30

CHRIS SHIELDS

Sophomore • 6-8 • 210 • Forward

Hedgesville, W.Va.

Hedgesville/Fishburne Military Academy

Major: Undeclared

CAREER HIGHS

Points	19	vs. Maine	11-25-15
Rebounds	8	vs. Ball State	11-21-15
Assists	5	vs. Dartmouth	12-23-15
Steals	3	vs. Ball State	11-21-15
Blocks	1 (3x) at Stephen F. Austin	12-28-15	
FG Made	8	vs. Maine	11-25-15
3FG Made	3	vs. Cairn	12-28-15
FT Made	4	vs Salem International	11-18-16
Minutes	31	vs. Maine	11-25-15

2016-17 Game Log

Opp	FG-A	3FG-A	FT-A	O-D-T	PF	TP	A	TO	B	S	Min
Hampden-Sydney (exh.)	5-7	1-2	3-4	1-2-3	3	14	2	1	0	1	27*
Maine	2-4	0-0	0-0	0-0-0	1	4	2	0	0	0	22*
Stephen F. Austin	1-1	0-0	0-0	0-0-0	4	2	0	3	1	0	10
Salem International	2-6	0-2	4-5	3-4-7	4	8	3	0	0	1	24
Saint Francis											
Dartmouth											
James Madison											
Creighton											
George Mason											
Averett											
Ball State											
Texas Tech											
Campbell											
High Point											
Presbyterian											
Winthrop											
UNC Asheville											
Gardner-Webb											
Radford											
Charleston So.											
Liberty											
Presbyterian											
High Point											
Gardner-Webb											
Campbell											
UNC Asheville											
Winthrop											
Radford											
Liberty											
Charleston Southern											

Career Stats

Year	GP-GS	Min	Avg.	FG-A	FG%	3FG-A	3FG%	FT-A	FT%	O-D-T	Avg.	PF-DQ	A	TO	S	B	Pts	Avg
2015-16	14-0	294	21.0	37-78	.474	10-29	.345	8-10	.800	9-27-36	2.6	39-2	19	15	2	5	92	6.6
2016-17	3-1	56	18.7	5-11	.455	0-2	.000	4-5	.800	3-4-7	2.3	9-0	5	3	1	1	14	4.7
CAREER	17-1	350	20.6	42-89	.472	10-31	.323	12-15	.800	12-31-43	2.5	48-2	24	18	3	6	106	6.2





#1

ISAIAH WALTON

Redshirt Sophomore • 6-4 • 185 • Guard

Oberlin, Ohio

Elyria/UC Davis/Iowa Western

Major: Criminal Justice

CAREER HIGHS

Points	16	vs. Maine	11-13-16
Rebounds	5 (2x) at Stephen F. Austin		11-15-16
Assists	5vs Salem International		11-18-16
Steals	3 at Stephen F. Austin		11-15-16
Blocks	1 vs. Maine		11-13-16
FG Made	6 vs. Maine		11-13-16
3FG Made	1 (2x) at Stephen F. Austin		11-15-16
FT Made	4(2x)vs Salem International		11-18-16
Minutes	37 at Stephen F. Austin		11-15-16

2016-17 Game Log

Opp	FG-A	3FG-A	FT-A	O-D-T	PF	TP	A	TO	B	S	Min
Hampden-Sydney (exh.)	3-13	0-5	10-11	1-8-9	4	16	8	4	0	4	37
Maine	6-13	1-4	3-4	2-3-5	2	16	2	4	1	2	23
Stephen F. Austin	5-12	1-4	4-4	0-5-5	2	15	2	4	0	3	37*
Salem International	4-12	0-3	4-4	0-4-4	0	12	5	5	0	3	34*
Saint Francis											
Dartmouth											
James Madison											
Creighton											
George Mason											
Averett											
Ball State											
Texas Tech											
Campbell											
High Point											
Presbyterian											
Winthrop											
UNC Asheville											
Gardner-Webb											
Radford											
Charleston So.											
Liberty											
Presbyterian											
High Point											
Gardner-Webb											
Campbell											
UNC Asheville											
Winthrop											
Radford											
Liberty											
Charleston Southern											

Career Stats

Year	GP-GS	Min	Avg.	FG-A	FG%	3FG-A	3FG%	FT-A	FT%	O-D-T	Avg.	PF-DQ	A	TO	B	S	Pts	Avg
2014-15 (UC Davis)																		
DID NOT PLAY — REDSHIRT																		
2015-16 (Iowa Western)	30-22	199	6.6	106-233	.455	27-72	.375	71-83	.855	26-81-107	3.6	18-0	114	101	6	36	310	10.3
2016-17	3-2	94	31.3	15-37	.405	2-11	.182	11-12	.917	2-12-14	4.7	4-0	9	13	1	8	43	14.3
CAREER	3-2	94	31.3	15-37	.405	2-11	.182	11-12	.917	2-12-14	4.7	4-0	9	13	1	8	43	14.3



#22

CAIUS COVRIG

Freshman • 6-5 • 215 • Guard

Phoenix, Ariz.

Westwind Prep

Major: Business Administration

CAREER HIGHS

Points	
Rebounds	
Assists	
Steals	
Blocks	
FG Made	
3FG Made	
FT Made	
Minutes	

2016-17 Game Log

Opp	FG-A	3FG-A	FT-A	O-D-T	PF	TP	A TO	B	S	Min
Hampden-Sydney (exh.)				DID NOT PLAY						
Maine				DID NOT PLAY						
Stephen F. Austin				DID NOT PLAY						
Salem International				DID NOT PLAY						
Saint Francis										
Dartmouth										
James Madison										
Creighton										
George Mason										
Averett										
Ball State										
Texas Tech										
Campbell										
High Point										
Presbyterian										
Winthrop										
UNC Asheville										
Gardner-Webb										
Radford										
Charleston So.										
Liberty										
Presbyterian										
High Point										
Gardner-Webb										
Campbell										
UNC Asheville										
Winthrop										
Radford										
Liberty										
Charleston Southern										

Career Stats

Year	GP-GS	Min	Avg.	FG-A	FG%	3FG-A	3FG%	FT-A	FT%	O-D-T	Avg.	PF-DQ	A	TO	S	B	Pts	Avg
2016-17																		
CAREER																		





#0

DOMINIC EZEANI

Freshman • 5-11 • 165 • Guard

Silver Spring, Md.

Our Lady of Good Counsel

Major: Therapeutic Recreation

CAREER HIGHS

Points	
Rebounds	
Assists	
Steals	
Blocks	
FG Made	
3FG Made	
FT Made	
Minutes	

2016-17 Game Log

Opp	FG-A	3FG-A	FT-A	O-D-T	PF	TP	A TO	B	S	Min
Hampden-Sydney (exh.)				DID NOT PLAY						
Maine				DID NOT PLAY						
Stephen F. Austin				DID NOT PLAY						
Salem International				DID NOT PLAY						
Saint Francis										
Dartmouth										
James Madison										
Creighton										
George Mason										
Averett										
Ball State										
Texas Tech										
Campbell										
High Point										
Presbyterian										
Winthrop										
UNC Asheville										
Gardner-Webb										
Radford										
Charleston So.										
Liberty										
Presbyterian										
High Point										
Gardner-Webb										
Campbell										
UNC Asheville										
Winthrop										
Radford										
Liberty										
Charleston Southern										

Career Stats

Year	GP-GS	Min	Avg.	FG-A	FG%	3FG-A	3FG%	FT-A	FT%	O-D-T	Avg.	PF-DQ	A	TO	S	B	Pts	Avg
2016-17																		
CAREER																		





#10

JUAN MUNOZ

Freshman • 5-11 • 165 • Guard

Raleigh, N.C.

Panther Creek

Major: Undeclared

CAREER HIGHS

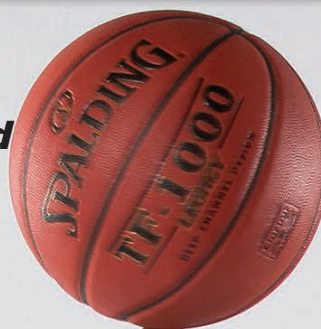
Points	
Rebounds	
Assists	
Steals	
Blocks	
FG Made	
3FG Made	
FT Made	
Minutes	

2016-17 Game Log

Opp	FG-A	3FG-A	FT-A	O-D-T	PF	TP	A TO	B	S	Min
Hampden-Sydney (exh.)				DID NOT PLAY (Injury)						
Maine				DID NOT PLAY (Injury)						
Stephen F. Austin				DID NOT PLAY (Injury)						
Salem International				DID NOT PLAY (Injury)						
Saint Francis										
Dartmouth										
James Madison										
Creighton										
George Mason										
Averett										
Ball State										
Texas Tech										
Campbell										
High Point										
Presbyterian										
Winthrop										
UNC Asheville										
Gardner-Webb										
Radford										
Charleston So.										
Liberty										
Presbyterian										
High Point										
Gardner-Webb										
Campbell										
UNC Asheville										
Winthrop										
Radford										
Liberty										
Charleston Southern										

Career Stats

Year	GP-GS	Min	Avg.	FG-A	FG%	3FG-A	3FG%	FT-A	FT%	O-D-T	Avg.	PF-DQ	A	TO	S	B	Pts	Avg
2016-17																		
CAREER																		





#21

JaSHAUN SMITH

Freshman • 6-5 • 200 • Forward

Garner, N.C.

Legacy Charter (S.C.)

Major: History

CAREER HIGHS

Points	3vs Salem International	11-18-16
Rebounds	N/A	
Assists	N/A	
Steals	N/A	
Blocks	N/A	
FG Made	1vs Salem International	11-18-16
3FG Made	N/A	
FT Made	1vs Salem International	11-18-16
Minutes	4vs Salem International	11-18-16

2016-17 Game Log

Opp	FG-A	3FG-A	FT-A	O-D-T	PF	TP	A	TO	B	S	Min
Hampden-Sydney (exh.)	DID NOT PLAY										
Maine	0-0	0-0	0-0	0-0-0	0	0	0	0	0	0	1
Stephen F. Austin	DID NOT PLAY										
Salem International	1-2	0-0	1-1	0-0-0	0	3	0	0	0	0	4
Saint Francis											
Dartmouth											
James Madison											
Creighton											
George Mason											
Averett											
Ball State											
Texas Tech											
Campbell											
High Point											
Presbyterian											
Winthrop											
UNC Asheville											
Gardner-Webb											
Radford											
Charleston So.											
Liberty											
Presbyterian											
High Point											
Gardner-Webb											
Campbell											
UNC Asheville											
Winthrop											
Radford											
Liberty											
Charleston Southern											

Career Stats

Year	GP-GS	Min	Avg.	FG-A	FG%	3FG-A	3FG%	FT-A	FT%	O-D-T	Avg.	PF-DQ	A	TO	S	B	Pts	Avg
2016-17	2-0	5	2.5	1-2	.500	0-0	.000	1-1	1.000	0-0-0	0.0	0-0	0	0	0	0	3	1.5
CAREER	2-0	5	2.5	1-2	.500	0-0	.000	1-1	1.000	0-0-0	0.0	0-0	0	0	0	0	3	1.5



2016-17 LONGWOOD GAME-BY-GAME

Opponent	Date	Score		Total		3-Pointers		Free throws		Rebounds				pf	a	t/o	blk	stl	pts	avg
				fg-fga	pct	3fg-fga	pct	ft-fta	pct	off	def	tot	avg							
MAINE	11-13-16	58-80	L	22-57	.386	6-18	.333	8-15	.533	11	29	40	40.0	13	11	16	9	5	58	58.0
at Stephen F. Austin	11-15-16	60-66	L	23-49	.469	7-21	.333	7-9	.778	2	23	25	32.5	25	11	22	3	10	60	59.0
SALEM INTERNATIONAL	11-18-16	87-74	W	31-64	.484	6-21	.286	19-25	.760	10	29	39	34.7	22	21	12	5	10	87	68.3
Longwood		205		76-170	.447	19-60	.317	34-49	.694	23	81	104	34.7	60	43	50	17	25	205	68.3
Opponents		220		74-177	.418	25-62	.403	47-67	.701	36	79	115	38.3	55	41	48	8	19	220	73.3

Games played: 3
Points/game: 68.3
FG Pct: 44.7
3FG Pct: 31.7
FT Pct: 69.4

Rebounds/game: 34.7
Assists/game: 14.3
Turnovers/game: 16.7
Assist/turnover ratio: 0.9
Steals/game: 8.3
Blocks/game: 5.7

2016-17 OPPONENT GAME-BY-GAME

Opponent	Date	Score		Total		3-Pointers		Free throws		Rebounds				pf	a	t/o	blk	stl	pts	avg
				fg-fga	pct	3fg-fga	pct	ft-fta	pct	off	def	tot	avg							
MAINE	11-13-16	58-80	L	30-72	.417	9-25	.360	11-17	.647	17	29	46	46.0	14	16	7	3	7	80	80.0
at Stephen F. Austin	11-15-16	60-66	L	19-49	.388	7-15	.467	21-27	.778	12	25	37	41.5	16	10	23	2	5	66	73.0
SALEM INTERNATIONAL	11-18-16	87-74	W	25-56	.446	9-22	.409	15-23	.652	7	25	32	38.3	25	15	18	3	7	74	73.3
Opponents		220		74-177	.418	25-62	.403	47-67	.701	36	79	115	38.3	55	41	48	8	19	220	73.3
Longwood		205		76-170	.447	19-60	.317	34-49	.694	23	81	104	34.7	60	43	50	17	25	205	68.3

Games played: 3
Points/game: 73.3
FG Pct: 41.8
3FG Pct: 40.3
FT Pct: 70.1

Rebounds/game: 38.3
Assists/game: 13.7
Turnovers/game: 16.0
Assist/turnover ratio: 0.9
Steals/game: 6.3
Blocks/game: 2.7

LONGWOOD GAMEDAY > Box Scores

Longwood 93, Hampden-Sydney 85 • Nov. 5 (Exh.)

Hampden-Sydney vs Longwood (Exh.)
11-05-16 5:04 p.m. at Farmville, Va. (Willett Hall)

Hampden-Sydney 85 • Exhibition

#	Player	Total		3-Ptr		Rebounds			PF	TP	A TO Blk Stl			Min
		FG-FGA	FG-FGA	FT-FTA	FT-FTA	Off Def Tot	Off Def Tot	Off Def Tot			A TO Blk Stl	A TO Blk Stl	A TO Blk Stl	
01	DUNCAN, Jake	* 6-11	4-7	2-2	0 4 4	3 18	4 4 0	0 0	42					
02	REDDICK, JaVonte	* 2-9	1-5	4-4	1 2 3	3 9	0 4 1	0 0	30					
10	SAUELSON, Logan	* 3-7	0-2	6-10	1 4 5	3 12	5 6 0	0 0	34					
15	CHASE, Nick	* 4-9	1-3	1-1	0 5 5	3 10	1 2 0	2 28						
25	GUIMARAES, Guilherme	* 14-15	0-0	2-2	5 7 12	4 30	0 3 1	0 34						
03	QUINN, Kevin	0-0	0-0	0-0	0 0 0	0 0	0 1 0	0 3						
04	KATOWITZ, Josh	1-2	0-0	4-6	0 2 2	3 6	0 3 0	0 20						
05	DUNCAN, Michael	0-2	0-0	0-0	0 0 0	0 0	1 1 0	0 8						
14	COSTIGAN, Jack	0-4	0-1	0-0	0 3 3	2 0	0 0 0	0 11						
23	REID, Justin	0-1	0-0	0-0	0 1 1	0 0	1 3 0	0 8						
32	KUEHN, Hunter	0-0	0-0	0-0	0 0 0	1 0	0 0 0	1 7						
Team					2 4 6									
Totals		30-60	6-18	19-25	9 32 41	22 85	12 27 2	3 225						

FG % 1st Half: 12-28 42.9% 2nd half: 14-25 56.0% OT: 4-7 57.1% Game: 30-60 50.0% Deadball Rebounds 2
 3FG % 1st Half: 3-9 33.3% 2nd half: 1-6 16.7% OT: 2-3 66.7% Game: 6-18 33.3%
 FT % 1st Half: 7-9 77.8% 2nd half: 11-14 78.6% OT: 1-2 50.0% Game: 19-25 76.0%

Longwood (Exh.) 93 • Exhibition

#	Player	Total		3-Ptr		Rebounds			PF	TP	A TO Blk Stl			Min
		FG-FGA	FG-FGA	FT-FTA	FT-FTA	Off Def Tot	Off Def Tot	Off Def Tot			A TO Blk Stl	A TO Blk Stl	A TO Blk Stl	
01	WALTON, Isaiah	3-13	0-5	10-11	1 8 9	4 16	8 4 0	4 37						
02	GEE, Bryan	0-0	0-0	0-0	1 0 1	4 0	0 0 0	0 5						
03	ALLEN, Darrion	8-19	2-8	6-10	4 3 7	3 24	1 3 2	4 41						
04	LANE, Khris	6-12	3-5	0-0	0 2 2	0 15	2 2 1	2 36						
05	THOMPSON, Kendrick	5-10	2-5	0-0	0 1 1	2 12	3 1 0	3 35						
15	BELTON, Isaac	2-3	1-2	3-3	0 0 0	3 8	0 1 0	1 14						
24	GETER, Damarion	2-5	0-0	0-0	1 5 6	5 4	1 6 0	3 30						
30	SHIELDS, Chris	5-7	1-2	3-4	1 2 3	3 14	2 1 0	1 27						
Team					2 4 6									
Totals		31-69	9-27	22-28	10 25 35	24 93	17 18 3	18 225						

FG % 1st Half: 10-29 34.5% 2nd half: 16-33 48.5% OT: 5-7 71.4% Game: 31-69 44.9% Deadball Rebounds 2
 3FG % 1st Half: 4-13 30.8% 2nd half: 3-12 25.0% OT: 2-2 100.0% Game: 9-27 33.3%
 FT % 1st Half: 9-14 64.3% 2nd half: 6-6 100.0% OT: 7-8 87.5% Game: 22-28 78.6%

Officials: Scott Argogast, Greg Anagnostopoulos, Chase Vaden
 Technical fouls: Hampden-Sydney-GUIMARAES, Guilherme. Longwood (Exh.)-ALLEN, Darrion.
 Attendance: 1900

Score by periods	1st	2nd	OT	Total
Hampden-Sydney	34	40	11	85
Longwood (Exh.)	33	41	19	93

Points	In Paint	Off T/O	2nd Chance	Fast Break	Bench
HSC	44	13	13	0	6
LWUX	40	32	13	10	93

Last FG - HSC OT-00:48, LWUX OT-00:19.
 Largest lead - HSC by 11 2nd-11:20, LWUX by 8 OT-00:07.
 HSC led for 25:23. LWUX led for 14:31. Game was tied for 05:06.

Score tied - 6 times.
 Lead changed - 7 times.

Maine 80, Longwood 58 • Nov. 13

Maine vs Longwood
11-13-16 2:04 p.m. at Farmville, Va. (Willett Hall)

Maine 80 • 1-1

#	Player	Total		3-Ptr		Rebounds			PF	TP	A TO Blk Stl			Min
		FG-FGA	FG-FGA	FT-FTA	FT-FTA	Off Def Tot	Off Def Tot	Off Def Tot			A TO Blk Stl	A TO Blk Stl	A TO Blk Stl	
01	CALIXTE, AARON	* 4-11	2-4	0-0	1 1 2	3 10	3 1 0	1 25						
02	HOWARD, AUSTIN	* 1-5	0-1	0-0	1 4 5	0 2	2 0 0	2 20						
10	MYERS, WES	* 4-10	0-2	7-9	4 4 8	0 15	3 0 0	1 30						
21	ER, ILKER	* 6-12	4-9	0-0	1 2 3	2 16	1 0 0	0 19						
50	EZE, VINCENT	* 3-11	0-0	2-2	2 4 6	1 6	2 1 1	0 23						
00	FLEMING, ANDREW	1-5	0-1	0-2	0 4 4	3 2	1 1 2	1 21						
03	BERNSTEIN, RYAN	4-7	2-4	0-0	0 2 2	2 10	3 0 0	2 23						
04	PIROVIC, MARKO	4-7	0-2	3-3	3 4 7	0 11	0 1 0	0 18						
05	EVANS, DANNY	3-4	1-2	1-1	3 3 6	3 8	1 3 0	0 21						
Team					2 1 3									
Totals		30-72	9-25	11-17	17 29 46	14 80	16 7 3	7 200						

FG % 1st Half: 13-33 39.4% 2nd half: 17-39 43.6% Game: 30-72 41.7% Deadball Rebounds 2
 3FG % 1st Half: 2-10 20.0% 2nd half: 7-15 46.7% Game: 9-25 36.0%
 FT % 1st Half: 5-6 83.3% 2nd half: 6-11 54.5% Game: 11-17 64.7%

Longwood 58 • 1-0

#	Player	Total		3-Ptr		Rebounds			PF	TP	A TO Blk Stl			Min
		FG-FGA	FG-FGA	FT-FTA	FT-FTA	Off Def Tot	Off Def Tot	Off Def Tot			A TO Blk Stl	A TO Blk Stl	A TO Blk Stl	
02	GEE, Bryan	* 1-1	0-0	0-0	0 4 4	1 2	1 1 0	0 16						
03	ALLEN, Darrion	* 7-16	3-7	1-2	4 3 7	2 18	0 4 3	1 34						
04	LANE, Khris	* 4-11	2-5	4-6	3 5 8	3 14	1 4 3	1 34						
24	GETER, Damarion	* 2-6	0-0	0-3	1 4 5	2 4	0 2 1	1 34						
30	SHIELDS, Chris	* 2-4	0-0	0-0	0 0 0	1 4	2 0 0	0 22						
01	WALTON, Isaiah	6-13	1-4	3-4	2 3 5	2 16	2 4 1	2 23						
05	THOMPSON, Kendrick	0-2	0-0	0-0	1 2 3	1 0	5 0 1	0 23						
15	BELTON, Isaac	0-4	0-2	0-0	0 2 2	0 0	0 0 0	0 8						
20	ROMEO, Obi	0-0	0-0	0-0	0 0 0	1 0	0 0 0	0 5						
21	SMITH, JaShaun	0-0	0-0	0-0	0 0 0	0 0	0 0 0	0 1						
Team					0 6 6									
Totals		22-57	6-18	8-15	11 29 40	13 58	11 16 9	5 200						

FG % 1st Half: 11-30 36.7% 2nd half: 11-27 40.7% Game: 22-57 38.6% Deadball Rebounds 3
 3FG % 1st Half: 3-9 33.3% 2nd half: 3-9 33.3% Game: 6-18 33.3%
 FT % 1st Half: 4-6 66.7% 2nd half: 4-9 44.4% Game: 8-15 53.3%

Officials: Michael Luckie, JB DeRosa, Mike Pearson
 Technical fouls: Maine-None. Longwood-None.
 Attendance: 1128

Score by periods	1st	2nd	Total
Maine	33	47	80
Longwood	29	29	58

Points	In Paint	Off T/O	2nd Chance	Fast Break	Bench
MAINE	38	18	22	4	31
LWU	22	7	12	4	16

Last FG - MAINE 2nd-00:38, LWU 2nd-03:51.
 Largest lead - MAINE by 22 2nd-00:38, LWU by 4 1st-06:06.
 MAINE led for 26:15. LWU led for 10:40. Game was tied for 03:05.

Score tied - 4 times.
 Lead changed - 11 times.

Stephen F. Austin 66, Longwood 60 • Nov. 15

Longwood vs Stephen F. Austin
11-15-16 10:00 a.m. at Nacogdoches, Texas (WRJ Coliseum)

Longwood 60 • 0-2

#	Player	Total		3-Ptr		Rebounds			PF	TP	A TO Blk Stl			Min
		FG-FGA	FG-FGA	FT-FTA	FT-FTA	Off Def Tot	Off Def Tot	Off Def Tot			A TO Blk Stl	A TO Blk Stl	A TO Blk Stl	
01	WALTON, Isaiah	* 5-12	1-4	4-4	0 5 5	2 15	2 4 0	3 37						
03	ALLEN, Darrion	* 5-14	2-7	0-1	0 7 7	4 12	1 5 0	1 39						
04	LANE, Khris	* 3-5	0-1	2-3	0 2 2	4 8	0 3 0	2 28						
05	THOMPSON, Kendrick	* 2-7	1-4	0-0	0 2 2	4 5	4 2 1	2 27						
24	GETER, Damarion	* 2-3	0-0	0-0	1 2 3	4 4	1 3 1	1 31						
02	GEE, Bryan	1-2	0-1	1-1	0 1 1	0 3	3 1 0	0 13						
15	BELTON, Isaac	4-5	3-4	0-0	0 0 0	3 11	0 1 0	1 15						
20	ROMEO, Obi	0-0	0-0	0-0	0 0 0	0 0	0 0 0	0 4						
30	SHIELDS, Chris	1-1	0-0	0-0	0 0 0	4 2	0 3 1	0 10						
Team					1 4 5									
Totals		23-49	7-21	7-9	2 23 25	25 60	11 22 3	10 200						

FG % 1st Half: 10-23 43.5% 2nd half: 13-26 50.0% Game: 23-49 46.9% Deadball Rebounds 1
 3FG % 1st Half: 2-10 20.0% 2nd half: 5-11 45.5% Game: 7-21 33.3%
 FT % 1st Half: 5-7 71.4% 2nd half: 2-2 100.0% Game: 7-9 77.8%

Stephen F. Austin 66 • 1-1

		Total	3-Ptr		Rebounds									
#	Player	FG-FGA	FG-FGA	FT-FTA	Off Def Tot	TP	PF	A	To	Blk	Stl	Min		
00	Augustin, Aaron	* 1-4	0-0	3-5	0 1 1	1	5	5	3	0	1	21		
03	Gilmore III, Leon	* 3-14	0-2	2-3	4 4 8	3	8	1	1	0	2	29		
11	Canete, Ivan	* 1-4	1-3	4-4	1 1 2	2	7	0	2	0	0	26		
12	Cameron, Dallas	* 4-8	2-3	2-2	0 2 2	0	12	2	4	0	0	33		
22	Holyfield, TJ	* 7-13	3-4	4-4	5 9 14	2	21	0	2	2	0	34		
01	Harris, Kevon	0-0	0-0	0-0	0 0 0	1	0	0	1	0	0	8		
05	Huntley, Josh	0-0	0-0	0-0	0 1 1	0	0	0	1	0	0	3		
10	Traylor, Isaiah	2-3	1-2	1-2	0 1 1	2	6	2	0	0	0	15		
23	Bain, Nathan	1-2	0-1	3-5	1 2 3	2	5	0	1	0	0	17		
24	Nieminen, Samuli	0-1	0-0	2-2	0 0 0	1	2	0	2	0	2	10		
32	Grujic, Jovan	0-0	0-0	0-0	0 1 1	2	0	0	3	0	0	4		
Team					1 3 4				3					
Totals		19-49	7-15	21-27	12 25 37	16	66	10	23	2	5	200		
FG % 1st Half: 10-25		40.0%	2nd half: 9-24	37.5%	Game: 19-49	38.8%	Deadball Rebounds 1							
3FG % 1st Half: 3-6		50.0%	2nd half: 4-9	44.4%	Game: 7-15	46.7%								
FT % 1st Half: 8-9		88.9%	2nd half: 13-18	72.2%	Game: 21-27	77.8%								

The Automated ScoreBook Longwood Combined Team Statistics (as of Nov 18, 2016) All games

RECORD:	OVERALL	HOME	AWAY	NEUTRAL
ALL GAMES	1-2	1-1	0-1	0-0
CONFERENCE	0-0	0-0	0-0	0-0
NON-CONFERENCE	1-2	1-1	0-1	0-0

#	Player	gp-gs	min	avg	Total		3-Point		F-Throw		Rebounds				pf	dq	a	to	blk	stl	pts	avg
					fg-fga	fg%	3fg-fga	3fg%	ft-fa	ft%	off	def	tot	avg								
04	LANE, Khris	3-3	98	32.7	19-31	.613	3-8	.375	7-13	.538	6	18	24	8.0	11	0	3	8	5	4	48	16.0
03	ALLEN, Darrion	3-3	105	35.0	18-44	.409	9-22	.409	1-3	.333	6	12	18	6.0	10	0	5	11	5	3	46	15.3
01	WALTON, Isaiah	3-2	94	31.3	15-37	.405	2-11	.182	11-12	.917	2	12	14	4.7	4	0	11	13	1	8	43	14.3
15	BELTON, Isaac	3-0	35	11.7	6-15	.400	3-9	.333	2-2	1.000	0	5	5	1.7	6	0	0	1	1	1	17	5.7
02	GEE, Bryan	3-1	48	16.0	4-6	.667	0-1	.000	7-8	.875	1	5	6	2.0	2	0	7	4	0	1	15	5.0
30	SHIELDS, Chris	3-1	56	18.7	5-11	.455	0-2	.000	4-5	.800	3	4	7	2.3	9	0	5	3	1	1	14	4.7
05	THOMPSON, Kendrick	3-2	76	25.3	4-13	.308	2-7	.286	0-0	.000	1	5	6	2.0	7	0	10	4	2	3	10	3.3
24	GETER, Damarion	3-3	78	26.0	4-11	.364	0-0	.000	1-5	.200	2	8	10	3.3	10	0	2	5	2	4	9	3.0
21	SMITH, JaShaun	2-0	5	2.5	1-2	.500	0-0	.000	1-1	1.000	0	0	0	0.0	0	0	0	0	0	0	3	1.5
20	ROMEO, Obi	2-0	5	2.5	0-0	.000	0-0	.000	0-0	.000	0	0	0	0.0	1	0	0	0	0	0	0	0.0
Team											2	12	14					1				
Total.....		3	600		76-170	.447	19-60	.317	34-49	.694	23	81	104	34.7	60	0	43	50	17	25	205	68.3
Opponents.....		3	600		74-177	.418	25-62	.403	47-67	.701	36	79	115	38.3	55	-	41	48	8	19	220	73.3

TEAM STATISTICS	LWU	OPP
SCORING	205	220
Points per game	68.3	73.3
Scoring margin	-5.0	-
FIELD GOALS-ATT	76-170	74-177
Field goal pct	.447	.418
3 POINT FG-ATT	19-60	25-62
3-point FG pct	.317	.403
3-pt FG made per game	6.3	8.3
FREE THROWS-ATT	34-49	47-67
Free throw pct	.694	.701
F-Throws made per game	11.3	15.7
REBOUNDS	104	115
Rebounds per game	34.7	38.3
Rebounding margin	-3.7	-
ASSISTS	43	41
Assists per game	14.3	13.7
TURNOVERS	50	48
Turnovers per game	16.7	16.0
Turnover margin	-0.7	-
Assist/turnover ratio	0.9	0.9
STEALS	25	19
Steals per game	8.3	6.3
BLOCKS	17	8
Blocks per game	5.7	2.7
ATTENDANCE	2315	5944
Home games-Avg/Game	2-1158	1-5944
Neutral site-Avg/Game	-	0-0

Date	Opponent		Score	Att.
11-13-16	MAINE	L	58-80	1128
11-15-16	at Stephen F. Austin	L	60-66	5944
11-18-16	SALEM INTERNATIONAL	W	87-74	1187

* - Conference game

Score by Periods	1st	2nd	Totals
Longwood	101	104	205
Opponents	100	120	220

LONGWOOD GAMEDAY > Spotter's Chart



Dominic Ezeani
Freshman • G



Isaiah Walton
R-Sophomore • G



Bryan Gee
R-Sophomore • G



Darrion Allen
Senior • G



Khris Lane
R-Junior • F



Kendrick Thompson
Junior • G



B.K. Ashe
Senior • G



Jahleem Montague
Sophomore • F



Juan Munoz
Freshman • G



Isaac Belton
Senior • G



Obi Romeo
Junior • C



JaShaun Smith
Freshman • F



Caius Covrig
Freshman • G



Damarion Geter
R-Junior • F



Chris Shields
Sophomore • F/G



Jayson Gee
Head Coach