



# SAINT FRANCIS WOMEN'S BASKETBALL

- NEC-BEST 11 NEC TOURNAMENT TITLES
- 11 NCAA TOURNAMENT APPEARANCES

## 2016-17 GAME NOTES



### Schedule/Results

WBB CONTACT: DAN GRIFFIN | EMAIL: DGRIFIN@FRANCIS.EDU | (D) 814-472-3180

#### November

Wed. 2		Vs Pitt-Johnstown (ex) W, 110-79
Sun. 13		at Wisconsin W, 103-100
Tue. 15		at Marquette
Sat. 19		COLUMBIA
Tue. 22		CANISIUS
Mon. 28		CORNELL

1-0 overall	0-0 NEC
Head Coach-5th year <b>Joe Haigh</b>	37-35 NEC 53-73 Overall
1-0 last 10	W 1 Streak

**Game**  
**2**



1-0 overall	0-0 Big East
Head Coach-3rd year Carolyn Kieger	24-38 Overall
1-0 last 10	W 1 Streak

SFU at Marquette [Al McGuire Arena | Milwaukee, WI  
Monday November 15, 2016] 7 PM

#### December

Sat. 3		at Youngstown State
Mon. 12		at Coastal Carolina
Wed. 14		at South Florida
Fri. 16		vs Maryland Eastern Shore (at FAU)
Sat. 17		FAU or Jackson State
Tue. 20		at William and Mary
Thu. 29		at Fairleigh Dickinson*
Sat. 31		at Sacred Heart*

### Tale of the Tape

	
103 PPG 100 opp. PPG	87 PPG 37 opp. PPG
.439 fg % .430 opp. fg. %	.456 fg % .255 opp. fg. %
.341 3pt fg % .385 opp.3pt fg%	.294 3pt fg % .217 opp.3pt fg%
.667 FT % .583 opp. FT %	.313 FT % 1.000 opp. FT %
42 RPG 61 opp RPG	52 RPG 31 opp RPG
18 APG 12 opp APG	11 APG 5 opp APG
20 TO PG 25 opp TO PG	11 TO PG 28 opp TO PG




### Series Notes

Overall: 3rd Meeting
Streak: Marquette W 1
Last Red Flash Win: 11/30/02 64-62

#### January

Sat. 7		LIU BROOKLYN*
Mon. 9		St. FRANCIS BROOKLYN*
Sat. 14		at Mount St. Mary's*
Mon. 16		at Robert Morris*
Sat. 21		BRYANT*
Mon. 23		CENTRAL CONN. STATE*
Sat. 28		at Wagner*
Mon. 30		ROBERT MORRIS*

#### February

Sat. 4		at LIU Brooklyn*
Mon. 6		at St. Francis Brooklyn*
Sat. 11		MOUNT ST. MARY'S*
Mon. 13		WAGNER*
Sat. 18		at Bryant*
Mon. 20		at Central Conn. State*
Sat. 25		FAIRLEIGH DICKINSON*
Mon. 27		SACRED HEART*

\* NEC Contest

HOME GAMES IN CAPS

## PROBABLE STARTERS



#44 Halee Adams

JR. Guard  
3.0 PPG  
5.0 RPG  
3.0 APG



#34 Ace Harrison

JR. Forward  
13 PPG  
9.0 RPG  
1.0 APG



#23 Jessica Kovatch

So. Guard  
29 PPG  
0.0 RPG  
1.0 APG



#5 Katie Reese

JR. Guard  
27 PPG  
2.0 RPG  
7.0 APG



#15 Maya Wynn

JR. Guard  
12 PPG  
6.0 RPG  
2.0 APG



## 2016-17 Saint Francis U Basketball Roster

### Numerical Roster

No.	Name	Yr.	Pos.	Ht.	Hometown / High School
1	Madison Johnson	So.	G	5-7	Knox, Pa. / Keystone
2	Caitlyn Kroll	Fr.	G	5-10	Bridgeport, Ohio / Bridgeport
5	Katie Reese	R-Sr.	G	5-8	Boonton Township, N.J. / Mountain Lakes (Manhattan)
11	Kayla Meador	So.	G	5-6	Burke, Va. / Paul VI
13	Sam Marino	Jr.	G	5-5	Camp Hill, Pennsylvania / East Pennsboro High School
14	Taylor Allison	Sr.	G	5-7	State College, Pa. / State College
15	Maya Wynn	Jr.	G	5-11	Reisterstown, Md. / McDonogh
20	Caitlin Carroll	Fr.	G	5-9	Middletown, New Jersey / Red Bank Catholic
22	Jillian Scott	Fr.	G/F	5-11	Summerhill, Pa. / Forest Hills
23	Jessica Kovatch	So.	G	5-9	Phillipsburg, N.J. / Phillipsburg
24	Kyasia Duling	R-Jr.	F	6-3	Zanesville, Ohio / New Albany (Duquesne)
30	Jill Falvey	So.	F	6-0	Lincroft, N.J. / Middletown South
32	Courtney Zezza	So.	F/C	6-4	Plum, Pa. / Plum
33	Cydney Smith	R-Jr.	F/C	6-3	Port Tobacco, Md. / St. Mary's Ryken
34	Ace Harrison	Gr.	F	6-2	Baltimore, MD / Digital Harbor (Maryland)
44	Halee Adams	R-Jr.	G	5-8	Holidaysburg, Pa. / Bishop Guilfoyle (Sienna)
50	Samiah Bethel	Sr.	G	5-9	Jacksonville, Fla. / Potter's House Christian Academy

### Alphabetical Roster

44	Halee Adams	R-Jr.	G	5-8	Holidaysburg, Pa. / Bishop Guilfoyle (Sienna)
14	Taylor Allison	Sr.	G	5-7	State College, Pa. / State College
50	Samiah Bethel	Sr.	G	5-9	Jacksonville, Fla. / Potter's House Christian Academy
20	Caitlin Carroll	Fr.	G	5-9	Middletown, New Jersey / Red Bank Catholic
24	Kyasia Duling	R-Jr.	F	6-3	Zanesville, Ohio / New Albany (Duquesne)
30	Jill Falvey	So.	F	6-0	Lincroft, N.J. / Middletown South
34	Ace Harrison	Gr.	F	6-2	Baltimore, MD / Digital Harbor (Maryland)
1	Madison Johnson	So.	G	5-7	Knox, Pa. / Keystone
23	Jessica Kovatch	So.	G	5-9	Phillipsburg, N.J. / Phillipsburg
2	Caitlyn Kroll	Fr.	G	5-10	Bridgeport, Ohio / Bridgeport
13	Sam Marino	Jr.	G	5-5	Camp Hill, Pennsylvania / East Pennsboro High School
11	Kayla Meador	So.	G	5-6	Burke, Va. / Paul VI
5	Katie Reese	R-Sr.	G	5-8	Boonton Township, N.J. / Mountain Lakes (Manhattan)
22	Jillian Scott	Fr.	G/F	5-11	Summerhill, Pa. / Forest Hills
33	Cydney Smith	R-Jr.	F/C	6-3	Port Tobacco, Md. / St. Mary's Ryken
15	Maya Wynn	Jr.	G	5-11	Reisterstown, Md. / McDonogh
32	Courtney Zezza	So.	F/C	6-4	Plum, Pa. / Plum

### Pronunciation Guide

#50 Samiah Bethel.....(sa-MY-a)

Joe Haigh (hayg)

Kyle Hejmowski (Hedge-mowski)

Rachel Halaszynski (Hal-uh-zin-ski)

**Head Coach:** Joe Haigh (Notre Dame '95)

**Assistant Coaches:** Kyle Hejmowski (Canisius '03)

Vanessa Abel (Duquesne '10)

Janicia Anderson (Wilberforce '10)

**Director of Operations:** Rachel Halaszynski (PSU- McKeesport '12)



## OPPONENT NOTES

- Marquette was picked third in the Big East behind Creighton and DePaul and just ahead of Villanova
- Allazia Blockton and Natisha Heideman were named pre-season All-Big East Allazia Blockton and Natisha Heideman were named pre-season All-Big East
- Blockton set the Big East freshman scoring record last year
- Marquette returns all their starters from last year's team
- The Golden Eagles are set to host this year's Big East tournament
- This will be the third all-time meeting between the teams

## ■ LAST TIME OUT

- Marquette trounced Longwood 87-37
- The Golden Eagles gave up just two second quarter points and had a 26-0 first half run
- Allazia Blockton is the reigning Big East Player of the Year and led MU with 19 in the win
- Erika Davenport had 18 points and 10 rebounds in the victory
- The Golden Eagles forced 28 turnovers

## SERIES HISTORY

-11/14/09

SFU 38

@Marquette 74

-11/30/02

SFU 64

@Marquette 62

### 2016-17 Marquette Golden Eagles

#	NAME	HT	POS.	YR	HOMETOWN / HIGH SCHOOL
1	DANIELLE KING	5-5	GUARD	SO	CHICAGO, ILL./BLOOM TOWNSHIP
3	MCKAYLA YENTZ	6-1	FORWARD	SR	SUN PRAIRIE, WIS./SUN PRAIRIE
5	NATISHA HIEDEMAN	5-8	GUARD	SO	GREEN BAY, WIS./GREEN BAY SW
10	SANDRA DAHLING	5-9	FORWARD	SO	STOCKHOLM, SWEDEN/
11	ALLAZIA BLOCKTON	6-0	GUARD	SO	MILWAUKEE, WIS./DOMINICAN
12	ERIKA DAVENPORT	5-11	FORWARD	SO	CLARKSTON, MICH./CLARKSTON
13	OLIVIA MOSKAR	5-9	GUARD	SO	HELSINKI, FINLAND/
15	AMANI WILBORN	5-9	GUARD	SO	MILWAUKEE, WIS./RIVERSIDE UNIVERSITY
20	ALTIA ANDERSON	6-2	FORWARD	FR	BRIDGEVILLE, DEL./WOODBIDGE
30	ISABELLE SPINGOLA	6-0	GUARD	FR	CHICAGO, ILL./WHITNEY YOUNG
31	SHANTELE VALENTINE	6-3	CENTER	JR	BRAMPTON, ONTARIO, CANADA/ST. ROCH
32	CHELSEY GIBSON	6-0	GUARD	RS JR	PENSACOLA, FLA./GULF COAST ST.
42	LAUREN VAN KLEUNEN	6-2	GUARD	FR	MASON, OHIO/MASON
44	MEGHAN MANDEL	6-4	CENTER	FR	PLYMOUTH, MINN./ORONO

### ABOUT MARQUETTE

#### Previous Game Starters

Last Time Out: (W, 87-37 Vs Longwood)

3 MCKAYLA YENTZ ..... F

5 NATISHA HIEDEMAN ..... G

11 ALLAZIA BLOCKTON ..... G High Scorer ..... Blockton 19

12 ERIKA DAVENPORT ..... F High Rebounder ..... Davenport 10

15 AMANI WILBORN ..... G Assists Leader ..... Two Players 5

Head Coach Carolyn Kieger (Marquette '06)  
24-38 Overall at Marquette

# SAINT FRANCIS

## FLASH POINTS

### SFU'S RECORD WHEN...

	ALL 16-17 NEC	
playing at HOME	N/A	N/A
playing on the ROAD	1-0	N/A
leading or tied at halftime	1-0	N/A
trailing at halftime	N/A	N/A

### the SAINT FRANCIS offense...

shoots 50% or higher	0-0	N/A
shoots less than 50%	1-0	N/A
shoots higher than opponent	1-0	N/A
shoots lower than opponent	0-0	N/A
hits 8 or more three-pointers	1-0	N/A
hits 7 or fewer three-pointers	0-0	N/A

### the OPPOSING offense...

shoots less than 50%	1-0	N/A
shoots 50% or higher	0-0	N/A

### the RED FLASH score...

60 points or fewer	0-0	N/A
61-70 points	0-0	N/A
71-80 points	0-0	N/A
81-90 points	0-0	N/A
91 or more points	1-0	N/A
more points in paint than opp.	0-0	N/A
fewer or same points in paint	1-0	N/A
more than opponent	1-0	N/A
fewer than opponent	0-0	N/A
more bench pts than opp.	0-0	N/A
fewer or same bench pts than opp.	1-0	N/A
more 2nd chance pts than opp.	0-0	N/A
fewer or same 2nd chance pts	1-0	N/A
out-REBOUNDING an opponent	0-0	N/A
same REBOUNDS as opponent	0-0	N/A
being out-REBOUNDED by an opponent	1-0	N/A

### committing...

fewer turnovers than an opponent	1-0	N/A
more turnovers than an opponent	0-0	N/A

### playing in games...

decided by 3 points or less	1-0	N/A
decided by 4-to-10 points	0-0	N/A
decided in OVERTIME	0-0	N/A
against RANKED opponents	0-0	N/A
following a LOSS	0-0	N/A
following a WIN	0-0	N/A

### playing in the month of...

November	1-0	N/A
December	0-0	N/A
January	0-0	N/A
February	0-0	N/A
March	1-0	N/A

### tipping off...

before 5 p.m.	0-0	N/A
at 5 p.m.	1-0	N/A
after 5 p.m.	0-0	N/A

- Saint Francis was picked third in the pre-season NEC coaches' poll earning one first place vote
- Sophomore Jessica Kovatch was named to the pre-season All-NEC team
- Kovatch was named to the Nancy Lieberman Award watch list, which goes to the best point guard in the nation
- Saint Francis returns four starters from last year's NEC semi-final team
- The Red Flash welcome five newcomers to the fold this season including two transfers, A'Lexus Harrison (Maryland) and Kyasia Duling (Duquesne). Harrison is a graduate transfer and is immediately eligible, Duling sat out the spring semester last season and will be available once fall semester is completed

## LAST TIME OUT

- Saint Francis defeated Wisconsin 103-100 on Sunday at the Kohl Center
- It is the first win over a "Power-5" school since SFU defeated Pitt in December of 2010
- It is the sixth time the Flash have topped 100 points under coach Joe Haigh and the first since they went for 106 points in a win over Coastal Carolina (11/18/15)
- SFU drained 15 threes in the victory
- Katie Reese had 27 points and 7 assists and was named Mid-Major Player of the Week by College Sports Madness
- Jess Kovatch led all scorers with 29 points
- The Flash forced 25 Badger turnovers, collecting 29 points off the miscues

## MEDIA INFORMATION

### CREDENTIALS

Requests for media credentials should be made directly to Assistant Director of Athletics Communications Dan Griffin. Credentials will be available at the Will Call window at the Stokes Center.

### GAME DAY SERVICES

Pregame notes, halftime and final statistics plus a play-by-play account of the game will be available to all members of the working media. Saint Francis head coach Joe Haigh and student-athletes will be available for interviews following a brief cooling-off period and a radio post-game interview.

### INTERVIEWS

Interviews with head coach Joe Haigh, his staff and players can be arranged through Assistant Director of Athletics Communications Dan Griffin. Players and coaches will be available after the game either in the media room or on-court after a short cooling-off period. Players and coaches during the week are available for both in-person and telephone interviews.

### RADIO INFORMATION

Permission to broadcast games is granted through the Saint Francis Office of Athletics Communications. Arrangements for a line should be made at least two weeks in advance of the game (when possible).

When referring to Francis of Assisi the "St." abbreviation prescribed by the *Associated Press* is appropriate.



## SFU Women's Basketball | 5



# SAINT FRANCIS

## JOE HAIGH

Head Coach

Fifth Season

Ninth at SFU

### NOTING HAIGH...

► Coached freshman Jessica Kovatch to one of the finest freshman seasons in the NCAA. The Phillipsburg, New Jersey native led the NCAA in freshman scoring at 20.9 points per game and set an NEC freshman scoring record with 615 points in the regular season

► Coached four new starters to an 11-win NEC campaign and an NEC-best 17th trip to the NEC semi-finals. Additionally, SFU became the first school to 300 NEC wins with a 62-54 win over Robert Morris.

► Coached Alex Hayward to a 22.3 points per game average, a mark that was tops in the NEC and fourth in the NCAA...Hayward set the Saint Francis record with 300 made three pointers in her career and was invited to the WNBA combine, the second straight season where a Red Flash has been invited to the combine.

► Led Saint Francis U to its second consecutive Northeast Conference Championship game in 2013-14. SFU has now made it to 16 conference title games in the past 21 seasons. The mark ranks second in the nation to only the University of Connecticut.

► Coached Alli Williams to one of the most impressive seasons in Northeast Conference history. The Altoona, Pa. native set an NEC record for points per game in a single season at 25.3 and is now playing professionally in Germany.

► Guided the best one-two punch in the entire Northeast Conference in 2013-14 with Alexa Hayward combining with

Williams for 42.6 points per game last season. Hayward graduated after last season and set the SFU record for career three-pointers with 300.

► Led Saint Francis U to its first-ever Non-NCAA postseason tournament appearance as SFU was invited to play in the Women's Basketball Invitational (WBI).

► Has compiled 38 wins in three seasons at the helm of the Red Flash women's basketball program. That number includes a 26-28 mark in league play.

► Was named the seventh head coach in program history by former President Rev. Gabriel Zeis, T.O.R., on April 26, 2012.

### HAIGH'S YEARLY RECORDS

Year	School	Record	Conf.	Postseason
2012-13	Saint Francis U	17-16	10-8	NEC Final
2013-14	Saint Francis U	15-17	11-7	NEC Final
2014-15	Saint Francis U	6-23	5-13	N/A
2015-16	Saint Francis U	14-17	11-7	NEC Semis



**HOMETOWN:** Puyallup, Wash.

**ALMA MATER:** Notre Dame '95

**FAMILY:** Wife: Sherri; Children (5): Anna, Teresa, Patrick, Daniel, and Mary

### BASKETBALL RÉSUMÉ

#### COACHING

##### Saint Francis University

Head Coach ..... 2012-Present  
Assistant Coach ..... 2008-12

##### Virginia Commonwealth University

Director of Basketball Operations ..... 2006-08

##### Benedictine High School

Head Coach ..... 2005-06

##### Randolph-Macon College

Assistant Coach ..... 2004-05

##### Thomas Jefferson High School

Assistant Coach ..... 2003-04

#### PLAYING

Green River Community College ..... 1991-1992

#### EDUCATION

Notre Dame ... Bachelor's Degree in Accounting ('95)  
VCU ..... Master's Degree in Sport Leadership ('05)





## INDIVIDUAL SUPERLATIVES

Date	Opponent	Points	Rebounds	Assists	Steals	Blocks
Nov. 2	Pitt-Johnstown (Exh)	Reese (27)	Two players (5)	Reese (6)	Adams (5)	Zezza (4)
Nov 13	Wisconsin	Kovatch (29)	Harrison (9)	Reese (7)	Wynn (3)	Zezza (4)
Nov 15	Marquette					
Nov 19	COLUMBIA					
Nov 22	CANISIUS					
Nov 28	CORNELL					
Dec						
Dec 3	Youngstown State					
Dec 12	Coastal Carolina					
Dec 14	South Florida					
Dec 16	FAU Tournament					
Dec 17	FAU Tournament					
Dec 20	William and Mary					
Dec 29	Fairleigh Dickinson					
Dec 31	Sacred Heart					
Jan						
Jan 7	LIU BROOKLYN					
Jan 9	ST FRANCIS-BROOKLYN					
Jan 14	Mount Saint Mary's					
Jan 16	Robert Morris					
Jan 21	BRYANT					
Jan 23	CENTRAL CONN. STATE					
Jan 28	Wagner					
Jan 30	ROBERT MORRIS					
Feb						
Feb 4	LIU Brooklyn					
Feb 6	St. Francis-Brooklyn					
Feb 11	MOUNT SAINT MARY'S					
Feb 13	WAGNER					
Feb 18	Bryant					
Feb 20	Central Conn. State					
Feb 25	FAIRLEIGH DICKINSON					
Feb 27	SACRED HEART					



## STARTING LINEUPS

Date	Opponent	G	G	G	F	F
Nov.						
Nov 2	Pitt-Johnstown (Exh.)	Reese	Kovatch	Wynn	Harrison	Adams
Nov 13	Wisconsin	Reese	Kovatch	Wynn	Harrison	Adams
Nov 15	Marquette					
Nov 19	COLUMBIA					
Nov 22	CANISIUS					
Nov 28	CORNELL					
Dec						
Dec 12	Coastal Carolina					
Dec 14	South Florida					
Dec 16	FAU Tournament					
Dec 17	FAU Tournament					
Dec 20	William and Mary					
Dec 29	Fairleigh Dickinson					
Dec 31	Sacred Heart					
Jan						
Jan 7	LIU BROOKLYN					
Jan 9	ST FRANCIS-BROOKLYN					
Jan 14	Mount Saint Mary's					
Jan 16	Robert Morris					
Jan 21	BRYANT					
Jan 23	CENTRAL CONN. STATE					
Jan 28	Wagner					
Jan 30	ROBERT MORRIS					
Feb						
Feb 4	LIU Brooklyn					
Feb 6	St. Francis-Brooklyn					
Feb 11	MOUNT SAINT MARY'S					
Feb 13	WAGNER					
Feb 18	Bryant					
Feb 20	Central Conn. State					
Feb 25	FAIRLEIGH DICKINSON					
Feb 27	SACRED HEART					



# SAINT FRANCIS



**44 Halee**

**Adams**

Guard | R-JR | 5-8

Holidaysburg, PA | Bishop Guilfoyle

**R-SOPHOMORE (2015-16)**- Saw action in 31 games including 29 starts for the Red Flash after missing the previous season with an injury...Fifth on the team in scoring at 7.1 points per game including a career-high 16 at Cornell...Second on the team in rebounding at 4.0 per game...Led the Red Flash in overall shooting (44 percent) and three-point shooting at 39 percent for the season.

**R-FRESHMAN (2014-15)** - Missed the entire 2014-15 season with an injury.

**FRESHMAN (2013-14)** - Transferred after one semester from Siena ... Did not see any action.

**BEFORE SFU** - Averaged 16.1 points in leading Bishop Guilfoyle to the District 6 Championship as a senior...2012-13 3A All-State First Team and Laurel Highlands Athletic Conference All-Conference selection...First player in Bishop Guilfoyle history to eclipse 1,000 career points before the end of her sophomore season... First-ever high school sophomore to be named the Altoona Mirror Player of the Year after averaging 20.7 points and was also named a First Team All-State selection...Led the Lady Marauders to the PIAA Class A State Title and was named Third Team All-State after averaging 14 points per game as a freshman...Led Bishop Guilfoyle to the State Title game as a sophomore.

**PERSONAL** - Born November 8, 1994...The daughter of Gene and Lynn Adams...Elementary Education major at Saint Francis U.

## GAME-BY-GAME STATS

THE STAT CREW SYSTEM  
Saint Francis Individual Game-by-Game (as of Nov 14, 2016)  
All games

#44 ADAMS, Halee

Opponent	Date	gs	min	fg-fga	pct	3fg-fga	pct	ft-fa	pct	off	def	tot	avg	pf	a	t/o	blk	stl	pts	avg
at Wisconsin	11/13/16	*	22	1-6	.167	1-5	.200	0-0	.000	2	3	5	5.0	3	3	0	0	2	3	3.0
Totals		1	22	1-6	.167	1-5	.200	0-0	.000	2	3	5	5.0	3	3	0	0	2	3	3.0

Games played: 1  
Minutes/game: 22.0  
Points/game: 3.0  
FG Pct: 16.7  
3FG Pct: 20.0

Rebounds/game: 5.0  
Assists/game: 3.0  
Assist/turnover ratio: 99.9  
Steals/game: 2.0

### CAREER STATS

Season	GP-GS	PTS-AVG	REB-AVG	A	BLK	STL
2013-14	-	-	-	-	-	-
2014-15	-	-	-	-	-	-
2015-16	31-29	221-7.1	124-4.0	38	3	29
TOTALS	31-29	221-7.1	124-4.0	38	3	29

### CAREER HIGHS

PTS	16 at Saint Francis Brooklyn (1/11/16)
REB	10 vs Wagner (1/2/16)
AST	4 vs Coastal Carolina (11/18/16)
STEALS	3 Three Times

### SEASON HIGHS

PTS	3 at Wisconsin (11/13/16)
REB	5 at Wisconsin (11/13/16)
AST	3 at Wisconsin (11/13/16)
STEALS	2 at Wisconsin (11/13/16)



# SAINT FRANCIS



**14 Taylor Allison**

Guard | SR | 5-7  
State College, PA | State College

**JUNIOR (2015-16)**- Saw action in 27 games for the Red Flash on the season...Scored a season-high eight points in the win over Pitt-Johnstown...Recorded 25 rebounds, 15 assists and 10 steals on the season.

**SOPHOMORE (2014-15)** - Saw action in 25 of 29 games for Saint Francis during sophomore season, including one start against Buffalo (11/18) ... Scored 25 points on the year ... Added 15 assists and seven steals during the season.

**FRESHMAN (2013-14)** - Saw action in 21 games for Saint Francis during freshman season ... Scored 17 points on the year ... Scored a career-high nine points at Fairleigh Dickinson (1/25) ... Logged a season-high 14 minutes at Bowling Green (12/29).

**BEFORE SFU** - A co-captain of the Lady Little Lions as a senior, Allison averaged 6.3 points per game while posting five double-digit scoring totals ... Scored a season-high 20 points against Cumberland Valley in January, making four three pointers ... Holds a 4.6 GPA and is a member of the National Honor Society ... Her combination of athletics and academics earned her the James Snyder Award, sponsored by the Centre Daily Times ... Left behind a legacy at State College as the "Taylor Allison Above and Beyond Award" was created ... Established to honor the senior girls' basketball player who does more than average on and off the court.

## CAREER STATS

YEAR	GP-GS	PTS-AVG	REB-AVG	A	BLK	STL
2013-14	21-0	17-0.8	9-0.4	3	1	1
2014-15	25-1	25-1.0	15-0.6	15	0	7
2015-16	27-0	29-1.1	25-0.9	15	0	10
<b>TOTALS</b>	<b>73-1</b>	<b>69-0.9</b>	<b>49-0.5</b>	<b>33</b>	<b>1</b>	<b>18</b>

## CAREER HIGHS

PTS	9 vs Fairleigh Dickinson (1/25/14)
REB	4 vs Pitt-Johnstown (12/12/15)
AST	3 vs Bryant (2/3/15)
STEALS	2 vs Two Teams

## SEASON HIGHS

PTS	3 at Wisconsin (11/13/16)
REB	
AST	
STEALS	

## GAME-BY-GAME STATS

THE STAT CREW SYSTEM  
Saint Francis Individual Game-by-Game (as of Nov 14, 2016)  
All games

#14 ALLISON, Taylor

Opponent	Date	gs	min	fg-fga	pct	3fg-fga	pct	ft-fa	pct	off	def	tot	avg	pf	a	t/o	blk	stl	pts	avg
at Wisconsin	11/13/16	7		1-1	1.000	1-1	1.000	0-0	.000	0	0	0	0.0	2	0	1	0	0	3	3.0
<b>Totals</b>		<b>0</b>	<b>7</b>	<b>1-1</b>	<b>1.000</b>	<b>1-1</b>	<b>1.000</b>	<b>0-0</b>	<b>.000</b>	<b>0</b>	<b>0</b>	<b>0</b>	<b>0.0</b>	<b>2</b>	<b>0</b>	<b>1</b>	<b>0</b>	<b>0</b>	<b>3</b>	<b>3.0</b>

Games played: 1  
Minutes/game: 7.0  
Points/game: 3.0  
FG Pct: 100.0  
3FG Pct: 100.0

Turnovers/game: 1.0





# SAINT FRANCIS



## 50 Samiah Bethel

Guard | SR | 5-9

Jacksonville, FL | Potter's House Christian

**JUNIOR (2015-16)** - Appeared in 29 games for the Red Flash including nine starts...Scored 101 points including a career-high 15 in the opener against Cincinnati...Fifth on the team in steals with 41 including a pair of four-steal games (RMU/LIU)...Grabbed 78 rebounds while dishing out 45 assists.

**SOPHOMORE (2014-15)** - Appeared in 16 games for Saint Francis U during sophomore season, including two starts ... Scored 46 points and grabbed 49 rebounds ... Added 16 assists and 14 steals ... Scored 10 points at Robert Morris (2/28).

**FRESHMAN (2013-14)** - Saw action in 22 games for Saint Francis during freshman season, including eight starts ... Scored 48 points on the year, which averaged 2.2 points per game ... Scored career-high 12 points in season opener ... Logged season-high 27 minutes against Bowling Green (12/29).

**BEFORE SFU** - The native of Jacksonville, Fla. comes to Loretto from Potter's House Christian Academy where she played for head coach Tony Bannister ... Bethel, who played with current SFU guard, Aisha Brock, in high school, helped Potter's House Christian to a 24-7 record in 2011-12 and guided the Lions to being the sixth ranked team in the state of Florida according to MaxPreps.com ... Potter's House Christian also ranked No. 4 in the USA Today Super 25 in 2011 and played in the Christian Schools National Championship game.

**PERSONAL** - The daughter of Sammy and Arlene Bethel ... Samiah also ran track in high school ... Member of the National Honor Society. Majors in social work.

### CAREER STATS

YEAR	GP-GS	PTS-AVG	REB-AVG	A	BLK	STL
2013-14	22-8	48-2.2	32-1.5	16	4	14
2014-15	16-2	46-2.9	49-3.1	16	5	14
2015-16	29-9	101-3.1	78-2.7	45	15	41
<b>TOTAL</b>	<b>68-19</b>	<b>195-2.8</b>	<b>159-2.3</b>	<b>77</b>	<b>24</b>	<b>69</b>

### CAREER HIGHS

PTS	15 at Cincinnati (11/16/15)
REB	7 at Robert Morris (2/28/15)
AST	5 vs Two Different Teams
STEALS	4 vs Two Different Teams

### SEASON HIGHS

PTS	6 at Wisconsin (11/13/16)
REB	6 at Wisconsin (11/13/16)
AST	3 at Wisconsin (11/13/16)
STEALS	2 at Wisconsin (11/13/16)

## GAME-BY-GAME STATS

THE STAT CREW SYSTEM  
Saint Francis Individual Game-by-Game (as of Nov 14, 2016)  
All games

### #50 BETHEL, Samiah

				Total		3-Pointers		Free throws		Rebounds											
Opponent	Date	gs	min	fg-fga	pct	3fg-fga	pct	ft-fga	pct	off	def	tot	avg	pf	a	t/o	blk	stl	pts	avg	
at Wisconsin	11/13/16	21	21	2-5	.400	0-1	.000	2-4	.500	3	3	6	6.0	3	3	5	0	2	6	6.0	
Totals		0	21	2-5	.400	0-1	.000	2-4	.500	3	3	6	6.0	3	3	5	0	2	6	6.0	

Games played: 1  
Minutes/game: 21.0  
Points/game: 6.0  
FG Pct: 40.0  
3FG Pct: 0.0  
FT Pct: 50.0

Rebounds/game: 6.0  
Assists/game: 3.0  
Turnovers/game: 5.0  
Assist/turnover ratio: 0.6  
Steals/game: 2.0



# SAINT FRANCIS



**20 Caitlin  
Carroll**

Guard | FR | 5-9  
Middletown, NJ | Red Bank Catholic

**BEFORE SFU:** Two-year captain and two-sport athlete at Red Bank Catholic (basketball, track)...Helped lead Red Bank to two Shore Conference championships and a state title.

**PERSONAL:** Daughter of Susanne and Terence Carroll...Plans to major in business administration.

## GAME-BY-GAME STATS

### CAREER HIGHS

PTS	N/A
REB	N/A
AST	N/A
STEALS	N/A

### SEASON HIGHS

PTS	
REB	
AST	
STEALS	



# SAINT FRANCIS



**24 Kyasia  
Duling**

Forward | JR | 6-3  
Zanesville, Ohio | New Albany

## GAME-BY-GAME STATS

**BEFORE SFU** - Transferred mid-season in 2015-16, will be eligible after first semester.

Played at Duquesne where she averaged 1.5 points and 1.5 rebounds per game in six minutes... Ohio Girls Basketball Report Top 25 Seniors ... Associated Press Division I Central All-District Special Mention... Ranked the 282nd best player in the country by Blue Star Basketball, the 290th best player in the country by All Star Girls Repor

**PERSONAL** - The daughter of...majoring in digital media

### CAREER STATS

Season	GP-GS	PTS-AVG	REB-AVG	A	BLK	STL
<b>PLAYED AT DUQUESNE</b>						

### CAREER HIGHS (At Duquesne)

PTS	8 (last) at Howard - (11/25/14)
REB	4 at Morehead State - (11/24/13)
AST	1 (last) vs Jackson State - (11/29/14)
STEALS	1 (last) at Howard - (11/25/14)

### SEASON HIGHS

PTS
REB
AST
STEALS





# SAINT FRANCIS



30 Jill

Falvey

Forward | SO | 6-0

Lincroft, NJ | Middletown South

## GAME-BY-GAME STATS

**FRESHMAN (2015-16)**- Saw action in 14 games off the bench for the Red Flash...Scored four points on the season including hitting a three in the win over Coastal Carolina...Recorded three rebounds on the year including two against Pitt and recorded two steals on the season.

**BEFORE SFU** - A four-year varsity basketball player at Middletown South High School, Falvey comes to Loretto from a very successful basketball background ... Captain of her team and helped lead them to a 2014 State Sectional Championship, as well as, semifinalist appearances in 2012 and 2013 ... Also won two State Championships in 2007 and 2010 for head coach Joe Whalen with her AAU team, NJ Shoreshots Select, in addition to a Junior National Championship in 2011.

**PERSONAL** - The daughter of Debbie and Jim Falvey, Jill was a member of the National Honor Society and the Spanish National Honor Society in high school ...Majors in business.

### CAREER STATS

Season	GP-GS	PTS-AVG	REB-AVG	A	BLK	STL
2015-16	14-0	3-0.1	2-0.1	0	0	2
<b>TOTALS</b>	<b>14-0</b>	<b>3-0.1</b>	<b>2-0.1</b>	<b>0</b>	<b>0</b>	<b>2</b>

### CAREER HIGHS

PTS	3 vs Coastal Carolina (11/18/15)
REB	2 vs Pittsburgh (11/16/15)
AST	N/A
STEALS	1 vs Two Different Teams

### SEASON HIGHS

PTS	
REB	
AST	
STEALS	



# SAINT FRANCIS



**34 A'Lexus  
Harrison**

Forward | R-JR | 6-0  
Baltimore, MD | Digital Harbor

**BEFORE SFU** - Transfer from Maryland...Graduated in three years and can play immediately with two years of eligibility...Averaged two points and two rebounds and five minutes in 20 games last year for the Terrapins...Was ranked 70th in the 2013 recruiting class

**PERSONAL** - The daughter of Kim and Quann Harrison.

## GAME-BY-GAME STATS

### THE STAT CREW SYSTEM Saint Francis Individual Game-by-Game (as of Nov 14, 2016) All games

#### #34 HARRISON, Ace

Opponent	Date	gs	min	Total		3-Pointers		Free throws		Rebounds				pf	a	t/o	blk	stl	pts	avg
				fg	pct	3fg	pct	ft	pct	off	def	tot	avg							
at Wisconsin	11/13/16	*	22	6-9	.667	0-2	.000	1-2	.500	3	6	9	9.0	5	1	2	0	1	13	13.0
Totals		1	22	6-9	.667	0-2	.000	1-2	.500	3	6	9	9.0	5	1	2	0	1	13	13.0

Games played: 1  
Minutes/game: 22.0  
Points/game: 13.0  
FG Pct: 66.7  
3FG Pct: 0.0  
FT Pct: 50.0

Rebounds/game: 9.0  
Assists/game: 1.0  
Turnovers/game: 2.0  
Assist/turnover ratio: 0.5  
Steals/game: 1.0

### CAREER STATS

Season	GP-GS	PTS-AVG	REB-AVG	A	BLK	STL
2015-16	PLAYED AT MARYLAND					

### CAREER HIGHS (At Maryland)

PTS	12 at Coppin State (12/21/14)
REB	12 vs. #18 Rutgers (2/10/15)
AST	4 vs. Loyola (11/24/14)
STEALS	4 at Coppin State (12/21/14)

### SEASON HIGHS

PTS	13 at Wisconsin (11/13/16)
REB	9 at Wisconsin (11/13/16)
AST	1 at Wisconsin (11/13/16)
STEALS	1 at Wisconsin (11/13/16)



# SAINT FRANCIS



**1 Madison  
Johnson**

Guard | SO | 5-7  
Knox, PA | Keystone

## GAME-BY-GAME STATS

**FRESHMAN (2015-16)**- Saw action in 22 games for the Red Flash off the bench as a freshman...Earned NEC Rookie of the Week in week one after a career-high 18 against Cincinnati...Shot 38 percent from the field for the season...Grabbed five rebounds and six assists on the year

**BEFORE SFU** - The district 9 player of the year out of Keystone High School, Johnson hails from Knox, Pa ... A two-sport athlete in basketball and volleyball for the Panthers, she helped lead her team to a District 9 Championship in basketball ... Was named to the All-Conference First Team in both sports in 2013-14 and the All-State Second Team for basketball.

**PERSONAL** - The daughter of Bonnie and A.J. Johnson ... Madison was a member of the National Honor Society in high school and plans to major in physical therapy at Saint Francis U.

### CAREER STATS

Season	GP-GS	PTS-AVG	REB-AVG	A	BLK	STL
2015-16	22-0	45-2.1	5-0.2	6	2	3
TOTALS	22-0	45-2.1	5-0.2	6	2	3

### CAREER HIGHS

PTS	18 at Cincinnati (11/13/15)
REB	1 vs Five Different Teams
AST	1 vs Six Different Teams
STEALS	1 vs Three Different Teams

### SEASON HIGHS

PTS	
REB	
AST	
STEALS	





# SAINT FRANCIS



**23 Jessica Kovatch**

**Guard | SO | 5-9**  
**Phillipsburg, NJ | Phillipsburg**

**FRESHMAN (2015-16)** - The Northeast Conference and ECAC Rookie of the Year...Named NEC Second-Team All-Conference... Won a NEC-Record 13 NEC Rookie of the Week Awards including a record 11 straight...Named a "Face in the Crowd" in the February 29th edition of Sports Illustrated...Set SFU and NEC freshman scoring record with 649 points...Led all NCAA Freshmen in scoring at 20.9 ppg...Became the first SFU freshman to score 30 points in a game (Coastal Carolina), topped the 30 point mark four times... Led the Red Flash in scoring and steals (61), third on the team in rebounds (112)

**BEFORE SFU** - The 2014 West Jersey Player of the Year and Warren County All-First Team and Player of the Year, Kovatch joins the Red Flash women's basketball program out of Phillipsburg, N.J. A two-sport athlete for the Bobcats in basketball and lacrosse ... She was the first underclassmen to score 1,000 points and had the highest total after three seasons at 1,176 ... Kovatch's team in 2013 and 2014 won the Skyland Conference Raritan Division Championship.

**PERSONAL** - The daughter of Becky and Edward Kovatch ... Is undecided in her major plans at the current time.

## GAME-BY-GAME STATS

**THE STAT CREW SYSTEM**  
**Saint Francis Individual Game-by-Game (as of Nov 14, 2016)**  
**All games**

**#23 KOVATCH, Jessica**

Opponent	Date	gs	min	Total		3-Pointers		Free throws		Rebounds				pf	a	t/o	blk	stl	pts	avg
				fg-fga	pct	3fg-fga	pct	ft-fa	pct	off	def	tot	avg							
at Wisconsin	11/13/16	*	33	9-20	.450	4-11	.364	7-9	.778	0	1	1	1.0	2	0	4	0	1	29	29.0
<b>Totals</b>			1	33	9-20	.450	4-11	.364	7-9	.778	0	1	1.0	2	0	4	0	1	29	29.0

Games played: 1  
Minutes/game: 33.0  
Points/game: 29.0  
FG Pct: 45.0  
3FG Pct: 36.4  
FT Pct: 77.8

Rebounds/game: 1.0  
Turnovers/game: 4.0  
Steals/game: 1.0

### CAREER STATS

Season	GP-GS	PTS-AVG	REB-AVG	A	BLK	STL
2015-16	31-31	649-20.8	112-3.6	46	8	61
<b>TOTALS</b>	<b>31-31</b>	<b>649-20.8</b>	<b>112-3.6</b>	<b>46</b>	<b>8</b>	<b>61</b>

### CAREER HIGHS

PTS	35 vs Wagner (1/2/16)
REB	8 vs Robert Morris (1/30/16)
AST	4 vs Coastal Carolina (11/18/15)
STEALS	8 at Columbia (12/1/15)

### SEASON HIGHS

PTS	29 at Wisconsin (11/13/16)
REB	1 at Wisconsin (11/13/16)
AST	
STEALS	1 at Wisconsin (11/13/16)



# SAINT FRANCIS



**2 Caitlyn  
Kroll**

Guard | FR | 5-10  
Bridgeport, OH | Bridgeport

## GAME-BY-GAME STATS

**BEFORE SFU** - Named third-team All-Ohio...averaged 24 points per game during the season....Became Bridgeport's all-time leading scorer with over 1800 career points... She also possesses a great ability to get to the free throw line, making 213 free throws during the season, fourth most in Ohio high school history.

**PERSONAL**-Daughter of Julie Kroll and Rick Ray...Plans on majoring in pre-med at Saint Francis.

### CAREER STATS

YEAR	GP-GS	PTS-AVG	REB-AVG	A	BLK	STL
------	-------	---------	---------	---	-----	-----

### CAREER HIGHS

PTS	
REB	
AST	
STEALS	N/A

### SEASON HIGHS

PTS
REB
AST
STEALS





# SAINT FRANCIS



**13 Sam**

**Marino**

Guard | JR | 5-5

Camp Hill, PA | East Pennsboro

## GAME-BY-GAME STATS

**BEFORE SFU:** Marino starred at East Pennsboro High School and was named Mid Penn Capital All-Star Second Team as a senior. She set the school-record for three pointers in a season.

**PERSONAL:** Daughter of Frank and Tonya Marino...Worked with the women's basketball team for two seasons...Is enrolled in physician's assistant program at SFU.

### CAREER STATS

YEAR	GP-GS	PTS-AVG	REB-AVG	A	BLK	STL

### CAREER HIGHS

PTS
REB
AST
STEALS N/A

### SEASON HIGHS

PTS
REB
AST
STEALS



# SAINT FRANCIS



**5 Katie Reese**

Guard | R-SR | 5-8  
Boonton Township, NJ | Mountain Lakes

**R-JUNIOR (2015-16)**- Started all 31 games at point guard for the Red Flash as a junior...Second on the team in scoring at 9.8 points per game and led the team in assists 110, 3.5 per game...Top-3 in NEC in assists...Career-high eight assists in win over UPJ...Scored career-high 21 in win over Fairleigh Dickinson...Second on the team with 51 steals.

**JUNIOR (2014-15)** - Sat out the 2014-15 due to the NCAA Transfer Rule.

**BEFORE SFU** - Reese comes to Loretto as a transfer after playing two seasons at Manhattan College ... Played in 55 games over the past two seasons for the Jaspers ... At Mountain Lakes High School, Reese was the all-time leading scorer and a three-time First Team All-Conference and All-County selection ... Led Mountain Lakes to the Conference Championship as a senior and she won the three-point contest at the New Jersey North/South All-Star Game ... Became first player in her high school's history to reach the 1,000-point plateau as a junior.

**PERSONAL** - Katie is the daughter of Mike and Doris Reese ... She is enrolled in the Exercise Physiology program at Saint Francis U.

## GAME-BY-GAME STATS

THE STAT CREW SYSTEM  
Saint Francis Individual Game-by-Game (as of Nov 14, 2016)  
All games

#05 REESE, Katie

Opponent	Date	gs	min	fg	dga	pct	3fg	dga	pct	ft	fta	pct	off	def	tot	avg	pf	a	t/o	blk	stl	pts	avg
at Wisconsin	11/13/16	*	32	9	16	.563	4	7	.571	5	6	.833	0	2	2	2.0	1	7	1	0	1	27	27.0
Totals		1	32	9	16	.563	4	7	.571	5	6	.833	0	2	2	2.0	1	7	1	0	1	27	27.0

Games played: 1  
Minutes/game: 32.0  
Points/game: 27.0  
FG Pct: 56.3  
3FG Pct: 57.1  
FT Pct: 83.3

Rebounds/game: 2.0  
Assists/game: 7.0  
Turnovers/game: 1.0  
Assist/turnover ratio: 7.0  
Steals/game: 1.0

### CAREER STATS

Season	GP-GS	PTS-AVG	REB-AVG	A	BLK	STL
2014-15	-	-	-	-	-	-
2015-16	31-31	305-9.8	79-2.5	110	4	51
TOTALS	31-31	305-9.8	79-2.5	110	4	51

### CAREER HIGHS

PTS	27 at Wisconsin (11/13/16)
REB	7 vs Central Connecticut State (3/6/16)
AST	7 vs Four Different Teams
STEALS	4 vs Two Different Teams

### SEASON HIGHS

PTS	27 at Wisconsin (11/13/16)
REB	2 at Wisconsin (11/13/16)
AST	7 at Wisconsin (11/13/16)
STEALS	1 at Wisconsin (11/13/16)



# SAINT FRANCIS



22 Jill

Scott

Guard | FR | 5-10

Summerhill, PA | Forest Hills

## GAME-BY-GAME STATS

**BEFORE SFU:** Scott comes to Saint Francis from nearby Summerhill, Pennsylvania where she starred for Forest Hills High School, scoring over 1000 points in her career. She served as co-captain her senior season and led basketball team in scoring, blocked shots, defensive rebounds, and field goal shooting percentage. She helped lead the Rangers three PIAA District 6 championships.

**PERSONAL:** Jill is the daughter of Bill and Kate Scott and plans on majoring in business at Saint Francis.

### CAREER STATS

YEAR	GP-GS	PTS-AVG	REB-AVG	A	BLK	STL
------	-------	---------	---------	---	-----	-----

### CAREER HIGHS

PTS

REB

AST

STEALS N/A

### SEASON HIGHS

PTS

REB

AST

STEALS





# SAINT FRANCIS



## 33 Cydney Smith

Center | R-JR | 6-3  
Port Tobacco, MD | St. Mary's Ryken

**R-SOPHOMORE (2015-16)**- Played in all 31 games for the Red Flash including one start...Led SFU and ranked second in NEC with 54 blocks on the season, a mark that is third-most in SFU history...Scored a career-high 25 in victory over Bryant...Fourth on the team with 105 rebounds (3.5 per game).

**R-FRESHMAN (2014-15)** - Appeared in 26 games for Saint Francis during redshirt freshman season, including eight starts ... Scored 74 points, good for a 2.8 per game average ... Pulled down 111 rebounds, which was a 4.3 per game average ... Grabbed 10 rebounds against Mount St. Mary's (1/24) and Fairleigh Dickinson (1/31) ... Led team in blocks with 25.

**BEFORE SFU** - The 6-3 center lettered in basketball for three seasons at St. Mary's Ryken High School, playing for head coach Kris Grazzini-Sandberg ... Averaged nearly 11 points per game and eight rebounds per game during her senior season of high school, her rebounding average led the team ... Led her squad in blocks per game and total blocks during her senior season ... St. Mary's Ryken plays in the WCAC, which is one of the most competitive high school conferences in the country ... Received All-WCAC Second Team honors in 2013 and was named to the First Team All-County in St. Mary's County ... Played for the Fairfax Stars and coach Aggie McCormick-Dix.

**PERSONAL** - Is the daughter of John and Errin Smith ... physical therapy/exercise physiology major ... Played volleyball for SFU as a freshman

### CAREER STATS

Season	GP-GS	PTS-AVG	REB-AVG	A	BLK	STL
2014-15	26-8	74-2.8	111-4.3	5	25	7
2015-16	31-1	131-4.5	105-3.5	12	54	14
<b>TOTAL</b>	<b>57-9</b>	<b>205-3.6</b>	<b>216-4.0</b>	<b>17</b>	<b>79</b>	<b>21</b>

### CAREER HIGHS

PTS	25 vs Bryant (2/18/16)
REB	10 vs Two Different Teams
AST	1 vs Eight Different Teams
BLOCKS	7 vs Pitt-Johnstown (12/12/15)

### SEASON HIGHS

PTS	5 at Wisconsin (11/13/16)
REB	5 at Wisconsin (11/13/16)
AST	1 at Wisconsin (11/13/16)
STEALS	

## GAME-BY-GAME STATS

THE STAT CREW SYSTEM  
Saint Francis Individual Game-by-Game (as of Nov 14, 2016)  
All games

### #33 SMITH, Cydney

Opponent	Date	gs	min	fg-fga	pct	3fg-fga	pct	ft-fa	pct	off	def	tot	avg	pf	a	t/o	blk	stl	pts	avg
at Wisconsin	11/13/16	13		2-4	.500	1-2	.500	0-0	.000	1	4	5	5.0	5	1	2	1	0	5	5.0
<b>Totals</b>		0	13	2-4	.500	1-2	.500	0-0	.000	1	4	5	5.0	5	1	2	1	0	5	5.0

Games played: 1  
Minutes/game: 13.0  
Points/game: 5.0  
FG Pct: 50.0  
3FG Pct: 50.0

Rebounds/game: 5.0  
Assists/game: 1.0  
Turnovers/game: 2.0  
Assist/turnover ratio: 0.5  
Blocks/game: 1.0



# SAINT FRANCIS



**15 Maya Wynn**

Guard | JR | 5-11  
Reisterstown, MD | McDonogh

**SOPHOMORE (2015-16)**- Played in 30 games for the Red Flash including 24 starts...Third on the team with 290 points scored, an average of 9.7 per game...Third on the team with 63 assists and fifth on the team with 97 rebounds...Scored a career high 21 points on two occasions (at Mount St. Marys, vs SFBK).

**FRESHMAN (2014-15)** - Started in 28 of 29 games during freshman season for Saint Francis U ... 2x Northeast Conference Rookie of the Week ... 1x ECAC Rookie of the Week ... All-NEC Rookie Team Selection ... Third on team in points with 203 scored and a 7.0 average ... Made 40 three-pointers, which ranked third on the team ... Grabbed 76 rebounds and added 40 steals on the year ... Scored 15 points on two occasions.

**BEFORE SFU** - A four-year player at McDonogh High School in Maryland, Wynn joins the Red Flash as a complete all-around wing ready to contribute right away ... Was a three-sport athlete in high school, also played four years of volleyball and ran four years of track ... Played for head coach Brad Rees in Maryland and won IAAM A-Conference Championships in 2012 and 2014 ... Wynn totaled over 355 points in three years and is a two-time team captain.

**PERSONAL** - The daughter of Kalin and Stacy Wynn ... Is currently an Undeclared Major at Saint Francis U.

## GAME-BY-GAME STATS

THE STAT CREW SYSTEM  
Saint Francis Individual Game-by-Game (as of Nov 14, 2016)  
All games

### #15 WYNN, Maya

Opponent	Date	gs	min	fg	fga	pct	3fg	3fga	pct	ft	fta	pct	off	def	tot	avg	pf	a	t/o	blk	stl	pts	avg
at Wisconsin	11/13/16	*	29	4	13	.308	4	12	.333	0	0	.000	4	2	6	6.0	5	2	2	0	3	12	12.0
Totals		1	29	4	13	.308	4	12	.333	0	0	.000	4	2	6	6.0	5	2	2	0	3	12	12.0

Games played: 1  
Minutes/game: 29.0  
Points/game: 12.0  
FG Pct: 30.8  
3FG Pct: 33.3

Rebounds/game: 6.0  
Assists/game: 2.0  
Turnovers/game: 2.0  
Assist/turnover ratio: 1.0  
Steals/game: 3.0

### CAREER STATS

Season	GP-GS	PTS-AVG	REB-AVG	A	BLK	STL
2014-15	29-28	203-7.0	76-2.6	28	8	40
2015-16	30-24	290-9.7	97-3.6	63	10	31
TOTALS	59-28	493-8.6	173-2.9	28	18	71

### CAREER HIGHS

PTS	21 vs Two Different Teams
REB	9 at Mount Saint Mary's (2/13/16)
AST	6 vs Two Different Teams
STEALS	5 at Buffalo (11/18/14)

### SEASON HIGHS

PTS	12 at Wisconsin (11/13/16)
REB	6 at Wisconsin (11/13/16)
AST	2 at Wisconsin (11/13/16)
STEALS	3 at Wisconsin (11/13/16)





# SAINT FRANCIS



**32 Courtney Zezza**

Center | SO | 6-3  
Plum, PA | Plum

**FRESHMAN (2015-16)**- Played in all 31 games off the bench for the Red Flash as a freshman...Second on the team with 36 blocks... Averaged 4.1 points and 2.6 rebounds per game...Had career-high 17 at Sacred Heart...Recorded a double-double of 16 points and 12 rebounds in a win at Wagner.

**BEFORE SFU** - An All-WPIAL Section for her junior season, Zezza comes to Loretto from Plum High School in the Pittsburgh area ... A two-sport athlete for the Mustangs she was also an All-WPIAL selection for volleyball in three consecutive years.

**PERSONAL** - Courtney is the daughter of Liza and Jason Zezza and is undecided on her major.

## GAME-BY-GAME STATS

THE STAT CREW SYSTEM  
Saint Francis Individual Game-by-Game (as of Nov 14, 2016)  
All games

#32 ZEZZA, Courtney

				Total		3-Pointers		Free throws		Rebounds										
Opponent	Date	gs	min	fg-dga	pct	3fg-dga	pct	ft-fta	pct	off	def	tot	avg	pf	a	t/o	blk	stl	pts	avg
at Wisconsin	11/13/16	21	2-8	250	0-3	.000	1-3	.333	2	4	6	6.0	4	1	2	4	1	5	5.0	
Totals		0	21	2-8	250	0-3	.000	1-3	.333	2	4	6	6.0	4	1	2	4	1	5	5.0

Games played: 1  
Minutes/game: 21.0  
Points/game: 5.0  
FG Pct: 25.0  
3FG Pct: 0.0  
FT Pct: 33.3

Rebounds/game: 6.0  
Assists/game: 1.0  
Turnovers/game: 2.0  
Assist/turnover ratio: 0.5  
Steals/game: 1.0  
Blocks/game: 4.0

### CAREER STATS

YEAR	GP-GS	PTS-AVG	REB-AVG	A	BLK	STL
2015-16	31-0	127-4.1	78-2.6	2	36	12
TOTAL	31-0	127-4.1	78-2.6	2	36	12

### CAREER HIGHS

PTS	17 at Sacred Heart (2/27/16)
REB	12 at Wagner (2/15/16)
AST	1 vs Two Different Teams
BLOCKS	4 vs Three Different Teams

### SEASON HIGHS

PTS	5 at Wisconsin (11/13/16)
REB	6 at Wisconsin (11/13/16)
AST	1 at Wisconsin (11/13/16)
BLK	4 at Wisconsin (11/13/16)





EXH | Nov. 2, 2016  
Pitt-Johnstown-79  
Saint Francis-110  
DeGol Arena | Loretto, Pa.



Game #1 | Nov. 13, 2016  
Saint Francis-103  
Wisconsin-100  
Kohl Center | Madison, Wis.

**Official Basketball Box Score -- Game Totals -- Final Statistics**  
**UPJW vs SFU**  
**11/2/16 7P at Loretto, PA DeGol Arena**

**UPJW 79 • 0-0**

#	Player		Total		3-Ptr		Rebounds		PF	TP	A	TO	Blk	Stl	Min
			FG-FGA	FT-FTA	FG-FGA	FT-FTA	Off	Def							
11	McCABE, Olivia	f	10-17	0-1	4-4		9	6	15	2	24	1	0	1	29
34	TABON, Jamie	f	1-4	0-2	5-6		1	10	11	2	7	1	4	1	28
05	CORCORAN, Nicole	g	3-11	2-9	1-2	3	1	2	3	2	9	2	6	1	0
20	O'BARTO, Laurel	g	0-5	0-0	4-6	2	2	4	4	4	7	11	0	1	23
31	MORELAND, Victoria	g	4-10	4-8	2-2	3	4	7	1	14	1	5	0	1	36
01	NUNN, Maurina	g	1-1	1-1	0-0	0	0	0	2	3	2	1	0	0	9
03	SMITH, Gabrielle	g	4-8	2-3	2-4	1	3	4	12	1	5	0	1	1	16
10	KETTERER, Karington	g	0-0	0-0	0-0	0	0	0	0	0	0	0	0	0	2
14	SPINELLI, Emma	g	0-2	0-2	0-0	0	3	3	1	0	1	4	0	0	7
24	BOLDEN, Katie	g	0-1	0-1	2-2	0	0	0	0	2	0	0	0	0	2
30	KOLLAR, Madison	g	0-4	0-3	0-0	0	1	1	1	0	0	0	0	0	4
33	OLKOSKY, Nicole	g	2-4	0-0	0-0	1	2	3	1	4	2	2	1	0	17
	Team						2	3	5			1			
Totals			25-67	9-30	20-26		20	38	58	20	79	18	39	4	200
1st - FG %: 5-20 25.0%      2nd: 8-16 50.0%      3rd: 8-13 61.5%      4th: 4-18 22.2%      Game: 25-67 37.3%      Deadball															
3FG %: 1-8 12.5%      2-6 33.3%      4-5 80.0%      2-11 18.2%      9-30 30.0%      Rebounds															
FT %: 2-2 100.0%      10-12 83.3%      5-8 62.5%      3-4 75.0%      20-26 76.9%      5,1															

**SFU 110 • 0-0**

#	Player	Total		3-Ptr		Rebounds		PF	TP	A	TO	Blk	Stl	Min
		FG-FGA	FT-FTA	FG-FGA	FT-FTA	Off	Def							
34	HARRISON, Ace	f	1-4	0-0	0-1	0	3	3	0	2	2	0	0	1
44	ADAMS, Halee	f	5-11	1-5	0-0	1	1	2	0	11	3	0	0	5
05	REESE, Katie	g	6-10	3-6	12-13	0	2	2	1	27	6	2	0	24
15	WYNN, Maya	g	6-12	3-7	2-2	3	1	4	1	17	2	3	0	27
23	KOVATCH, Jessica	g	7-14	2-4	4-5	0	1	1	4	20	2	3	0	3
01	JOHNSON, Madison	g	0-3	0-1	0-0	0	1	1	2	0	1	0	0	3
13	MARINO, Sam	g	1-1	1-1	0-0	0	0	0	1	3	1	0	0	1
14	ALLISON, Taylor	g	0-1	0-1	0-0	0	0	0	5	0	1	1	0	2
20	CARROLL, Caitlin	g	1-1	1-1	0-0	0	0	0	2	3	1	0	0	7
22	SCOTT, Jillian	g	0-5	0-3	0-0	0	0	0	1	0	0	0	0	13
30	FALVEY, Jill	g	0-0	0-0	0-0	0	0	0	1	0	0	0	0	4
32	ZEZZA, Courtney	g	4-9	1-3	0-0	3	2	5	2	9	0	0	4	1
33	SMITH, Cydney	g	5-10	1-2	0-0	0	5	5	1	11	1	2	0	14
50	BETHEL, Samiah	g	3-7	0-0	1-2	0	2	2	4	7	4	3	0	3
Team						6	5	11						
Totals			39-88		13-34		19-23		13	23	36	25	110	200
1st - FG %:		40.7%	2nd: 10-23	43.5%	3rd: 7-18	38.9%	4th: 11-20	55.0%	Game: 39-88	44.3%	Deadball			
3FG %:		25.0%	1-8	12.5%	4-9	44.4%	7-13	53.8%	13-34	38.2%	Rebounds			
FT %:		60.0%	7-7	100.0%	9-11	81.8%	0-0	0.0%	19-23	82.6%	1			

**Officials:**

Technical fouls: UPJW-CORCORAN, Nicole. SFU-None.

Attendance: 381

Exhibition

Score by periods	1st	2nd	3rd	4th	Total
UPJW	13	28	25	13	79
SFU	26	28	27	29	110



Game #2 | Nov. 15, 2016  
Saint Francis  
Marquette  
Maguire Arena | Milwaukee, Wis.



Game #3 | Nov. 19, 2016  
Columbia  
Saint Francis  
DeGol Arena | Loretto, Pa.

**Official Basketball Box Score -- Game Totals -- Final Statistics**  
**Saint Francis vs Wisconsin**  
**11/13/16 4:05 pm at Kohl Center, Madison, Wis.**

**Saint Francis 103 • 1-0**

#	Player	Total		3-Ptr		Rebounds		PF	TP	A	TO	Blk	Stl	Min
		FG-FGA	FT-FTA	FG-FGA	FT-FTA	Off	Def							
34	HARRISON, Ace	f	6-9	0-2	1-2	3	6	9	5	13	1	2	0	1
05	REESE, Katie	g	9-16	4-7	5-6	0	2	2	1	27	7	1	0	1
15	WYNN, Maya	g	4-13	4-12	0-0	4	2	6	5	12	2	2	0	3
23	KOVATCH, Jessica	g	9-20	4-11	7-9	0	1	1	2	29	0	4	0	1
44	ADAMS, Halee	g	1-6	1-5	0-0	2	3	5	3	3	3	0	0	2
14	ALLISON, Taylor	g	1-1	1-1	0-0	0	0	0	2	3	0	1	0	0
32	ZEZZA, Courtney	g	2-8	0-3	1-3	2	4	6	4	5	1	2	4	1
33	SMITH, Cydney	g	2-4	1-2	0-0	1	4	5	5	5	1	2	1	0
50	BETHEL, Samiah	g	2-5	0-1	2-4	3	3	6	3	6	3	5	0	2
Team						0	2	2			1			
Totals			36-82		15-44		16-24		15	27	42	30	103	200
1st - FG %:		25.0%	2nd: 11-20	55.0%	3rd: 11-23	47.8%	4th: 8-15	53.3%	Game: 36-82	43.9%	Deadball			
3FG %:		20.0%	5-9	55.6%	6-14	42.9%	1-6	16.7%	15-44	34.1%	Rebounds			
FT %:		50.0%	6-8	75.0%	2-4	50.0%	6-8	75.0%	16-24	66.7%	2,1			

**Wisconsin 100 • 0-2**

#	Player	Total		3-Ptr		Rebounds		PF	TP	A	TO	Blk	Stl	Min
		FG-FGA	FT-FTA	FG-FGA	FT-FTA	Off	Def							
33	Fredrickson, Courtne	f	6-18	1-3	5-6	1	5	6	4	18	1	2	0	1
40	Young, Avyanna	f	7-18	0-0	3-8	10	5	15	3	17	1	4	0	2
35	Shaw, Kendall	c	0-3	0-0	0-0	2	4	6	1	0	0	1	1	0
10	Van Leeuwen, Kendra	g	0-3	0-1	1-4	0	5	5	1	1	3	3	0	2
23	McMorris, Cayla	g	12-22	2-4	5-6	4	3	7	4	31	1	5	0	4
03	Gilreath, Suzanne	g	0-1	0-1	1-2	0	0	0	1	1	0	0	0	2
05	Marble, Roichelle	g	1-4	0-1	0-2	0	1	1	3	2	3	4	0	0
11	Howard, Marsha	g	4-6	0-0	1-3	1	2	3	0	9	1	2	0	2
24	Johnson, Malayna	g	2-4	0-0	5-5	2	6	8	1	9	1	0	0	20
30	Gregory, Gabby	g	5-7	2-3	0-0	2	3	5	1	12	1	3	0	0
Team						4	1	5			1			
Totals			37-86		5-13		21-36		26	35	61	19	100	200
1st - FG %:		26.3%	2nd: 9-19	47.4%	3rd: 14-26	53.8%	4th: 9-22	40.9%	Game: 37-86	43.0%	Deadball			
3FG %:		25.0%	2-3	66.7%	2-3	66.7%	0-3	0.0%	5-13	38.5%	Rebounds			
FT %:		83.3%	4-6	66.7%	4-10	40.0%	3-8	37.5%	21-36	58.3%	10,2			

Officials: Lawson Newton, Angelica Suffren, John Whitson

Technical fouls: Saint Francis-None. Wisconsin-None.

Attendance: 3013

Score by periods	1st	2nd	3rd	4th	Total
Saint Francis	17	33	30	23	103
Wisconsin	21	24	34	21	100

Last FG - SFU 4th-01:26, WIS 4th-00:10.

Largest lead - SFU by 6 3rd-09:35, WIS by 10 1st-00:45.

SFU led for 14:20. WIS led for 19:15. Game was tied for 06:25.

Points	In	Off	2nd	Fast
SFU	40	29	10	6
WIS	62	26	30	12

Score tied - 10 times.  
Lead changed - 21 times.



**THE STAT CREW SYSTEM**  
**Saint Francis Combined Team Statistics (as of Nov 14, 2016)**  
**All games**

<b>RECORD:</b>	<b>OVERALL</b>	<b>HOME</b>	<b>AWAY</b>	<b>NEUTRAL</b>
ALL GAMES	1-0	0-0	1-0	0-0
CONFERENCE	0-0	0-0	0-0	0-0
NON-CONFERENCE	1-0	0-0	1-0	0-0

#	Player	gp-gs	min	avg	Total		3-Point		F-Throw		Rebounds				pf	dq	a	to	blk	stl	pts	avg
					fg-fga	fg%	3fg-fga	3fg%	ft-fa	ft%	off	def	tot	avg								
05	REESE, Katie	1-1	32	32.0	9-16	.563	4-7	.571	5-6	.833	0	2	2	2.0	1	0	7	1	0	1	27	27.0
14	ALLISON, Taylor	1-0	7	7.0	1-1	1.000	1-1	1.000	0-0	.000	0	0	0	0.0	2	0	0	1	0	0	3	3.0
15	WYNN, Maya	1-1	29	29.0	4-13	.308	4-12	.333	0-0	.000	4	2	6	6.0	5	1	2	2	0	3	12	12.0
23	KOVATCH, Jessica	1-1	33	33.0	9-20	.450	4-11	.364	7-9	.778	0	1	1	1.0	2	0	0	4	0	1	29	29.0
32	ZEZZA, Courtney	1-0	21	21.0	2-8	.250	0-3	.000	1-3	.333	2	4	6	6.0	4	0	1	2	4	1	5	5.0
33	SMITH, Cydney	1-0	13	13.0	2-4	.500	1-2	.500	0-0	.000	1	4	5	5.0	5	1	1	2	1	0	5	5.0
34	HARRISON, Ace	1-1	22	22.0	6-9	.667	0-2	.000	1-2	.500	3	6	9	9.0	5	1	1	2	0	1	13	13.0
44	ADAMS, Halee	1-1	22	22.0	1-6	.167	1-5	.200	0-0	.000	2	3	5	5.0	3	0	3	0	0	2	3	3.0
50	BETHEL, Samiah	1-0	21	21.0	2-5	.400	0-1	.000	2-4	.500	3	3	6	6.0	3	0	3	5	0	2	6	6.0
Team											0	2	2					1				
Total.....		1	200		36-82	.439	15-44	.341	16-24	.667	15	27	42	42.0	30	3	18	20	5	11	103	103.0
Opponents.....		1	200		37-86	.430	5-13	.385	21-36	.583	26	35	61	61.0	19	-	12	25	1	11	100	100.0

<b>TEAM STATISTICS</b>	<b>SFU</b>	<b>OPP</b>	<b>Date</b>	<b>Opponent</b>	<b>Score</b>	<b>Att.</b>
SCORING	103	100	11/13/16	at Wisconsin	w 103-100	3013
Points per game	103.0	100.0	* - Conference game			
Scoring margin	+3.0	-				
FIELD GOALS-ATT	36-82	37-86				
Field goal pct	.439	.430				
3 POINT FG-ATT	15-44	5-13				
3-point FG pct	.341	.385				
3-pt FG made per game	15.0	5.0				
FREE THROWS-ATT	16-24	21-36				
Free throw pct	.667	.583				
F-Throws made per game	16.0	21.0				
REBOUNDS	42	61				
Rebounds per game	42.0	61.0				
Rebounding margin	-19.0	-				
ASSISTS	18	12				
Assists per game	18.0	12.0				
TURNOVERS	20	25				
Turnovers per game	20.0	25.0				
Turnover margin	+5.0	-				
Assist/turnover ratio	0.9	0.5				
STEALS	11	11				
Steals per game	11.0	11.0				
BLOCKS	5	1				
Blocks per game	5.0	1.0				
ATTENDANCE	0	3013				
Home games-Avg/Game	0-0	1-3013				
Neutral site-Avg/Game	-	0-0				

<b>Score by Periods</b>	<b>1st</b>	<b>2nd</b>	<b>3rd</b>	<b>4th</b>	<b>Totals</b>
Saint Francis	17	33	30	23	103
Opponents	21	24	34	21	100

# SAINT FRANCIS

## INDIVIDUAL GAME RECORDS

### POINTS

1. 47	Alli Williams vs. Wagner	March 3, 2014
^47	Alli Williams vs. Sacred Heart	March 9, 2014
3. *46	Jess Zinobile vs. LIU Brooklyn	March 4, 2000
4. ^43	Alexa Hayward vs. Sacred Heart	March 9, 2014
5. ^40	Beth Swink vs. St. Francis Brooklyn	March 5, 2005
40	Bonnie Kleinschuter vs. Carlow	1976-77
7. 39	Jess Zinobile at UMBC	Jan. 13, 2000
39	Lois Langenegger vs. LaRoche	1974-75
9. 38	Erin Murphy vs. St. Francis Brooklyn	Jan. 25, 1992
38	Colleen Joyce vs. Marshall	Dec. 20, 1993
38	Colleen Joyce vs. Robert Morris	March 3, 1994

### REBOUNDS

1. 24	Jess Zinobile at Fairleigh Dickinson	Jan. 5, 1998
24	Colleen Curley vs. Carlow	1980-81
24	Colleen Curley vs. Pitt-Johnstown	1978-79
24	Colleen Curley vs. Washington & Jefferson	1979-80
5. 23	Cheril Meier vs. Carnegie Mellon	1983-84
6. 22	Jess Zinobile at UMBC	Jan. 13, 2000
22	Jess Zinobile at LIU Brooklyn	Feb. 12, 1998
8. 21	Jess Zinobile at Fairleigh Dickinson	Feb. 5, 2000

### ASSISTS

1. 16	Karen Hewitt vs. St. Francis Brooklyn	Jan. 10, 2004
2. 15	Maureen Logan at Dayton	Dec. 20, 1992
15	Brittany Lilley vs. Kent State	Dec. 4, 2010
15	Alexa Hayward vs. Buffalo	Nov. 18, 2014
5. 14	Mary Ann Wilwohl vs. LIU Brooklyn	Feb. 22, 1986
14	Jess Zinobile at Bucknell	Dec. 19, 1999

### STEALS

1. 12	Alli Williams vs. Quinnipiac	Feb. 27, 2012
2. 10	Maureen Logan vs. Duquesne	Nov. 28, 1989
3. 9	Alli Williams at Fairleigh Dickinson	Jan. 12, 2013
9	<b>Aisha Brock vs. Mount Saint Mary's</b>	<b>Mar. 2, 2015</b>
4. 8	Maureen Logan vs. Navy	Dec. 1, 1992
8	Maureen Logan vs. Robert Morris	Jan. 9, 1990
8	Diane Carey vs. Indiana (Pa.)	Feb. 2, 1985
8	Gale Rhodes vs. Juniata	Jan. 12, 1984
8	Tonjee Ward vs. Central Conn. St.	Jan. 24, 2002
8	Tonjee Ward vs. Monmouth	Feb. 23, 2002
8	<b>Jessica Kovatch at Columbia</b>	<b>Dec 1, 2015</b>

### BLOCKS

1. 9	Cheril Meier at Washington & Jefferson	Feb. 16, 1984
2. 8	Vesna Drazetic at Monmouth	Jan. 12, 1991
8	Cheril Meier vs. Delaware State	Jan. 29, 1985
8	Cheril Meier at Wagner	Feb. 25, 1985
8	Cheril Meier vs. Carlow	Feb. 23, 1984

### FIELD GOALS ATTEMPTED

1. 35	Alexa Hayward vs. Sacred Heart	Jan. 17, 2015
2. 34	Alexa Hayward at Ohio State	Nov. 16, 2014
3. 32	Alexa Hayward vs. Buffalo	Nov. 18, 2014
4. 31	Alexa Hayward vs. East Tennessee State	Nov. 21, 2014
5. 30	Alexa Hayward at Pittsburgh	Dec. 28, 2014
30	Alexa Hayward at Sacred Heart	Jan. 10, 2015
30	Alexa Hayward vs. Mount St. Mary's	March 2, 2015
8. 29	Alexa Hayward vs. St. Francis Brooklyn	Jan. 19, 2015
29	Alexa Hayward at St. Francis Brooklyn	Feb. 21, 2015
10. 27	Mary Markey at Rider	Feb. 24, 1997
27	Colleen Joyce vs. Wagner	Jan. 6, 1994

### FIELD GOALS MADE

1. 15	Jess Zinobile at Monmouth	Feb. 22, 1999
15	Colleen Joyce vs. Marshall	Dec. 20, 1993
15	Alli Williams vs. Wagner	March 3, 2014
15	Alexa Hayward vs. Mount St. Mary's	March 2, 2015
5. 14	Beth Swink vs. Mount St. Mary's	Feb. 2, 2005
^14	Jess Zinobile vs. LIU Brooklyn	March 4, 2000
14	Colleen Joyce vs. Penn State	Nov. 27, 1995
14	Sue Leberfinger at LIU Brooklyn	Feb. 21, 1987

### THREE-POINT FIELD GOALS ATTEMPTED

1. 19	Alexa Hayward at #14 Tennessee	Dec. 3, 2014
19	Alexa Hayward vs. George Mason	Dec. 6, 2014
3. 18	Alexa Hayward at Ohio State	Nov. 16, 2014
4. ^17	Allison Daly vs. Robert Morris	March 7, 2010
5. 16	Sami Allison at Robert Morris	Dec. 1, 2001
6. 15	Alexa Hayward at Coastal Carolina	Dec. 21, 2014
15	Alexa Hayward vs. Mount St. Mary's	March 2, 2015
6. 15	<b>Jessica Kovatch at FDU</b>	<b>Feb. 1, 2016</b>

### THREE-POINT FIELD GOALS MADE

1. 8	Sami Allison vs. Miami (Ohio)	Dec. 21, 2001
^8	Allison Daly vs. Robert Morris	March 7, 2010
8	Kelley Doogan vs. Fairleigh Dickinson	Feb. 25, 2013
8	<b>Jessica Kovatch at Canisius</b>	<b>Nov. 21, 2015</b>
4. 7	Stacy Alexander vs. LIU Brooklyn	Jan. 29, 1996
7	Sami Allison vs. UMBC	Jan. 9, 2003
7	Tonjee Ward vs. Delaware	Dec. 20, 2000
7	Alexa Hayward vs. Robert Morris	Jan. 28, 2013
7	Alexa Hayward vs. Fairleigh Dickinson	Jan. 11, 2014
7	Alexa Hayward at Coastal Carolina	Dec. 21, 2014
7	Alexa Hayward vs. Mount St. Mary's	March 2, 2015

### FREE THROWS ATTEMPTED

1. 25	Alli Williams at Wagner	Feb. 1, 2014
2. 23	Jess Zinobile vs. Cornell	Nov. 21, 1999
3. 21	Alli Williams at Central Conn. St.	Jan. 6, 2014
^21	Alli Williams vs. Sacred Heart	March 9, 2014
5. 19	Alli Williams vs. Central Conn. St.	Feb. 20, 2012

### FREE THROWS MADE

1. 22	Jess Zinobile vs. Cornell	Nov. 21, 1999
2. 19	Alli Williams at Wagner	Feb. 1, 2014
3. 16	Jess Zinobile vs. James Madison	Dec. 11, 1999
16	Jess Zinobile vs. Robert Morris	Feb. 20, 1999
5. ^15	Jess Zinobile vs. LIU Brooklyn	March 4, 2000
15	Jess Zinobile vs. Quinnipiac	Jan. 16, 1999
15	Alli Williams vs. Central Conn. St.	Feb. 20, 2012
^15	Alli Williams vs. Sacred Heart	March 9, 2014

\* - NEC Championship Game

^ - NEC Tournament Game

\$ - NCAA Tournament Game#

- Scored school-record 35 points in one half



# SAINT FRANCIS

## SFU Single Game Records

### Most Points Scored

1.	132	vs. Sacred Heart (20T)	03/09/14
2.	111	vs. Fairleigh Dickinson	01/11/14
3.	110	at Fairleigh Dickinson	01/25/14
4.	109	vs. St. Francis Brooklyn	01/25/92
5.	106	at Central Conn. St.	01/06/14
5.	<b>106</b>	<b>vs Coastal Carolina</b>	<b>11/18/15</b>

### Fewest Points Scored

1.	19	vs. Slippery Rock	03/05/69
2.	21	vs. Seton Hill	01/24/74
3.	23	vs. Duquesne	02/23/74
	23	vs. Duquesne	02/17/73
5.	24	vs. Juniata	02/08/72
	24	vs. Shippensburg	01/25/69

### Most Points by an Opponent

1.	128	Notre Dame	12/31/12
2.	124	Sacred Heart	03/09/14
3.	122	Florida	12/20/15
4.	117	Penn State	11/8/13
5.	116	Virginia	11/27/00

### Fewest Points by an Opponent

1.	15	Juniata	02/22/69
2.	16	LaRoche	02/22/75
	16	Duquesne	01/28/73
	16	Duquesne	02/15/71
	16	Juniata	02/07/70

### Largest Margin of Victory

1.	59	LaRoche (75-16)	02/22/76
2.	57	Carlow (87-30)	01/19/77
3.	55	St. Francis Brooklyn (92-37)	01/19/89
4.	53	Carlow (75-23)	02/04/78

### Largest Margin of Defeat

1.	73	Notre Dame (128-55)	12/31/12
2.	72	Pitt-Johnstown (102-30)	01/19/78
3.	67	at #14 Tennessee (111-44)	12/3/14
4.	62	Colorado (114-52)	11/28/95
5.	60	South Carolina (93-33)	11/09/07

### Most FGs Attempted

1.	102	at Ohio State	11/16/14
2.	92	at Fairleigh Dickinson	01/25/14
3.	92	vs. Sacred Heart	03/09/14
4.	90	vs. Buffalo	11/18/14
5.	84	vs. Georgetown	12/08/90

### Fewest FGs Attempted

1.	40	vs. Pittsburgh	11/23/90
	40	at Loyola	02/04/89
	40	at Cincinnati	11/19/05
4.	41	at West Virginia	12/30/06
5.	43	at Virginia	12/21/04
	43	at Robert Morris	02/20/05
	43	vs. Robert Morris	03/12/05

### Highest FG%

1.	67	vs. Robert Morris	01/26/04
2.	63	vs. Monmouth	01/10/98
3.	61	at Miami (Ohio)	12/18/02
4.	60	at LIU Brooklyn	02/21/87
5.	59	vs. Quinnipiac	02/28/04
	59	at Bucknell	12/19/99
	59	vs. Juniata	02/10/86

### Lowest FG%

1.	21.0	at George Mason	11/20/00
2.	22.0	at North Carolina	11/21/03
3.	23.0	vs. Texas Tech (Cancun, Mexico)	11/28/97
	23.0	vs. Monmouth	02/28/87
5.	23.4	at George Mason	11/21/13

### Most 3FGs Attempted

1.	51	at FDU	2/1/16
2.	47	at Ohio State	11/16/14
3.	45	vs. George Mason	12/6/14
4.	<b>44</b>	<b>at Wisconsin</b>	<b>11/13/16</b>
5.	41	at Marshall	12/17/15

### Most 3FGs Made

1.	17	vs Fairleigh Dickinson	1/18/16
1.	17	vs ECU (at Florida)	12/21/15
1.	17	vs Fairleigh Dickinson	2/25/13
3.	15	vs Cornell	11/23/15
3.	<b>15</b>	<b>at Wisconsin</b>	<b>11/13/16</b>

### Most FTs Attempted

1.	62	at Central Conn. St.	01/06/14
2.	46	vs. Monmouth	03/09/95
3.	45	at Central Conn. St.	02/20/12
4.	43	vs. St. Francis Brooklyn	02/19/94
5.	41	at Marist	01/04/96
	41	at Wagner	02/06/12

### Fewest FTs Attempted

1.	0	at Bucknell	01/09/86
2.	2	vs. LIU Brooklyn	02/28/05
3.	3	at Cincinnati	11/28/01
4.	4	Six times	

### Highest FT% [min. 10 attempts]

1.	100.0	at Mount St. Mary's	02/24/05
2.	94.0	vs. St. Francis Brooklyn	03/05/05
3.	93.0	Seven times	

### Lowest FT% [min. 10 attempts]

1.	20	at Dayton	02/20/92
2.	30	at East Carolina	01/01/92
3.	32	at Fairleigh Dickinson	01/30/93

### Most Rebounds

1.	66	at Rider	12/01/90
2.	62	at Cleveland State	12/18/91
3.	61	vs. Rider	01/07/95
4.	60	at Fairleigh Dickinson	01/12/95

### Fewest Rebounds

1.	20	at Cincinnati	11/19/05
----	----	---------------	----------

20	at Minnesota	03/19/05
20	at Cincinnati	11/28/01
21	at Oregon	11/11/05
22	at Louisville	12/30/05
22	at Long Island	01/06/05
22	at Xavier	12/31/03
22	vs. George Mason	11/24/91

### Most Assists

1.	35	Fairleigh Dickinson	02/11/95
2.	30	vs. LIU Brooklyn	01/24/98
	30	vs. LIU Brooklyn	01/29/96
	30	vs. Robert Morris	03/03/94
	30	at St. Francis Brooklyn	01/19/02
	30	at Wright State	12/21/12

### Fewest Assists

1.	0	at Ohio	12/19/85
2.	2	at Loyola	12/12/87
3.	4	at Georgetown	12/09/89
	4	at Pittsburgh	11/15/11
	<b>4</b>	<b>vs. CCSU</b>	<b>2/6/16</b>
4.	5	at South Carolina	11/09/07
	5	at Oregon	11/11/05
	5	at Alabama	03/14/97
	5	at Fairleigh Dickinson	01/30/93

### Most Steals

1.	23	vs. Mount St. Mary's	3/2/15
2.	22	vs. Marist	01/31/88
3.	21	vs. Wagner	02/09/04
	21	vs. Robert Morris	01/09/90
	21	vs. Monmouth	02/23/13

### Fewest Steals

1.	1	vs. LIU Brooklyn	01/16/06
	1	at Delaware	12/29/99
3.	2	Seven times	

### Most Blocks

1.	<b>12</b>	<b>vs LIU Brooklyn</b>	<b>2/20/16</b>
2.	11	vs. Robert Morris	02/15/97
3.	9	vs. William & Mary	12/21/98
	9	vs. Monmouth	02/15/97
	9	vs. California (Pa.)	02/17/86
5.	8	vs. Robert Morris	12/09/00
	8	at Monmouth	01/18/97
	8	vs. Maryland Eastern Shore	11/29/96
	8	at St. Francis Brooklyn	02/24/96

### Most Turnovers

1.	43	at Florida	12/17/13
2.	41	vs. Pittsburgh	11/23/90
	41	at Cleveland State	12/18/91
3.	40	at Florida	12/20/15
4.	36	at St. Francis Brooklyn	02/29/92
	36	at Virginia	12/19/90
	36	at Rider	12/01/90

### Fewest Turnovers

1.	4	vs. Wagner	03/03/14
2.	7	at Sacred Heart	02/17/05
	7	at Iowa State	03/17/00





# THE LAST TIME...

## SFU (TEAM)

### Scored 100 or more:

103 at Wisconsin (11/13/16)

### Scored 90 or more:

91 vs Wagner (1/2/16)

### Scored 80 or more:

83 vs Central Connecticut (3/6/16)

### Scored 70 or more:

72 vs LIU Brooklyn (2/20/16)

### Scored 49 or less:

43 at Robert Morris (2/29/16)

### Scored 39 or less:

38, at Duquesne (12/5/12)

### Shot 50 percent or better:

50, at Fairleigh Dickinson (02/25/13)

### Shot 50 percent or better in each half:

62/51, at Wright State (12/21/12)

### Shot 35 percent or worse:

27, at Robert Morris (2/29/16)

### Shot 30 percent or worse:

27, at Robert Morris (2/29/16)

### Made 35 or more field goals:

36, at Wisconsin (11/13/16)

### Made 20 or more free throws:

27, vs Robert Morris (1/30/16)

### Attempted 35 or more free throws:

35, vs Robert Morris (1/30/16)

### Shot 50 percent or better from 3-point:

50.0 (12-24), at Florida (12/17/13)

### Made 10 or more from 3-point:

13 at Wagner (2/15/16)

### Had 50 or more rebounds:

54, at Wagner (2/15/16)

### Had 15 or more offensive rebounds:

27 at Wagner (2/15/16)

### Had 20 or more assists:

22, vs St. Francis Brooklyn (2/22/16)

### Had 10 or more steals:

11, at Wisconsin (11/13/16)

### Had 8 or more blocked shots:

12 vs LIU Brooklyn (2/20/16)

### Won five or more consecutive games:

5 (2/8/16-2/22/16)

### Lost five or more consecutive games:

5 (1/10/15-1/24/15)

### Defeated a power conference team:

103-100, at Wisconsin (11/13/16)

### Played in overtime:

L, 74-64 at Mount Saint Mary's (1/24/15)

### Played in double overtime or later:

W, 132-124 2 OT vs Sacred Heart (3/9/14)

### Won when trailing at halftime:

87-74 at Wagner (2/15/16)

### Won when trailing by 10 points or more:

103-100, at Wisconsin (11/13/16), down 19-9

## OPPONENT (TEAM)

### Scored 100 or more:

100, at Wisconsin (11/13/16)

### Scored 90 or more:

91 at Ohio (12/6/15)

### Scored 80 or more:

80, Sacred Heart (2/27/16)

### Scored 70 or more:

77, Central Connecticut (3/6/16)

### Scored 49 or less:

48, by Central Connecticut (2/16/15)

### Shot 60 percent or better:

61.8, at Notre Dame (12/31/12)

### Shot 50 percent or better:

51, at Sacred Heart (2/27/16)

### Shot 50 percent or better in each half:

57/53 vs ECU at Florida (12/21/15)

### Shot 35 percent or worse:

33.0, vs. Coastal Carolina (11/18/15)

### Shot 30 percent or worse:

28.8, vs Wagner (1/26/13)

### Made 35 or more field goals:

37, at Wisconsin (11/13/16)

### Made 25 or more free throws:

28, at Robert Morris (2/28/15)

### Attempted 35 or more free throws:

36, at Wisconsin (11/13/16)

### Shot 50 percent or better from 3-point:

53, vs ECU at Florida (12/21/15)

### Made 10 or more from 3-point:

10, Sacred Heart (2/27/16)

### Had 50 or more rebounds:

61 at Wisconsin (11/13/16)

### Had 15 or more offensive rebounds:

26, at Wisconsin (11/13/16)

### Had 20 or more assists:

25, at Florida (12/20/15)

### Had 10 or more steals:

11, at Wisconsin (11/13/16)

### Had 10 or more blocked shots:

10, at Robert Morris (2/11/13)

## INDIVIDUAL

### SFU (PLAYER)

#### Scored 30 or more:

30, Jessica Kovatch at LIU Brooklyn (1/9/16)

#### Scored 25 or more:

29, Jessica Kovatch at Wisconsin (11/13/16)

#### Scored 20 or more:

24, Jess Kovatch vs Central Connecticut

(3/6/16)

#### Made 10 or more field goals:

11, Jessica Kovatch at LIU Brooklyn (1/9/16)

#### Made 10 or more free throws:

12, Jessica Kovatch vs RMU (1/30/16)

#### Made 5 or more from 3-point:

5, Maya Wynn vs St. Francis Brooklyn (2/22/16)

#### Had 20 or more rebounds:

21 Jess Zinoble at FDU (2/5/2000)

#### Had 15 or more rebounds:

15, Brielle Ward at FDU (02/01/16)

#### Had 10 or more rebounds:

13, Brielle Ward at Wagner (2/15/16)

#### Had 10 or more assists:

10, Alexa Heyward at Mt St. Marys (01/24/15)

#### Had 5 or more steals:

7, Jessica Kovatch vs Eastern KY (12/23/15)

#### Had 5 or more blocked shots:

7, Cydney Smith vs Pitt-Johnstown (12/12/15)

## OPPONENT (PLAYER)

#### Scored 30 or more:

31, Cayla McMorris Wisconsin (11/13/16)

#### Scored 25 or more:

28, Hannah Kimmel, SHU (2/27/16)

#### Scored 20 or more:

24, TeJahne Malone, Central Connecticut

(3/6/16)

#### Made 10 or more field goals:

12, Cayla McMorris Wisconsin (11/13/16)

#### Made 10 or more free throws:

14, Leah Fechko, SFBK (2/22/16)

#### Made 5 or more from 3-point:

5, Hannah Kimmel, SHU (2/27/16)

#### Had 15 or more rebounds:

15 Avyanna Young Wisconsin (11/13/16)

#### Had 10 or more rebounds:

11 TeJahne Malone, Central Connecticut

(3/6/16)

#### Had 10 or more assists:

12, Linda Stepney at West Virginia (12/29/14)

#### Had 5 or more steals:

5, Aleah Epps, Central Connecticut (3/6/16)

#### Had 5 or more blocked shots:

8, Alexa Hart at Ohio State (11/16/14)



## NCAA Statistics

Saint Francis (PA) - 2016-17 Women's Basketball Ranking Summary thru games 11/13/2016

Statistic	National Rank	Conference Rank	Value	National Leader	Value	Conference Leader	Value
Assist Turnover Ratio (331 ranked)	129	4	0.90	TCU Maryland	2.78 2.78	Fairleigh Dickinson	1.30
Assists (326 ranked)	153	2	18	East Carolina	49	Robert Morris	29
Assists Per Game (326 ranked)	65	1	18.0	Baylor	30.0	Saint Francis (PA)	18.0
Blocked Shots (277 ranked)	106	2	5	Northwestern	23	Robert Morris	10
Blocked Shots Per Game (315 ranked)	55	1	5.0	Baylor	13.0	Robert Morris Saint Francis (PA)	5.0 5.0
Defensive Rebounds per Game (29 ranked)				San Francisco	45		
Fewest Fouls (330 ranked)	214	9	30	Xavier	6	Mt. St. Mary's	14
Fewest Turnovers (331 ranked)	131	6	20	Delaware	7	Fairleigh Dickinson	10
Field-Goal Percentage (331 ranked)	106	1	43.9	Eastern Ill.	65.6	Saint Francis (PA)	43.9
Field-Goal Percentage Defense (331 ranked)	235	7	43.0	Kansas St.	17.5	Sacred Heart	31.4
Free Throw Attempts (331 ranked)	162	2	24	Appalachian St. Alcorn	66 66	Robert Morris	31
Free Throws Made (330 ranked)	161	2	16	Nevada	50	Robert Morris	20
Free-Throw Percentage (330 ranked)	165	5	66.7	Howard Longwood	100.0 100.0	Bryant	84.2
Offensive Rebounds per Game (24 ranked)				Southern Utah Cincinnati	31 31		
Personal Fouls Per Game (331 ranked)	323	10	30.0	Xavier	6.0	Mt. St. Mary's	14.0
Rebound Margin (331 ranked)	311	8	-19.0	Baylor	35.0	Bryant	11.0
Rebounds (331 ranked)	207	3	42	Wisconsin	113	Robert Morris	75
Rebounds Per Game (331 ranked)	125	2	42.00	Southern Utah	70.00	Central Conn. St.	44.00
Scoring Defense (331 ranked)	322	10	100.0	Western Ky.	32.0	Sacred Heart	44.0
Scoring Margin (331 ranked)	169	3	3.0	Baylor	75.0	Sacred Heart	12.0
Scoring Offense (331 ranked)	4	1	103.0	Baylor	118.0	Saint Francis (PA)	103.0
Steals (331 ranked)	159	2	11	Sacramento St.	40	Robert Morris	18
Steals Per Game (331 ranked)	89	1	11.0	Syracuse Maryland	26.0 26.0	Saint Francis (PA)	11.0
Three Pt FG Defense (329 ranked)	261	5	38.5	Arizona St.	5.0	St. Francis Brooklyn	18.2
Three-Point Field Goals Attempted (141 ranked)	32	1	44	Sacramento St.	80	Saint Francis (PA)	44
Three-Point Field Goals Made (323 ranked)	28	1	15	Gonzaga	27	Saint Francis (PA)	15
Three-Point Field Goals Per Game (322 ranked)	3	1	15.0	Syracuse	17.0	Saint Francis (PA)	15.0
Three-Point Field-Goal Percentage (329 ranked)	119	3	34.1	Loyola Chicago Delaware	66.7 66.7	St. Francis Brooklyn	38.5
Turnover Margin (331 ranked)	78	4	5.00	Maryland	25.00	Fairleigh Dickinson Bryant	7.00 7.00
Turnovers Forced (331 ranked)	30	1	25.00	Syracuse	43.00	Saint Francis (PA)	25.00
Turnovers Per Game (331 ranked)	222	7	20.0	Delaware	7.0	Fairleigh Dickinson	10.0
Won-Lost Percentage (208 ranked)	1	1	100.0	160 teams tied	100.0	Sacred Heart Saint Francis (PA) Bryant	100.0 100.0 100.0



# NCAA Individual Leaders

Statistic	Player	National Rank	Conference Rank	Value	National Leader	Value	Conference Leader	Value
Assist Turnover Ratio (250 ranked)	Katie Reese	3	1	7.00	Curtyce Knox, Texas A&M	11.00	Katie Reese, Saint Francis (PA)	7.00
Assists (108 ranked)	Katie Reese	108	2	7	Jackie Kempf, Saint Louis	18	Janee Brown, Robert Morris	12
Assists Per Game (182 ranked)	Katie Reese	28	1	7.0	Leslie Vorpahl, Tulane	15.0	Morgan Olander, Bryant Katie Reese, Saint Francis (PA)	7.0 7.0
Blocked Shots (149 ranked)	Courtney Zezza	31	1	4	Sarah Sagerer, Stetson	13	Mikalah Mulrain, Robert Morris Megan Smith, Robert Morris Courtney Zezza, Saint Francis (PA)	4 4 4
Blocked Shots Per Game (240 ranked)	Courtney Zezza Cydney Smith	8 240	1 8	4.00 1.00	Sarah Sagerer, Stetson	6.50	Courtney Zezza, Saint Francis (PA)	4.00
Defensive Rebounds per Game (21 ranked)					Caitlyn Ramirez, Troy	18	Aleah Epps, Central Conn. St.	11
Double Doubles (9 ranked)					8 players tied	2	Megan Smith, Robert Morris Aleah Epps, Central Conn. St. Caroline Hummell, Mt. St. Mary's	1 1 1
Field Goal Attempts (150 ranked)					Precious Hall, James Madison	59	Megan Smith, Robert Morris	24
Field Goals Made (138 ranked)					Kristen Gaffney, East Carolina Precious Hall, James Madison	24 24	Megan Smith, Robert Morris	13
Field-Goal Percentage (249 ranked)	A'Lexus Harrison Katie Reese	81 195	1 5	66.7 56.3	4 players tied	100.0	A'Lexus Harrison, Saint Francis (PA)	66.7
Final Points (183 ranked)	Jessica Kovatch Katie Reese	107 147	2 3	29 27	Precious Hall, James Madison	63	Megan Smith, Robert Morris	32
Free Throw Attempts (115 ranked)					Rosanna Reynolds, Detroit Mercy	29	Janee Brown, Robert Morris	10
Free Throws Made (124 ranked)	Jessica Kovatch	124	2	7	Rosanna Reynolds, Detroit Mercy	21	Janee Brown, Robert Morris	8
Free-Throw Percentage (208 ranked)	Katie Reese	208	7	83.3	134 players tied	100.0	4 players tied	100.0
Minutes Played (147 ranked)					Katie Curtis, Colgate	80:00	Rebecca Navarro, Robert Morris	73:00
Minutes Played Per Game (135 ranked)					Aliyah Miller, Providence	43.00	Aleah Epps, Central Conn. St.	37.00
Offensive Rebounds per Game (28 ranked)					Stephanie Mavunga, Ohio St.	10	Giocelis Reynoso, Central Conn. St.	7
Points Per Game (232 ranked)	Jessica Kovatch Katie Reese	8 15	1 2	29.0 27.0	Dani Franklin, Valparaiso Lizzy Wendell, Drake	34.0 34.0	Jessica Kovatch, Saint Francis (PA)	29.0
Rebounds (140 ranked)					Tiyonda Davis, Savannah St.	34	Megan Smith, Robert Morris	20
Rebounds Per Game (219 ranked)	A'Lexus Harrison	141	5	9.0	Caitlyn Ramirez, Troy	20.0	Aleah Epps, Central Conn. St.	15.0
Steals (131 ranked)					6 players tied	9	Janee Brown, Robert Morris	4
Steals Per Game (113 ranked)	Maya Wynn	113	1	3.00	Breanna Bolden, Col. of Charleston Alexandra Masaquel, William & Mary	8.00 8.00	Maya Wynn, Saint Francis (PA) Natalie Zamora, Fairleigh Dickinson	3.00 3.00
Three-Point Field Goals Attempted (130 ranked)	Maya Wynn Jessica Kovatch	76 102	1 2	12 11	Precious Hall, James Madison Jessica Pellechio, Drexel	25 25	Maya Wynn, Saint Francis (PA)	12
Three-Point Field Goals Made (96 ranked)	Jessica Kovatch Katie Reese Maya Wynn	96 96 96	3 3 3	4 4 4	Jess Genco, Northeastern	12	Megan Smith, Robert Morris Natalie Zamora, Fairleigh Dickinson	5 5
Three-Point Field Goals Per Game (213 ranked)	Jessica Kovatch Katie Reese Maya Wynn	37 37 37	2 2 2	4.00 4.00 4.00	Kaitlyn Palmer, Texas Southern	8.00	Natalie Zamora, Fairleigh Dickinson	5.00
Three-Point Field-Goal Percentage (249 ranked)	Katie Reese	132	5	57.1	25 players tied	100.0	Kellie Crouch, Wagner	100.0
Triple Doubles (1 ranked)					Geanna Luaulu-Summers, Pacific	1		





**1** Madison Johnson  
5-7 ■ SO ■ G  
Knox, Pa  
Keystone




**2** Caitlyn Kroll  
5-10 ■ FR ■ G  
Bridgeport, Ohio.  
Bridgeport



**5** Katie Reese  
5-8 ■ SR ■ G  
Boonton Township, NJ  
Mountain Lakes



**11** Kayla Meador  
5-6 ■ SO ■ G  
Burke, Va  
Paul VI



**13** Sam Marino  
5-5 ■ JR ■ G  
Camp Hill, Pa.  
East Pennsboro



**14** Taylor Allison  
5-7 ■ SR ■ G  
State College, Pa.  
State College



**15** Maya Wynn  
5-11 ■ JR ■ G  
Reisterstown, Md.  
McDonogh



**20** Caitlin Carroll  
5-9 ■ FR ■ G  
Middletown, N.J.  
Red Bank Catholic



**22** Jill Scott  
5-11 ■ FR ■ G/F  
Summerhill, Pa.  
Forrest Hills



**23** Jessica Kovatch  
5-9 ■ SO ■ G  
Phillipsburg, N.J.  
Phillipsburg



**24** Kyasia Duling  
6-3 ■ JR ■ F  
Zanesville, Ohio  
New Albany



**30** Jill Falvey  
6-0 ■ SO ■ F  
Lincroft, N.J.  
Middletown South



**32** Courtney Zezza  
6-4 ■ SO ■ C  
Plum, Pa.  
Plum



**33** Cydney Smith  
6-3 ■ R-JR ■ F/C  
Port Tobacco, Md.  
St. Mary's Ryken



**34** A'Lexus Harrison  
6-2 ■ GR-1 ■ F  
Baltimore, Md.  
Digital Harbor (Mary-



**44** Halee Adams  
5-8 ■ SR ■ G  
Holidaysburg, PA  
Bishop Guilfoyle



**WOMEN'S BASKETBALL**



**50** Samiah Bethel  
5-9 ■ SR ■ G  
Jacksonville, Fla.  
Potter's House Christian



**HC** Joe Haigh  
Head Coach  
Fifth Season



**AC** Kyle Hejmowski  
Assistant Coach  
Second Season



**AC** Vanessa Abel  
Assistant Coach  
First Season



**AC** Janicia Anderson  
Assistant Coach  
First Season



**OP** Rachel Halaszynski  
Director of  
Operations  
Second Season