

SACRED HEARTTM

FOOTBALL



Saint Francis U Red Flash (5-3, 3-0 NEC)

at

Sacred Heart Pioneers (6-1, 1-1 NEC)



Saturday, October 29, 2016 - 12:00 p.m.

Campus Field (3,500)

Fairfield, Conn./NEC Front Row

QUICK FACTS

Location Fairfield, Conn.
 Enrollment.....3,700
 University Website.....SacredHeart.edu
 PresidentDr. John Petillo
 Exec. Director of Athletics Bobby Valentine
 Deputy Director of Athletics.....Brad Hurlbut
 Sr. Associate AD/SWAMeghan Miller

COACHING STAFF

Head Coach..... Mark Nofri
 Season/Record..... Fifth/33-21

Assistant Coaches

Dave Wissman Defensive Coordinator/Secondary
 Ryan Gunningsmith ...Recruiting Coordinator/Run Game/Offensive Line
 Mike Livingston..... Special Teams/Outside Linebackers
 Michael Cooke Inside Linebackers
 Mark Wojcik..... Defensive Line
 Pat Saporito Safeties
 Caleb Gelsomino Pass Game Coordinator/Quarterbacks
 Frank McConnell..... Tight Ends
 Andre Barboza-Penn Wide Receivers
 Greg Bosari..... Running Backs
 James Lengyel..... Video Coordinator

ATHLETIC COMMUNICATIONS

Football Contact: Mike Haase
 Haase Office.....203-365-4813
 Haase Cell630-748-9847
 Haase Email.....haasem@sacredheart.edu
 Athletic Website.....SacredHeartPioneers.com
 Instagram.....SHUBigRed
 Twitter @SHUBigRed
 Assistant Dir./Ath. CommunicationsKatie Sullivan
 GA/Ath. Communications.....Brian Duane
 Ath. Communications Intern Cody Sullivan

Today's Game: The Pioneers host Saint Francis U in a pivotal NEC clash this week at Campus Field.

Catch the Game: Saturday's game will be broadcast on NEC Front Row with Randy Brochu (play by play), Dario Melendez (color), and Diana Cannizzaro (sideline) on the call.

Quick Hitters:

- SHU is 16-5 in its last 21 home games.
- The Pioneers held Robert Morris to 98 passing yards last week. It was the second time this season SHU held an opponent under 100 yards passing.
- SHU has outscored its opponents 89-30 at Campus Field this season.
- The Pioneers are one of 13 teams in FCS with only one loss so far this season.

2016 SHU Schedule/Results

Date	Opponent	Time/Result
9/3	at Stetson [^]	W, 18-14
9/10	VALPARAISO	W, 42-14
9/17	MARIST	W, 31-6
9/24	at #20 Stony Brook	W, 38-10
10/1	at Wagner* [^]	L, 45-20
10/15	at Cornell	W, 31-24
10/22	ROBERT MORRIS*	W, 16-10
10/29	SAINT FRANCIS U*	12:00 PM
11/5	at Central Connecticut*	12:00 PM
11/12	at Duquesne*	12:00 PM
11/19	BRYANT* [^]	12:00 PM

* NEC Opponent

[^] ESPN3

- **Nate Chavious** had his third two-touch-down game of the season last week.

- The SHU offensive line has allowed just five sacks in seven games.

- The SHU defense forced three turnovers for the third time this season in last week's win over Robert Morris.

- Despite only passing for 160 yards, SHU averaged 10.0 yards per pass last week.


2016 Game Notes - The Saint Francis U Game (10/29)

GAMEDAY CENTRAL

LAST MEETING

Oct. 31, 2015 • Loretto, Pa.

Final

	Sacred Heart	0	7	7	0	14
	Saint Francis U	0	3	17	3	23

SCORING SUMMARY

Team	Qtr.	Time	Scoring Play	Pl.	TOP	Score
SFU	2nd	14:18	Geesey 28 yd. FG	13-67	7:24	0-3
SHU	2nd	6:00	Noel 32 yd. pass to Webb (Finney kick)	5-56	2:12	7-3
SFU	3rd	13:00	Drayer 64 yd. pass to Smith (Geesey kick)	4-74	1:58	7-10
SHU	3rd	11:37	Noel 60 yd. pass to King (Finney kick)	4-77	1:17	14-10
SFU	3rd	8:48	Geesey 43 yd. FG	6-37	2:48	14-13
SFU	3rd	4:20	Drayer 98 yd. pass to Smith (Geesey kick)	1-98	0:13	14-20
SFU	4th	8:10	Geesey 32 yd. FG	12-38	6:11	14-23

Sacred Heart Saint Francis U

1st Downs	20	17
Rushes-Yards (net)	34-76	44-154
Passing Yards (net)	294	291
Passes Att-Comp-Int	19-35-2	13-20-1
Total Off. Plays-Yards	69-370	64-445
Punt Returns-Yards	0-0	1-(-4)
Kick Returns-Yards	5-101	2-12
INT Returns-Yards	1-16	2-5
Punts	8-35.9	6-35.2
Fumbles-Lost	0-0	1-1
Penalties-Yards	2-18	8-73
Time of Possession	25:43	34:17
3rd Down Conversions	7 of 17	5 of 15
4th Down Conversions	0 of 1	1 of 1
Red Zone Scores-Chances	0-2	2-3
Sacks By: Number-Yds.	3-13	4-27
Pts. Off Turnovers	0	0

RUSHING: Sacred Heart-Imeokparia 14-36; Noel 13-22; Chavious 5-11; Croom 1-6; Webb 1-1. Saint Francis U-Dickson 24-86; Bagley 10-60; Drayer 9-7; Nagaseu 1-1.

PASSING: Sacred Heart-Noel 19-35-2 294. Saint Francis U-Drayer 13-20-1 291.

RECEIVING: Sacred Heart-Webb 6-107; Dube 6-63; Imeokparia 3-6; O'Neill 2-56; King 1-60; Chavious 1-2. Saint Francis U-Abeid 7-103; Smith 2-162; Lewis 2-5; Bagley 1-22; Dickson 1-(-1).

SERIES HISTORY & LAST 10 MEETINGS

21st Meeting All Time - Series Tied 10-10

Oct. 31, 2015 at Saint Francis U - Saint Francis U 23-14
Oct. 25, 2014 at Sacred Heart - Saint Francis U 30-27
Oct. 26, 2013 at Saint Francis U - Saint Francis U 24-10
Nov. 17, 2012 at Saint Francis U - Saint Francis U 44-24
Oct. 15, 2011 at Sacred Heart - Sacred Heart 60-45

Sept. 18, 2010 at Saint Francis U - Saint Francis U 41-0
Oct. 10, 2009 at Sacred Heart - Sacred Heart 29-7
Oct. 11, 2008 at Saint Francis U - Sacred Heart 41-24
Oct. 27, 2007 at Sacred Heart - Saint Francis U 35-30
Oct. 28, 2006 at Saint Francis U - Saint Francis U 21-14

QUICK FACTS

	Sacred Heart	Saint Francis U
Location	Fairfield, Conn.	Loretto, Pa.
Founded	1964	1847
Nickname	Pioneers	Red Flash
Conference	Northeast	Northeast
Head Coach	Mark Nofri	Chris Villarrial
Coach's Record	32-21 (5th season)	29-44 (7th Season)
2016 Record	6-1 (1-1 NEC)	5-3 (3-0 NEC)
Last Week	W vs. RMU 16-10	W vs. Duquesne 14-10
2015 Conf. Record	6-5 (3-3/T-3rd)	6-4 (4-2/2nd)

TEAM COMPARISON

	Sacred Heart	Saint Francis U
Scoring Off./Gm.	28.0	26.1
Scoring Def./Gm.	17.6	17.2
Rush Yds./Gm.	229.0	140.8
Rush Def./Gm.	120.1	104.6
Pass Yds./Gm.	198.0	192.2
Pass Def./Gm.	176.1	180.5
Total Off./Gm.	427.0	333.0
Total Def./Gm.	296.3	285.1
Int. Thrown/Opp. Int. Thrown	8/5	6/14
Sacks By/Allowed	22/5	30/16
Third Down Off./Def.	38.2%/28.9%	35.7%/28.1%
Red Zone Off./Def.	77.8%/76.5%	81.5%/80.0%
Kickoff Return Avg.	25.9	20.6
Punt Return Avg.	8.4	6.8
Fumbles-Lost	8-4	10-4
Penalties/Yds. per Game	58-85.3	61-83.2
Field Goals	4-6	9-15

NCAA RANKING COMPARISON

	Sacred Heart	Saint Francis U
Scoring Offense	52	62
Scoring Defense	8	7
Rushing Offense	13	73
Rushing Defense	21	11
Passing Offense	73	77
Passing Defense	15	24
Total Offense	25	95
Total Defense	12	9
Sacks	6	1
Sacks Allowed	7	63
Turnover Margin	58	6
Third Down Offense	46	66
Third Down Defense	9	7

The Series: The Sacred Heart-Saint Francis U series is tied 10-10 entering this week's meeting at Campus Field. The Red Flash have won each of the last four games between the two programs, including last season's 23-14 win at DeGol Field. SHU led that game 14-10 early in the third quarter after a 60-yard touchdown pass from **RJ Noel** to **Jackson King**. Saint Francis U came back with 13 unanswered points to rally for the win. Noel threw for 294 yards and two touchdowns in the game, while his counterpart Zack Drayer had 291 yards and two touchdowns. SHU last beat the Red Flash on Oct. 15, 2011 by a score of 60-45.

Scouting the Red Flash: Saint Francis U moved to 3-0 in the NEC with a 14-10 win over Duquesne last Friday. It was the Red Flash's fifth win in their last six games. Quarterback Zack Drayer's second one-yard touchdown run of the game with 0:50 left proved to be the game-winner. Saint Francis U held Duquesne, the top offense in the NEC, to just 150 passing yards and intercepted Dillon Buechel twice. The Red Flash defense tops the NEC in scoring defense, turnover margin, rushing defense, and total defense.

Last Time Out: Sacred Heart earned its first conference win of the season last Saturday with a 16-10 win over Robert Morris at Campus Field. **Nate Chavious'** two one-yard touchdown runs and an **Alec Finney** field goal staked SHU to a 16-7 lead with 6:23 to play in the third quarter. The Pioneers' defense held RMU to 172 yards of total offense and just 2-for-14 on third down. **James Rentz** led the Pioneers with nine tackles, including a tackle for loss and a blocked field goal.

NEC Preseason Prognostications:

- 2016 Preseason Coaches Poll - 1. Duquesne (6 first-place votes) **2. Sacred Heart (1 first-place vote)** 3. Saint Francis U 4. Bryant 5. Central Connecticut 6. Robert Morris 7. Wagner
- SHU had four players selected to the Preseason All-NEC Football Team - **Ryan Cottrell** (DL), **Sean Merrill** (OL), **James Rentz** (LB), and **Moses Webb** (WR/DB)

Noel By Pass And By Rush:

- STATS FCS Offensive Player of the Year Watch List
- Fifth-Year quarterback **RJ Noel** is within striking distance of SHU's career passing records.

	Dale Fink (07-10)	RJ Noel (13-pres.)
Pass Completions	853	669
Pass Attempts	1,359	1,258
Passing Yards	8,803	8,495
Passing TDs	82	75

- Noel enters this week 309 passing yards away from passing Dale Fink for the SHU career passing yards record.
- Noel eclipsed 10,000 yards of career total offense last week at Cornell on October 15. In 43 career games, Noel has 8,495 passing yards and 1,855 rushing yards for 10,350 yards of total offense. Noel has averaged 240.7 yards of total offense per game in his career.
- Despite completing just eight of 16 passes last week, Noel still managed to have 160 passing yards. Last season, Noel had seven completions in a road win at Bryant.
- He had his streak of 13 consecutive games with a touchdown pass snapped against RMU last week. Noel has thrown in 27 of his last 30 games.
- A threat with his feet as well as with his arm, Noel has 21 career rushing touchdowns. With his 75 career touchdown passes, Noel has accounted for 96 career touchdowns.
- He is currently fourth in the NEC in total offense (238.6 yards/game) and fifth in passing (197.7 yards/game).
- He tied his career-high for passing yards against Wagner with 327. It was Noel's second 300-plus passing yard game of his career. He also passed the 8,000 passing yards mark against the Seahawks.
- Noel rushed for 82 yards against Marist. It was his highest rushing total since putting up 101 yards in a win at Duquesne on Oct. 18, 2014.
- Noel had his second straight 2,400-plus passing yards season in 2015, throwing for 2,431 yards and 19 touchdowns while posting a career-high 56 percent completion percentage. He also added six rushing scores.
- In 2015 Noel earned his third consecutive All-NEC First Team honor, becoming the second quarterback in NEC history to be first team quarterback three consecutive years. He led the conference in total offense (243.5 yards per game) and was third in passing yards (221 yards per game).
- Nationally, Noel was among the top-30 in the country last season in five different statistical categories including passing touchdowns (24th), yards per completion (20th), and points responsible for (26th).

Full House Backfield:

- Sacred Heart leads the NEC in rushing at 229 yards per game and 15 rushing touchdowns. The next closest team in the conference in rushing is Wagner at 165.9 yards per game.
- The Pioneers are the only team in the NEC with two running backs in the top-five in rushing.
- SHU is 13th in the nation in rushing offense.
- The Pioneers rushed for over 200 yards for the fifth time this season last Saturday, posting 213 rushing yards in the win over Cornell. SHU has had over 200 yards rushing in five of its wins this season.
- **Nate Chavious** scored two touchdowns against RMU for his fifth career multi-touchdown game and third of the season.
- Chavious was named NEC Offensive Player of the Week on

2016 Game Notes - The Saint Francis U Game (10/29)

Oct. 17 after rushing for a career-high 160 yards at Cornell, with two rushing touchdowns. It was his fourth 100-yard game of his career.

- He is now fifth in the NEC in rushing at 76.0 yards per game. Chavious is also second in the conference in all-purpose yards at 118.3 yards per game.
- Chavious is 21st in the country at 5.98 yards per carry and 30th at 24.1 yards per kick return.
- The duo of Chavious and **Ose Imeokparia** have combined for at least 140 rushing yards in four games this season.
- Imeokparia is fourth in the NEC in rushing at 76.4 yards per game. He had a career-high 21 carries last week against Robert Morris for a game-high 77 yards.
- Imeokparia had his second-career 100-yard rushing effort at Stetson, carrying the ball 13 times for 112 yards and the game-winning touchdown. He was named the NEC Offensive Player of the Week for that effort.
- SHU rushed for 339 yards against Marist, it's highest total since Sept. 21, 2013 when the Pioneers had 308 against Chowan.
- SHU rushed for 279 yards against Valpo, averaging 5.4 yards per carry.

Dealing To Webb And O'Neill:

- Fifth-Year wide receiver **Moses Webb** had a season-high 94 receiving yards last week against Robert Morris, including a career-long 68-yard reception.
- Webb is second in the NEC with 5.71 receptions per game. He's also fourth in receiving yards per game at 70.7.
- He had a career-high eight receptions in the win over Valparaiso. Webb led all players with 85 receiving yards. He was one of four Pioneers named to the Preseason All-NEC Team.
- In 2014, Webb averaged 15.59 yards per catch, the seventh-best average in a single-season at SHU.
- O'Neill has surpassed his totals for receptions and receiving yards from last season. Through seven games, the junior has 24 receptions for 331 yards. He was fourth on the team with 247 receiving yards last season on 22 receptions.
- He caught his third touchdown of the year at Cornell on a 39-yard pass from **RJ Noel**.

On The Offense:

- The Pioneers are third in the NEC in scoring offense at 28 points per game. With 196 total points, SHU is only two points behind Bryant (198), who leads the NEC in scoring.
- Last week was SHU's first win with less than 20 points since Nov. 15, 2014 when the Pioneers defeated Bryant 14-7 to win the NEC Championship.
- SHU scored over 30 points for the fourth time this sea-

son Oct. 15 at Cornell. The Pioneers have won their last 25 games in which they scored over 30 points, dating back to Oct. 23, 2010 (a 33-20 win over Georgetown).

- The Pioneers had their second-highest total offense day of the season at Cornell with 471 yards. SHU had 491 yards against Valparaiso on Sept. 10. Against Cornell, the Pioneers averaged a season-high 6.9 yards per play.
- Sacred Heart has rushed for over 200 yards five times this season.
- SHU's offensive line allowed a sack for only the fifth time all season last week. The Pioneers are seventh in the nation in sacks allowed at 0.71 per game.
- The Pioneers are third in the nation in kick returns, averaging 25.94 yards per return.
- Ten Pioneers have scored a touchdown so far this season.
- The Pioneers finished the 2015 season third in the NEC in passing offense, averaging 238.8 yards per game. It was the highest average for SHU since 2007 when it led the NEC with 237.8 passing yards per game.
- SHU has been in the top-three in the NEC in passing seven times in the last nine seasons. It led the league three straight seasons from 2009 to 2011.
- Sacred Heart finished the 2015 season third in the NEC in scoring offense and total offense. The Pioneers averaged 383.6 yards and 27.4 points per game. The Pioneers were also third in red zone efficiency at 74.5%.
- The Pioneers were second in the NEC behind Duquesne in third down conversions at 41.1%.
- Sacred Heart has scored a touchdown in 44 consecutive games dating back to October 27, 2012.
- The Pioneers rushed for over 200 yards in a game three times last season. SHU finished the 2015 season with consecutive 230-yard rushing efforts in wins over Bryant and Wagner. Sacred Heart had three rushing touchdowns in both of those games.

On The Defense:

- The Pioneers rank among the top-20 teams in the country in six different statistical categories.

Statistical Category	Rank
Sacks	6th (3.29 per game)
Scoring Defense	8th (17.6 points/game)
Third Down Defense	9th (28.9%)
Tackles For Loss	11th (7.9 per game)
Total Defense	12th (296.3 yards/game)
Passing Defense	15th (176.1 yards/game)

- The Pioneers are also 21st in the nation in rushing defense, allowing 120.1 yards per game.
- SHU is second in the NEC in total defense, scoring defense, sacks, rushing defense, and third down defense. Saint Francis U leads the conference in all those categories.
- The SHU defense allowed a season-low 172 yards of total

2016 Game Notes - The Saint Francis U Game (10/29)

offense last week against RMU. The last time SHU held an opponent under 200 yards of total offense was also against Robert Morris on Oct. 10, 2015.

- SHU did not record a sack for the first time all season last week. The Pioneers had 23 sacks in the first six games, which still puts them sixth in the nation in sacks.
- The Pioneers held Valparaiso to 11 yards rushing Sept. 10. It was the fifth time since 2013 SHU held an opponent 20 yards rushing or fewer.
- Since 2013, SHU has a +32 turnover margin. Sacred Heart has forced 107 turnovers in the last three-plus seasons.
- SHU has won the turnover battle 19 times in the last three-plus seasons, winning all of those games. The Pioneers have won the turnover battle twice this season against Stony Brook and Robert Morris.
- Sacred Heart has had an interception in 33 of the last 41 games. **Tim Johnson** intercepted Cornell's Dalton Banks on the last drive of the game to preserve that victory.
- Last season SHU forced 30 turnovers, seventh-most in the country. The Pioneers were 10th in FCS with 13 fumble recoveries and 13th with 17 interceptions.
- The Pioneers led the NEC in rushing defense last season, allowing 111.4 rushing yards per game last season. That put SHU 13th in the nation in rushing defense.
- SHU was 10th in the country in sacks last season, averaging 2.91 per game.
- SHU has been among the top-10 teams in FCS in sacks in each of the last three seasons. The Pioneers were eighth in 2013 (3.23/game) and sixth in 2014 (3.33/game). Only South Carolina State and Bucknell have also been in the top-10 in sacks over that timespan.

Parvelus Proving To Be Marvelous:

- Linebacker **CJ Parvelus** had at least seven tackles for the seventh time this season last week against Robert Morris. Parvelus had eight tackles and a pass breakup on Oct. 22.
- He is currently third in the NEC with 1.64 tackles for loss per game and 8.9 tackles per game. Nationally, Parvelus is 17th in tackles for loss.
- With 62 tackles and 11.5 tackles for loss, Parvelus has already surpassed his career total for tackles and TFLs in just one season. In his first two years Parvelus had 54 tackles and four tackles for loss.
- Parvelus was named the NEC Defensive Player of the Week on Sept. 12 after having 13 tackles, 5.5 TFLs, and a sack in the win over Valpo. He also earned an honorable mention from STATS for the STATS FCS National Defensive Player of the Week.
- Parvelus was also honored with the New England Football Writers' Association Gold Helmet on Sept. 14.
-

Around the Northeast Conference

Standings

TEAM	NEC	OVERALL
Saint Francis U	3-0	5-3
Wagner	2-1	4-3
Bryant	2-1	3-4
Sacred Heart	1-1	6-1
Duquesne	1-1	4-3
Central Connecticut	0-3	1-6
Robert Morris	0-3	1-7

WEEK 9

Saturday, October 22

Saint Francis U at Sacred Heart - 12 PM

Central Connecticut at Robert Morris - 12 PM

Bryant at Duquesne - 12 PM

Wagner at UMass - 12 PM

WEEK 8

Friday, October 21

Duquesne at Saint Francis U - Saint Francis U 14-10

Saturday, October 22

Robert Morris at Sacred Heart - Sacred Heart 16-10

Wagner at Bryant - Bryant 27-17

Central Connecticut at Coastal Carolina - Coastal Carolina 33-25

NEC Players Of The Week

Sept. 5

O: **O. Imeokparia**, SHU

D: **K. Barry**, SHU

S: L. Jerome, SFU

R: D. Lee, SFU

Oct. 17

O: **N. Chavious**, SHU

D: J. Wells, SFU

S: M. Branch, RMU

R: A. Hines, DUQ

Sept. 12

O: T. Barthelette, BRY

D: **C. Parvelus**, SHU

S: A. Crimmins, DUQ

R: A. Hines, DUQ

Oct. 24

O: K. Lewis, SFU

D: J. Wells, SFU

S: M. Sewall, BRY

R: A. Hines, DUQ

Sept. 19

O: M. Bagley, SFU

D: C. Kuntz, DUQ

S: K. Lazo, BRY

R: A. Hines, DUQ

Oct. 31

O:

D:

S:

R:

Sept. 26

O: **R. Noel**, SHU

D: **K. Barry**, SHU

S: **A. Finney**, SHU

R: A. Hines, DUQ

Nov. 7

O:

D:

S:

R:

Oct. 3

O: W. Capers, DUQ

D: L. Jerome, SFU

S: J. Cooper, WAG

R: A. Hines, DUQ

Nov. 14

O:

D:

S:

R:

Oct. 10

O: J. Dolegala, CCSU

D: L. Jerome, SFU

S: D. Satcher, RMU

R: D. Lee, SFU

Nov. 21

O:

D:

S:

R:

QUARTERBACKS

10 * Kevin DUKE, JR, QB

Category	2016 High	Career High
Completions	1 (VALPO)	16 (DART '15)
Attempts	3 (VALPO)	26 (DART '15)
Passing Yds.	2 (VALPO)	185 (DART '15)
TDs	---	---
INTs	---	1 (DART '15)
Long Pass	2 (VALPO)	45 (DART '15)
Carries	4 (VALPO)	14 (DART '15)
Rush Yds.	13 (VALPO)	33 (DART '15)
Rush TDs	---	---
Long Run	9 (VALPO)	9 (VALPO '16)

12 * RJ NOEL, 5th-Yr., QB

Category	2016 High	Career High
Completions	23 (WAG)	26 (CCSU '14)
Attempts	52 (WAG)	52 (Wagner '16)
Passing Yds.	327 (WAG)	327 (twice)
TDs	2 (3 times)	5 (CCSU '14)
INTs	4 (COR)	4 (Cornell '16)
Long Pass	58 (COR)	80 (twice)
Carries	12 (SBU)	19 (Marist '15)
Rush Yds.	82 (MAR)	131 (Assump '14)
Rush TDs	2 (SBU)	2 (4 times)
Long Run	29 (MAR)	67 (Duquesne '14)

RUNNING BACKS

4 * Jay CROOM, SR, RB

Category	2016 High	Career High
Carries	7 (VALPO)	7 (twice)
Rush Yds.	25 (RMU)	67 (RMU '14)
Long Run	16 (RMU)	45 (RMU '14)
Rush TDs	1 (3 times)	1 (4 times)
Receptions	1 (VALPO)	1 (twice)
Yards	1 (VALPO)	36 (RMU '15)
Rec. TDs	---	1 (RMU '15)
Kick Returns	---	2 (twice)
Long Kick Return	---	25 (SFU '14)

8 * Ose IMEOKPARIA, SR, RB

Category	2016 High	Career High
Carries	21 (RMU)	21 (RMU '16)
Rush Yds.	112 (STET)	119 (Valpo '15)
Long Run	80 (STET)	80 (Stetson '16)
Rush TDs	1 (twice)	3 (Valpo '15)
Receptions	2 (3 times)	4 (twice)
Yards	61 (COR)	61 (Cornell '16)
Rec. TDs	1 (COR)	1 (twice)
Long Rec.	58 (COR)	58 (Cornell '16)
Kick Returns	---	3 (SFU '14)
Long Kick Return	---	35 (Marist '15)

23 * Jordan MEACHUM, SO, RB

Category	2016 High	Career High
Carries	19 (VALPO)	19 (Valpo '16)
Rush Yds.	99 (VALPO)	99 (Valpo '16)
Long Run	17 (VALPO)	17 (Valpo '16)
Rush TDs	1 (VALPO)	1 (Valpo '16)
Receptions	2 (twice)	2 (twice)
Yards	24 (WAG)	24 (Wagner '16)
Rec. TDs	---	---
Long Rec.	18 (WAG)	18 (Wagner '16)
Kick Returns	2 (WAG)	2 (Wagner '16)
Long Kick Return	76 (COR)	76 (Cornell '16)
Punt Returns	1 (STET)	1 (Stetson '16)
Long Punt Return	4 (STET)	4 (Stetson '16)

25 * Nate CHAVIOUS, SR, RB

Category	2016 High	Career High
Carries	24 (COR)	24 (Cornell '16)
Rush Yds.	160 (COR)	160 (Cornell '16)
Long Run	52 (MAR)	56 (Wagner '15)
Rush TDs	2 (3 times)	3 (Wagner '15)
Receptions	2 (STET)	3 (twice)
Yards	17 (STET)	59 (Valpo '15)
Long Rec.	11 (STET)	40 (Duquesne '15)
Kick Returns	2 (MAR)	4 (twice)
Long Kick Return	99 (WAG)	99 (Wagner '16)

WIDE RECEIVERS

5 * Andrew O'NEILL, JR, WR

Category	2016 High	Career High
Receptions	6 (WAG)	7 (RMU '15)
Rec. Yds.	80 (WAG)	80 (Wagner '16)
Long Rec.	39 (COR)	55 (Marist '15)
Rec. TDs	1 (3 times)	1 (5 times)
Kick Returns	---	4 (twice)
Long Return	---	58 (Valpo '15)
Punt Returns	6 (VALPO)	6 (Valpo '16)
Long Punt Return	54 (SBU)	54 (SBU '16)

7 * Byron BARNEY, JR, WR

Category	2016 High	Career High
Receptions	5 (WAG)	3 (Wagner '16)
Rec. Yds.	103 (WAG)	47 (Wagner '16)
Long Rec.	42 (WAG)	34 (Wagner '16)
Rec. TDs	1 (twice)	1 (twice)

9 * Moses WEBB, SR, WR

Category	2016 High	Career High
Receptions	8 (VALPO)	8 (Valpo '16)
Rec. Yds.	94 (RMU)	159 (CCSU '14)
Long Rec.	68 (RMU)	68 (RMU '16)
Rec. TDs	1 (3 times)	1 (12 times)
Kick Returns	---	5 (Chowan '13)
Long Return	---	50 (Chowan '13)
Carries	2 (MAR)	3 (Delaware '14)
Rush Yards	14 (MAR)	12 (Assump '14)
Long Rush	13 (SBU)	12 (Assump '14)
Tackles	---	8 (Duquesne '15)
TFLs	---	1 (twice)
INTs	---	1 (Wagner '15)

H-BACKS/TIGHT ENDS

39 * Cole DUNCAN, SR, TE

Category	2016 High	Career High
Receptions	---	2 (STA '15)
Rec. Yds.	---	24 (SFU '14)
Long Rec.	---	27 (Fordham '14)

81 * Brandon ROBERTSON, SR, TE

Category	2016 High	Career High
Receptions	1 (COR)	2 (twice)
Rec. Yds.	11 (COR)	24 (Bucknell '14)
Long Rec.	11 (COR)	19 (Bucknell '14)

82 * Jaylin DEVEAU, JR, TE

Category	2016 High	Career High
Receptions	1 (3 times)	1 (3 times)
Rec. Yds.	19 (VALPO)	19 (Valpo '16)
Rec. TDs	1 (VALPO)	1 (Valpo '16)
Long Rec.	19 (VALPO)	19 (Valpo '16)

DEFENSE

48 * Andrew PATRIZIO, SO, DL

Category	2016 High	Career High
Tackles	4 (WAG)	4 (Wagner '16)
TFLs	2.0 (MAR)	2.0 (Marist '16)
Sacks	1.0 (twice)	1.0 (twice)

55 * Delvon ARTIS, SR, DL

Category	2016 High	Career High
Tackles	3 (SBU)	5 (DUQ '15)
TFLs	1 (STET)	2.5 (COR '15)
Sacks	1.0 (STET)	1.5 (COR '15)

56 * Ryan COTTRELL, SR, DE

Category	2016 High	Career High
Tackles	5 (twice)	9 (CCSU '15)
TFLs	1.5 (MAR)	3.0 (Lincoln '13)
Sacks	1.0 (twice)	2.0 (Lincoln '13)
INTs	---	1 (Wagner '14)

90 * Dylan ACKERSON, JR, DL

Category	2016 High	Career High
Tackles	5 (RMU)	8 (STA '15)
TFLs	1.5 (twice)	3.5 (STA '15)
Sacks	0.5 (MAR)	2.0 (STA '15)

98 * Robert STEFFE, SR, DL

Category	2016 High	Career High
Tackles	4 (twice)	4 (twice)
TFLs	2.0 (MAR)	2.0 (Marist '16)
Sacks	1.0 (SBU)	1.0 (SBU)

10 * Anthony MILONE, SR, LB

Category	2016 High	Career High
Tackles	6 (WAG)	6 (Wagner '16)
TFLs	---	---
Sacks	---	---
INTs	---	---

21 * Kevin SEARS, SO, DB/LB

Category	2016 High	Career High
Tackles	9 (WAG)	4 (Wagner '16)
TFLs	1.0 (3 times)	1.0 (3 times)
Sacks	1.0 (twice)	1.0 (twice)
INTs	1 (MAR)	1 (Marist '16)

30 * CJ PARVELUS, JR, LB

Category	2016 High	Career High
Tackles	13 (VALPO)	10 (Stetson '16)
TFLs	5.5 (VALPO)	5.5 (Valpo '16)
Sacks	1.0 (3 times)	1.0 (5 times)
INTs	---	1 (RMU '15)

42 * Kevin BARRY * SR, LB

Category	2016 High	Career High
Tackles	13 (STET)	13 (Stetson '16)
TFLs	3.0 (STET)	3.0 (Stetson '16)
Sacks	1.0 (STET)	2.0 (twice)
INTs	1 (SBU)	1 (twice)

44 * James RENTZ, SR, LB

Category	2016 High	Career High
Tackles	9 (RMU)	11 (COR '15)
TFLs	1.0 (twice)	4.0 (CCSU '15)
Sacks	---	3.5 (RMU '14)
INTs	---	1 (3 times)

2 * Brendon SLADE, JR, CB

Category	2016 High	Career High
Tackles	11 (COR)	11 (Cornell '16)
TFLs	---	---
Sacks	---	---
INTs	---	---

13 * Alec FINELLI, JR, S

Category	2016 High	Career High
Tackles	8 (twice)	8 (3 times)
TFLs	---	1.0 (DART '15)
Sacks	---	---
INTs	---	1 (3 times)

14 * Shawn RAMCHERAN, FR, CB

Category	2016 High	Career High
Tackles	5 (RMU)	5 (RMU '16)
TFLs	---	---
Sacks	---	---
INTs	---	---

16 * Mustapha NOIBI, JR, S

Category	2016 High	Career High
Tackles	5 (MAR)	8 (SFU '15)
TFLs	1.0 (twice)	1 (twice)
Sacks	---	---
INTs	---	1 (Bryant '15)

20 * Tim JOHNSON, SR, CB

Category	2016 High	Career High
Tackles	5 (SBU)	6 (Duquesne '15)
TFLs	---	---
Sacks	---	---
INTs	1 (COR)	1 (twice)

23 * Khaamal WHITAKER, SR, CB

Category	2016 High	Career High
Tackles	7 (STET)	7 (Stetson '16)
TFLs	0.5 (twice)	0.5 (twice)
Sacks	---	---
INTs	1 (twice)	1 (twice)

32 * Matt ILALIO, JR, S

Category	2016 High	Career High
Tackles	4 (twice)	11 (STA '15)
TFLs	1.0 (VALPO)	1.0 (twice)
Sacks	1.0 (VALPO)	1.0 (twice)
INTs	---	1 (Bryant '15)

37 * TaMaric WILSON, 5th-Yr, S

Category	2016 High	Career High
Tackles	7 (COR)	9 (Lafayette '14)
TFLs	1.0 (VALPO)	1.0 (5 times)
Sacks	---	1.0 (twice)
INTs	---	1 (3 times)

SPECIALISTS**6 * Alec FINNEY, SR, K**

Category	2016 High	Career High
Field Goals	1 (4 times)	2 (RMU '15)
Long FG	36 (COR)	42 (Lafayette '13)
Punts	8 (3 times)	11 (Bucknell '13)
Long Punt	51 (STET)	53 (Lincoln '13)

**FCS Coaches Poll
(Oct. 24)**

Team	Record	LW
1. Sam Houston State (21)	7-0	1
2. Jacksonville State (2)	6-1	2
3. Eastern Washington (1)	6-1	3
4. North Dakota St. (1)	6-1	4
5. James Madison (1)	6-1	5
6. Richmond	7-1	7
7. The Citadel	7-0	6
8. Chattanooga	7-1	8
9. Charleston Southern	4-2	9
10. South Dakota State	5-2	11
11. North Carolina A&T	6-1	14
12. North Dakota	6-2	16
13. Villanova	6-2	17
14. Youngstown State	5-2	12
15. Western Illinois	5-2	13
16. Montana	5-2	10
17. Cal Poly	5-2	T-18
18. Central Arkansas	6-1	T-18
19. Samford	6-1	20
20. Stony Brook	5-2	22
21. Grambling State	5-1	21
22. Eastern Illinois	5-3	15
23. Harvard	5-1	23
24. Lehigh	6-2	NR
25. South Dakota	4-3	NR

Also Receiving Votes: Tennessee State, New Hampshire, Liberty, Northern Iowa, Weber State, Wofford, Central Connecticut State, Northern Arizona, North Carolina Central, **Sacred Heart**, Albany, Fordham, San Diego, South Carolina State, Penn.

**Stats FCS Top-25 Poll
(Oct. 24)**

Team	Record	LW
1. Sam Houston State (120)	7-0	1
2. Jacksonville State (16)	6-1	2
3. Eastern Washington (18)	6-1	3
4. North Dakota St. (6)	6-1	4
5. The Citadel (3)	7-0	5
6. Richmond	7-1	6
7. South Dakota State	5-2	7
8. James Madison	6-1	8
9. Charleston Southern	4-2	9
10. Chattanooga	7-1	11
11. Villanova	6-2	16
12. North Carolina A&T	6-1	14
13. Western Illinois	5-2	12
14. Cal Poly	5-2	17
15. Youngstown State	5-2	13
16. Montana	5-2	10
17. North Dakota	6-2	19
18. Coastal Carolina	5-2	17
19. Central Arkansas	6-1	20
20. Samford	6-1	21
21. Grambling State	5-1	22
22. Stony Brook	5-2	24
23. Eastern Illinois	5-3	15
24. Harvard	5-1	NR
25. Tennessee State	5-2	25

Also Receiving Votes: **Sacred Heart**, Lehigh, New Hampshire, Weber State, Northern Iowa, South Dakota, Albany, Fordham, Montana State, North Carolina Central, Maine, Northern Arizona, Penn, San Diego, Wofford, Liberty, Illinois State, Southeastern Louisiana, Wagner, Saint Francis U, UT Martin, McNeese State, Kennesaw State.

PIONEER TWO-DEEP ROSTER - Week 9 vs Saint Francis U

OFFENSE

QB	12	RJ Noel	5th-Year	6-1/190
	10	Kevin Duke	Junior	5-11/190
WR	5	Andrew O'Neill	Junior	5-11/175
	26	RJ Trimble-Edwards	Freshman	6-1/210
WR	9	Moses Webb	5th-Year	5-9/170
	17	Marquis Harper	Senior	5-8/175
WR	7	Byron Barney	Junior	6-1/190
	11	Lawrence Nembhard	Senior	6-0/200
LT	73	Sean Peters	Senior	6-4/285
	64	Michael Montemurro	Junior	6-2/270
LG	75	Sean Merrill	Senior	6-4/300
	74	Josh Sokol	Freshman	6-3/275
C	79	Brad Tiernan	Senior	6-2/300
	77	Eric Trickett	Sophomore	6-2/300
RG	54	Knikeem Lewis	Sophomore	6-3/285
	65	Anthony DelleFave	Sophomore	6-1/280
RT	72	Andrew Starr	Sophomore	6-5/300
	70	Kieran Glynn	Freshman	6-3/295
TE	81	Brandon Robertson	Senior	6-2/220
	82	Jaylin Deveau	Junior	6-3/230
RB	8	Ose Imeokparia	Senior	5-10/180
	25	Nate Chavious	Senior	5-9/185

DEFENSE

DE	56	Ryan Cottrell	Senior	6-4/260
	48	Andrew Patrizio	Sophomore	6-2/215
NT	68	Ben Castellano	Senior	5-11/265
	91	Alton Lacks	Freshman	6-1/263
DT	98	Robert Steffe	Senior	6-2/275
	94	Tyler Beauchesne	Senior	6-3/265
DE	44	James Rentz	Senior	6-2/245
	90	Dylan Ackerson	Junior	6-1/250
OLB	21	Kevin Sears	Sophomore	6-0/195
	31	Mickey Haller	Junior	6-0/190
MLB	30	CJ Parvelus	Junior	6-0/215
	34	Hunter Hatlee	Junior	6-0/235
OLB	42	Kevin Barry	Senior	6-0/220
	10	Anthony Milone	Senior	5-10/215
CB	23	Khaamal Whitaker	Senior	5-9/180
	2	Brendon Slade	Junior	6-1/175
SS	37	TaMaric Wilson	5th-Year	5-11/190
	32	Matt Ilalio	Junior	5-9/205
FS	13	Alec Finelli	Junior	6-1/210
	16	Mustapha Noibi	Junior	6-1/200
CB	20	Tim Johnson	Senior	5-10/170
	14	Shawn Ramcheran	Freshman	5-10/170

SPECIAL TEAMS

K	6	Alec Finney	Senior	6-1/195	KO	8	Josh Freiria	Junior	5-10/190
	8	Josh Freiria	Junior	5-10/190		6	Alec Finney	Senior	6-1/195
PR	5	Andrew O'Neill	Junior	5-11/175	KR	25	Nate Chavious	Junior	5-9/185
	23	Jordan Meachum	Sophomore	5-8/190		23	Jordan Meachum	Sophomore	5-8/190
P	6	Alec Finney	Senior	6-1/195	LS	46	Jake Davis	Junior	6-1/220
	8	Josh Freiria	Junior	5-10/190		19	Mike Whalen	Junior	5-10/200

PRONUNCIATIONS

8	O-see IM-ee-oh-par-ee-uh
8	Josh FRAYR-ee-uh
12	RJ NO-el
17	mar-KEE Harper
25	Nate CHAY-vee-us
82	Jaylin duh-VOH

10	Anthony Mi-lone
14	Shawn RAM-sheer-AHN
16	Mustapha no-EE-bee
30	CJ PAR-vel-us (like marvelous)
32	Matt ill-LA-lee-oh
48	Andrew pa-TREE-zee-o
55	DELL-von Artis
56	Ryan cuh-TRELL
90	Dylan Ack-err-son
94	Tyler BO-shane

2016 Sacred Heart University Numerical Roster (Complete)							No. Name	POS
#	Name	Yr.	Pos.	Ht./Wt.	Hometown/High School (Last School)			
2	Brendon Slade	JR	DB	6-1/175	Philadelphia, Pa./Delsea Regional		90 Ackerson, Dylan	DL
3	Andrew Roach	JR	DB	6-0/190	Upper Marlboro, Md./Arundel Senior		92 Agyemang, Chris	DL
3	Eli Terry	SO	RB	6-0/220	Jersey City, N.J./St. Anthony's		55 Artis, Delvon	LB
4	Jay Croom	SR	RB	5-10/210	Tallahassee, Fla./Lawton Chiles		18 Bailey, Austin	DB
5	Andrew O'Neill	JR	WR	5-11/175	Sewell, N.J./Washington Twp.		7 Barney, Byron	WR
6	Dhameer Bradley	JR	WR	5-10/180	New Castle, Del./Eastern Christian (UConn)		42 Barry, Kevin	LB
6	Alec Finney	SR	K	6-1/195	Reading, Pa./Exeter Twp.		94 Beauchesne, Tyler	DL
7	Byron Barney	JR	WR	6-1/190	Ellicott City, Md./Atholton		60 Becker, Ryan	OL
8	Josh Freiria	JR	K	5-10/190	Miami, Fla./Davie (Florida Atlantic)		11 Bloshuk, Paul	QB
8	Ose Imeokparia	SR	RB	5-10/180	New Castle, Del./Northfield Mt. Hermon		6 Bradley, Dhameer	WR
9	Moses Webb	5th	WR	5-9/170	Manassas, Va./Bishop Ireton		38 Burke, Sean	LB
9	Shea Olayos	SO	QB	6-2/175	Shelton, Conn./Notre Dame Fairfield		22 Camacho, Caleb	DB
10	Kevin Duke	JR	QB	5-11/180	Wappinger Falls, N.Y./Roy C. Ketcham		89 Camp, Darnae	WR
10	Anthony Milone	SR	LB	5-11/215	Closter, N.J./Northern Valley Demarest		26 Casey, Drew	DB
11	Paul Bloshuk	FR	QB	6-0/180	Tarrytown, N.Y./Sleepy Hollow		68 Castellano, Ben	DL
11	Lawrence Nembhard	SR	WR	6-0/200	West Hartford, Conn./Hall		25 Chavious, Nate	RB
12	RJ Noel	SR	QB	6-1/190	Lowell, Mass./Lowell		19 Content, Cedric	DB
12	Michael Juliano	FR	K	5-11/175	Linwood, N.J./Mainland Regional		56 Cottrell, Ryan	DL
13	Zachary McCartney	JR	K/P	6-1/150	Pt. Pleasant Beach, N.J./Pt. Pleasant Beach		4 Croom, Jay	RB
13	Alec Finelli	JR	S	6-1/210	Eastampton, N.J./Rancocas Valley		76 Cuddahy, Ed	OL
14	John Phelan	FR	QB	6-1/200	Bridgewater, N.J./Immaculata		37 Daly, Kevin	K
14	Shawn Ramcheran	FR	DB	5-10/170	Matawan, N.J./Matawan Aberdeen Regional		46 Davis, Jake	LB
15	Mike Fallon	FR	QB	6-3/180	Milton, Mass./Milton		65 DelleFave, Anthony	OL
15	Aaron Thompson	FR	DB	6-3/200	Englewood, N.J./Paramus Catholic		93 DeMoura, Nick	DL
16	Mustapha Noibi	JR	S	6-1/200	Far Rockaway, N.Y./Robert E. Fitch		82 Deveau, Jaylin	TE
16	Mike Stapert	FR	WR	6-5/190	East Brunswick, N.J./St. John Vianney		24 DiGiorgi, Frank	DB
17	Marquis Harper	SR	WR	5-8/185	Riverside, R.I./Providence Country Day		28 Dolbrice, Juwan	DB
17	Elijah Pierson	FR	DB	5-10/165	Piscataway, N.J./Piscataway (Loomis Chaffee)		80 Driscoll, Del	TE
18	Matthew Du Pilka	JR	QB	6-0/200	Hyde Park, N.Y./FDR		80 Driscoll, Del	TE
18	Austin Bailey	SO	DB	5-11/180	Stockholm, N.J./Pope John XXIII		18 Du Pilka, Matthew	QB
19	Cedric Content	FR	DB				10 Duke, Kevin	QB
19	Mike Whalen	SO	WR	5-10/200	Branford, Conn./Hamden Hall		39 Duncan, Cole	TE
20	Tim Johnson	JR	CB	5-10/170	Lexington, Mass./Boston College HS		85 Everton, Matt	WR
20	Imamu Mayfield	FR	RB	5-8/205	Freehold, N.J./The Hun School		15 Fallon, Mike	QB
21	Sean Mefford	FR	RB	5-10/170	Butler, N.J./Butler		83 Farrell, Ryan	WR
21	Kevin Sears	SO	DB	6-0/195	Long Valley, N.J./West Morris Central		53 Favorito, Vincent	DE
22	Caleb Camacho	SR	DB	6-0/180	New London, Conn./New London		45 Ferraro, Pat	FB
22	Khalil Walker-Eldridge	FR	RB	5-6/160	Randolph, Mass./Catholic Memorial School		13 Finelli, Alec	S
23	Jordan Meachum	SO	RB	5-8/190	LaMott, Pa./LaSalle College HS		6 Finney, Alec	K
23	Khaamal Whitaker	SR	DB	5-9/180	Camp Springs, Md./St. Stephen's (Dean)		71 Fraga, Brian	OL
24	Frank DiGiorgi	SR	DB	6-0/180	Bronx, N.Y./Fordham Prep		8 Freiria, Josh	K
25	Nate Chavious	JR	RB	5-9/185	Bellport, N.Y./Bellport		78 Gardner, Logan	DL
25	Denzel Williams	FR	DB	6-0/182	Centereach, N.Y./Centereach		27 Garvin, Seth	DB
26	Drew Casey	FR	DB	6-0/190	Lake Orion, Mich./Lake Orion		70 Glynn, Kieran	OL
26	RJ Trimble-Edwards	FR	WR	6-1/218	Cold Spring, N.Y./Don Bosco Prep (Army Prep)		84 Gustafsson, Martin	TE
27	Seth Garvin	FR	DB	5-11/180	Melville, N.Y./Half Hollow Hills East		31 Haller, Mickey	LB
28	Juwan Dolbrice	FR	DB	6-0/190	Linden, N.J./The Peddie School		17 Harper, Marquis	WR
28	Tyler Toussaint	FR	WR	6-1/192	Bellmore, N.Y./Chaminade		34 Hatlee, Hunter	LB
29	Noah Provenzano	SO	DB	6-0/175	West Milford, N.J./West Milford		47 Hayes, Chris	DL
30	CJ Parvelus	JR	LB	6-0/215	Everett, Mass./Everett		38 Hickman, Mark	DB
31	Mickey Haller	JR	LB	6-0/190	Loyalsock, Pa./Loyalsock		32 Ilalio, Matt	DB
31	Teddy Mitchell	FR	WR	6-0/170	Red Bank, N.J./Red Bank Regional		8 Imeokparia, Ose	RB
32	Matt Ilalio	SO	DB	5-9/205	Anchorage, Alaska/Phillips Andover		20 Johnson, Tim	CB
33	Phil Sampson	SO	LB	6-2/225	Franklinville, N.J./Delsea Regional		12 Juliano, Michael	K
34	Hunter Hatlee	JR	LB	6-0/235	Wernersville, Pa./Wilson		91 Lacks, Alton	DL
34	Isaiah Walters	FR	LB	6-1/195	Dumont, N.J./Dumont		68 LaDolce, Christian	OL
35	Christian Nigro	FR	WR	5-10/200	Elmsford, N.Y./Iona Prep		62 Lawson, Joe	OL
35	Julian Spain	SO	RB	5-9/225	Montclair, N.J./Seton Hall Prep		54 Lewis, Knikeem	OL
36	Kevin Small	SR	LB	5-10/210	Los Alamitos, Calif./Los Alamitos		40 Lukert, Pat	LB
36	Claudio Robiglio	FR	K	5-11/190	Massapequa Park, N.Y./St. Anthony's		20 Mayfield, Imamu	RB
37	Kevin Daly	JR	K	6-2/185	Somers, N.Y./Kennedy Catholic (Rutgers)			


2016 Sacred Heart University Numerical Roster (Complete)

#	Name	Yr.	Pos.	Ht./Wt.	Hometown/High School (Last School)	No, Name	POS
37	TaMaric Wilson	5th	S	5-11/190	Alexandria, Va./West Potomac	13 McCartney, Zachary	K/P
38	Sean Burke	FR	LB	5-9/195	West Islip, N.Y./West Islip	23 Meachum, Jordan	RB
38	Mark Hickman	FR	DB	6-0/180	Ellington, Conn./Ellington	21 Mefford, Sean	RB
39	Cole Duncan	SR	TE	6-2/235	Millersville, Md./Severna Park	51 Merejo, Anthony	LB
40	Pat Lukert	FR	LB	6-2/210	Odessa, Fla./Steinbrenner	75 Merrill, Sean	OL
41	Max Trudeau	JR	LB	6-0/220	Old Greenwich, Conn./Fairfield Prep	10 Milone, Anthony	LB
42	Kevin Barry	SR	LB	6-1/220	River Edge, N.J./River Dell	31 Mitchell, Teddy	WR
43	Alex Roman	FR	LB	5-11/210	Frenchtown, N.J./Notre Dame	64 Montemurro, Michael	OL
44	James Rentz	SR	LB	6-2/245	St. Augustine, Fla./St. Augustine	88 Morin, Austin	WR
45	Pat Ferraro	SO	FB	6-1/225	Manahawkin, N.J./Southern Regional	11 Nembhard, Lawrence	WR
46	Jake Davis	JR	LB	6-1/220	Sparta, N.J./Sparta	35 Nigro, Christian	WR
47	Chris Hayes	FR	DL	6-1/240	Brick, N.J./Brick Memorial	12 Noel, RJ	QB
48	Andrew Patrizio	SO	DE	6-2/215	Hillsborough, N.J./Hillsborough	16 Noibi, Mustapha	S
48	Nick Panucci	FR	LB	6-2/215	Brewster, N.Y./Brewster	5 O'Neill, Andrew	WR
49	Billy Ritchey	FR	TE	6-3/240	Langhorne, Pa./Neshaminy	9 Olayos, Shea	QB
50	Paul Stanton	JR	DT	6-1/265	Marmora, N.J./Ocean City	48 Panucci, Nick	LB
51	Anthony Merejo	JR	LB	6-3/210	Ridgewood, N.J./Ridgewood	30 Parvelus, CJ	LB
53	Vincent Favorito	JR	DE	6-3/235	Montvale, N.J./Pascack Hills	48 Patrizio, Andrew	DE
54	Knikeem Lewis	SO	OL	6-3/285	Mays Landing, N.J./St. Joseph's	87 Peras Jr., Jeffrey	TE
55	Delvin Artis	SR	LB	6-2/225	Newark, N.J./Malcolm Shabazz	73 Peters, Sean	OL
56	Ryan Cottrell	SR	DL	6-4/260	Montvale, N.J./Blair Academy	14 Phelan, John	QB
57	Mike Wilen	FR	DL	6-1/210	Colts Neck, N.J./Red Bank Catholic	17 Pierson, Elijah	DB
60	Ryan Becker	SO	OL	6-6/315	New Canaan, Conn./New Canaan	97 Polinsky, Brett	DL
62	Joe Lawson	FR	OL	6-4/295	Toms River, N.J./Northern Guilford	29 Provenzano, Noah	DB
64	Michael Montemurro	JR	OL	6-2/270	Berlin, N.J./Eastern Regional	86 Pryor, Ben	WR
65	Anthony DelleFave	SO	OL	6-2/265	Emerson, N.J./St. Joseph Regional	14 Ramcheran, Shawn	DB
66	Alex Trapasso	FR	OL	6-2/270	Brick, N.J./Brick Township	44 Rentz, James	LB
68	Ben Castellano	SR	DL	5-11/265	Strafford, N.H./R.W. Traip Academy	49 Ritchie, Billy	TE
68	Christian LoDolce	SO	OL	6-3/250	Harrison, N.Y./Harrison	3 Roach, Andrew	DB
70	Kieran Glynn	FR	OL	6-3/295	Miller Place, N.Y./Miller Place	81 Robertson, Brandon	TE
71	Brian Fraga	FR	OL	6-6/300	Essex, Mass./Governors Academy	36 Robiglio, Claudio	K
72	Andrew Starr	SO	OL	6-5/300	Norwalk, Conn./Brien McMahon	43 Roman, Alex	LB
73	Sean Peters	SR	OL	6-4/285	North Attleboro, Mass./North Attleboro	33 Sampson, Phil	LB
74	Josh Sokol	FR	OL	6-3/275	Hopkinton, Mass./Hopkinton	21 Sears, Kevin	DB
75	Sean Merrill	SR	OL	6-4/288	Wallingford, Conn./Sheehan	2 Slade, Brendon	DB
76	Ed Cuddahy	FR	OL	6-4/260	Leominster, Mass./Leominster	36 Small, Kevin	LB
77	Eric Trickett	SO	OL	6-2/270	Everett, Mass./Everett	74 Sokol, Josh	OL
78	Logan Gardner	FR	DL	6-1/285	Rutleford, N.J./St. Mary	35 Spain, Julian	RB
79	Brad Tiernan	SR	OL	6-3/285	Stratham, N.H./Exeter	50 Stanton, Paul	DT
80	Del Driscoll	FR	TE	6-5/230	Townsend, Mass./Chelmsford	16 Stapert, Mike	WR
81	Brandon Robertson	SR	TE	6-2/220	Montville, Conn./Montville	72 Starr, Andrew	OL
82	Jaylin Deveau	JR	TE	6-3/225	Haverhill, Mass./Whittier Tech	98 Steffe, Robert	DL
83	Ryan Farrell	JR	WR	5-11/180	Stratford, Conn./Bunnell	3 Terry, Eli	RB
84	Martin Gustafsson	SO	TE	6-2/215	Bradenton, Fla./Cheshire Academy	15 Thompson, Aaron	DB
85	Matt Everton	FR	WR	5-8/175	North Attleboro, Mass./Bishop Feehan	79 Tiernan, Brad	OL
86	Ben Pryor	FR	WR	6-0/195	Burlington, Conn./St. Paul Catholic	30 Toussaint, Tyler	WR
87	Jeffrey Peras, Jr.	SR	TE	6-4/255	Salem, Mass./Marblehead	66 Trapasso, Alex	OL
88	Austin Morin	FR	WR	6-0/175	Southington, Conn./Southington	77 Trickett, Eric	OL
89	Darnae Camp	FR	WR	5-11/175	Whitesboro, N.Y./Whitesboro	26 Trimble-Edwards, RJ	WR
90	Dylan Ackerson	JR	DL	6-1/250	Hoover, Ala./Hoover	41 Trudeau, Max	LB
91	Alton Lacks	FR	DL	6-1/263	Owings Mills, Md./McDonogh School	22 Walker-Eldridge, Khalil	RB
92	Chris Agyemang	FR	DL	6-4/240	Billerica, Mass./Proctor Academy (NH)	35 Walters, Isaiah	LB
93	Nick DeMoura	FR				9 Webb, Moses	WR
94	Tyler Beauchesne	SR	DL	6-3/265	Townsend, Mass./Fork Union	19 Whalen, Mike	WR
96	Dan Wilen	SO	DL	6-2/245	Colts Neck, N.J./Red Bank Catholic	23 Whitaker, Khaamal	DB
97	Brett Polinsky	SR	DL	6-0/275	Minersville, Pa./Minersville Area	96 Wilen, Dan	DL
98	Robert Steffe	SR	DL	6-4/275	Monroe Twp., N.J./Monroe Twp.	57 Wilen, Mike	LB
						37 Wilson, TaMaric	S

GAME 1

Sept. 3, 2016 • DeLand, Fla.

Final

	Sacred Heart	6	0	6	6	18
	Stetson	7	7	0	0	14

Spec Martin Memorial Stadium - Attendance: 4,114

TEAM STATISTICS

	SHU	STET
FIRST DOWNS	16	17
Rushing	6	5
Passing	8	9
Penalty	2	3
NET YARDS RUSHING	227	70
Rushing Attempts	40	30
Average Per Rush	5.7	2.3
Rushing Touchdowns	1	1
Yards Gained Rushing	241	105
Yards Lost Rushing	14	35
NET YARDS PASSING	172	225
Completions-Attempts-Int	16-34-0	22-38-0
Average Per Attempt	5.1	5.9
Average Per Completion	10.8	10.2
Passing Touchdowns	2	1
TOTAL OFFENSE YARDS	399	295
Total offense plays	74	68
Average Gain Per Play	5.4	4.3
Fumbles: Number-Lost	0-0	1-1
Penalties: Number-Yards	10-139	9-99
PUNTS-YARDS	9-331	7-257
Average Yards Per Punt	36.8	36.7
Net Yards Per Punt	31.7	34.0
Inside 20	4	0
50+ Yards	1	0
Touchbacks	2	0
Fair catch	1	3
KICKOFFS-YARDS	4-190	3-154
Average Yards Per Kickoff	47.5	51.3
Net Yards Per Kickoff	30.5	43.7
Touchbacks	0	0
Punt returns: Number-Yards-TD	2-19-0	1-6-0
Average Per Return	9.5	6.0
Kickoff returns: Number-Yds-TD	1-23-0	3-68-0
Average Per Return	23.0	22.7
Interceptions: Number-Yds-TD	0-0-0	0-0-0
Fumble Returns: Number-Yds-TD	0-0-0	0-0-0
Miscellaneous Yards	0	0
Possession Time	34:17	25:43
1st Quarter	7:51	7:09
2nd Quarter	6:53	8:07
3rd Quarter	10:41	4:19
4th Quarter	8:52	6:08
Third-Down Conversions	7 of 19	5 of 16
Fourth-Down Conversions	1 of 1	0 of 2
Red-Zone Scores-Chances	1-3	2-3
Touchdowns	1-3	2-3
Field goals	0-3	0-3
Sacks By: Number-Yards	2-18	1-2
PAT Kicks	0-1	2-2
Field Goals	0-2	0-1
Points off turnovers	0	0

SCORING SUMMARY

Team	Qtr.	Time	Scoring Play	Pl.	TOP	Score
STET	1st	8:53	Mazza 2 yd. run (Amick kick)	4-45	1:36	0-7
SHU	1st	2:20	Noel 34 yd. pass to Barney (Finney kick blocked)	8-65	2:58	6-7
STET	2nd	2:51	DeFilippo 22 yd. pass to Parham (Amick kick)	13-96	4:58	6-14
SHU	3rd	1:20	Noel 17 yd. pass to O'Neill (2-pt. conversion failed)	13-55	5:31	12-14
SHU	4th	14:38	Imeokparia 80 yd. run (2-pt. conversion failed)	1-80	0:13	18-14

STATISTICAL LEADERS

Sacred Heart (1-0)

PASSING	C-A-I	Yds	TD	Long	Sack
Noel	16-34-0	176	2	34	1
RUSHING	Att.	Yds	TD	Long	Avg.
Imeokparia	13	112	1	80	8.6
Chavious	9	74	0	33	8.2
Noel	11	30	0	9	2.7
Croom	4	10	0	5	2.5
Webb	1	4	0	4	4.0
Team	1	-1	0	0	-1.0
Meachum	1	-2	0	0	-2.0
TOTALS	40	227	1	80	5.7

RECEIVING	No.	Yds	TD	Long
O'Neill	5	43	1	17
Webb	4	47	0	22
Barney	3	47	1	34
Chavious	2	17	0	11
Harper	1	15	0	15
Imeokparia	1	3	0	3
TOTALS	16	172	2	34

Stetson (0-1)


PASSING	C-A-I	Yds	TD	Long	Sack
DeFilippo	22-38-0	225	1	54	2
RUSHING	Att.	Yds	TD	Long	Avg.
Mazza	16	49	1	12	3.1
Brown	9	37	0	12	4.1
Yonker	1	2	0	2	2.0
Team	1	-1	0	0	-1.0
DeFilippo	3	-17	0	1	-5.7
TOTALS	30	70	1	12	2.3

RECEIVING	No.	Yds	TD	Long
Parham	5	72	1	28
Jerozal	5	24	0	12
Moore	4	70	0	54
Mazza	3	7	0	7
Wright	2	36	0	27
Yonker	2	6	0	4
Brown	1	10	0	10
TOTALS	22	225	1	54

GAME 2

Sept. 10, 2016 • Fairfield, Conn.

Final

	Valparaiso	7	7	0	0	14
	Sacred Heart	7	28	7	0	42

Campus Field - Attendance: 2,406

TEAM STATISTICS

	VALPO	SHU
FIRST DOWNS	16	27
Rushing	2	16
Passing	11	9
Penalty	3	2
NET YARDS RUSHING	11	279
Rushing Attempts	26	52
Average Per Rush	0.4	5.4
Rushing Touchdowns	0	4
Yards Gained Rushing	55	290
Yards Lost Rushing	44	11
NET YARDS PASSING	210	212
Completions-Attempts-Int	22-43-1	16-27-1
Average Per Attempt	4.9	7.9
Average Per Completion	9.5	13.2
Passing Touchdowns	2	2
TOTAL OFFENSE YARDS	221	491
Total offense plays	69	79
Average Gain Per Play	3.2	6.2
Fumbles: Number-Lost	0-0	2-0
Penalties: Number-Yards	5-44	4-45
PUNTS-YARDS	9-404	4-113
Average Yards Per Punt	44.9	28.2
Net Yards Per Punt	34.0	23.2
Inside 20	1	0
50+ Yards	2	0
Touchbacks	1	1
Fair catch	1	2
KICKOFFS-YARDS	3-151	7-402
Average Yards Per Kickoff	50.3	57.4
Net Yards Per Kickoff	27.0	37.1
Touchbacks	0	0
Punt returns: Number-Yards-TD	0-0-0	6-78-0
Average Per Return	0.0	13.0
Kickoff returns: Number-Yds-TD	7-142-0	3-70-0
Average Per Return	20.3	23.3
Interceptions: Number-Yds-TD	1-18-0	1-7-0
Fumble Returns: Number-Yds-TD	0-0-0	0-0-0
Miscellaneous Yards	0	0
Possession Time	29:35	30:25
1st Quarter	8:07	6:53
2nd Quarter	7:52	7:08
3rd Quarter	7:16	7:44
4th Quarter	6:20	8:40
Third-Down Conversions	3 of 15	7 of 14
Fourth-Down Conversions	0 of 1	0 of 3
Red-Zone Scores-Chances	1-1	4-4
Touchdowns	1-1	4-4
Field goals	0-1	0-4
Sacks By: Number-Yards	1-6	5-31
PAT Kicks	2-2	6-6
Field Goals	0-1	0-0
Points off turnovers	7	7

SCORING SUMMARY

Team	Qtr.	Time	Scoring Play	Pl.	TOP	Score
SHU	1st	10:06	Noel 16 yd. run (Finney kick)	7-59	2:35	0-7
VALPO	1st	7:56	Seewald 36 yd. pass to Rene (Simpson kick)	7-77	2:06	7-7
SHU	2nd	13:56	Meachum 1 yd. run (Finney kick)	6-70	1:35	7-14
SHU	2nd	11:18	Imeokparia 25 yd. run (Finney kick)	3-68	0:43	7-21
SHU	2nd	7:47	Noel 19 yd. pass to Deveau (Finney kick)	7-73	2:22	7-28
SHU	2nd	5:17	Noel 32 yd. pass to Barney (Finney kick)	3-37	0:36	7-35
VALPO	2nd	2:07	Seewald 5 yd. pass to Norberg (Simpson kick)	3-27	1:00	14-35
SHU	3rd	12:01	Croom 6 yd. run (Finney kick)	8-51	2:52	14-42

STATISTICAL LEADERS

Sacred Heart (2-0)

PASSING	C-A-I	Yds	TD	Long	Sack
Noel	15-24-1	212	2	32	1
Duke	1-3-0	2	0	2	0
TOTALS	16-27-1	214	2	32	1

RUSHING	Att.	Yds	TD	Long	Avg.
Meachum	19	99	1	17	5.2
Imeokparia	8	67	1	25	8.4
Noel	7	42	1	16	6.0
Chavious	6	36	0	11	6.0
Croom	7	23	1	8	3.3
Duke	4	13	0	9	3.2
Team	1	-1	0	0	-1.0
TOTALS	52	279	4	25	5.4

RECEIVING	No.	Yds	TD	Long
Webb	8	75	0	18
O'Neill	3	41	0	32
Barney	1	32	1	32
Imeokparia	1	27	0	27
Deveau	1	19	1	19
Chavious	1	17	0	17
Croom	1	1	0	1
TOTALS	16	212	2	32

Valparaiso (0-2)

PASSING	C-A-I	Yds	TD	Long	Sack
Seewald	14-29-1	137	2	36	5
Clarke	7-13-0	69	0	27	0
Stokes	1-1-0	4	0	4	0
TOTALS	22-43-1	210	2	36	5

RUSHING	Att.	Yds	TD	Long	Avg.
Earley	3	12	0	6	4.0
Cartales	3	8	0	3	2.7
Clarke	1	5	0	5	5.0
Morgan	12	3	0	4	0.2
Boxrucker	1	-1	0	0	-1.0
Seewald	6	-16	0	15	-2.7
TOTALS	26	11	0	15	0.4

RECEIVING	No.	Yds	TD	Long
Moore	4	61	0	27
Rene	3	64	1	36
Shea	3	27	0	13
Morgan	3	13	0	17
Dugan	3	8	0	5
Sutter	2	18	0	11
Norberg	2	14	1	5
Cartales	2	5	0	7
TOTALS	22	210	2	36

GAME 3

Sept. 17, 2016 • Fairfield, Conn.

Final



Marist	3	3	0	0	6
Sacred Heart	0	14	10	7	31

Campus Field - Attendance: 3,293

TEAM STATISTICS

	MAR	SHU
FIRST DOWNS	16	17
Rushing	4	14
Passing	8	3
Penalty	4	0
NET YARDS RUSHING	21	339
Rushing Attempts	29	56
Average Per Rush	0.7	6.1
Rushing Touchdowns	0	3
Yards Gained Rushing	95	345
Yards Lost Rushing	74	6
NET YARDS PASSING	210	104
Completions-Attempts-Int	13-48-1	12-26-1
Average Per Attempt	4.4	4.0
Average Per Completion	16.2	8.7
Passing Touchdowns	0	1
TOTAL OFFENSE YARDS	231	443
Total offense plays	77	82
Average Gain Per Play	3.0	5.4
Fumbles: Number-Lost	1-1	2-1
Penalties: Number-Yards	7-40	13-139
PUNTS-YARDS	8-312	8-323
Average Yards Per Punt	39.0	40.4
Net Yards Per Punt	35.1	36.6
Inside 20	1	3
50+ Yards	0	0
Touchbacks	1	0
Fair catch	2	1
KICKOFFS-YARDS	3-178	6-329
Average Yards Per Kickoff	59.3	54.8
Net Yards Per Kickoff	48.3	38.5
Touchbacks	0	0
Punt returns: Number-Yards-TD	5-30-0	4-11-0
Average Per Return	6.0	2.8
Kickoff returns: Number-Yds-TD	6-98-0	2-33-0
Average Per Return	16.3	16.5
Interceptions: Number-Yds-TD	1-0-0	1-8-0
Fumble Returns: Number-Yds-TD	0-0-0	0-0-0
Miscellaneous Yards	0	0
Possession Time	24:52	35:08
1st Quarter	7:40	7:20
2nd Quarter	5:38	9:22
3rd Quarter	4:54	10:06
4th Quarter	6:40	8:20
Third-Down Conversions	5 of 19	6 of 18
Fourth-Down Conversions	0 of 3	1 of 2
Red-Zone Scores-Chances	0-1	5-6
Touchdowns	0-1	4-6
Field goals	0-1	1-6
Sacks By: Number-Yards	1-5	5-26
PAT Kicks	0-0	4-4
Field Goals	2-2	1-1
Points off turnovers	3	14

SCORING SUMMARY

Team	Qtr.	Time	Scoring Play	Pl.	TOP	Score
MARIST	1st	1:18	Maccarone 39 yd. FG	10-67	2:35	3-0
MARIST	2nd	7:34	Maccarone 39 yd. FG	6-44	1:16	6-0
SHU	2nd	3:17	Croom 3 yd. run (Finney kick)	7-43	2:06	6-7
SHU	2nd	0:32	Chavious 2 yd. run (Finney kick)	5-25	1:46	6-14
SHU	3rd	12:48	Noel 4 yd. pass to Webb (Finney kick)	8-65	2:12	6-21
SHU	3rd	5:35	Finney 30 yd. FG	10-74	4:56	6-24
SHU	4th	1:23	Chavious 1 yd. run (Finney kick)	9-80	5:21	6-31

STATISTICAL LEADERS

Sacred Heart (3-0)

PASSING	C-A-I	Yds	TD	Long	Sack
Noel	12-26-1	104	1	28	1

RUSHING	Att.	Yds	TD	Long	Avg.
Chavious	16	125	2	52	7.8
Imeokparia	19	86	0	11	4.5
Noel	9	82	0	29	9.1
Croom	5	19	1	6	3.8
Webb	2	14	0	7	7.0
Meachum	5	13	0	5	2.6
TOTALS	56	339	3	52	6.1

RECEIVING	No.	Yds	TD	Long
Webb	6	68	1	28
Imeokparia	2	4	0	6
O'Neill	1	23	0	23
Meachum	1	9	0	9
Barney	1	3	0	3
Chavious	1	-3	0	0
TOTALS	12	104	1	28

Marist (0-3)

PASSING	C-A-I	Yds	TD	Long	Sack
White	13-48-1	210	0	51	4


RUSHING	Att.	Yds	TD	Long	Avg.
Calhoun	15	36	0	16	2.4
Gagnon	2	7	0	8	3.5
White	10	4	0	16	0.4
Team	2	-26	0	0	-13.0
TOTALS	29	21	0	16	0.7

RECEIVING	No.	Yds	TD	Long
Christian	5	123	0	51
Calhoun	5	39	0	11
Jordan	2	31	0	23
Dickens	1	17	0	17
TOTALS	13	210	0	51

GAME 4

Sept. 24, 2016 • Stony Brook, N.Y.

Final

	Sacred Heart	7	3	14	14	38
	#20/24 Stony Brook	7	3	0	0	10

Kenneth P. LaValle Stadium - Attendance: 7,833

TEAM STATISTICS

	SHU	SBU
FIRST DOWNS	20	11
Rushing	9	4
Passing	9	5
Penalty	2	2
NET YARDS RUSHING	172	144
Rushing Attempts	44	41
Average Per Rush	3.9	3.5
Rushing Touchdowns	3	1
Yards Gained Rushing	181	178
Yards Lost Rushing	9	34
NET YARDS PASSING	205	97
Completions-Attempts-Int	20-29-0	8-21-2
Average Per Attempt	7.1	4.6
Average Per Completion	10.2	12.1
Passing Touchdowns	1	0
TOTAL OFFENSE YARDS	377	241
Total offense plays	73	62
Average Gain Per Play	5.2	3.9
Fumbles: Number-Lost	0-0	2-1
Penalties: Number-Yards	7-80	6-59
PUNTS-YARDS	8-311	8-353
Average Yards Per Punt	38.9	44.1
Net Yards Per Punt	34.4	35.8
Inside 20	4	2
50+ Yards	1	1
Touchbacks	1	0
Fair catch	0	3
KICKOFFS-YARDS	5-179	3-177
Average Yards Per Kickoff	35.8	59.0
Net Yards Per Kickoff	27.2	39.7
Touchbacks	0	0
Punt returns: Number-Yards-TD	3-67-0	2-16-0
Average Per Return	22.3	8.0
Kickoff returns: Number-Yds-TD	3-58-0	3-43-0
Average Per Return	19.3	14.3
Interceptions: Number-Yds-TD	2-44-1	0-0-0
Fumble Returns: Number-Yds-TD	0-0-0	0-0-0
Miscellaneous Yards	0	0
Possession Time	31:14	28:46
1st Quarter	6:27	8:33
2nd Quarter	5:20	9:40
3rd Quarter	11:26	3:34
4th Quarter	8:01	6:59
Third-Down Conversions	6 of 15	4 of 15
Fourth-Down Conversions	0 of 0	0 of 1
Red-Zone Scores-Chances	5-5	2-2
Touchdowns	4-5	1-2
Field goals	1-5	1-2
Sacks By: Number-Yards	3-23	0-0
PAT Kicks	5-5	1-1
Field Goals	1-1	1-1
Points off turnovers	17	0

SCORING SUMMARY

Team	Qtr.	Time	Scoring Play	Pl.	TOP	Score
SHU	1st	10:41	Noel 1 yd. run (Finney kick)	10-67	3:22	7-0
SBU	1st	5:07	Bedell 3 yd. run (Popek kick)	12-61	5:30	7-7
SBU	2nd	10:33	Popek 27 yd. FG	10-70	5:13	7-10
SHU	2nd	0:00	Finney 33 yd. FG	4-34	0:49	10-10
SHU	3rd	8:50	Noel 1 yd. run (Finney kick)	7-29	2:56	17-10
SHU	3rd	1:07	Croom 1 yd. run (Finney kick)	14-95	6:08	24-10
SHU	4th	12:59	Noel 14 yd. pass to Webb (Finney kick)	4-29	1:08	31-10
SHU	4th	12:46	Barry 44 yd. INT return (Finney kick)	---	---	38-10

STATISTICAL LEADERS

Sacred Heart (4-0)

PASSING	C-A-I	Yds	TD	Long	Sack
Noel	20-28-0	205	1	30	0
Webb	0-1-0	0	0	0	0
TOTALS	20-29-0	205	1	30	0

RUSHING	Att.	Yds	TD	Long	Avg.
Imeokparia	13	60	0	26	4.6
Noel	12	55	2	13	4.6
Chavious	11	44	0	18	4.0
Webb	1	13	0	13	13.0
Meachum	1	1	0	1	1.0
Croom	4	0	1	2	0.0
Team	2	-1	0	0	-0.5
TOTALS	44	172	3	26	3.9

RECEIVING	No.	Yds	TD	Long
Webb	7	80	1	24
O'Neill	5	49	0	14
Barney	2	38	0	30
Bradley	2	12	0	10
Meachum	2	1	0	2
Imeokparia	1	19	0	19
Deveau	1	6	0	6
TOTALS	20	205	1	30

Stony Brook (2-2)

PASSING	C-A-I	Yds	TD	Long	Sack
Carbone	8-21-2	97	0	20	3


RUSHING	Att.	Yds	TD	Long	Avg.
Bedell	14	62	1	30	4.4
Gowins	12	46	0	8	3.8
Liotine	5	31	0	16	6.2
Alston	3	14	0	5	4.7
Parler	2	8	0	6	4.0
Irwin	2	6	0	3	3.0
Carbone	3	-23	0	0	-7.7
TOTALS	41	144	1	30	3.5

RECEIVING	No.	Yds	TD	Long
Bolden	6	83	0	20
Lestrange	1	11	0	11
Alston	1	3	0	3
TOTALS	8	97	0	20

GAME 5

Oct. 1, 2016 • Staten Island, N.Y.

Final

	Sacred Heart	6	14	0	0	20
	Wagner	12	27	0	6	45

Hameline Field - Attendance: 3,002

TEAM STATISTICS

	SHU	WAGNER
FIRST DOWNS	22	21
Rushing	5	7
Passing	13	10
Penalty	4	4
NET YARDS RUSHING	108	264
Rushing Attempts	27	42
Average Per Rush	4.0	6.3
Rushing Touchdowns	0	3
Yards Gained Rushing	108	289
Yards Lost Rushing	0	25
NET YARDS PASSING	327	276
Completions-Attempts-Int	23-52-2	15-29-0
Average Per Attempt	6.3	9.5
Average Per Completion	14.2	18.4
Passing Touchdowns	2	3
TOTAL OFFENSE YARDS	435	540
Total offense plays	79	71
Average Gain Per Play	5.5	7.6
Fumbles: Number-Lost	0-0	0-0
Penalties: Number-Yards	9-93	11-119
PUNTS-YARDS	7-273	6-233
Average Yards Per Punt	39.0	38.8
Net Yards Per Punt	32.0	36.5
Inside 20	0	2
50+ Yards	0	0
Touchbacks	1	0
Fair catch	1	1
KICKOFFS-YARDS	4-219	9-551
Average Yards Per Kickoff	54.8	61.2
Net Yards Per Kickoff	34.0	32.1
Touchbacks	1	4
Punt returns: Number-Yards-TD	3-14-0	4-29-0
Average Per Return	4.7	7.2
Kickoff returns: Number-Yds-TD	5-162-1	2-58-0
Average Per Return	32.4	29.0
Interceptions: Number-Yds-TD	0-0-0	2-44-0
Fumble Returns: Number-Yds-TD	0-0-0	0-0-0
Miscellaneous Yards	0	0
Possession Time	25:28	34:32
1st Quarter	5:29	9:31
2nd Quarter	3:43	11:17
3rd Quarter	9:06	5:54
4th Quarter	7:10	7:50
Third-Down Conversions	5 of 16	6 of 14
Fourth-Down Conversions	0 of 3	0 of 0
Red-Zone Scores-Chances	1-3	2-2
Touchdowns	1-3	2-2
Field goals	0-3	0-2
Sacks By: Number-Yards	3-17	0-0
PAT Kicks	2-3	3-5
Field Goals	0-0	2-2
Points off turnovers	0	0

SCORING SUMMARY

Team	Qtr.	Time	Scoring Play	Pl.	TOP	Score
WAG	1st	11:10	McKinnon 41 yd. run (Cooper kick missed)	9-75	3:50	0-6
WAG	1st	8:22	Thomson 5 yd. pass to Knight (2-pt. conversion miss)	3-42	1:32	0-12
SHU	1st	4:09	Noel 7 yd. pass to Webb (Finney kick missed)	11-75	4:13	6-12
WAG	2nd	14:55	Cooper 39 yd. FG	10-47	4:07	6-15
WAG	2nd	10:06	Cooper 52 yd. FG	10-32	3:59	6-18
WAG	2nd	3:20	McKinnon 2 yd. run (Cooper kick)	9-66	5:54	6-25
SHU	2nd	3:06	Chavious 99 yd. kick return (Finney kick)	---	---	13-25
WAG	2nd	2:20	Thomson 50 yd. pass to Williams (Cooper kick)	3-63	0:39	13-32
SHU	2nd	1:12	Noel 29 yd. pass to O'Neill (Finney kick)	5-75	1:08	20-32
WAG	2nd	0:39	Thomson 39 yd. pass to Foster (Cooper kick)	5-70	0:33	20-39
WAG	4th	7:17	Knight 67 yd. run (Cooper kick missed)	2-69	0:54	20-45

STATISTICAL LEADERS

Sacred Heart (4-1, 0-1 NEC)

PASSING	C-A-I	Yds	TD	Long	Sack
Noel	23-52-2	327	2	42	0
RUSHING	Att.	Yds	TD	Long	Avg.
Imeokparia	11	48	0	15	4.4
Chavious	7	27	0	13	3.9
Noel	6	26	0	12	4.3
Webb	1	4	0	4	4.0
Meachum	1	2	0	2	2.0
Barney	1	1	0	1	1.0
TOTALS	27	108	0	15	4.0
RECEIVING	No.	Yds	TD	Long	
Webb	6	81	1	36	
O'Neill	6	80	1	29	
Barney	5	103	0	42	
Meachum	2	24	0	18	
Imeokparia	2	15	0	8	
Harper	1	15	0	15	
Deveau	1	9	0	9	
TOTALS	23	327	2	42	


Wagner (3-1, 1-0 NEC)

PASSING	C-A-I	Yds	TD	Long	Sack
Thomson	15-28-0	276	3	50	3
TEAM	0-1-0	0	0	0	0
TOTALS	15-29-0	276	3	50	3
RUSHING	Att.	Yds	TD	Long	Avg.
McKinnon	24	157	2	41	6.5
Knight	4	76	1	67	19.0
Labady	5	17	0	10	3.4
Thomson	7	14	0	15	2.0
DePofi	1	1	0	1	1.0
TEAM	1	-1	0	0	-1.0
TOTALS	42	264	3	67	6.3
RECEIVING	No.	Yds	TD	Long	
Owens	5	81	0	37	
Foster	2	82	1	43	
McKinnon	2	25	0	18	
Yevchinecz	2	23	0	18	
Williams	1	50	1	50	
Labady	1	6	0	6	
Knight	1	5	1	5	
Peoples	1	4	0	4	
TOTALS	15	276	3	50	

GAME 6

Oct. 15, 2016 • Ithaca, N.Y.

Final

	Sacred Heart	14	10	7	0	31
	Cornell	7	3	7	7	24

Schoellkopf Field - Attendance: 6,739

TEAM STATISTICS

	SHU	COR
FIRST DOWNS	20	19
Rushing	11	11
Passing	9	7
Penalty	0	1
NET YARDS RUSHING	265	257
Rushing Attempts	44	49
Average Per Rush	6.0	5.2
Rushing Touchdowns	2	3
Yards Gained Rushing	275	289
Yards Lost Rushing	10	32
NET YARDS PASSING	206	117
Completions-Attempts-Int	13-24-4	15-39-1
Average Per Attempt	8.6	3.0
Average Per Completion	15.8	7.8
Passing Touchdowns	2	0
TOTAL OFFENSE YARDS	471	374
Total offense plays	68	88
Average Gain Per Play	6.9	4.2
Fumbles: Number-Lost	2-1	2-1
Penalties: Number-Yards	6-49	7-64
PUNTS-YARDS	5-170	8-357
Average Yards Per Punt	34.0	44.6
Net Yards Per Punt	24.8	40.1
Inside 20	2	6
50+ Yards	1	3
Touchbacks	2	1
Fair catch	1	2
KICKOFFS-YARDS	5-278	5-308
Average Yards Per Kickoff	55.6	61.6
Net Yards Per Kickoff	40.4	27.8
Touchbacks	1	3
Punt returns: Number-Yards-TD	3-16-0	1-6-0
Average Per Return	5.3	6.0
Kickoff returns: Number-Yds-TD	2-94-0	4-51-0
Average Per Return	47.0	12.8
Interceptions: Number-Yds-TD	1-0-0	4-22-0
Fumble Returns: Number-Yds-TD	1-13-0	0-0-0
Miscellaneous Yards	0	0
Possession Time	25:38	34:22
1st Quarter	3:45	11:15
2nd Quarter	7:20	7:40
3rd Quarter	6:14	8:46
4th Quarter	8:19	6:41
Third-Down Conversions	7 of 13	8 of 22
Fourth-Down Conversions	0 of 0	3 of 4
Red-Zone Scores-Chances	2-2	4-4
Touchdowns	1-2	3-4
Field goals	1-2	1-4
Sacks By: Number-Yards	5-26	1-6
PAT Kicks	4-4	3-3
Field Goals	1-1	1-1
Points off turnovers	3	24

SCORING SUMMARY

Team	Qtr.	Time	Scoring Play	Pl.	TOP	Score
COR	1st	6:39	Gellatly 14 yd. run (Null kick)	1-14	0:08	0-7
SHU	1st	6:22	Chavious 22 yd. run (Finney kick)	1-22	0:05	7-7
SHU	1st	2:33	Chavious 13 yd. run (Finney kick)	4-88	1:22	14-7
SHU	2nd	12:24	Noel 58 yd. pass to Imeokparia (Finney kick)	6-90	1:43	21-7
COR	2nd	7:19	Null 34 yd. FG	7-14	2:53	21-10
SHU	2nd	0:00	Finney 36 yd. FG	7-34	1:09	24-10
SHU	3rd	7:23	Noel 39 yd. pass to O'Neill (Finney kick)	8-72	3:02	31-10
COR	3rd	2:09	PicKell 2 yd. run (Null kick)	4-8	1:25	31-17
COR	4th	8:54	Banks 1 yd. run (Null kick)	13-51	4:25	31-24

STATISTICAL LEADERS

Sacred Heart (5-1)

PASSING	C-A-I	Yds	TD	Long	Sack
Noel	13-24-4	206	2	58	1
RUSHING	Att.	Yds	TD	Long	Avg.
Chavious	24	160	2	22	6.7
Imeokparia	9	85	0	67	9.4
Croom	3	11	0	10	3.7
Noel	6	10	0	8	1.7
O'Neill	1	1	0	1	1.0
TEAM	1	-2	0	-2	-2.0
TOTALS	44	275	2	67	6.0

RECEIVING	No.	Yds	TD	Long
Webb	5	50	0	18
O'Neill	3	59	1	1
Imeokparia	2	61	1	58
Harper	2	25	0	14
Robertson	1	11	0	11
TOTALS	13	206	2	58

Cornell (3-2)

PASSING	C-A-I	Yds	TD	Long	Sack
Banks	15-38-1	117	0	17	5
TEAM	0-1-0	0	0	0	0
TOTALS	15-39-1	117	0	17	5

RUSHING	Att.	Yds	TD	Long	Avg.
PicKell	22	95	1	21	4.3
Banks	15	87	1	42	5.8
Gellatly	12	75	0	14	6.2
TOTALS	49	257	2	42	5.2

RECEIVING	No.	Yds	TD	Long
Hubbard	5	47	0	17
Deutz	3	18	0	16
Sullivan	2	15	0	8
PicKell	1	15	0	15
Bland	1	10	0	10
Malone	1	5	0	5
Nolte	1	5	0	5
Shaw	1	2	0	2
TOTALS	15	117	0	17

GAME 7

Oct. 22, 2016 • Fairfield, Conn.

Final



Robert Morris	6	3	7	0	16
Sacred Heart	7	0	0	3	10

Campus Field - Attendance: 3,293

TEAM STATISTICS

	RMU	SHU
FIRST DOWNS	14	15
Rushing	4	9
Passing	6	5
Penalty	4	1
NET YARDS RUSHING	74	213
Rushing Attempts	33	54
Average Per Rush	2.2	3.9
Rushing Touchdowns	1	2
Yards Gained Rushing	89	221
Yards Lost Rushing	15	8
NET YARDS PASSING	98	160
Completions-Attempts-Int	14-28-0	8-16-0
Average Per Attempt	3.5	10.0
Average Per Completion	7.0	20.0
Passing Touchdowns	0	0
TOTAL OFFENSE YARDS	172	373
Total offense plays	61	70
Average Gain Per Play	2.8	5.3
Fumbles: Number-Lost	3-3	2-2
Penalties: Number-Yards	3-16	9-96
PUNTS-YARDS	6-221	8-257
Average Yards Per Punt	36.8	32.1
Net Yards Per Punt	37.2	31.2
Inside 20	3	2
50+ Yards	0	0
Touchbacks	0	0
Fair catch	2	0
KICKOFFS-YARDS	3-173	4-159
Average Yards Per Kickoff	57.7	39.8
Net Yards Per Kickoff	40.3	24.8
Touchbacks	1	0
Punt returns: Number-Yards-TD	5-7-0	2--2-0
Average Per Return	1.4	-1.0
Kickoff returns: Number-Yds-TD	4-60-0	2-27-0
Average Per Return	15.0	13.5
Interceptions: Number-Yds-TD	0-0-0	0-0-0
Fumble Returns: Number-Yds-TD	0-0-0	0-0-0
Miscellaneous Yards	0	6
Possession Time	29:48	30:12
1st Quarter	9:02	5:58
2nd Quarter	6:06	8:54
3rd Quarter	9:12	5:48
4th Quarter	5:28	9:32
Third-Down Conversions	2 of 13	4 of 15
Fourth-Down Conversions	1 of 2	0 of 1
Red-Zone Scores-Chances	2-4	3-4
Touchdowns	1-4	2-4
Field goals	1-4	1-4
Sacks By: Number-Yards	1-5	0-0
PAT Kicks	1-1	1-2
Field Goals	1-2	1-1
Points off turnovers	3	6

SCORING SUMMARY

Team	Qtr.	Time	Scoring Play	Pl.	TOP	Score
SHU	1st	6:06	Chavious 1 yd. run (Finney kick missed)	3-6	1:07	0-6
RMU	1st	0:22	Skuratowicz 1 yd. run (Shennan kick)	11-64	5:39	7-6
SHU	2nd	0:39	Finney 18 yd. FG	9-60	2:49	7-9
SHU	3rd	6:29	Chavious 1 yd. run (Finney kick)	5-82	1:24	7-16
RMU	4th	9:30	Shennan 26 yd. FG	8-44	3:57	10-16

STATISTICAL LEADERS

Sacred Heart (6-1, 1-1 NEC)

PASSING	C-A-I	Yds	TD	Long	Sack
Noel	8-16-0	160	0	68	1

RUSHING	Att.	Yds	TD	Long	Avg.
Imeokparia	21	77	0	15	3.7
Chavious	16	66	2	16	4.1
Noel	12	41	0	14	3.4
Croom	4	25	0	16	6.2
Meachum	1	4	0	4	4.0
TOTALS	54	221	2	16	3.9

RECEIVING	No.	Yds	TD	Long
Webb	4	94	0	68
O'Neill	1	36	0	36
Barney	1	18	0	18
Harper	1	6	0	6
Imeokparia	1	6	0	6
TOTALS	8	160	0	68

Robert Morris (1-7, 0-2 NEC)

PASSING	C-A-I	Yds	TD	Long	Sack
Carroll	14-28-0	98	0	13	0

RUSHING	Att.	Yds	TD	Long	Avg.
Wells	14	36	0	13	2.6
Robinson	4	21	0	10	5.2
Neal	9	19	0	9	2.1
Edwards	1	1	0	1	1.0
Carroll	2	1	0	1	0.5
Skuratowicz	1	1	1	1	1.0
TEAM	2	-5	0	0	-2.5
TOTALS	33	89	0	13	2.2

RECEIVING	No.	Yds	TD	Long
Wells	4	31	0	13
Vecchio	3	11	0	5
Robinson	2	21	0	12
Skuratowicz	1	12	0	12
Edwards	1	7	0	7
Gonzalez	1	7	0	7
Neal	1	7	0	7
Green	1	2	0	2
TOTALS	14	98	0	13



Sacred Heart Overall Team Statistics (as of Oct 23, 2016)
All games



Team Statistics	SHU	OPP
SCORING	196	123
Points Per Game	28.0	17.6
Points Off Turnovers	47	37
FIRST DOWNS	137	113
Rushing	70	37
Passing	56	56
Penalty	11	20
RUSHING YARDAGE	1603	841
Yards gained rushing	1661	1100
Yards lost rushing	58	259
Rushing Attempts	317	250
Average Per Rush	5.1	3.4
Average Per Game	229.0	120.1
TDs Rushing	15	9
PASSING YARDAGE	1386	1233
Comp-Att-Int	108-208-8	109-246-5
Average Per Pass	6.7	5.0
Average Per Catch	12.8	11.3
Average Per Game	198.0	176.1
TDs Passing	10	6
TOTAL OFFENSE	2989	2074
Total Plays	525	496
Average Per Play	5.7	4.2
Average Per Game	427.0	296.3
KICK RETURNS: #-Yards	18-467	29-520
PUNT RETURNS: #-Yards	24-202	18-94
INT RETURNS: #-Yards	5-59	8-84
KICK RETURN AVERAGE	25.9	17.9
PUNT RETURN AVERAGE	8.4	5.2
INT RETURN AVERAGE	11.8	10.5
FUMBLES-LOST	9-4	9-7
PENALTIES-Yards	58-597	48-441
Average Per Game	85.3	63.0
PUNTS-Yards	49-1778	53-2180
Average Per Punt	36.3	41.1
Net punt average	31.5	36.2
KICKOFFS-Yards	35-1756	29-1692
Average Per Kick	50.2	58.3
Net kick average	33.9	35.3
TIME OF POSSESSION/Game	30:07	29:53
3RD-DOWN Conversions	42/110	33/114
3rd-Down Pct	38%	29%
4TH-DOWN Conversions	2/10	4/13
4th-Down Pct	20%	31%
SACKS BY-Yards	23-141	5-24
MISC YARDS	6	0
TOUCHDOWNS SCORED	27	15
FIELD GOALS-ATTEMPTS	4-6	7-10
ON-SIDE KICKS	0-0	0-0
RED-ZONE SCORES	(21-27) 78%	(13-17) 76%
RED-ZONE TOUCHDOWNS	(17-27) 63%	(10-17) 59%
PAT-ATTEMPTS	(22-25) 88%	(12-14) 86%
ATTENDANCE	8145	20474
Games/Avg Per Game	3/2715	4/5118
Neutral Site Games		0/0

Score by Quarters	1st	2nd	3rd	4th	OT	Total
Sacred Heart	46	72	51	27	0	196
Opponents	50	50	7	16	0	123



Sacred Heart Overall Individual Statistics (as of Oct 23, 2016)
All games



Rushing	gp-gs	att	gain	loss	net	avg	td	lg	avg/g
IMEOKPARIA, Ose	7-6	94	546	11	535	5.7	2	80	76.4
CHAVIOUS, Nate	7-1	89	537	5	532	6.0	6	52	76.0
NOEL, RJ	7-7	63	313	27	286	4.5	3	29	40.9
MEACHUM, Jordan	7-0	28	122	5	117	4.2	1	17	16.7
CROOM, Jay	7-1	27	92	4	88	3.3	3	16	12.6
WEBB, Moses	7-7	5	35	0	35	7.0	0	13	5.0
DUKE, Kevin	7-0	4	14	1	13	3.2	0	9	1.9
O'NEILL, Andrew	7-6	1	1	0	1	1.0	0	1	0.1
BARNEY, Byron	7-5	1	1	0	1	1.0	0	1	0.1
TEAM	4-0	5	0	5	-5	-1.0	0	0	-1.2
Total	7	317	1661	58	1603	5.1	15	80	229.0
Opponents	7	250	1100	259	841	3.4	9	67	120.1

Passing	gp-gs	effic	comp-att-int	pct	yds	td	lg	avg/g
NOEL, RJ	7-7	117.77	107-204-8	52.5	1384	10	68	197.7
DUKE, Kevin	7-0	38.93	1-3-0	33.3	2	0	2	0.3
WEBB, Moses	7-7	0.00	0-1-0	0.0	0	0	0	0.0
Total	7	116.07	108-208-8	51.9	1386	10	68	198.0
Opponents	7	90.40	109-246-5	44.3	1233	6	54	176.1

Receiving	gp-gs	no.	yds	avg	td	lg	avg/g
WEBB, Moses	7-7	40	495	12.4	3	68	70.7
O'NEILL, Andrew	7-6	24	331	13.8	3	39	47.3
BARNEY, Byron	7-5	13	241	18.5	2	42	34.4
IMEOKPARIA, Ose	7-6	10	135	13.5	1	58	19.3
HARPER, Marquis	7-0	5	61	12.2	0	15	8.7
MEACHUM, Jordan	7-0	5	34	6.8	0	18	4.9
CHAVIOUS, Nate	7-1	4	31	7.8	0	17	4.4
DEVEAU, Jaylin	6-5	3	34	11.3	1	19	5.7
BRADLEY, D.	4-0	2	12	6.0	0	10	3.0
ROBERTSON, B.	7-2	1	11	11.0	0	11	1.6
CROOM, Jay	7-1	1	1	1.0	0	1	0.1
Total	7	108	1386	12.8	10	68	198.0
Opponents	7	109	1233	11.3	6	54	176.1

Scoring	td	fg	kick	rush	rcv	pass	dxp	saf	pts
CHAVIOUS, Nate	7	-	-	-	-	-	-	-	42
FINNEY, Alec	-	4-6	22-25	-	-	-	-	-	34
IMEOKPARIA, Ose	3	-	-	-	-	-	-	-	18
CROOM, Jay	3	-	-	0-1	-	-	-	-	18
WEBB, Moses	3	-	-	-	-	-	-	-	18
NOEL, RJ	3	-	-	0-1	-	-	-	-	18
O'NEILL, Andrew	3	-	-	-	-	-	-	-	18
BARNEY, Byron	2	-	-	-	-	-	-	-	12
MEACHUM, Jordan	1	-	-	-	-	-	-	-	6
BARRY, Kevin	1	-	-	-	-	-	-	-	6
DEVEAU, Jaylin	1	-	-	-	-	-	-	-	6
Total	27	4-6	22-25	0-2	-	-	-	-	196
Opponents	15	7-10	12-14	-	-	0-1	-	-	123

Punt Returns	no.	yds	avg	td	lg
O'NEILL, Andrew	22	199	9.0	0	54
JOHNSON, Tim	1	-1	-1.0	0	0
MEACHUM, Jordan	1	4	4.0	0	4
Total	24	202	8.4	0	54
Opponents	18	94	5.2	0	17

Interceptions	no.	yds	avg	td	lg
WHITAKER, K.	2	7	3.5	0	9
SEARS, Kevin	1	8	8.0	0	8
JOHNSON, Tim	1	0	0.0	0	0
BARRY, Kevin	1	44	44.0	1	44
Total	5	59	11.8	1	44
Opponents	8	84	10.5	0	29

Kick Returns	no.	yds	avg	td	lg
CHAVIOUS, Nate	11	265	24.1	1	99
MEACHUM, Jordan	5	191	38.2	0	76
MILONE, Anthony	2	11	5.5	0	6
Total	18	467	25.9	1	99
Opponents	29	520	17.9	0	43

Fumble Returns	no.	yds	avg	td	lg
DAVIS, Jake	1	13	13.0	0	13
Total	1	13	13.0	0	13
Opponents	0	0	0.0	0	0

Total Offense	g	plays	rush	pass	total	avg/g
NOEL, RJ	7	267	286	1384	1670	238.6
IMEOKPARIA, Ose	7	94	535	0	535	76.4
CHAVIOUS, Nate	7	89	532	0	532	76.0
MEACHUM, Jordan	7	28	117	0	117	16.7
CROOM, Jay	7	27	88	0	88	12.6
WEBB, Moses	7	6	35	0	35	5.0
DUKE, Kevin	7	7	13	2	15	2.1
BARNEY, Byron	7	1	1	0	1	0.1
O'NEILL, Andrew	7	1	1	0	1	0.1
TEAM	4	5	-5	0	-5	-1.2
Total	7	525	1603	1386	2989	427.0
Opponents	7	496	841	1233	2074	296.3

Field Goals	fg	pct.	01-19	20-29	30-39	40-49	50-99	lg	blk
FINNEY, Alec	4-6	66.7	1-1	0-1	3-4	0-0	0-0	36	0

FG Sequence	Sacred Heart	Opponents
Stetson	36,29	38
Valparaiso	-	55
Marist	(30)	(39),(39)
Stony Brook	(33)	(27)
Wagner	-	(39),(52)
Cornell	(36)	(34)
Robert Morris	(18)	31,(26)

Punting	no.	yds	avg	lg	tb	fc	i20	50+	blk
FINNEY, Alec	45	1657	36.8	51	5	6	13	3	0
NOEL, RJ	4	121	30.2	34	2	0	2	0	0
Total	49	1778	36.3	51	7	6	15	3	0
Opponents	53	2180	41.1	61	3	14	15	6	0

Kickoffs	no.	yds	avg	tb	ob	retn	net	ydln
FREIRIA, Josh	21	1193	56.8	2	0			
FINNEY, Alec	14	563	40.2	0	0			
Total	35	1756	50.2	2	0	17.9	33.9	31
Opponents	29	1692	58.3	8	2	25.9	35.3	29

Numbers in (parentheses) indicate field goal was made.



Sacred Heart Overall Defensive Statistics (as of Oct 23, 2016)
All games



##	Defensive Leaders	gp-gs	Tackles				tfl/yds	Sacks no-yds	Pass defense			Fumbles		blkd	
			ua	a	tot				int-yds	brup	qbh	rcv-yds	ff	kick	saf
30	PARVELUS, CJ	7-7	32	30	62	11.5-45	3.5-21	.	3	3	
42	BARRY, Kevin	5-4	21	23	44	9.5-55	4.5-33	1-44	1	1	1-0	1	.	.	
13	FINELLI, Alec	7-5	19	17	36	.	.	.	3	
23	WHITAKER, K.	7-6	17	10	27	1.0-1	.	2-7	7	1	.	1	.	.	
21	SEARS, Kevin	7-4	15	10	25	3.5-21	2.0-15	1-8	
37	WILSON, TaMaric	6-2	15	7	22	1.0-1	.	.	2	
56	COTTRELL, Ryan	7-7	6	15	21	3.0-11	2.5-8	.	.	.	2-0	.	.	.	
6D	NOIBI, Mustapha	7-4	9	11	20	2.0-3	.	.	1	
90	ACKERSON, Dylan	7-3	10	10	20	5.0-18	1.5-9	.	1	5	
20	JOHNSON, Tim	7-6	13	4	17	.	.	1-0	5	
98	STEFFE, Robert	7-3	7	10	17	5.0-18	1.5-10	.	.	1	
1D	MILONE, Anthony	7-2	9	8	17	.	.	.	1	2	
14	RAMCHERAN, S.	7-1	13	3	16	.	.	.	2	.	1-0	.	.	.	
2	SLADE, Brendon	6-1	13	3	16	.	.	.	4	
44	RENTZ, James	4-4	8	7	15	2.0-5	.	.	1	2	.	.	1	.	
48	PATRIZIO, A.	7-1	7	6	13	3.5-14	2.5-9	.	.	8	
32	ILALIO, Matt	6-4	6	7	13	1.5-13	1.5-13	.	1	1	
46	DAVIS, Jake	7-1	4	7	11	1.5-5	1.0-5	.	.	2	1-13	1	.	.	
15	THOMPSON, Aaron	7-0	3	8	11	
97	POLINSKY, Brett	7-1	6	3	9	0.5-1	
41	TRUDEAU, Max	7-0	1	8	9	0.5-4	0.5-4	
25	CHAVIOUS, Nate	7-1	6	2	8	
94	BEAUCHESNE, T.	7-4	1	6	7	0.5-4	0.5-4	
68	CASTELLANO, Ben	6-4	2	3	5	1.0-6	0.5-2	
33	SAMPSON, Phil	2-2	.	5	5	
55	ARTIS, Delvon	4-1	2	2	4	1.0-4	1.0-4	
2T	TRIMBLE-EDWARDS	6-0	1	2	3	1-0	.	.	.	
11	NEMBHARD, L.	7-2	2	1	3	
24	DiGIORGI, Frank	1-0	3	.	3	
22	CAMACHO, Caleb	7-0	1	2	3	
31	HALLER, Mickey	7-0	3	.	3	.	.	.	1	2	
50	STANTON, Paul	1-0	.	2	2	
5	O'NEILL, Andrew	7-6	2	.	2	1	.	.	
2M	MAYFIELD, Imamu	5-0	.	1	1	
4	CROOM, Jay	7-1	.	1	1	1-0	.	.	.	
10	DUKE, Kevin	7-0	.	1	1	
29	PROVENZANO, N.	7-0	1	.	1	
8K	FREIRIA, Josh	5-0	.	1	1	
91	LACKS, Alton	1-0	1	.	1	
8	IMEOKPARIA, Ose	7-6	.	1	1	
96	WILEN, Dan	2-0	1	.	1	1.0-1	
57	WILEN, Mike	2-0	.	1	1	0.5-1	
6	BRADLEY, D.	4-0	1	.	1	
79	TIERNAN, Brad	7-7	.	1	1	
Total		7	261	239	500	55-231	23-141	5-59	33	28	7-13	4	1	.	
Opponents		7	242	361	603	25-59	5-24	8-84	20	8	4-0	5	1	.	



Sacred Heart Team Game-by-Game Comparison (as of Oct 25, 2016)
All games



Opponent	Score	First Downs			Pen	Rushing		Passing		Yards	Total Offense Plays-Yards	Return Yards	Turn- Overs
		Total	Rush	Pass		Number-Yards	Comp-Att-Int						
Stetson	18 - 14	16 / 16	6 / 5	8 / 9	2 / 2	40-227 / 30-70	16-34-0 / 22-38-0	172 / 225	74-399 / 68-295	41 / 74	0 / 1		
VALPARAISO	42 - 14	27 / 16	16 / 2	9 / 11	2 / 3	52-279 / 26-11	16-27-1 / 22-43-1	212 / 210	79-491 / 69-221	155 / 160	1 / 1		
MARIST	31 - 6	17 / 16	14 / 4	3 / 8	0 / 4	56-339 / 29-21	12-26-1 / 13-48-1	104 / 210	82-443 / 77-231	52 / 128	2 / 2		
Stony Brook	38 - 10	20 / 11	9 / 4	9 / 5	2 / 2	44-172 / 41-144	20-29-0 / 8-21-2	205 / 97	73-377 / 62-241	169 / 59	0 / 3		
Wagner	20 - 45	22 / 21	5 / 7	13 / 10	4 / 4	27-108 / 42-264	23-52-2 / 15-29-0	327 / 276	79-435 / 71-540	176 / 131	2 / 0		
Cornell	31 - 24	20 / 19	11 / 11	9 / 7	0 / 1	44-265 / 49-257	13-24-4 / 15-39-1	206 / 117	68-471 / 88-374	123 / 79	5 / 2		
ROBERT MORRIS	16 - 10	15 / 14	9 / 4	5 / 6	1 / 4	54-213 / 33-74	8-16-0 / 14-28-0	160 / 98	70-373 / 61-172	25 / 67	2 / 3		
Totals	196 - 123	137 / 113	70 / 37	56 / 56	11 / 20	317-1603 / 250-841	108-208-8 / 109-246-5	1386 / 1233	525-2989 / 496-2074	741 / 698	12 / 12		

Opponent	3rd Down Conversions	4th Down Conversions	Time of Possession	TOP Margin	Avg Yds/Rush	Avg Yds/Pass	Avg Yds/Play	Punting Number-Avg	Penalties Number-Yards	Sacks
VALPARAISO	7-14 / 3-15	0-3 / 0-1	30:25 / 29:35	0:50	5.4 / 0.4	7.9 / 4.9	6.2 / 3.2	4-28.2 / 9-44.9	4-45 / 5-44	5 / 1
MARIST	6-18 / 5-19	1-2 / 0-3	35:08 / 24:52	10:16	6.1 / 0.7	4.0 / 4.4	5.4 / 3.0	8-40.4 / 8-39.0	13-139 / 7-40	5 / 1
Stony Brook	6-15 / 4-15	0-0 / 0-1	31:14 / 28:46	2:28	3.9 / 3.5	7.1 / 4.6	5.2 / 3.9	8-38.9 / 8-44.1	7-80 / 6-59	3 / 0
Wagner	5-16 / 6-14	0-3 / 0-0	25:28 / 34:32	-9:04	4.0 / 6.3	6.3 / 9.5	5.5 / 7.6	7-39.0 / 6-38.8	9-93 / 11-119	3 / 0
Cornell	7-13 / 8-22	0-0 / 3-4	25:38 / 34:22	-8:44	6.0 / 5.2	8.6 / 3.0	6.9 / 4.2	5-34.0 / 8-44.6	6-49 / 7-64	5 / 1
ROBERT MORRIS	4-15 / 2-13	0-1 / 1-2	30:12 / 29:48	0:24	3.9 / 2.2	10.0 / 3.5	5.3 / 2.8	8-32.1 / 6-36.8	9-96 / 3-16	0 / 1
Totals	42-110 / 33-114	2-10 / 4-13	210:52 / 209:08	1:44	5.1 / 3.4	6.7 / 5.0	5.7 / 4.2	49-36.3 / 53-41.1	58-597 / 48-441	23 / 5

Note: Game totals are displayed in the format TEAM/OPPONENT for each category



Sacred Heart Red-Zone Results (as of Oct 23, 2016) All games



Sacred Heart Inside Opponent Red-Zone

Date	Opponent	Score	Times In RZ	Times Scored	Total Pts	Rush TDs	Pass TDs	FGs Made	Failed to score inside RZ						
									FGA	Down	Int	Fumb	Half	Game	
Sep 03, 2016	at Stetson	W 18-14	3	1	6	1	0	1	0	2	0	0	0	0	0
Sep 10, 2016	VALPARAISO	W 42-14	4	4	28	4	3	1	0	0	0	0	0	0	0
Sep 17, 2016	MARIST	W 31-6	6	5	31	4	3	1	1	0	1	0	0	0	0
Sep 24, 2016	at Stony Brook	W 38-10	5	5	31	4	3	1	1	0	0	0	0	0	0
Oct. 1, 2016	at Wagner	L 20-45	3	1	6	1	0	1	0	0	1	1	0	0	0
Oct 15, 2016	at Cornell	W 31-24	2	2	10	1	1	0	1	0	0	0	0	0	0
Oct 22, 2016	ROBERT MORRIS	W 16-10	4	3	16	2	2	0	1	0	1	0	0	0	0
Totals			27	21	128	17	12	5	4	2	3	1	0	0	0

21 of 27 (77.8%)

Opponents Inside Sacred Heart Red-Zone

Date	Opponent	Score	Times In RZ	Times Scored	Total Pts	Rush TDs	Pass TDs	FGs Made	Failed to score inside RZ						
									FGA	Down	Int	Fumb	Half	Game	
Sep 03, 2016	at Stetson	W 18-14	3	2	14	2	1	1	0	1	0	0	0	0	0
Sep 10, 2016	VALPARAISO	W 42-14	1	1	7	1	0	1	0	0	0	0	0	0	0
Sep 17, 2016	MARIST	W 31-6	1	0	0	0	0	0	0	0	1	0	0	0	0
Sep 24, 2016	at Stony Brook	W 38-10	2	2	10	1	1	0	1	0	0	0	0	0	0
Oct. 1, 2016	at Wagner	L 20-45	2	2	13	2	1	1	0	0	0	0	0	0	0
Oct 15, 2016	at Cornell	W 31-24	4	4	24	3	3	0	1	0	0	0	0	0	0
Oct 22, 2016	ROBERT MORRIS	W 16-10	4	2	10	1	1	0	1	1	0	0	1	0	0
Totals			17	13	78	10	7	3	3	2	1	0	1	0	0

13 of 17 (76.5%)



Sacred Heart - Long Plays



20-YARD PLUS PLAYS

Yds	Type	Player(s)	Opponent
99*	KR	CHAVIOUS, Nate	Wagner
80*	Rush	IMEOKPARIA, Ose	Stetson
76	KR	MEACHUM, Jordan	Cornell
68	Pass	WEBB, Moses from NOEL, RJ	Robert Morris
67	Rush	IMEOKPARIA, Ose	Cornell
58*	Pass	BARNEY, Byron from NOEL, RJ	Cornell
54	PR	O'NEILL, Andrew	Stony Brook
52	Rush	CHAVIOUS, Nate	Marist
44*	INT	BARRY, Kevin	Stony Brook
42	Pass	BARNEY, Byron from NOEL, RJ	Wagner
40	KR	MEACHUM, Jordan	Valparaiso
39*	Pass	O'NEILL, Andrew from NOEL, RJ	Cornell
36	Pass	O'NEILL, Andrew from NOEL, RJ	Robert Morris
36	Pass	WEBB, Moses from NOEL, RJ	Wagner
34*	Pass	BARNEY, Byron from NOEL, RJ	Stetson
33	Rush	CHAVIOUS, Nate	Stetson
32*	Pass	BARNEY, Byron from NOEL, RJ	Valparaiso
32	KR	MEACHUM, Jordan	Wagner
32	Pass	O'NEILL, Andrew from NOEL, RJ	Valparaiso
30	Pass	BARNEY, Byron from NOEL, RJ	Stony Brook
29*	Pass	O'NEILL, Andrew from NOEL, RJ	Wagner
29	Rush	NOEL, RJ	Marist
28	Pass	WEBB, Moses from NOEL, RJ	Marist
28	Pass	BARNEY, Byron from NOEL, RJ	Wagner
27	KR	MEACHUM, Jordan	Robert Morris
27	Pass	IMEOKPARIA, Ose from NOEL, RJ	Valparaiso
26	Rush	IMEOKPARIA, Ose	Stony Brook
25	PR	O'NEILL, Andrew	Valparaiso
25	KR	CHAVIOUS, Nate	Valparaiso
25*	Rush	IMEOKPARIA, Ose	Valparaiso
24	Pass	WEBB, Moses from NOEL, RJ	Stony Brook
23	Pass	O'NEILL, Andrew from NOEL, RJ	Marist
23	KR	CHAVIOUS, Nate	Stetson
23	PR	O'NEILL, Andrew	Valparaiso
22	Pass	WEBB, Moses from NOEL, RJ	Marist
22*	Rush	CHAVIOUS, Nate	Cornell
22	Pass	WEBB, Moses from NOEL, RJ	Stetson
21	Pass	BARNEY, Byron from NOEL, RJ	Wagner
21	Rush	CHAVIOUS, Nate	Stetson
20	Pass	WEBB, Moses from NOEL, RJ	Wagner
20	KR	CHAVIOUS, Nate	Stony Brook
20	KR	CHAVIOUS, Nate	Stony Brook

* touchdown scored on play

LONG PLAYS BY THE NUMBERS

Long Plays By Yards	No.	TD
100+	0	0
90-99	1	1
80-89	1	1
70-79	1	0
60-69	2	0
50-59	3	1
40-49	3	1
30-39	9	3
20-29	22	3

Long Plays By Type	No.	TD
Rushing	9	3
Passing	20	5
Punt returns	3	0
Kick returns	9	1
Interceptions	1	1
Fumble returns	0	0
Other	0	0
TOTAL	42	10

20-YARD PLUS BY PLAYER

Player	No.	TD	R	P	KR	PR	IR	FR
CHAVIOUS, Nate	9	2	4	0	5	0	0	0
O'NEILL, Andrew	8	2	0	5	0	3	0	0
WEBB, Moses	7	0	0	7	0	0	0	0
IMEOKPARIA, Ose	6	3	4	2	0	0	0	0
BARNEY, Byron	6	2	0	6	0	0	0	0
MEACHUM, Jordan	4	0	0	0	4	0	0	0
BARRY, Kevin	1	1	0	0	0	0	1	0
NOEL, RJ	1	0	1	0	0	0	0	0
TOTAL	42	10	9	20	9	3	1	0

LONGEST PLAYS OF THE YEAR

Rushing

80 IMEOKPARIA, Ose vs Stetson (9/3/2016)

Rushing Touchdown

80 IMEOKPARIA, Ose vs Stetson (9/3/2016)

Passing

68 WEBB, Moses from NOEL, RJ vs Robert Morris (10/22/2016)

Passing Touchdown

58 IMEOKPARIA, Ose from NOEL, RJ vs Cornell (10/15/2016)

Punt Return

54 O'NEILL, Andrew vs Stony Brook (9/24/2016)

Kick Return

99 CHAVIOUS, Nate vs Wagner (10/1/2016)

Interception Return

44 BARRY, Kevin vs Stony Brook (9/24/2016)

Fumble Return

13 DAVIS, Jake vs Cornell (10/15/2016)

Punt

51 FINNEY, Alec vs Cornell (10/15/2016)

51 FINNEY, Alec vs Stetson (9/3/2016)

Field Goal

36 FINNEY, Alec vs Cornell (10/15/2016)