

# SAINT FRANCIS RED FLASH

Athletics Communications  
**Football Contact: Paul Marboe**  
 Email: pmarboe@francis.edu  
 Office Phone: 814-472-3916  
 Cell Phone: 814-777-7604  
**Secondary Contact: Barry Beal**  
 Email: bbeal@francis.edu  
 Office Phone: 814-472-3128  
 Cell Phone: 412-414-9251

GAME  
**10**

## ROBERT MORRIS COLONIALS

Nov. 14, 2015 • 12 p.m. • NEC Front Row • 1400wwge.com  
 Loretto, Pa. • DeGol Field (3,500 • SportExe Artificial Turf)

### SCHEDULE & RESULTS

9.5.15  
**GEORGETOWN**  
 W, 48-20 

9.12.15  
**AT TOWSON**  
 L, 35-20 

9.19.15  
**AT #16 YOUNGSTOWN ST.**  
 L, 48-3 

9.26.15  
**UNIV. OF FAITH**  
 W, 78-0(Ex.) 

10.3.15  
**AT ETSU**  
 W, 58-9 

10.17.15  
**WAGNER**  
 W, 43-14 

10.24.15  
**AT BRYANT**  
 L, 26-24 

10.31.15  
**SACRED HEART**  
 W, 23-14 

11.7.15  
**AT CENTRAL CONNECTICUT ST.**  
 W, 22-13 

11.14.15  
**NOON(NECFRONTROW)**  
**ROBERT MORRIS** 

11.21.15  
**NOON (ESPN3)**  
**AT DUQUESNE** 

### SAINT FRANCIS VS. ROBERT MORRIS

Saint Francis hosts Robert Morris on Senior Day. The Red Flash is coming off a 22-13 win at Central Connecticut State last Saturday to stay in the NEC title race. SFU is now 6-3 overall and 3-1 in conference play. The Colonials enter with a 3-6 mark overall and 1-3 in the NEC.

Saint Francis trails the all-time series 15-5-1. However, the Red Flash has won the last three matchups, including last year's 40-7 win at Robert Morris. After an RMU touchdown, the Red Flash scored the final 40 points of the game. Lance Geesey hit four field goals. Marcus Bagley added a 36-yard TD run, Khairi Dickson had a one-yard score and Zack Drayer threw two touchdown passes, including a 24-yard strike to Anthony Abeid. Dickson totaled 189 yards on 34 carries and Bagley added 11 carries for 87 yards. Drayer threw for 179 yards. DaQuan Minter returned an interception for 43 yards and forced a fumble.

**LAST WEEK:** Saint Francis picked up a key NEC road win in a 22-13 victory at Central Connecticut State. Geesey hit a school and NEC record five field goals, connecting from 46, 46, 30, 21 and 35 yards. Dickson sealed the win with a two-yard touchdown run midway through the fourth quarter after a muffed

punt return by CCSU. Dickson ran for 105 yards on 24 carries. Drayer completed 21-of-34 passes for 220 yards. Abeid caught seven passes for 74 yards, while Terell Smith had five receptions for 61 yards. Solomon Leano recorded 11 tackles, including three for loss. Wesley Nagaseu had a big day at nose tackle, with 2.5 tackles for loss and two sacks.

**SENIOR DAY:** Before today's game, 17 Red Flash seniors will be honored. Over the last four years, the group has a combined 21-21 record. The seniors include: Anthony Abeid, Myles Brooker, Matt Camilletti, Anthony Damiano, Khairi Dickson, T.J. Dougherty, Frank Failace, Abu Fofanah, Roberto Harris-Barron, Max Ma'afala-Maiava. William Martin, Kordel McInnis, DaQuan Minter, Angelo Perrucci, Semo Sila, and Terell Smith.

**SPECIAL TEAMS PLAYER OF THE WEEK:** For his five field goal performance at CCSU, Geesey was selected as STATS FCS National Special Teams Player of the Week and NEC Co-Special Teams Player of the Week. Geesey earned his second NEC ST Player of the Week award this season. The junior is 16-of-17 on the year, including five-of-six from 40 yards or more. He leads the FCS in field goal percentage.

### TODAY'S MATCHUP

#### Saint Francis

##### Red Flash

2015 Record .....6-3, 3-1  
 Ranking ..... Unranked  
 Last Game ..... W, 22-13 at CCSU

Head Coach.....Chris Villarrrial  
 Saint Francis Record....23-40 (Sixth Year)  
 Career Record.....Same vs. RMU.....3-2



#### Robert Morris

##### Colonials

2015 Record .....3-6, 1-3  
 Ranking ..... Unranked  
 Last Game ..... W, 21-9 vs. ETSU

Head Coach.....John Banaszak  
 RMU Record ..... 4-16 (Second Year)  
 Career Record.....42-25 (Sixth Year)  
 vs. Saint Francis.....0-1



Saint Francis-Robert Morris: RMU 15-5-1 ... Streak: SFU W3 ... Last Meeting: SFU 40-7 (2014)

## HEAD COACH CHRIS VILLARRIAL



Former National Football League All-Pro Offensive Lineman Chris Villarrial was named the 25th head coach of the Saint Francis University football program on December 20, 2009. After serving one year as the offensive coordinator under predecessor Dave Opfar, Villarrial will enter his fifth season at the helm of the Saint Francis football program.

The football program continued its renaissance in 2014, again matching its highest win total in the FCS era with five victories. That marks the third consecutive season with five wins for the Red Flash and the Flash's third straight season with a .500-record in NEC play. That's a first for the program since joining the NEC in 1996.

There were several marquee wins among those victories in 2014. The Flash defeated its first-ever ranked opponent when it won at No. 22 Sacred Heart, 30-27, in October. The following week, Villarrial led the Red Flash to its first win over Duquesne in five years and just the program's seventh win against the Dukes in 41 tries. A week after defeating Duquesne, the Flash went to Robert Morris and won, 40-7, to give the program its first three-game winning streak since moving to Div. I FCS in 1993.

Villarrial coached several individuals to impressive honors and awards. Junior running back Khairi Dickson was the NCAA Statistical Champion for rushing yards per game, averaging 155.3 yards per game. He was named Third Team All-America by The Sports Network and was also a Walter Payton Award watch list member. That award goes to the Most Outstanding Player at the FCS level. Dickson was also named the NEC Offensive Player of the Year, joining backfield mate Marcus Bagley on the awards roll. Bagley was named the NEC Offensive Rookie of the Year. That marked the first time in the history of the Northeast Conference that those awards came from the same position on the same team.

Villarrial coached 10 players to All-NEC recognition, including six All-NEC First Team selections.

Villarrial's 23 wins is tied for third all-time at Saint Francis.

## THIS WEEK'S SCHEDULE

Monday	Tuesday	Wednesday	Thursday	Friday	Saturday	Sunday
No Media	Practice	Practice	Practice	No Media	vs. RMU Noon	No Media

## MEDIA INFORMATION

### Interview Procedures

Saint Francis players and coaches are available for interview requests Tuesday through Thursday during game weeks. Coach Villarrial and selected players will also be available postgame following an NCAA mandated cooling-off period.

### Football Practices

Saint Francis football practices are open to the media Tuesday through Thursday during game weeks. Requests to attend practice should be made as far in advance as possible.

### Media Credentials

Credentials are issued for all third-party press box personnel (media, scouts, officials' observers, etc.). Requests for credentials are on a per-game basis. Credential requests should be made at least a week in advance. Seating in the press box will be determined by the Athletics Communications office.

### Media Will Call & Parking

Credentials will be mailed in advance of the game, but a Will Call can be established under special circumstances. Parking is available on campus within walking distance of DeGol Field.

## PRONUNCIATION GUIDE

Anthony Abeid..... a-BIDE  
 Junior Ajayi ..... ah-JYE  
 Eric Bofenkamp..... BAW-fin-camp  
 Freddy Bopst ..... BOE-pst  
 Ben Bruni ..... BREW-nee  
 Anthony Damiano..... DAM-ee-aw-no  
 Khairi Dickson ..... KAH-harr-ee  
 Thomas Dougherty ..... DOCK-er-tee  
 Tate Duarte ..... DWAR-tay  
 Frank Failace ..... fuh-LACE  
 Abu Fofanah ..... fuh-FAN-uh  
 Sam Freireich..... FREE-rick  
 Lance Geesey..... GEESE-ee  
 Tyler Heisey ..... HYE-see  
 Abijah Howell ..... ah-BEE-jah  
 Andrew Koester..... COAST-er  
 Solomon Leano ..... luh-AY-no  
 Max Ma'afala-Maiava..... MY-aw-va  
 Tyler Magaha..... muh-GAH-ha  
 DaQuan Minter ..... DAY-quan

Wesley Nagaseu ..... nug-a-SAY-eww  
 Angelo Perucci..... pa-RUE-chee  
 Semo Sila ..... SEH-mo SIH-la  
 Ryan Siwy..... SEE-wee  
 Alex Woichevich ..... WOYK-oh-vich

### Coaching Staff:

Chris Villarrial ..... vih-LARRY-uhl  
 Matt Gueguen ..... GEE-gin

## RADIO INFORMATION

Station: WWGE-AM 1400  
 Online: www.1400wwge.com  
 Play-by-Play: Pat Farabaugh  
 Color(Home): Jay Roberts  
 Color(Road): Curt Lowe

**FCS-BEST IN THE RED ZONE:** Saint Francis leads the FCS, converting 32-of-33 chances inside the Red Zone for 97 percent, including 19 touchdowns. SFU its first 27 chances this season until an interception vs. Sacred Heart.

**MAKING MOST OF THIRD AND FOURTH DOWN:** Saint Francis ranks second in the NEC in third down percentage, converting on 38.7 percent of third downs. The Red Flash also leads the conference in fourth down percentage, converting five-of-six opportunities, for 83.3 percent. SFU ranks second in the FCS in fourth down percentage.

**SECOND HALF COMEBACK:** In the win vs. Sacred Heart, the Red Flash trailed 7-3 at halftime. It marked the first time since Sept. 15, 2012 vs. Morehead State that SFU won after trailing at the break.

**SCORING IN BUNCHES:** The Red Flash scored 20 of its 23 points in the second half vs. Sacred Heart. It marked the fourth straight game scoring 20 or more points in a half and the fifth time overall this season. SFU scored at least 20 in the second half vs. Wagner, Bryant and Sacred Heart and 20 or 20 in the first half vs. Georgetown and ETSU.

**ALMOST MR. 3,000:** Running back Khairi Dickson rushed for 105 yards on Saturday, his fifth straight game with 72 or more yards. He now has 2,993 career yards. With seven yards, he will become the third Red Flash to top 3,000 career rushing yards, joining Kyle Harbridge (4,126, 2009-13) and Todd Harris (3,414, 2003-06).

**DRAYER LEADING THE OFFENSE:** Zack Drayer had his fifth straight game of 220 yards or more, throwing for 220 yards on Saturday. With 1,654 yards, Drayer has already established a new season-high, topping 1,455 yards last year. He has spread the ball among multiple receivers, Smith has 44 catches, while Daniel Adams and Abeid have 20 receptions and Dickson has 10 catches. Drayer has 27 career touchdown passes, 13 behind Kevin Magee (1991-93) for third place all-time at SFU.

**YOU SHALL NOT PASS:** The Red Flash tops the NEC and ranks 10th in the nation, allowing only 162.9 passing yards per game. SFU allowed only 83 passing yards at CCSU, the second time this year it has given up less than 100 yards in a game. The Red Flash has picked off nine passes, returning three of those for touchdowns. ETSU marked the first time in program history with two interceptions returned for touchdowns in the same game. Saint Francis also leads the conference and places 17th in the nation in total defense, giving up only 301.5 yards per game.

**IN THE BACKFIELD:** Saint Francis made 10 tackles for loss and a season-high six sacks on Saturday. The Red Flash came up one sack short of the program record for sacks in a game. It had seven vs. Saint Peter's in 1987 and La Salle in 2002. The Red Flash averages 2.88 sacks per game, ranking third in the NEC and 16th in the FCS. SFU also averages seven tackles for loss, tied for 32nd in the nation. Wesley Nagaseu and Louie Gartner are tied for the team-lead with four sacks each. Max Ma'afala-Maiava has 3.5, while Erik Walker has three. Solomon Leano leads the squad with eight tackles for loss.

**FLASH ON TV:** Saint Francis will play three games on ESPN3 this year. Games at Youngstown State and Duquesne and a home game vs. Wagner will all be shown on the online platform. Including NEC Front Row broadcasts, CAASports.TV and SoCon Digital Network appearances, all 11 games will be streamed.

**STAYING CLOSE TO HOME:** Saint Francis has 38 players from Pennsylvania on the squad. That accounts for 33 percent of the roster. Among the boarding states, 18 players are from New Jersey and 13 are from Maryland, while 11 are Ohio natives and five are New York natives. A little further away, the Red Flash also have six Florida natives and Hawaii natives.

## WATCH LISTS/PLAYER OF THE WEEK

### Khairi Dickson

#### #1 - Running Back

USA Football First Team Preseason All-American  
STATS FCS Second Team Preseason All-American  
HERO Sports Preseason All-American  
College Sports Madness Preseason All-American  
STATS Offensive Player of the Year Watch List  
CFPA National Performer of the Year Trophy Watch List  
NEC Offensive Player of the Week(9/7)

### Anthony Abeid

#### #3 - Wide Receiver/Returner

USA Football Second Team Preseason All-American

### Terell Smith

#### #6 - Wide Receiver

NEC Co-Offensive Player of the Week (11/2)

### Jimmy Marks

#### #68 - Offensive Lineman

USA Football Preseason Second Team All-American

### Lorenzo Jerome

#### #22 - Defensive Back/Kick Returner/Punt Returner

USA Football Preseason All-American (First Team DB, Second Team PR)  
NEC Special Teams Player of the Week (9/14)

### Louie Gartner

#### #96 - Defensive Lineman

NEC Rookie of the Week (10/5, 10/19)

### Delondo Boyd

#### #21 - Defensive Back

CFPA Defensive Back Award Midseason Watch List

### Lance Geesey

#### #12 - Kicker

USA Football First Team Preseason All-American  
CoSIDA Academic All-District  
STATS FCS National Special Teams Player of the Week (11/9)  
NEC Special Teams Player of the Week (9/7, 11/9)

## CAREER RECORDS WATCH

### Khairi Dickson

Rushing Yards: 2,993 (421 yards behind 2nd place)  
Rushing Attempts: 590 (116 behind 2nd place)  
Rushing Touchdowns: 25 (11 behind 1st)  
All-Purpose Yards: 3,332 (163 yards behind 3rd place)

### Zack Drayer

Passing Touchdowns: 27 (13 behind 3rd)

### Anthony Abeid

Receiving Yards: 1,066 (463 behind 5th place)  
Receiving Touchdowns: 8 (3 behind 5th place)



### Terell Smith

Receiving Touchdowns: 11 (2 behind 4th)





### Lance Geesey

Field Goals Made: 45 (1 behind NEC Record)





## PROJECTED STARTERS: OFFENSE

<b>WR</b> <b>3</b>		<b>ANTHONY ABEID</b> (5-8, 175, Sr) <ul style="list-style-type: none"> <li>Seven catches for 103 yards vs. Sacred Heart</li> <li>Game-high seven catches for 74 yards at CCSU</li> <li>Led team with 497 yards and seven TDs in 2014</li> </ul>
<b>TE</b> <b>45</b>		<b>FRANK FAILACE</b> (6-2, 225, R-Jr) <ul style="list-style-type: none"> <li>Three TD catches vs. Wagner, totaling 23 yards</li> <li>Six catches for 51 yards in 2014</li> <li>Appeared in 23 career games</li> </ul>
<b>LT</b> <b>56</b>		<b>SAM FREIREICH</b> (6-3, 275, Jr) <ul style="list-style-type: none"> <li>Started all nine games at Left Tackle</li> <li>Transfer from Blinn College(Texas)</li> <li>Started all 19 games while at Blinn</li> </ul>
<b>LG</b> <b>50</b>		<b>MEDERICK FLAVIUS</b> (6-3, 275, So) <ul style="list-style-type: none"> <li>Made first career start vs. Georgetown, 7 starts this year</li> <li>Team captain at Northeast H.S. (Florida)</li> <li>Started in BCAA North vs. South All-Star Game</li> </ul>
<b>C</b> <b>68</b>		<b>JIMMY MARKS</b> (6-2, 275, Jr) <ul style="list-style-type: none"> <li>Second Team All-NEC in 2014</li> <li>USA College Football Preseason All-American</li> <li>26 career starts, started all 9 games at Center this year</li> </ul>
<b>RG</b> <b>77</b>		<b>CHRISTIAN EUBANKS</b> (6-4, 280, Fr) <ul style="list-style-type: none"> <li>Made first career start vs. Youngstown State</li> <li>Seven starts this year at Right Guard</li> <li>All-Conference and Scholar-Athlete at Reynoldsburg(OH)</li> </ul>
<b>RT</b> <b>63</b>		<b>EVAN FERGUSON</b> (6-6, 302, So) <ul style="list-style-type: none"> <li>Made first career start vs. Georgetown, 9 starts this year</li> <li>First-Team All-State lineman at Dominion H.S. (Va.)</li> <li>Attended same H.S. as Matt Valenzuela(TE)</li> </ul>
<b>QB</b> <b>7</b>		<b>ZACK DRAYER</b> (6-3, 215, Jr) <ul style="list-style-type: none"> <li>Career-high 292 yards and three TD passes vs. Wagner</li> <li>291 yards and two touchdowns vs. Sacred Heart</li> <li>259 yards and a touchdown at Bryant</li> </ul>
<b>RB</b> <b>1</b>		<b>KHAIRI DICKSON</b> (6-0, 182, Sr) <ul style="list-style-type: none"> <li>14th career 100-yard game at CCSU; 105 yards</li> <li>129 yards and three touchdowns vs. Georgetown</li> <li>Led FCS in rushing in 2014 (1,708 yards, 155.3 ypg)</li> </ul>
<b>FB</b> <b>34</b>		<b>ANTHONY DAMIANO</b> (6-1, 237, Sr) <ul style="list-style-type: none"> <li>Caught a five-yard TD pass vs. Georgetown</li> <li>One catch for nine yards at Towson</li> <li>One-yard touchdown rush vs. Virginia-Lynchburg(2014)</li> </ul>
<b>WR</b> <b>6</b>		<b>TERRELL SMITH</b> (6-0, 194, R-Sr) <ul style="list-style-type: none"> <li>Five 100-yard games in 2015, including 162 vs. SHU</li> <li>School-record 98-yard TD catch vs. Sacred Heart</li> <li>Career-high nine catches, 140 yds and TD vs. Georgetown</li> </ul>












## NOTABLES

<b>QB</b> <b>18</b>		<b>ANDREW KOESTER</b> (6'4", 200, Fr) <ul style="list-style-type: none"> <li>First Team All-Conference at West Allegheny H.S. (Pa.)</li> <li>Went 36-5 as a starting quarterback</li> <li>4,000 career passing yards and 40 total TDs</li> </ul>
<b>RB</b> <b>2</b>		<b>MARCUS BAGLEY</b> (5-10, 203, So) <ul style="list-style-type: none"> <li>126 yards and a touchdown on 12 carries vs. Wagner</li> <li>First career 100-yard game vs. Georgetown</li> <li>2014 NEC Offensive Rookie of the Year</li> </ul>
<b>WR</b> <b>19</b>		<b>Daniel Adams</b> (6-2, 210, Sr) <ul style="list-style-type: none"> <li>Career-best 4 receptions and 97 yards vs. Wagner</li> <li>8 catches for 78 yards and a TD at Bryant</li> <li>Transferred from Maryland</li> </ul>
<b>OL</b> <b>75</b>		<b>MICHAEL BOYD</b> (6-1, 291, Jr) <ul style="list-style-type: none"> <li>Joins twin brother, Mitchell, on Saint Francis team</li> <li>Six career starts</li> <li>Attended Farrington H.S. (Hawaii)</li> </ul>





## SPECIAL TEAMS

<b>PK</b> <b>12</b>		<b>LANCE GEESEY</b> (5-10, 180, R-Jr) <ul style="list-style-type: none"> <li>Career field goal leader at Saint Francis (45 makes)</li> <li>Five FGs at CCSU: 46, 46, 30, 21, 35 yards</li> <li>STATS FCS National ST Player of the Week (11/9)</li> </ul>
<b>P</b> <b>82</b>		<b>ANDREW ZECCA</b> (6-2, 190, Fr) <ul style="list-style-type: none"> <li>7 punts for 261 yards, average of 37.3 yards at Bryant</li> <li>Appeared in four games for SFU</li> <li>Longest punt in 2015 is 54 yards at Bryant</li> </ul>
<b>P</b> <b>7</b>		<b>ZACK DRAYER</b> (6-3, 215, Jr) <ul style="list-style-type: none"> <li>All-NEC First Team selection in 2014</li> <li>Averaged 37.8 yards per punt last season</li> <li>Downed 24 career punts inside the 20 yard line.</li> </ul>
<b>LS</b> <b>33</b>		<b>TYLER HEISEY</b> (6-0, 180, So) <ul style="list-style-type: none"> <li>Appeared in 10 games in 2014, seeing time at LB</li> <li>Recovered muffed punt at CCSU to setup Dickson TD</li> <li>AAAA First-Team All-State at Cumberland Valley H.S.(Pa.)</li> </ul>
<b>H</b> <b>41</b>		<b>MATT CAMILLETTI</b> (6-2, 205, Sr) <ul style="list-style-type: none"> <li>Appeared in 28 career games, seeing time at TE</li> <li>Had two receptions for 13 yards in 2014</li> <li>Three-time All-State selection at Pius X H.S. (Pa.)</li> </ul>

## PROJECTED STARTERS: DEFENSE

<b>DE</b> <b>47</b>	 <b>LUKE WEISS</b> (6-3, 230, So)	<ul style="list-style-type: none"> <li>CoSIDA Academic All-District</li> <li>Four tackles at East Tennessee State</li> <li>Two tackles, including .5 for loss vs. Sacred Heart</li> </ul>
<b>NT</b> <b>9</b>	 <b>WESLEY NAGASEU</b> (6-0, 240, Jr)	<ul style="list-style-type: none"> <li>2.5 tackles for loss and two sacks at CCSU</li> <li>Six-yard Rushing TD at East Tennessee State</li> <li>Moved to DL after starting at LB in 2014</li> </ul>
<b>DE</b> <b>2</b>	 <b>ERIK WALKER</b> (6-3, 245, R-Jr)	<ul style="list-style-type: none"> <li>Eight tackles, six solo, two for loss and a sack vs. SHU</li> <li>Three tackles with two for loss and a sack at Towson</li> <li>Appeared in 24 career games</li> </ul>
<b>LOLB</b> <b>20</b>	 <b>MARCUS PICKENS</b> (5-11, 220, Jr)	<ul style="list-style-type: none"> <li>Four tackles, one for loss, vs. Wagner</li> <li>Four tackles, including two solo, at Towson</li> <li>Three tackles vs. Youngstown State</li> </ul>
<b>BUCK</b> <b>10</b>	 <b>SEMO SILA</b> (6-1, 196, Sr)	<ul style="list-style-type: none"> <li>Career-high 14 tackles at Towson</li> <li>Team-leading 63 tackles in 2015</li> <li>171 career tackles and 18 career TFL</li> </ul>
<b>LB</b> <b>5</b>	 <b>SOLOMON LEAENO</b> (5-11, 220, Jr)	<ul style="list-style-type: none"> <li>Team-leading 11 tackles and a sack vs. Sacred Heart</li> <li>11 tackles, three for loss and half a sack at CCSU</li> <li>123 career tackles</li> </ul>
<b>ROLB</b> <b>6</b>	 <b>MAX MA'AFALA-MAIAVA</b> (6-0, 230, Sr)	<ul style="list-style-type: none"> <li>Five tackles, with 1.5 for loss, vs. Sacred Heart</li> <li>Five tackles, four solo, two sacks and a FF vs. Wagner</li> <li>124 career tackles, including 50 solo</li> </ul>
<b>CB</b> <b>14</b>	 <b>DAQUAN MINTER</b> (5-11, 170, Sr)	<ul style="list-style-type: none"> <li>Four tackles, two pass breakups and an INT vs. SHU</li> <li>Five tackles and three breakups at Bryant</li> <li>Two tackles and three pass breakups vs. Wagner</li> </ul>
<b>CB</b> <b>17</b>	 <b>MALIK DUNCAN</b> (5-10, 180, So)	<ul style="list-style-type: none"> <li>Five tackles and two pass breakups at Youngstown State</li> <li>20 tackles and six pass breakups in 2015</li> <li>Interception vs. Robert Morris (11/15/14)</li> </ul>
<b>SS</b> <b>21</b>	 <b>DELONDO BOYD</b> (6-0, 185, So)	<ul style="list-style-type: none"> <li>CFPA Defensive Back Award Watch List</li> <li>Three interceptions, including 35-yard TD return vs. GU</li> <li>39 tackles, 28 solo and three for loss in 2015</li> </ul>
<b>FS</b> <b>22</b>	 <b>LORENZO JEROME</b> (5-11, 185, Jr)	<ul style="list-style-type: none"> <li>11 tackles, one for loss and an interception at Towson</li> <li>7 tackles, 2 TFL and a sack vs. Wagner; INT at ETSU</li> <li>11 career INT's including two returned for touchdowns</li> </ul>

## NOTABLES

<b>DB</b> <b>27</b>	 <b>JALEN WELLS</b> (6-1, 175, So)	<ul style="list-style-type: none"> <li>Started three games in 2015</li> <li>18 tackles and two pass breakups in 2015</li> <li>Eight tackles, seven solo at East Tennessee State</li> </ul>
<b>Mike</b> <b>48</b>	 <b>SEAN ORSINI</b> (6-2, 220, Fr)	<ul style="list-style-type: none"> <li>24 tackles, with two for loss and a sack in 2015</li> <li>Two tackles and a 34-yard interception return at ETSU</li> <li>Seven tackles at Youngstown State</li> </ul>
<b>DL</b> <b>96</b>	 <b>LOUIE GARTNER</b> (5-10, 260, Fr)	<ul style="list-style-type: none"> <li>Two-time NEC Rookie of the Week (10/5, 10/19)</li> <li>4.5 tackles for loss and three sacks in 2015</li> <li>3.5 tackles for loss and two sacks vs. ETSU</li> </ul>
<b>DB</b> <b>26</b>	 <b>ROBERT MILLER</b> (6-2, 190, R-Jr)	<ul style="list-style-type: none"> <li>40-yard interception return for a touchdown at ETSU</li> <li>10 tackles, four solo, in 2015</li> <li>Blocked a punt at Bryant</li> </ul>

## SPECIAL TEAMS

<b>KR/PR</b> <b>3</b>	 <b>ANTHONY ABEID</b> (5-8, 175, Sr)	<ul style="list-style-type: none"> <li>Averaged 14.8 yards per KR with a long of 26 in 2014</li> <li>Also averaged 11.8 yards per punt return</li> <li>238 kick return and 138 punt return yards in 2013</li> </ul>
<b>KR/PR</b> <b>22</b>	 <b>LORENZO JEROME</b> (5-11, 185, Jr)	<ul style="list-style-type: none"> <li>98-yard KR TD at ETSU, School-record 99-yard at Towson</li> <li>181 kick return yards on four returns at Towson</li> <li>52-yard punt return for TD vs. Bryant (10/18/14)</li> </ul>
<b>KR/PR</b> <b>11</b>	 <b>KAMRON LEWIS</b> (6-3, 185, Fr)	<ul style="list-style-type: none"> <li>Two punt returns for 66 yards</li> <li>58-yard punt return at East Tennessee State</li> <li>27-yard kick return at ETSU</li> </ul>

# #KHAIRIDICULOUS

## KHAIRI DICKSON RUSHING PER GAME

### 2012 (FRESHMAN)

OPPONENT	Att-Yds	Td
James Madison	12-56	-
Bryant	21-148	2
Morehead State	11-42	1
Towson	5-18	-
Duquesne	7-37	-
<b>Total</b>	<b>56-301</b>	<b>2</b>

### 2013 (SOPHOMORE)

OPPONENT	Att-Yds	Td
Georgia Southern	16-76	2
James Madison	11-25	-
Lincoln	11-45	1
Central Connecticut	5-16	-
Monmouth	2-6	-
Sacred Heart	8-26	-
Duquesne	4-15	-
Bryant	10-26	-
Wagner	2-0	-
Robert Morris	2-7	-
<b>Total</b>	<b>71-242</b>	<b>3</b>

### 2014 (JUNIOR)

OPPONENT	Att-Yds	Td
Fordham	33-244	2
Clarion	25-148	2
James Madison	39-216	1
Youngstown State	29-151	1
University of Virginia - Lynchburg	10-157	3
Wagner	30-125	-
Bryant	25-187	1
Sacred Heart	28-95	-
Duquesne	29-138	-
Robert Morris	34-189	1
Central Connecticut	27-58	1
<b>Total</b>	<b>309-1708</b>	<b>12</b>

### 2015 (SENIOR)

OPPONENT	Att-Yds	Td
Georgetown	22-129	3
Towson	15-36	-
Youngstown State	3-5	-
East Tennessee State	13-72	1
Wagner	23-161	1
Bryant	20-130	2
Sacred Heart	24-86	-
Central Connecticut State	24-105	1
<b>Total</b>	<b>144-724</b>	<b>8</b>



# KHAIRI DICKSON

## CAREER HONORS

### 2015

- STATS Preseason Second Team All-America
- USA Football Preseason First Team All-American
- CFPA National Performer of the Year Watch List
- STATS Offensive Player of the Year Watch List
- NEC Offensive Player of the Week (9/7)

### 2014

- FCS All-America Third Team
- NCAA Statistical Champion: Rush YPG
- NEC Offensive Player of the Year
- All-NEC First Team
- CFPA Running Back of the Week (9/2)

### 2012

- CFPA Freshman Performer of the Year Watch List
- NEC Rookie of the Week (9/10, 9/17)

# RED FLASH TWO-DEEP

## RED FLASH OFFENSE

QB	7	<b>Zack Drayer</b>	6-3	215	Jr.
	18	Andrew Koester	6-4	200	Fr.
RB	1	<b>Khairi Dickson</b>	6-0	182	Sr.
	2	Marcus Bagley	5-10	203	So.
FB	34	<b>Anthony Damiano</b>	6-1	237	Jr.
	31	Alex Voichevovich	6-2	220	So.
WR	6	<b>Terell Smith</b>	6-0	194	R-Sr.
	16	William Martin	5-8	167	R-Jr.
WR	19	<b>Daniel Adams</b>	6-2	210	Sr.
	3	Anthony Abeid	5-8	175	Sr.
TE	45	<b>Frank Failace</b>	6-2	225	R-Jr.
	87	Matt Valenzuela	6-2	225	Jr.
LT	56	<b>Sam Freireich</b>	6-3	275	Jr.
	77	Christian Eubanks	6-4	280	Fr.
LG	50	<b>Mederick Flavius</b>	6-3	275	So.
	52	Mike Ames	6-2	270	Fr.
C	68	<b>Jimmy Marks</b>	6-2	275	Jr.
	75	Michael Boyd	6-1	291	Jr.
RG	77	<b>Christian Eubanks</b>	6-4	280	Fr.
	70	Andrew Lucci	6-2	280	Fr.
RT	63	<b>Evan Ferguson</b>	6-6	302	So.
	74	Torsten Norberg	6-6	285	Fr.

## RED FLASH DEFENSE

NT	9	<b>Wesley Nagaseu</b>	6-0	240	Jr.
	99	James-Nii Lartey	6-1	310	So.
DE	47	<b>Luke Weiss</b>	6-3	230	So.
	57	Austin Gray	6-2	285	So.
DE	2	<b>Erik Walker</b>	6-3	245	R-Jr.
	95	Louie Gartner	5-10	260	Fr.
LOLB	20	<b>Marcus Pickens</b>	5-11	220	Jr.
	25	Glenn Cross	5-11	185	Jr.
BUCK	10	<b>Semo Sila</b>	6-1	196	Sr.
	43	Ben Bruni	6-0	210	Fr.
MIKE	5	<b>Solomon Leaeno</b>	5-11	220	Jr.
	48	Sean Orsini	6-2	220	Fr.
ROLB	6	<b>Max Ma'afala-Maiava</b>	6-0	230	Sr.
	49	Kyle Sulecki	5-11	205	So.
CB	14	<b>DaQuan Minter</b>	5-11	170	Sr.
	23	Ricky Jordan	5-11	170	Sr.
CB	17	<b>Malik Duncan</b>	5-10	180	So.
	27	Jalen Wells	6-1	175	So.
SS	21	<b>Delondo Boyd</b>	6-0	185	So.
	26	Robert Miller	6-2	190	R-Jr.
FS	22	<b>Lorenzo Jerome</b>	5-11	185	Jr.
	28	Angelo Perrucci	6-0	185	Sr.

## RED FLASH SPECIAL TEAMS

P OR	82	<b>Andrew Zecca</b>	6-2	190	Fr.
	7	Zack Drayer	6-3	215	Jr.
PK	12	<b>Lance Geesey</b>	5-10	180	R-Jr.
	39	Eric Bofenkamp	6-0	175	So.
LS	33	<b>Tyler Heisey</b>	6-0	180	So.
	41	<b>Matt Camilletti</b>	6-2	205	Sr.
KR	22	<b>Lorenzo Jerome</b>	5-11	185	Jr.
	3	Anthony Abeid	5-8	175	Sr.
PR	22	<b>Lorenzo Jerome</b>	5-11	185	Jr.
	11	Kamron Lewis	6-3	185	Fr.

## RED FLASH COACHES

*Chris Villarrial, Head Coach (Sixth season)*

### OFFENSE

Eric Long, Offensive Coordinator (Fourth season)  
 Brian Wright, Wide Receivers (Seventh season)  
 Brian White, Offensive Line/Run Game Coordinator (Second season)  
 Josh Hutchison, Running Backs/Tight Ends/Co-Special Teams Coord. (Second season)

### DEFENSE

Michael Craig, Defensive Coordinator (Second season)  
 Matt Gueguen, Defensive Line (Second season)  
 Evan Knight, Linebackers (First season)  
 Marco Pecora, Defensive Backs/Co-Special Teams Coordinator (Second season)

# 2015 ROSTER

#	Name	Cl.	Pos.	Ht.	Wt.	Hometown/High School	#	Name	Cl.	Pos.	Ht.	Wt.	Hometown/High School
1	Khairi Dickson	RB	Sr.	6-0	182	Cleveland, Ohio/Cleveland Central Catholic	37	Byron Johnson	RB	So.	5-9	185	Germantown, Md./Northwest
2	Erik Walker	DL	R-Jr.	6-3	245	Clairston, Pa./Clairston	38	Andre Wilson	LB	So.	5-11	205	Rochester, N.Y./Bishop Kearney
2	Marcus Bagley	RB	So.	5-10	203	Cleveland Heights, Ohio/Cleveland Heights	39	Eric Bofenkamp	K/P	So.	6-0	175	Warren, Ohio/John F. Kennedy
3	Anthony Abeid	WR	Sr.	5-8	175	Youngstown, Ohio/Youngstown Christian	40	Marcus Galie	LB	Fr.	6-1	205	Upper St. Clair, Pa./Upper St. Clair
3	Tyler Magaha	QB	Fr.	6-1	180	Frederick, Md./Gov. Thomas Jefferson	41	Matt Camilletti	TE	Sr.	6-2	205	Bangor, Pa./Pius X
4	Alek Schultz	RB	So.	5-8	180	Herndon, Va./Oak Crest	41	Anthony Roefaro	LB	Fr.	6-1	190	Altoona, Pa./Altoona
4	Jordan Millberry	WR	So.	5-6	155	Harrisburg, Pa./Susquehanna Township	42	James Cleveland	DL	So.	6-2	220	Toms River, N.J./Monsignor Donovan
4	Nick Ossman	RB	Fr.	5-10	195	Wellsburg, W.Va./Brooke	43	Ben Bruni	LB	Fr.	6-0	210	Pittsburgh, Pa./Mt. Lebanon
5	Solomon Leaeno	LB	Jr.	5-11	220	Kapolei, Hawaii/James Campbell	44	Shawn McCord	DL	So.	6-2	230	Aberdeen, N.J./Red Bank Catholic
5	Myles Brooker	WR	R-Jr.	6-0	180	Philadelphia, Pa./Germantown	45	Frank Failace	TE	R-Jr.	6-2	225	Wayne, N.J./Don Bosco Prep
6	Max Ma'afala-Maiava	LB	Sr.	6-0	230	Pearl City, Hawaii/Aiea	46	Zach Rohland	TE	So.	6-3	238	Carlisle, Pa./Cumberland Valley
6	Terell Smith	WR	R-Sr.	6-0	194	West Haverstraw, N.Y./North Rockland	47	Luke Weiss	DL	So.	6-3	230	Verona, N.J./Verona
7	Zack Drayer	QB	Jr.	6-3	215	Hershey, Pa./Hershey	48	Sean Orsini	LB	Fr.	6-2	220	Imperial, Pa./West Allegheny
7	Jarren Williams	DB	Fr.	5-11	170	Lewis Center, Ohio/Olentangy	49	Kyle Sulecki	LB	So.	5-11	205	Wilmington, Del./Delaware Military Academy
8	Brandon Small	LB	R-Sr.	5-10	220	Clairston, Pa./Clairston	50	Mederick Flavius	OL	So.	6-3	275	Lauderhill, Fla./Northeast
9	Wesley Nagaseu	DL	Jr.	6-0	240	Waipahu, Hawaii/Waipahu	50	Trysten Hunt	LB	Fr.	5-9	210	Levittown, Pa./Truman
9	Andre Dowdell	WR	Fr.	5-8	175	Syracuse, N.Y./Christian Brothers Academy	51	Abu Fofanah	DL	Sr.	6-3	260	Westminster, Md./Westminster
10	Semo Sila	LB	Sr.	6-1	196	Honolulu, Hawaii/Farrington	52	Michael Ames	OL	Fr.	6-2	270	Pittsburgh, Pa./Penn Hills
10	Freddy Bopst	QB	So.	6-3	205	Jarrettsville, Md./Boys Latin	53	Marc Rodriguez	LB	So.	6-2	220	Connellsville, Pa./Greensburg Central Catholic/Maryland
11	Kamron Lewis	WR	Fr.	6-3	185	Fresno, Calif./Edison	54	Andrew Sledzinski	DL	Fr.	6-4	275	Lake Ariel, Pa./Western Wayne
11	Raughn Carter	DB	Fr.	5-9	180	Hagerstown, Md./North Hagerstown	55	Ricardo Johnson	DL	So.	6-1	297	Baltimore, Md./Archbishop Curley
12	Lance Geesey	K	R-Jr.	5-10	180	Harrisburg, Pa./Cumberland Valley	56	Sam Freireich	OL	Jr.	6-3	275	Austin, Texas/Westlake
12	Hakeem Kinard	QB	Fr.	5-10	180	York, Pa./York Catholic	57	Austin Gray	DL	So.	6-2	285	Egg Harbor Township, N.J./Egg Harbor Township
13	Jermaine Ponder	DB	So.	6-2	160	Rochester, N.Y./Bishop Kearney	58	Roger Cooley	OL	So.	5-11	235	Germantown, Md./Northwest
13	Kordel McInnis	WR	R-Sr.	6-1	200	Sewell, N.J./Washington Township	59	John Honeycutt	LB	So.	6-1	210	Baltimore, Md./Perry Hall
13	Lamont Stubbs III	RB	Fr.	5-10	200	Mechanicsville, Va./Atlee	60	Kyle Gibson	OL	Fr.	6-4	295	Holmdel, N.J./St. John-Vianney
14	DaQuan Minter	DB	Fr.	5-11	170	Johnstown, Pa./Greater Johnstown	61	Garrett Henry	OL	Fr.	6-2	270	Shillington, Pa./Governor Mifflin
14	Dsaun Greenway	WR	Fr.	6-4	210	Ontario, Canada/Jean Vanier	63	Evan Ferguson	OL	So.	6-6	302	Sterling, Va./Dominion
15	Dennis James	WR	Fr.	6-3	195	Jersey City, N.J./St. Peter's Prep	67	Damian Smith	OL	Jr.	6-0	300	Altoona, Pa./Altoona
15	Abijah Howell	DB	Fr.	6-2	170	Coral Springs, Fla./Taravella	68	Jimmy Marks	OL	Jr.	6-2	275	Middletown, Pa./Lower Dauphin
16	Will Martin	WR	R-Sr.	5-8	167	Burlington, N.J./Burlington Township	69	Brandon Taylor	DL	Jr.	6-1	270	Montclair, N.J./Montclair
17	Malik Duncan	DB	So.	5-10	180	Cleveland, Ohio/Cleveland Central Catholic	70	Andrew Lucci	OL	Fr.	6-2	280	Parma, Ohio/Padua Franciscan
17	Rodriguez Alexander	WR	Fr.	6-0	170	Miramar, Fla./Everglades	72	Isaac Jackson Jr.	OL	Fr.	6-5	320	Upper Marlboro, Md./Riverdale Baptist
18	Andrew Koester	QB	Fr.	6-4	200	Imperial, Pa./West Allegheny	74	Torsten Norberg	OL	Fr.	6-6	285	Manassas, Va./Osbourn
19	Daniel Adams	WR	Sr.	6-2	210	Washington, D.C./Northwestern HS/Maryland	75	Michael Boyd	OL	Jr.	6-1	291	Honolulu, Hawaii/Farrington
20	Marcus Pickens	LB	Jr.	5-11	220	Oxon Hill, Md./Potomac	76	Mitchell Boyd	DL	Jr.	6-1	303	Honolulu, Hawaii/Farrington
20	Jymere Jordan-Toney	RB	Fr.	5-10	190	Philadelphia, Pa./Franklin	77	Christian Eubanks	OL	Fr.	6-4	280	Reynoldsburg, Ohio/Reynoldsburg
21	Delondo Boyd	DB	So.	6-0	185	Indian Head, Md./Henry E. Lackey	80	Junior Ajayi	WR	So.	5-10	165	Delran, N.J./Holy Cross
22	Lorenzo Jerome	DB	Jr.	5-11	185	Sunrise, Fla./J.P. Taravella	81	Marcus Alston	TE	Jr.	6-3	240	Baltimore, Md./Mount St. Joseph
23	Ricky Jordan	DB	Sr.	5-11	170	Wheeling, W.Va./Linsly	82	Andrew Zecca	P	Fr.	6-2	190	Berkeley Heights, N.J./Gov. Livingston
24	Dashaun Dixon-Roberts	DB	Jr.	6-3	200	Pittsburgh, Pa./Brasher/Lackawanna C.C.	84	Tim Davis	WR	Fr.	6-2	175	Ebensburg, Pa./Central Cambria
25	Glenn Cross	LB	Jr.	5-11	185	Matawan, N.J./Matawan Regional	85	Jay Stone	WR	So.	5-8	165	York, Pa./Central York
26	Robert Miller	DB	R-So.	6-2	190	Coral Springs, Fla./Taravella/Florida Atlantic	86	Anthony Cruz	WR	Fr.	6-2	180	Dingmans Ferry, Pa./East Stroudsburg North
27	Jalen Wells	DB	So.	6-1	175	Westerville, Ohio/Thomas Worthington	87	Matt Valenzuela	TE	Jr.	6-2	225	Sterling, Va./Dominion
28	Angelo Perrucci	DB	Sr.	6-0	185	Easton, Pa./Wilson Area	88	Andrew Fischer	WR	Fr.	5-11	170	Boca Raton, Fla./Boca Raton
29	Kenney Brown	DB	Fr.	6-1	205	Albany, Ga./Sherwood Christian	89	Tate Duarte	WR	Fr.	6-5	205	Poland, Ohio/Poland
30	Jared Thompson	DB	So.	5-8	178	Clarksburg, Md./Clarksburg	90	Kendric Lewis	DL	Fr.	6-0	300	Harrisburg, Pa./Bishop McDevitt
30	Kevin Thompson	DB	Jr.	5-10	185	Edison, N.J./Edison	91	Michael Brucker	DL	Jr.	6-2	230	Bethel Park, Pa./Bethel Park
31	Alex Woichevich	FB/LB	So.	6-2	220	Macedonia, Ohio/Nordonia	92	T.J. Dougherty	DL	Sr.	6-2	260	West Chester, Pa./West Chester Rustin
32	Maurice Hubbard	DB	So.	5-9	175	Galloway, N.J./Absegami	93	Roberto Harris-Barron	DL	Sr.	5-10	244	Philadelphia, Pa./Roman Catholic
33	Tyler Heisey	FB/LB	So.	6-0	180	Mechanicsburg, Pa./Cumberland Valley	94	Jimmy Prohaska	DL	Fr.	6-2	285	Ashburn, Va./Stone Bridge
33	Josh Heron	DB	Fr.	5-9	160	Bethlehem, Pa./Bethlehem Catholic	95	Jesse Rodgers	DL	Fr.	6-3	285	Lewistown, Pa./Mifflin County
34	Anthony Damiano	FB	Sr.	6-1	237	Tamaqua, Pa./Marian Catholic	96	Louie Gartner	DL	Fr.	5-10	260	Paramus, N.J./Paramus Catholic
34	Ryan Siwy	LB	So.	6-1	190	Johnstown, Pa./Bishop McCourt	98	Stefanos Karpontinis	DL	Fr.	6-2	275	Lawrenceville, N.J./Notre Dame
35	Zane Stewart	LB	So.	6-1	215	Chambersburg, Pa./Chambersburg	99	James-Nii Lartey	DL	So.	6-1	310	Bristow, Va./Fork Union Military Academy/Hampton
36	Cody Sampson	RB	So.	5-10	187	Hammonton, N.J./St. Joseph							

# NOTABLES

<b>200+ Yards Passing</b>	<b>2015</b>	<b>Career</b>
Zack Drayer	5	7
<b>150+ Yards Passing</b>	<b>2015</b>	<b>Career</b>
Zack Drayer	7	11
<b>Multiple TD Passing Games</b>	<b>2015</b>	<b>Career</b>
Zack Drayer	4	8
<b>3 (or more) TD Passing Games</b>	<b>2015</b>	<b>Career</b>
Zack Drayer	1	3
<b>4 (or more) TD Passing Games</b>	<b>2015</b>	<b>Career</b>
Zack Drayer	0	1
<b>100+ Yards Rushing Games</b>	<b>2015</b>	<b>Career</b>
Khairi Dickson	4	14
Marcus Bagley	2	2
Anthony Abeid	0	1
<b>200+ Yards Rushing Games</b>	<b>2015</b>	<b>Career</b>
Khairi Dickson	0	2
<b>Multiple TD Rushing Games</b>	<b>2015</b>	<b>Career</b>
Khairi Dickson	2	5
Marcus Bagley	0	1
<b>3 (or more) TD Rushing Games</b>	<b>2015</b>	<b>Career</b>
Khairi Dickson	1	2
Marcus Bagley	0	1
<b>100+ Yards Receiving Games</b>	<b>2015</b>	<b>Career</b>
Terell Smith	5	6
Anthony Abeid	1	3
<b>Multiple TD Receiving Games</b>	<b>2015</b>	<b>Career</b>
Terell Smith	2	2
Anthony Abeid	0	2
<b>100+ All-Purpose Yards</b>	<b>2015</b>	<b>Career</b>
Khairi Dickson	4	14
Anthony Abeid	2	8
Terell Smith	5	6
Lorenzo Jerome	2	4
Marcus Bagley	2	3
<b>Double Digit Tackles</b>	<b>2015</b>	<b>Career</b>
Lorenzo Jerome	2	6
Solomon Leveno	2	4
Semo Sila	2	2
Wesley Nagaseu	0	1
<b>Interceptions</b>	<b>2015</b>	<b>Career</b>
DaQuan Minter	1	12
Lorenzo Jerome	2	11
Delondo Boyd	3	3
Robert Miller	1	1
Sean Orsini	1	1
Semo Sila	0	1
Malik Duncan	0	1
Angelo Perucci	1	1
<b>Kick Return TDs</b>	<b>2015</b>	<b>Career</b>
Lorenzo Jerome	2	2
<b>Punt Return TDs</b>	<b>2015</b>	<b>Career</b>
Lorenzo Jerome	0	1

## 250-YARD PASSING GAMES

### ZACK DRAYER (3)

Yds	COMP-ATT	OPPONENT	YR
292	16-28	Wagner	2015
291	13-20	Sacred Heart	2015
286	15-31	Wagner	2014
259	22-38	Bryant	2015

## 200-YARD RUSHING GAMES

### KHAIRI DICKSON (2)

Yds	ATT	OPPONENT	YR
244	33	Fordham	2014
216	39	James Madison	2014

## 100-YARD RUSHING GAMES

### KHAIRI DICKSON (11)

Yds	ATT	OPPONENT	YR
244	33	Fordham	2014
216	39	James Madison	2014
189	34	Robert Morris	2014
187	25	Bryant	2014
161	23	Wagner	2015
157	10	University of Virginia-Lynchburg	2014
151	29	Youngstown State	2014
148	21	Bryant	2012
148	25	Clarion	2014
138	29	Duquesne	2014
130	20	Bryant	2015
129	22	Georgetown	2015
125	30	Wagner	2014
105	24	Central Connecticut State	2015

### MARCUS BAGLEY (1)

Yds	ATT	OPPONENT	YR
147	19	Georgetown	2015
126	12	Wagner	2015

### ANTHONY ABEID (1)

Yds	ATT	OPPONENT	YR
119	18	Monmouth	2012

## 100-YARD RECEIVING GAMES

### ANTHONY ABEID (2)

Yds	REC	OPPONENT	YR
189	8	Wagner	2014
116	3	Robert Morris	2012
103	7	Sacred Heart	2015

### TERELL SMITH (4)

Yds	REC	OPPONENT	YR
162	2	Sacred Heart	2015
148	6	East Tennessee State	2015
140	9	Georgetown	2015
130	6	Wagner	2015
105	6	Sacred Heart	2014
102	8	Towson	2015

## INTERCEPTIONS RETURNED FOR TOUCHDOWNS

Yds	PLAYER	OPPONENT	YR
60	Jerome	Duquesne	2013
44	Minter	Monmouth	2013
41	Jerome	Virginia-Lynchburg	2014
40	Miller	East Tennessee State	2015
35	D. Boyd	Georgetown	2015
34	Orsini	East Tennessee State	2015
28	Minter	Duquesne	2014

## TEAM

### SCORING:

Scored 80 or More:	80, vs. Virginia-Lynchburg - Sept. 27, 2014
Scored 70 or More:	80, vs. Virginia-Lynchburg - Sept. 27, 2014
Scored 60 or More:	80, vs. Virginia-Lynchburg - Sept. 27, 2014
Scored 50 or More:	58, at East Tennessee State - Oct. 3, 2015
Scored 40 or More:	43, vs. Wagner - Oct. 17, 2015
Scored 30 or More:	58, at East Tennessee State - Oct. 3, 2015
Scored 20+ Points in a Half:	20 (2nd), vs. Sacred Heart - Oct. 31, 2015
Scored 30+ Points in a Half:	38 (1st), at East Tennessee State - Oct. 3, 2015
Scored 21+ Points in a Quarter:	21 (2nd), at East Tennessee State - Oct. 3, 2015

### OFFENSE:

400 Yards Rushing or More:	438, vs. Virginia-Lynchburg - Sept. 27, 2014
300 Yards Rushing or More:	336, vs. Wagner - Oct. 17, 2015
200 Yards Rushing or More:	281, vs. Georgetown - Sept. 5, 2015

300 Yards Passing or More:	301, at Wagner - Sept. 26, 2009
250 Yards Passing or More:	291, vs. Sacred Heart - Oct. 31, 2015

600 Yards of Total Offense:	628, vs. Wagner - Oct. 17, 2015
500 Yards of Total Offense:	628, vs. Wagner - Oct. 17, 2015
400 Yards of Total Offense:	445, vs. Sacred Heart - Oct. 31, 2015

### DEFENSE:

Held an Opponent Under 20 points:	13, at Central Connecticut State - Nov. 7, 2015
Held an Opponent to Zero TDs:	vs. Virginia-Lynchburg - Sept. 27, 2014
Shut out an Opponent:	80-0, vs. Virginia-Lynchburg - Sept. 27, 2014
Held an Opponent Scoreless in a Half:	1st, at Central Connecticut State - Nov. 7, 2015

Allowed 100 Yards Passing or Less:	83, at Central Connecticut State - Nov. 7, 2015
Allowed 100 Yards Rushing or Less:	76, vs. Sacred Heart - Oct. 31, 2015
Allowed 100 yards Total Offense or Less:	98, vs. Va.-Lynchburg - Sept. 27, 2014

Recorded 2+ INTs:	3, at East Tennessee State - Oct. 3, 2015
Recorded 3+ INTs:	3, at East Tennessee State - Oct. 5, 2015
Recorded 5+ INTs:	7, vs. Sacred Heart - Sept. 18, 2010

Returned an Interception for a TD:	at East Tennessee State - Oct. 3, 2015
Returned Two Interceptions for TD:	at East Tennessee State - Oct. 3, 2015
Returned a Fumble for a TD:	Monmouth - Oct. 12, 2013

### SPECIAL TEAMS:

Returned a Kick for a TD:	at East Tennessee State - Oct. 3, 2015
Returned a Punt for a TD:	Bryant - Oct. 18, 2014
Returned a Blocked Punt for a TD:	at Sacred Heart - Oct. 27, 2007
Blocked a Punt:	at Bryant - Oct. 24, 2015

### MISCELLANEOUS:

Came Back From Down 10+ to Win:	17, at Morehead St. - Sept. 15, 2012
Won When Down at Start of 4th:	vs. Duquesne - Nov. 1, 2014
Won When Trailing at Halftime:	vs. Sacred Heart - Oct. 31, 2015
Defeated a Nationally Ranked Team:	at #22/24 Sacred Heart - Oct. 25, 2014

Recorded Three or More Sacks:	6, at Central Connecticut State - Nov. 7, 2015
Held an Opponent Without a Sack:	at East Tennessee State - Oct. 3, 2015
Threw Two INTs:	Georgetown - Sept. 5, 2015
Threw Three INTs:	Morehead St. - Sept. 17, 2011

Played in Overtime:	at Wagner - Oct. 11, 2014
Won in Overtime:	14-7, Robert Morris - Nov. 16, 2002
Lost in Overtime:	46-39 (2 OT), at Wagner - Oct. 11, 2014
Won Back-to-Back Games:	2, Oct. 31-Nov. 7, 2015
Won Three Consecutive Games:	3, Sept. 26-Oct. 17, 2015
3+ Consecutive Games of 200+ Rushing Yards:	3, Oct. 29-Nov. 12, 2011
3+ Consecutive Games with an INT:	4, Oct. 25-Nov. 22, 2014
3+ Consecutive Games with 21+ Points:	5, Oct. 3, 2015-Nov. 7, 2015
3+ Consecutive Games Opp. Under 21 Points:	3, Nov. 9-23, 2013
Back-to-Back NEC Wins:	2, Oct. 31-Nov. 7, 2015

## INDIVIDUAL

### ALL PURPOSE YARDS:

400+ All-Purpose Yards:	457, Kyle Harbridge vs. Morehead St. - Sept. 17, 2011
300+ All-Purpose Yards:	384, Kyle Harbridge vs. Fordham - Sept. 28, 2013
200+ All-Purpose Yards:	203, Khairi Dickson at Robert Morris - Nov. 15, 2014
Two Players with 150+ All-Purpose Yards:	Anthony Abeid & Khairi Dickson - Oct. 11, 2014

### RUSHING:

300+ Yards Rushing:	346, Kyle Harbridge vs. Morehead St. - Sept. 17, 2011
250+ Yards Rushing:	291, Kyle Harbridge vs. Fordham - Sept. 28, 2013
200+ Yards Rushing:	216, Khairi Dickson at James Madison - Sept. 13, 2014
150+ Yards Rushing:	162, Khairi Dickson vs. Wagner - Oct. 17, 2015
100+ Yards Rushing:	105, Khairi Dickson at Central Connecticut State - Nov. 7, 2015
Three or More Rushing TDs:	3, Dickson vs. Georgetown - Sept. 5, 2015
A Rush of 70+ yards:	71 (TD), Khairi Dickson vs. Bryant - Oct. 18, 2014

### PASSING:

300 Yards Passing:	301, John Kelly vs. Wagner - Sept. 26, 2009
250 Yards Passing:	291, Zack Drayer vs. Sacred Heart - Oct. 31, 2015
Threw 3+ TDs:	3, vs. Wagner - Oct. 17, 2015
Threw 4+ TDs:	4, Zack Drayer at Wagner - Oct. 11, 2014
Threw 2+ Interceptions:	2, Zack Drayer vs. Georgetown - Sept. 5, 2015
Threw 3+ Interceptions:	3, John Kelly vs. Morehead St. - Sept. 17, 2011
Pass of 70+ Yards:	98 yards (TD), Zack Drayer to Terrell Smith vs. Sacred Heart - Oct. 31, 2015

### RECEIVING:

6+ Catches:	7, Anthony Abeid at Central Connecticut State - Nov. 7, 2015
8+ Catches:	8, Daniel Adams at Bryant - Oct. 24, 2015
10+ Catches:	10, Omar Winston at CCSU - Nov. 8, 2008
Two Players with 5+ Catches:	Anthony Abeid and Terrell Smith at Central Connecticut State - Nov. 7, 2015
100+ Yards Receiving:	162, Terrell Smith and 103, Anthony Abeid vs. Sacred Heart - Oct. 31, 2015
Multiple Touchdown Receptions:	2, Terrell Smith - Oct. 31, 2015
Touchdown on First Career Reception:	Matt Valenzuela at CCSU - Oct. 5, 2013
Three Players with 3+ Catches:	Abeid, Lewis, Smith at Central Connecticut State - Nov. 7, 2015

### DEFENSE:

Interception Return for TD:	Sean Orsini at East Tennessee State, 34 yards - Oct. 3, 2015
Fumble Return for TD:	Bishop Neal vs. Monmouth, 8 yards - Oct. 12-2013

Two or More Sacks:	2, Wesley Nagaseu at Central Connecticut State - Nov. 7, 2015
Two or More Interceptions:	2, Delondo Boyd vs. Georgetown - Sept. 5, 2015

15+ Tackle Game:	18, Austin Miele at Bryant - Nov. 12, 2011
20+ Tackle Game:	24, Matthew Parker vs. Wagner - Oct. 16, 2010
30+ Tackle Game:	33, Bab McHale vs. Geneva - Oct. 23, 1982
Freshman Leading Tackler:	Lorenzo Jerome (8) vs. Monmouth - Oct. 12, 2013

### SPECIAL TEAMS:

Five or More Field Goals:	5, Lance Geesey at Central Connecticut State - Nov. 7, 2015
Four or More Field Goals:	5, Lance Geesey at Central Connecticut State - Nov. 7, 2015
Three or More Field Goals:	5, Lance Geesey at Central Connecticut State - Nov. 7, 2015
10+ Consecutive Made Field Goals:	12, Lance Geesey - Oct. 17-Nov. 7, 2015
Field Goal Make of 45+ yards:	52, Lance Geesey vs. Bryant - Oct. 18, 2014
A Punt of 60+ yards:	64, Andrew Penksa vs. Wagner - Sept. 3, 2011

Kickoff Return for TD:	Lorenzo Jerome at East Tennessee State, 98 yards - Oct. 3, 2015
Punt Return for TD:	Lorenzo Jerome vs. Bryant, 52 yards - Oct. 18, 2014
Returned a Blocked Punt for TD:	Brent Sanders at Sacred Heart - Oct. 27, 2007

# GAME HIGHS - 2015 SEASON AND (CAREER)

OFFENSE						Rushing			Receiving		
Passing						Att	Yds	TD	Rec	Yds	TD
	Comp	Att	Yds	TD	Int						
7 Zack Drayer	23(23)	38(38)	292(292)	3(4)	2(2)	9(9)	49(49)	1(1)	--(1)	--(33)	--(1)
22 Lorenzo Jerome	1(1)	1(1)	53(53)	--(0)	--(0)	1(1)	3(3)	--(0)	--(0)	--(0)	--(0)
18 Andrew Koester	--(0)	--(0)	--(0)	--(0)	--(0)	--(0)	--(0)	--(0)	--(0)	--(0)	--(0)
12 Hakeem Kinard	--(0)	--(0)	--(0)	--(0)	--(0)	--(0)	--(0)	--(0)	--(0)	--(0)	--(0)
1 Khairi Dickson	--(0)	--(1)	--(0)	--(0)	--(0)	24(39)	161(244)	3(3)	4(4)	67(67)	--(0)
2 Marcus Bagley	--(0)	--(0)	--(0)	--(0)	--(0)	19(19)	147(147)	1(3)	2(2)	30(45)	--(0)
25 Alek Schultz	--(0)	--(0)	--(0)	--(0)	--(0)	--(8)	--(44)	--(0)	--(0)	--(0)	--(0)
9 Wesley Nagaseu	--(0)	--(0)	--(0)	--(0)	--(0)	2(2)	22(22)	1(1)	--(0)	--(0)	--(0)
37 Byron Johnson	--(0)	--(0)	--(0)	--(0)	--(0)	3(3)	4(4)	--(0)	--(0)	--(0)	--(0)
34 Anthony Damiano	--(0)	--(0)	--(0)	--(0)	--(0)	--(1)	--(1)	--(1)	1(1)	9(9)	1(1)
3 Anthony Abeid	--(1)	--(1)	--(33)	--(1)	--(0)	1(18)	-1(119)	--(1)	7(8)	103(189)	0(2)
6 Terell Smith	--(0)	--(0)	--(0)	--(0)	--(0)	--(0)	--(0)	--(0)	9(9)	162(162)	2(2)
16 William Martin	--(0)	--(0)	--(0)	--(0)	--(0)	--(0)	--(0)	--(0)	5(5)	30(48)	0(1)
19 Daniel Adams	--(0)	--(0)	--(0)	--(0)	--(0)	1(1)	-5(-5)	--(0)	8(8)	97(97)	1(1)
11 Kamron Lewis	--(0)	--(0)	--(0)	--(0)	--(0)	--(0)	--(0)	--(0)	3(3)	32(32)	--(0)
45 Frank Failace	--(0)	--(0)	--(0)	--(0)	--(0)	--(0)	--(0)	--(0)	3(3)	23(23)	3(3)
80 Junior Ajayi	--(0)	--(0)	--(0)	--(0)	--(0)	--(0)	--(0)	--(0)	3(3)	21(21)	--(0)
5 Myles Brooker	--(0)	--(0)	--(0)	--(0)	--(0)	--(0)	--(0)	--(0)	1(1)	8(20)	--(0)
87 Matt Valenzuela	--(0)	--(0)	--(0)	--(0)	--(0)	--(0)	--(0)	--(0)	1(1)	7(19)	--(1)
41 Matt Camilletti	--(0)	--(0)	--(0)	--(0)	--(0)	--(0)	--(0)	--(0)	--(1)	--(11)	--(1)

# GAME HIGHS - 2015 SEASON AND (CAREER)

## DEFENSE

Regulars	Tackles	TFL	Sacks	QBH	FF	FR	Int	Breakups
10 Semo Sila	14(14)	2(2)	.5(1)	1(3)	1(1)	--(0)	--(1)	2(2)
5 Solomon Leaeno	11(14)	3(3)	1(1)	--(0)	--(0)	--(1)	--(0)	--(1)
22 Lorenzo Jerome	11(12)	2(2)	1(1)	--(0)	--(1)	--(0)	1(1)	2(3)
6 Max Ma'afala-Maiava	6(12)	2(2)	2(2)	--(1)	1(1)	--(0)	--(0)	1(1)
9 Wesley Nagaseu	5(11)	2.5(2.5)	2(2)	2(2)	--(0)	--(0)	--(0)	--(0)
21 Delondo Boyd	8(8)	1.5(1.5)	--(1)	--(1)	1(1)	--(0)	2(2)	1(1)
27 Jalen Wells	8(8)	--(0)	--(0)	--(0)	--(0)	--(0)	--(0)	1(1)
17 Malik Duncan	5(8)	--(1.5)	--(0)	--(1)	--(0)	--(1)	--(1)	2(2)
48 Sean Orsini	7(7)	.5(5)	.5(5)	1(1)	--(0)	--(0)	1(1)	--(0)
14 DaQuan Minter	5(7)	--(0.5)	--(0)	1(1)	--(1)	--(0)	1(2)	3(3)
26 Robert Miller	6(6)	--(0)	--(0)	--(0)	--(0)	--(0)	1(1)	1(1)
2 Erik Walker	4(4)	2(2)	1(1)	3(3)	--(0)	--(0)	--(0)	--(1)
20 Marcus Pickens	4(4)	1(1)	--(0)	--(0)	--(0)	--(0)	--(0)	--(0)
47 Luke Weiss	4(4)	.5(5)	--(0)	--(0)	--(0)	--(0)	--(0)	--(0)

Other Contributors	Tackles	TFL	Sacks	QBH	FF	FR	Int	Breakups
8 Brandon Small	1(14)	--(1)	--(1)	--(1)	--(0)	--(0)	--(2)	--(1)
96 Louie Gartner	5(5)	3.5(3.5)	2(2)	--(0)	1(1)	--(0)	--(0)	--(0)
43 Ben Bruni	5(5)	1(1)	1(1)	1(1)	--(0)	--(0)	--(0)	2(2)
33 Tyler Heisey	--(4)	--(0)	--(0)	--(0)	--(0)	1(1)	--(0)	--(0)
28 Angelo Perrucci	3(3)	--(0)	--(0)	--(0)	--(0)	--(0)	1(1)	2(2)
35 Zane Stewart	3(3)	--(0)	--(0)	--(0)	1(1)	1(1)	--(0)	--(0)
32 Maurice Hubbard	3(3)	--(0)	--(0)	1(1)	--(0)	--(0)	--(0)	--(0)
23 Ricky Jordan	--(3)	--(0)	--(0)	--(0)	--(0)	--(0)	--(0)	--(1)
31 Alex Woichevovich	3(3)	--(0)	--(0)	--(0)	--(0)	--(0)	--(0)	--(0)
92 T.J. Dougherty	2(2)	1(1)	1(1)	--(0)	--(0)	--(0)	--(0)	--(0)
57 Austin Gray	2(2)	--(0)	--(0)	--(0)	--(0)	--(0)	--(0)	--(0)
51 Abu Fofanah	--(2)	--(1)	--(0)	--(0)	--(0)	--(0)	--(0)	--(0)
25 Glenn Cross	1(1)	--(0)	--(0)	--(0)	--(0)	--(0)	--(0)	--(0)
40 Marcus Galie	1(1)	--(0)	--(0)	--(0)	--(0)	--(0)	--(0)	--(0)
76 Mitchell Boyd	1(1)	--(0)	--(0)	--(0)	--(0)	--(0)	--(0)	--(0)
24 DaShaun Dixon-Roberts	1(1)	--(0)	--(0)	--(0)	--(0)	--(0)	--(0)	--(0)
29 Kenney Brown	1(1)	--(0)	--(0)	--(0)	--(0)	--(0)	--(0)	--(0)
49 Kyle Sulecki	1(1)	--(0)	--(0)	--(0)	--(0)	--(0)	--(0)	--(0)
69 Brandon Taylor	1(1)	--(0)	--(0)	--(0)	--(0)	--(0)	--(0)	--(0)
36 Cody Sampson	1(1)	--(0)	--(0)	--(0)	--(0)	--(0)	--(0)	--(0)
93 Roberto Harris-Barron	--(1)	--(0)	--(0)	--(0)	--(0)	--(0)	--(0)	--(0)
55 Ricardo Johnson	--(1)	--(1)	--(0)	--(0)	--(0)	--(0)	--(0)	--(0)

# 2015 OPPONENT SCHEDULES

## 1. Georgetown (4-5)

SEPTEMBER		
5	at Saint Francis	L, 48-20
12	<b>MARIST</b>	<b>W, 34-7</b>
19	<b>DARTMOUTH</b>	<b>L, 31-10</b>
26	at Columbia	W, 24-16
OCTOBER		
2	at Harvard	L, 45-0
10	<b>LAFAYETTE</b>	<b>W, 38-7</b>
17	<b>COLGATE</b>	<b>L, 17-3</b>
24	at Bucknell	W, 17-9
31	at Lehigh	L, 33-28
NOVEMBER		
14	<b>FORDHAM</b>	Noon
21	at Holy Cross	12:05

## 2. Towson (6-3)

SEPTEMBER		
5	at East Carolina	L, 28-20
12	<b>SAINT FRANCIS</b>	<b>W, 35-20</b>
19	<b>HOLY CROSS</b>	<b>W, 29-26</b>
26	at Elon	L, 17-13
OCTOBER		
10	<b>JAMES MADISON</b>	<b>L, 51-30</b>
17	at Stony Brook	W, 21-14
24	<b>VILLANOVA</b>	<b>W, 28-21</b>
31	<b>DELAWARE</b>	<b>W, 19-0</b>
NOVEMBER		
7	at Maine	W, 10-7
14	at William & Mary	1:30 p.m.
21	<b>RHODE ISLAND</b>	<b>2 p.m.</b>

## 3. Youngstown State (5-4)

SEPTEMBER		
5	at Pittsburgh	L, 45-37
12	<b>ROBERT MORRIS</b>	<b>W, 21-14(OT)</b>
19	<b>SAINT FRANCIS</b>	<b>W, 48-3</b>
OCTOBER		
3	at South Dakota	W, 31-3
10	<b>ILLINOIS STATE</b>	<b>L, 31-29</b>
17	<b>SOUTH DAKOTA STATE</b>	<b>L, 38-8</b>
24	at Southern Illinois	L, 38-31
31	at Western Illinois	W, 23-21
NOVEMBER		
7	<b>MISSOURI STATE</b>	<b>W, 47-7</b>
14	<b>NORTH DAKOTA STATE</b>	<b>2 p.m.</b>
21	at Indiana State	1:05 p.m.

## 4. University of Faith (0-6)

AUGUST/SEPTEMBER		
22	at Edward Waters	L, 76-7
29	<b>SOUTHEASTERN</b>	<b>L, 77-7</b>
5	at Shorter	L, 38-12
26	at Saint Francis	L, 78-0
OCTOBER		
3	at Prairie View A&M	L, 42-0
10	at Lenoir-Rhyne	L, 92-0
31	<b>COLLEGE OF FAITH (N.C.)</b>	<b>N/A</b>
NOVEMBER		
14	<b>COLLEGE OF FAITH (Ark.)</b>	<b>N/A</b>

## 5. E. Tennessee State (1-8)

SEPTEMBER		
3	<b>KENNESAW STATE</b>	<b>L, 56-16</b>
10	<b>MARYVILLE COLLEGE</b>	<b>L, 28-21</b>
17	at Charleston Southern	L, 47-7
26	<b>EMORY &amp; HENRY</b>	<b>L, 27-24</b>
OCTOBER		
3	<b>SAINT FRANCIS</b>	<b>L, 58-9</b>
17	at Mercer	L, 52-0
24	at Montana State	L, 63-7
31	<b>WARNER</b>	<b>W, 42-9</b>
NOVEMBER		
7	at Robert Morris	L, 21-9
14	at Gardner-Webb	1:30 p.m.
21	<b>KENTUCKY WESLEYAN</b>	<b>TBA</b>

## 6. Wagner (0-9, 0-4)

SEPTEMBER		
5	at Rice	L, 56-16
19	<b>MONMOUTH</b>	<b>L, 31-16</b>
26	<b>LAFAYETTE</b>	<b>L, 35-24</b>
OCTOBER		
3	<b>ROBERT MORRIS</b>	<b>L, 9-6</b>
10	at Columbia	L, 26-3
17	at Saint Francis	L, 43-14
24	at BYU	L, 70-6
31	at Duquesne	L, 35-17
NOVEMBER		
7	<b>BRYANT</b>	<b>L, 40-10</b>
14	<b>CENTRAL CONN. ST.</b>	<b>Noon</b>
21	at Sacred Heart	Noon

## 7. Bryant (5-4, 3-2)

SEPTEMBER		
5	<b>AMERICAN INTERNATIONAL</b>	<b>W, 27-3</b>
19	at Brown	W, 20-16
26	at Coastal Carolina	L, 31-17
OCTOBER		
3	at Monmouth	L, 31-24
10	at Central Conn. St.	L, 35-33
17	<b>DUQUESNE</b>	<b>W, 38-17</b>
24	<b>SAINT FRANCIS</b>	<b>W, 26-24</b>
31	at Holy Cross	L, 34-33
NOVEMBER		
7	at Wagner	W, 40-10
14	<b>SACRED HEART</b>	<b>Noon</b>
21	at Robert Morris	Noon

## 8. Sacred Heart (4-5, 1-3)

SEPTEMBER		
5	<b>SAINT ANSELM</b>	<b>W, 43-19</b>
12	at Valparaiso	W, 56-3
19	at Marist	L, 34-27
26	at Dartmouth	L, 49-7
OCTOBER		
10	at Robert Morris	W, 26-13
17	<b>CORNELL</b>	<b>W, 31-6</b>
24	<b>CENTRAL CONN. ST.</b>	<b>L, 26-10</b>
31	at Saint Francis	L, 23-14
NOVEMBER		
7	<b>DUQUESNE</b>	<b>L, 41-14</b>
14	at Bryant	Noon
21	<b>WAGNER</b>	<b>Noon</b>

## 9. Central Conn.St. (4-6, 3-2)

SEPTEMBER		
4	<b>LEHIGH</b>	<b>L, 20-14</b>
12	at Stony Brook	L, 38-9
19	<b>BOWIE STATE</b>	<b>W, 21-14</b>
26	at New Hampshire	L, 57-14
OCTOBER		
3	at Duquesne	L, 27-10
10	<b>BRYANT</b>	<b>W, 35-33</b>
17	<b>DARTMOUTH</b>	<b>L, 34-7</b>
24	at Sacred Heart	W, 26-10
31	<b>ROBERT MORRIS</b>	<b>W, 34-0</b>
NOVEMBER		
7	<b>SAINT FRANCIS</b>	<b>L, 22-13</b>
14	at Wagner	Noon

## 10. Robert Morris (3-6, 1-3)

SEPTEMBER		
5	<b>DAYTON</b>	<b>L, 27-24</b>
12	at Youngstown State	L, 21-14(OT)
19	<b>NOTRE DAME (OHIO)</b>	<b>W, 35-24</b>
26	at South Dakota State	L, 34-10
OCTOBER		
3	at Wagner	W, 9-6
10	<b>SACRED HEART</b>	<b>L, 26-13</b>
24	<b>DUQUESNE</b>	<b>L, 16-7</b>
31	at Central Conn. St.	L, 34-0
NOVEMBER		
7	<b>E. TENNESSEE STATE</b>	<b>W, 21-9</b>
14	at Saint Francis	Noon
21	<b>BRYANT</b>	<b>Noon</b>

## 11. Duquesne (7-3, 4-1)

SEPTEMBER		
5	<b>KENTUCKY CHRISTIAN</b>	<b>W, 47-7</b>
12	at Bucknell	W, 26-7
19	at Dayton	L, 24-13
26	at Albany	L, 17-14
OCTOBER		
3	<b>CENTRAL CONN. ST.</b>	<b>W, 27-10</b>
10	<b>ALDERSON-BROADDUS</b>	<b>W, 53-18</b>
17	at Bryant	L, 38-17
24	at Robert Morris	W, 16-7
31	<b>WAGNER</b>	<b>W, 35-17</b>
NOVEMBER		
7	at Sacred Heart	W, 45-14
22	<b>SAINT FRANCIS</b>	<b>Noon</b>

## NEC Standings

(Through 11/7)

Team	Overall	NEC
1. Duquesne	7-3	4-1
2. Saint Francis	6-3	3-1
3. Bryant	5-4	3-1
4. Central Conn. St.	4-6	3-2
5. Sacred Heart	4-5	1-3
6. Robert Morris	3-6	1-3
7. Wagner	0-9	0-4

# 2015 TEAM STATS

<b>Team Statistics</b>	<b>SFU</b>	<b>OPP</b>
SCORING	241	179
Points Per Game	30.1	22.4
Points Off Turnovers	45	13
FIRST DOWNS	145	139
Rushing	58	67
Passing	79	58
Penalty	8	14
RUSHING YARDAGE	1204	1109
Yards gained rushing	1483	1370
Yards lost rushing	279	261
Rushing Attempts	306	278
Average Per Rush	3.9	4.0
Average Per Game	150.5	138.6
TDs Rushing	12	12
PASSING YARDAGE	1707	1303
Comp-Att-Int	126-208-4	113-219-9
Average Per Pass	8.2	5.9
Average Per Catch	13.5	11.5
Average Per Game	213.4	162.9
TDs Passing	11	5
TOTAL OFFENSE	2911	2412
Total Plays	514	497
Average Per Play	5.7	4.9
Average Per Game	363.9	301.5
KICK RETURNS: #-Yards	27-613	36-918
PUNT RETURNS: #-Yards	13-139	14-277
INT RETURNS: #-Yards	9-229	4-80
KICK RETURN AVERAGE	22.7	25.5
PUNT RETURN AVERAGE	10.7	19.8
INT RETURN AVERAGE	25.4	20.0
FUMBLES-LOST	10-5	9-3
PENALTIES-Yards	65-611	38-353
Average Per Game	76.4	44.1
PUNTS-Yards	39-1320	47-1796
Average Per Punt	33.8	38.2
Net punt average	25.7	34.4
KICKOFFS-Yards	50-2978	35-1720
Average Per Kick	59.6	49.1
Net kick average	36.2	29.5
TIME OF POSSESSION/Game	32:41	27:19
3RD-DOWN Conversions	41/106	39/111
3rd-Down Pct	39%	35%
4TH-DOWN Conversions	5/6	5/15
4th-Down Pct	83%	33%
SACKS BY-Yards	23-170	21-147
MISC YARDS	0	0
TOUCHDOWNS SCORED	28	23
FIELD GOALS-ATTEMPTS	16-17	5-7
ON-SIDE KICKS	1-2	0-1
RED-ZONE SCORES	(32-33) 97%	(19-27) 70%
RED-ZONE TOUCHDOWNS	(19-33) 58%	(14-27) 52%
PAT-ATTEMPTS	(23-24) 96%	(22-22) 100%
ATTENDANCE	4779	40360
Games/Avg Per Game	3/1593	5/8072
Neutral Site Games		0/0

<b>Score by Quarters</b>	<b>1st</b>	<b>2nd</b>	<b>3rd</b>	<b>4th</b>	<b>OT</b>	<b>Total</b>
Saint Francis	60	46	56	79	0	241
Opponents	40	53	62	24	0	179

## 2015 INDIVIDUAL STATS

<b>Rushing</b>	gp	att	gain	loss	net	avg	td	lg	avg/g
Dickson, Khairi	8	144	760	36	724	5.0	8	65	90.5
Bagley, Marcus	8	93	516	40	476	5.1	2	53	59.5
Nagaseu, Wesley	8	3	23	0	23	7.7	1	16	2.9
Drayer, Zack	8	54	185	165	20	0.4	1	27	2.5
Johnson, Byron	2	4	11	4	7	1.8	0	5	3.5
Jerome, Lorenzo	8	1	3	0	3	3.0	0	3	0.4
Abeid, Anthony	5	1	0	1	-1	-1.0	0	0	-0.2
Adams, Daniel	7	1	0	5	-5	-5.0	0	0	-0.7
Team	5	5	-15	28	-43	-8.6	0	0	-8.6
Total	8	306	1483	279	1204	3.9	12	65	150.5
Opponents	8	278	1370	261	1109	4.0	12	63	138.6

<b>Passing</b>	gp	effic	comp-att-int	pct	yds	td	lg	avg/g
Drayer, Zack	8	141.18	125-207-4	60.4	1654	11	98	206.8
Jerome, Lorenzo	8	545.20	1-1-0	100.0	53	0	53	6.6
Total	8	143.12	126-208-4	60.6	1707	11	98	213.4
Opponents	8	100.89	113-219-9	51.6	1303	5	60	162.9

<b>Receiving</b>	gp	no.	yds	avg	td	lg	avg/g
Smith, Terrell	8	44	813	18.5	6	98	101.6
Adams, Daniel	7	20	274	13.7	1	42	39.1
Abeid, Anthony	5	20	271	13.6	0	43	54.2
Dickson, Khairi	8	10	105	10.5	0	42	13.1
Martin, William	8	8	51	6.4	0	14	6.4
Bagley, Marcus	8	7	69	9.9	0	22	8.6
Lewis, Kamron	7	6	45	7.5	0	16	6.4
Failace, Frank	7	3	23	7.7	3	10	3.3
Ajayi, Junior	5	3	21	7.0	0	9	4.2
Damiano, Anthony	8	2	14	7.0	1	9	1.8
Valenzuela, Matt	8	2	13	6.5	0	7	1.6
Brooker, Myles	5	1	8	8.0	0	8	1.6
Total	8	126	1707	13.5	11	98	213.4
Opponents	8	113	1303	11.5	5	60	162.9

<b>Punt Returns</b>	no.	yds	avg	td	lg
Jerome, Lorenzo	10	71	7.1	0	40
Lewis, Kamron	2	66	33.0	0	58
Miller, Robert	1	2	2.0	0	0
Total	13	139	10.7	0	58
Opponents	14	277	19.8	3	49

<b>Interceptions</b>	no.	yds	avg	td	lg
Boyd, Delondo	3	35	11.7	1	35
Jerome, Lorenzo	2	115	57.5	0	70
Perrucci, Angelo	1	5	5.0	0	5
Minter, DaQuan	1	0	0.0	0	0
Orsini, Sean	1	34	34.0	1	34
Miller, Robert	1	40	40.0	1	40
Total	9	229	25.4	3	70
Opponents	4	80	20.0	1	35

<b>Kick Returns</b>	no.	yds	avg	td	lg
Jerome, Lorenzo	15	494	32.9	2	99
Abeid, Anthony	5	56	11.2	0	22
Martin, William	2	10	5.0	0	5
Pickens, Marcus	1	4	4.0	0	4
Galie, Marcus	1	-2	-2.0	0	0
Brown, Kenney	1	4	4.0	0	4
Lewis, Kamron	1	27	27.0	0	27
Bagley, Marcus	1	20	20.0	0	20
Total	27	613	22.7	2	99
Opponents	36	918	25.5	2	95

<b>Fumble Returns</b>	no.	yds	avg	td	lg
Total	0	0	0.0	0	0
Opponents	0	0	0.0	0	0

\* Due to NCAA rules, stats against University of Faith do not count because they are a non-NCAA approved opponent.

## 2015 DEFENSIVE STATS

#	Defensive Leaders	gp	Tackles				Sacks no-yds	Pass defense			Fumbles		blkd	
			ua	a	tot	tfl/yds		int-yds	brup	qbh	rcv-yds	ff	kick	saf
10	Sila,Semo	8	27	36	63	6.0-11	1.0-3	.	2	1	.	1	.	.
22	Jerome, Lorenzo	8	30	20	50	5.5-28	2.5-20	2-115	6	.	.	.	.	.
5	Leaeno,Solomon	7	20	19	39	8.0-39	2.0-19	.	.	.	.	.	.	.
21	Boyd, Delondo	8	28	11	39	3.0-6	.	3-35	2	.	.	1	.	.
6	Ma'afala,Max	8	16	16	32	6.0-30	3.5-23	.	1	.	.	1	.	.
0B	Walker,Erik	8	19	10	29	7.0-35	3.0-21	.	.	3	.	.	.	.
9	Nagaseu,Wesley	8	12	15	27	7.0-47	4.0-39	.	.	2	.	.	.	.
48	Orsini,Sean	8	9	15	24	2.0-8	1.0-5	1-34	.	1	.	.	.	.
43	Bruni,Ben	8	11	10	21	1.5-14	1.0-12	.	2	1	1-0	.	.	.
17	Duncan, Malik	8	15	5	20	.	.	.	6	.	.	.	.	.
20	Pickens, Marcus	8	16	3	19	2.5-5	.	.	.	.	.	.	.	.
96	Gartner,Louie	8	12	7	19	5.5-27	4.0-23	.	.	.	.	1	.	.
27	Wells, Jalen	7	14	4	18	.	.	.	2	.	.	.	.	.
14	Minter, DaQuan	5	12	3	15	.	.	1-0	11	1	.	.	.	.
47	Weiss,Luke	8	4	10	14	1.0-1	.	.	.	.	.	.	.	.
28	Perrucci,Angelo	7	7	5	12	.	.	1-5	2	.	.	.	.	.
26	Miller, Robert	7	4	6	10	.	.	1-40	1	.	.	.	1	.
35	Stewart, Zane	8	5	2	7	.	.	.	.	.	1-0	1	.	.
8	Small,Brandon	3	3	2	5	.	.	.	.	.	.	.	.	.
32	Hubbard,Maurice	6	4	1	5	.	.	.	.	1	.	.	.	.
24	Dixon-Roberts,D	6	3	1	4	.	.	.	.	.	.	.	.	.
29	Brown, Kenney	6	3	.	3	.	.	.	.	.	.	.	.	.
31	Woicehovich	7	1	2	3	.	.	.	.	.	.	.	.	.
80	Ajayi, Junior	5	1	2	3	.	.	.	.	.	.	.	.	.
92	Dougherty,TJ	3	2	1	3	1.0-5	1.0-5	.	.	.	.	.	.	.
76	Boyd, Mitchell	3	2	.	2	.	.	.	.	.	.	.	.	.
25	Cross, Glenn	6	2	.	2	.	.	.	.	.	.	.	.	.
57	Gray,Austin	2	.	2	2	.	.	.	.	.	.	.	.	.
4	Schultz, Alex	3	2	.	2	.	.	.	.	.	.	.	.	.
36	Sampson, Cody	6	.	2	2	.	.	.	.	.	.	.	.	.
2	Bagley,Marcus	8	2	.	2	.	.	.	.	.	.	.	.	.
12	Geesey,Lance	8	2	.	2	.	.	.	.	.	.	.	.	.
TM	Team	5	2	.	2	.	.	.	.	.	.	1	.	.
69	Taylor, Brandon	1	1	.	1	.	.	.	.	.	.	.	.	.
40	Galie, Marcus	6	1	.	1	.	.	.	.	.	.	.	.	.
11	Lewis,Kamron	7	1	.	1	.	.	.	.	.	.	.	.	.
7	Drayer,Zack	8	1	.	1	.	.	.	.	.	.	.	.	.
3	Abeid,Anthony	5	1	.	1	.	.	.	.	.	.	.	.	.
49	Sulecki,Kyle	3	.	1	1	.	.	.	.	.	.	.	.	.
33	Heisey, Tyler	7	.	.	.	.	.	.	.	.	1-0	.	.	.
	Total	8	295	211	506	56-256	23-170	9-229	35	10	3-0	6	1	.
	Opponents	8	298	233	531	52-269	21-147	4-80	25	6	5-0	5	3	2

# 2015 COMBINED STATS

Date	Opponent	Score	Att.
Sept 5, 2015	GEORGETOWN	W 48-20	1836
Sep 12, 2015	at TOWSON	L 20-35	7911
Sep 19, 2015	at #16 Youngstown State	L 3-48	17428
Oct 03, 2015	at ETSU	W 58-9	6000
* Oct 17, 2015	WAGNER	W 43-14	1106
* Oct 24, 2015	at Bryant	L 24-26	5908
* Oct 31, 2015	SACRED HEART	W 23-14	1837
* Nov 07, 2015	at Central Connecticut	W 22-13	3113

Rushing	gp	att	gain	loss	net	avg	td	lg	avg/g
Dickson,Khairi	8	144	760	36	724	5.0	8	65	90.5
Bagley,Marcus	8	93	516	40	476	5.1	2	53	59.5
Nagaseu,Wesley	8	3	23	0	23	7.7	1	16	2.9
Drayer,Zack	8	54	185	165	20	0.4	1	27	2.5
Johnson, Byron	2	4	11	4	7	1.8	0	5	3.5
Jerome, Lorenzo	8	1	3	0	3	3.0	0	3	0.4
Total	8	306	1483	279	1204	3.9	12	65	150.5
Opponents	8	278	1370	261	1109	4.0	12	63	138.6

Passing	gp	effic	comp-att-int	pct	yds	td	lg	avg/g
Drayer,Zack	8	141.18	125-207-4	60.4	1654	11	98	206.8
Jerome, Lorenzo	8	545.20	1-1-0	100.0	53	0	53	6.6
Total	8	143.12	126-208-4	60.6	1707	11	98	213.4
Opponents	8	100.89	113-219-9	51.6	1303	5	60	162.9

Receiving	gp	no.	yds	avg	td	lg	avg/g
Smith, Terell	8	44	813	18.5	6	98	101.6
Adams, Daniel	7	20	274	13.7	1	42	39.1
Abeid, Anthony	5	20	271	13.6	0	43	54.2
Dickson, Khairi	8	10	105	10.5	0	42	13.1
Martin, William	8	8	51	6.4	0	14	6.4
Bagley, Marcus	8	7	69	9.9	0	22	8.6
Lewis, Kamron	7	6	45	7.5	0	16	6.4
Failace, Frank	7	3	23	7.7	3	10	3.3
Ajayi, Junior	5	3	21	7.0	0	9	4.2
Damiano, Anthony	8	2	14	7.0	1	9	1.8
Valenzuela, Matt	8	2	13	6.5	0	7	1.6
Brooker, Myles	5	1	8	8.0	0	8	1.6
Total	8	126	1707	13.5	11	98	213.4
Opponents	8	113	1303	11.5	5	60	162.9

Field Goals	fg	pct.	01-19	20-29	30-39	40-49	50-99	lg	blk
Geesey, Lance	16-17	94.1	0-0	6-6	5-5	5-6	0-0	46	0

Scoring	td	fg	PAT				dxp	saf	pts
			kick	rush	rcv	pass			
Geesey, Lance	-	16-17	23-24	0-1	-	-	-	-	71
Dickson, Khairi	8	-	-	-	-	-	-	-	48
Smith, Terell	6	-	-	-	-	-	-	-	36
Failace, Frank	3	-	-	-	-	-	-	-	18
Bagley, Marcus	2	-	-	-	-	-	-	-	12
Jerome, Lorenzo	2	-	-	-	-	-	-	-	12
Boyd, Delondo	1	-	-	-	-	-	-	-	6
Miller, Robert	1	-	-	-	-	-	-	-	6
Orsini, Sean	1	-	-	-	-	-	-	-	6
Damiano, Anthony	1	-	-	-	-	-	-	-	6
Nagaseu, Wesley	1	-	-	-	-	-	-	-	6
Adams, Daniel	1	-	-	-	-	-	-	-	6
Drayer, Zack	1	-	-	-	-	1-2	-	-	6
Martin, William	-	-	-	-	1	-	-	-	2
Total	28	16-17	23-24	0-2	1	1-2	-	-	241
Opponents	23	5-7	22-22	0-1	-	-	-	2	179

Score by Quarters	1st	2nd	3rd	4th	OT	Total
Saint Francis	60	46	56	79	0	241
Opponents	40	53	62	24	0	179

Record:	Overall	Home	Away	Neutral
All games	5-3	3-0	2-3	0-0
Conference	3-1	2-0	1-1	0-0
Non-Conference	2-2	1-0	1-2	0-0

Team Statistics	SFU	OPP
FIRST DOWNS	145	139
Rushing	58	67
Passing	79	58
Penalty	8	14
RUSHING YARDAGE	1204	1109
Rushing Attempts	306	278
Average Per Rush	3.9	4.0
Average Per Game	150.5	138.6
TDs Rushing	12	12
PASSING YARDAGE	1707	1303
Comp-Att-Int	126-208-4	113-219-9
Average Per Pass	8.2	5.9
Average Per Catch	13.5	11.5
Average Per Game	213.4	162.9
TDs Passing	11	5
TOTAL OFFENSE	2911	2412
Average Per Play	5.7	4.9
Average Per Game	363.9	301.5
KICK RETURNS: #-Yards	27-613	36-918
PUNT RETURNS: #-Yards	13-139	14-277
INT RETURNS: #-Yards	9-229	4-80
FUMBLES-LOST	10-5	9-3
PENALTIES-Yards	65-611	38-353
PUNTS-AVG	39-33.8	47-38.2
TIME OF POSSESSION/Game	32:41	27:19
3RD-DOWN Conversions	41/106	39/111
4TH-DOWN Conversions	5/6	5/15

Interceptions	no.	yds	avg	td	lg
Boyd, Delondo	3	35	11.7	1	35
Jerome, Lorenzo	2	115	57.5	0	70
Perrucci, Angelo	1	5	5.0	0	5
Orsini, Sean	1	34	34.0	1	34
Miller, Robert	1	40	40.0	1	40
Minter, DaQuan	1	0	0.0	0	0

Punting	no.	yds	avg	lg	tb	fc	i20	50+	blk
Drayer, Zack	26	906	34.8	49	1	12	9	0	0
Zecca, Andrew	11	414	37.6	54	1	3	6	1	2
Team	2	0	0.0	0	0	0	0	0	0

Punt Returns	no.	yds	avg	td	lg
Jerome, Lorenzo	10	71	7.1	0	40
Lewis, Kamron	2	66	33.0	0	58
Miller, Robert	1	2	2.0	0	0
Total	13	139	10.7	0	58
Opponents	14	277	19.8	3	49

Kick Returns	no.	yds	avg	td	lg
Jerome, Lorenzo	15	494	32.9	2	99
Abeid, Anthony	5	56	11.2	0	22
Martin, William	2	10	5.0	0	5
Brown, Kenney	1	4	4.0	0	4
Lewis, Kamron	1	27	27.0	0	27
Bagley, Marcus	1	20	20.0	0	20
Pickens, Marcus	1	4	4.0	0	4
Galie, Marcus	1	-2	-2.0	0	0
Total	27	613	22.7	2	99
Opponents	36	918	25.5	2	95

All Purpose	g	rush	rcv	pr	kr	ir	total	avg/g
Dickson, Khairi	8	724	105	0	0	0	829	103.6
Smith, Terell	8	0	813	0	0	0	813	101.6
Jerome, Lorenzo	8	3	0	71	494	115	683	85.4
Bagley, Marcus	8	476	69	0	20	0	565	70.6
Abeid, Anthony	5	-1	271	0	56	0	326	65.2
Total	8	1204	1707	139	613	229	3892	486.5
Opponents	8	1109	1303	277	918	80	3687	460.9

# INDIVIDUAL GAME RECORDS

Current Year in **Bold**

## YARDS RUSHING

1. 346 Kyle Harbridge vs. Morehead St. . . . . 9/17/11
2. 337 Ted Helsel vs. Gallaudet . . . . . 11/03/79
3. 291 Kyle Harbridge vs. Fordham . . . . . 9/28/13
4. 283 Todd Harris vs. Wagner . . . . . 11/11/06
5. 248 Michael Hall vs. La Salle . . . . . 10/4/03

## RUSHING ATTEMPTS

1. 47 Michael Hall vs. La Salle . . . . . 10/4/03
2. 41 Kyle Harbridge vs. CCSU . . . . . 10/29/11
3. 39 Khairi Dickson at James Madison . . . . . 9/13/14
- 39 Kevin Keenan vs. Duquesne . . . . . 11/7/92
5. 38 Kevin Keenan vs. St. Peter's . . . . . 9/24/93

## TOUCHDOWNS RUSHING

1. 4 Kyle Harbridge vs. Lincoln . . . . . 9/21/13
- 4 Kyle Harbridge vs. Morehead St. . . . . 9/17/11
3. **3 12 times, most recently by:**  
**Khairi Dickson vs. Georgetown . . . . . 9/5/15**

## YARDS PASSING

1. 494 Anthony Doria vs. Sacred Heart . . . . . 10/29/05
2. 398 Anthony Doria vs. Albany . . . . . 10/11/03
3. 395 Kevin Magee vs. CCSU . . . . . 10/2/93
4. 344 Jeremy Swords vs. La Salle . . . . . 11/15/97
5. 342 Anthony Doria vs. CCSU . . . . . 10/8/05

## PASSING ATTEMPTS

1. 63 Anthony Doria vs. Albany . . . . . 10/11/03
2. 61 Anthony Doria vs. Sacred Heart . . . . . 10/29/05
3. 58 George Little vs. Monmouth . . . . . 10/4/08
4. 54 Anthony Doria vs. Albany . . . . . 10/22/05
5. 53 Anthony Doria vs. Monmouth . . . . . 10/13/04

## PASSING COMPLETIONS

1. 38 Anthony Doria vs. Albany . . . . . 10/11/03
2. 35 Anthony Doria vs. CCSU . . . . . 10/8/05
3. 33 Anthony Doria at Sacred Heart . . . . . 10/29/05
4. 33 Kevin Magee vs. CCSU . . . . . 10/2/93
5. 32 George Little vs. Monmouth . . . . . 10/4/08

## TOUCHDOWNS PASSING

1. 4 Zack Drayer at Wagner . . . . . 10/11/14
- 4 John Kelly at Wagner . . . . . 9/26/09
- 4 Anthony Doria at Robert Morris . . . . . 10/1/05
- 4 Anthony Doria at Sacred Heart . . . . . 10/29/05
5. **3 19 times, recently by:**  
**Zack Drayer vs. Wagner . . . . . 10/17/15**

## RECEPTIONS

1. 18 Jeremy Nunamaker vs. Sacred Heart . . . . . 10/2/99
2. 17 Elliot Miller vs. CCSU . . . . . 10/2/93
3. 14 Five times, recently by:  
Michael Caputo at Sacred Heart . . . . . 10/29/05

## YARDS RECEIVING

1. 294 Michael Caputo at Sacred Heart . . . . . 10/29/05
2. 189 Anthony Abeid at Wagner . . . . . 10/11/14
3. 184 Steve Beck vs. Georgetown . . . . . 9/18/82
4. 179 Michael Caputo at Saint Peter's . . . . . 9/10/05
5. 172 Maurice Sales vs. Monmouth . . . . . 11/15/03

## TOUCHDOWN RECEPTIONS

1. **3 Frank Failace vs. Wagner . . . . . 10/17/15**
- 3 Michael Caputo at Sacred Heart . . . . . 10/29/05
- 3 Michael Caputo vs. Monmouth . . . . . 11/13/04
- 3 Dan Mathis vs. Hartwick . . . . . 10/24/92
- 3 Antoine Rivera at Wagner . . . . . 9/26/09

## YARDS IN TOTAL OFFENSE

1. 477 Anthony Doria at Sacred Heart . . . . . 10/29/05
2. 396 Anthony Doria vs. Albany . . . . . 10/11/03
3. 389 Kevin Magee vs. CCSU . . . . . 10/2/93
4. 384 Kevin Magee vs. Gallaudet . . . . . 10/3/92
5. 353 Jeremy Swords vs. La Salle . . . . . 11/15/97

## ALL-PURPOSE YARDS

1. 457 Kyle Harbridge vs. Morehead State . . . . . 9/17/11
2. 384 Kyle Harbridge vs. Fordham . . . . . 9/28/13
3. 365 Ted Helsel vs. Gallaudet . . . . . 11/3/79
4. 323 Todd Harris vs. Wagner . . . . . 11/11/06
5. 294 Michael Caputo at Sacred Heart . . . . . 10/29/05

## PUNT RETURNS

1. 7 Sam Campoli vs. CCSU . . . . . 10/10/98
- 7 Sam Campoli vs. La Salle . . . . . 10/24/98
3. 6 Antoine Rivera vs. Duquesne . . . . . 10/13/07
- 6 Shawn Weaver vs. Dickinson . . . . . 9/9/89
- 6 Chris Palumbo vs. St. John Fisher . . . . . 10/27/90
- 6 Jimmy Landrom vs. La Salle . . . . . 11/2/02

## PUNT RETURN YARDS

1. 115 Anthony Abeid vs. Lincoln . . . . . 9/21/13
2. 86 Jimmy Landrom vs. La Salle . . . . . 9/2/00
- 76 Ted Helsel vs. St. Vincent . . . . . 10/28/78
4. 74 Dane Domonkos vs. Lincoln . . . . . 9/21/13
5. 68 Ted Helsel vs. Catholic . . . . . 10/21/78

## KICKOFF RETURNS

1. 7 Five times, recently by:  
Dane Domonkos vs. Bryant . . . . . 11/6/10

## KICKOFF RETURN YARDS

1. 209 Dane Domonkos vs. Bryant . . . . . 11/6/10
2. **181 Lorenzo Jerome at Towson . . . . . 9/12/15**
2. 169 Randy Ott vs. Wagner . . . . . 9/26/98
3. 157 Desmond Ray vs. Dayton . . . . . 9/1/01
4. 148 Damon Hill vs. Sacred Heart . . . . . 9/13/03

## PUNTS

1. 12 Rich Wanat vs. Catholic . . . . . 9/28/85
- 12 Greg Klein vs. Dickinson . . . . . 9/9/89
- 12 Matt Gergely vs. Saint Peter's . . . . . 11/18/00
4. 11 Five times, recently:  
Grant Price vs. Robert Morris . . . . . 10/17/09

## YARDS PUNTING

1. 435 Bobby Fuller vs. Wagner . . . . . 10/18/08
2. 409 Jason Calhoon vs. St. John Fisher . . . . . 10/27/90
3. 400 Bobby Fuller vs. Bryant . . . . . 11/22/08
- 400 Rich Wanat vs. Catholic . . . . . 9/28/85
5. 395 Mike DeSocio vs. Saint John's . . . . . 9/11/99

## EXTRA POINTS

1. 9 Lance Geesey vs. Va.-Lynchburg . . . . . 9/27/14
2. **7 Twice, most recently by:**  
**Lance Geesey at East Tennessee State . . . 10/5/15**
3. **6 Five times, most recently by:**  
**Lance Geesey vs. Georgetown . . . . . 9/5/15**

## FIELD GOALS

1. **5 Lance Geesey at Central Conn. St. . . . . 11/7/15**
2. 4 Lance Geesey at Robert Morris . . . . . 11/15/14
- 4 Lance Geesey vs. Duquesne . . . . . 11/1/14
4. **3 Six times, most recently by:**  
**Lance Geesey vs. Sacred Heart . . . . . 10/31/15**

## INTERCEPTIONS

1. 3 George Coyle vs. Catholic . . . . . 10/23/82
- 3 Jason Wilson vs. Robert Morris . . . . . 10/26/94
- 3 Jason Wilson vs. Monmouth . . . . . 10/16/93

## TACKLES

1. 33 Bob McHale vs. Geneva . . . . . 10/25/86
2. 27 Gerry Zahorchak vs. Duquesne . . . . . 9/9/78
- 24 Matthew Parker vs. Wagner . . . . . 10/16/10
3. 23 Scott Lewis vs. Wagner . . . . . 10/18/08
5. 23 Dan Kanuch vs. Frostburg . . . . . 11/1/80

## SACKS

1. 4 Tom Smith vs. Marist . . . . . 10/10/92

## FUMBLE RECOVERIES

1. 3 Calvin Williams vs. Robert Morris . . . . . 11/15/08
- 3 Dave Rippin vs. St. Vincent . . . . . 10/23/78

## Longest Plays

\* play resulted in a touchdown

### RUSHING

- Kyle Harbridge vs. Morehead State, 2011 . . . . . 94\*
- Kyle Harbridge vs. Sacred Heart, 2013 . . . . . 90\*
- Todd Harris vs. Wagner, 2006 . . . . . 90\*
- Calvin Williams at La Salle, 2007 . . . . . 85\*
- Kyle Harbridge vs. Morehead State, 2011 . . . . . 83\*
- Dave Sheredy vs. St. Vincent, 1978 . . . . . 81\*
- Kyle Harbridge at Sacred Heart, 2011 . . . . . 80\*
- Anthony Richards at Delaware State, 2006 . . . . . 79\*

### PASS PLAYS

- Zack Drayer to Terell Smith  
vs. Sacred Heart, 2015 . . . . . 98\*
- Jeremy Swords to Sam Campoli  
vs. Mercyhurst, 1997 . . . . . 92\*
- George Little to Anthony Howze  
vs. Morehead State, 2008 . . . . . 86\*
- Don Fyfe to J. Calhoon  
vs. Brooklyn College, 1989 . . . . . 86\*
- George Coyle to S. Beck  
vs. Mercyhurst, 1982 . . . . . 86\*
- David Stone to Cedric Hudson  
vs. Wagner, 1999 . . . . . 84\*

### PUNT RETURNS

- Ted Helsel vs. St. Vincent, 1978 . . . . . 70\*
- Ted Helsel vs. Catholic, 1978 . . . . . 60\*
- Anthony Abeid vs. Lincoln, 2013 . . . . . 51
- Dane Domonkos vs. Lincoln, 2013 . . . . . 49
- Paul Friga vs. Gallaudet, 1985 . . . . . 47\*

### KICKOFF RETURNS

- Lorenzo Jerome at Towson, 2015 . . . . . 99\***
- Lorenzo Jerome at ETSU, 2015 . . . . . 98\***
- Dane Domonkos vs. Monmouth, 2012 . . . . . 97\*
- Desmond Ray vs. La Salle, 2001 . . . . . 94\*
- Kyle Harbridge vs. Morehead State, 2010 . . . . . 92\*
- Willie Monahan vs. Catholic, 1978 . . . . . 90\*
- Randy Ott vs. Wagner, 1998 . . . . . 89\*

### PUNTS

- Sean Davison vs. Marist, 1998 . . . . . 69
- Tom Koons vs. Saint Peter's, 2002 . . . . . 68
- Matt Shontofski vs. Wagner, 1996 . . . . . 67
- Chip Kissel vs. Geneva, 1981 . . . . . 67
- Andrew Penksa vs. Liberty, 2010 . . . . . 64

### FIELD GOALS

- Lance Geesey vs. Bryant, 2014 . . . . . 52
- Josh Thiel at CCSU, 2012 . . . . . 50
- Lance Geesey vs. Clarion, 2014 . . . . . 47
- Lance Geesey vs. Sacred Heart, 2013 . . . . . 47
- Lance Geesey at James Madison, 2013 . . . . . 47
- Josh Thiel vs. Monmouth, 2011 . . . . . 47
- Josh Thiel vs. Bryant, 2012 . . . . . 46
- Lance Geesey at Central Conn. St., 2015 . . . . . 46 (2x)

### INTERCEPTION RETURNS

- Matthew Parker vs. Sacred Heart, 2010 . . . . . 75\*
- Lorenzo Jerome at Towson, 2015 . . . . . 70**
- Lorenzo Jerome at Central Connecticut, 2013 . . . . . 65
- Matthew Parker at Sacred Heart, 2007 . . . . . 61\*

# TEAM GAME RECORDS

## RUSHING YARDS

- 457 at Morehead St. . . . . 9/15/12
- 441 vs. Morehead St. . . . . 9/17/11
- 438 vs. Va.-Lynchburg. . . . . 9/27/14
- 435 vs. Gallaudet . . . . . 11/3/79
- 435 vs. Niagara . . . . . 10/17/87

## FEWEST RUSHING YARDS

- 57 vs. Frostburg State . . . . . 10/7/89
- 45 vs. Juniata . . . . . 9/11/82
- 25 vs. Susquehanna . . . . . 10/16/82
- 24 vs. Dickinson . . . . . 9/8/90
- 22 vs. Randolph-Macon . . . . . 10/11/86

## RUSHING ATTEMPTS

- 66 at Morehead St. . . . . 9/15/12
- 65 vs. Mercyhurst. . . . . 10/1/94
- 62 vs. La Salle . . . . . 10/4/03
- 61 vs. CCSU . . . . . 10/29/11
- 61 vs. Fairfield . . . . . 10/7/78
- 61 vs. Duquesne . . . . . 10/26/91
- 61 vs. Ohio Northern . . . . . 10/10/87

## FEWEST RUSHING ATTEMPTS

- 15 vs. Sacred Heart . . . . . 10/2/99
- 17 vs. Monmouth. . . . . 10/4/08
- 17 vs. Albany . . . . . 10/23/99
- 19 at Albany . . . . . 10/21/06
- 19 vs. Monmouth. . . . . 11/13/04

## RUSHING TOUCHDOWNS

- 9 vs. Niagara . . . . . 10/17/87
- 8 vs. Va.-Lynchburg. . . . . 9/27/14
- 5 vs. Lincoln . . . . . 9/21/13
- 5 vs. Morehead State. . . . . 9/17/11
- 5 at Sacred Heart . . . . . 10/15/11
- 5 vs. Monmouth. . . . . 11/5/11

## PASSING YARDS

- 530 at Sacred Heart . . . . . 10/29/05
- 429 vs. Albany . . . . . 10/11/03
- 395 vs. CCSU . . . . . 10/2/93
- 371 vs. Monmouth. . . . . 11/13/04
- 355 vs. La Salle . . . . . 11/15/97

## FEWEST PASSING YARDS

- 2 vs. Bryant. . . . . 11/14/09
- 4 vs. Duquesne . . . . . 9/9/95
- 4 vs. Georgetown. . . . . 11/4/78
- 5 vs. Dickinson . . . . . 9/10/88
- 10 at Youngstown State. . . . . 9/19/15

## PASS ATTEMPTS

- 64 vs. Albany . . . . . 10/11/03
- 62 at Sacred Heart . . . . . 10/29/05
- 59 vs. Monmouth. . . . . 10/4/08
- 54 vs. Albany . . . . . 10/22/05
- 54 vs. Monmouth. . . . . 11/13/04

## FEWEST PASS ATTEMPTS

- 4 vs. Va.-Lynchburg. . . . . 9/27/14
- 5 vs. Geneva . . . . . 10/24/87
- 5 vs. Robert Morris. . . . . 9/30/00
- 5 vs. CCSU . . . . . 10/29/11
- 6 vs. District of Col. . . . . 9/29/79

## PASS COMPLETIONS

- 39 vs. Albany . . . . . 10/11/03
- 35 vs. CCSU . . . . . 10/8/05
- 34 at Sacred Heart . . . . . 10/29/05
- 33 vs. CCSU . . . . . 10/2/93
- 32 vs. Monmouth. . . . . 10/4/08

## FEWEST PASS COMPLETIONS

- 1 **Four times, most recently:**  
at Youngstown State . . . . . 9/19/15
- 2 Nine times, most recently:  
vs. CCSU . . . . . 10/5/11

## PASSING TOUCHDOWNS

- 5 at Sacred Heart . . . . . 10/29/05
- 5 vs. Brooklyn College. . . . . 9/16/89
- 4 at Sacred Heart . . . . . 10/25/14
- 4 at Wagner . . . . . 10/11/14
- 3 vs. Wagner . . . . . 10/17/15
- 3 vs. Sacred Heart . . . . . 11/17/12
- 3 at Bryant . . . . . 11/12/11

## TOUCHDOWNS

- 11 vs. Va.-Lynchburg. . . . . 9/27/14
- 10 vs. Niagara . . . . . 10/17/87
- 8 at Morehead St. . . . . 9/15/12
- 7 vs. Morehead State. . . . . 9/17/11

## FIRST DOWNS

- 30 at Morehead St. . . . . 9/15/12
- 29 vs. Georgetown . . . . . 9/5/15
- 28 at Sacred Heart . . . . . 10/15/11
- 28 at Sacred Heart . . . . . 10/29/05
- 28 vs. CCSU . . . . . 10/2/93

## FEWEST FIRST DOWNS

- 3 vs. Duquesne . . . . . 11/3/84
- 3 vs. Catholic . . . . . 11/7/87
- 3 vs. Thiel . . . . . 11/9/91
- 3 vs. Albany . . . . . 10/9/10
- 4 vs. Duquesne . . . . . 10/20/79
- 4 vs. Catholic . . . . . 11/10/79
- 4 vs. Washington & Jeff. . . . . 9/6/80

## TOTAL OFFENSE YARDS

- 628 vs. Wagner . . . . . 10/17/15
- 562 at La Salle . . . . . 11/17/07
- 557 at Morehead St. . . . . 9/15/12
- 556 at Sacred Heart . . . . . 10/29/05
- 540 vs. Va.-Lynchburg. . . . . 9/27/14

## FEWEST TOTAL OFFENSE YARDS

- 2 vs. Frostburg State . . . . . 10/7/89
- 14 vs. Frostburg State . . . . . 10/13/79
- 41 vs. Duquesne . . . . . 11/5/88
- 47 vs. Susquehanna. . . . . 10/17/81

## TOTAL PLAYS

- 97 at Sacred Heart . . . . . 10/15/11
- 91 at Wagner . . . . . 9/3/11
- 90 vs. Monmouth. . . . . 10/16/99
- 87 vs. Valparaiso . . . . . 9/18/04
- 87 vs. Albany . . . . . 10/11/03
- 87 vs. Chicago. . . . . 10/4/80

## FEWEST TOTAL PLAYS

- 40 vs. Albany . . . . . 10/9/10
- 41 vs. Frostburg State . . . . . 10/7/89
- 42 vs. Niagara . . . . . 9/15/79
- 42 vs. Duquesne. . . . . 10/20/79
- 42 vs. Catholic . . . . . 11/10/79
- 42 vs. Duquesne. . . . . 9/9/95
- 43 at Duquesne . . . . . 11/2/13
- 43 vs. Wagner. . . . . 11/16/13

## POINTS

- 80 vs. Va.-Lynchburg. . . . . 9/27/14
- 72 vs. Niagara . . . . . 10/17/87
- 58 at East Tennessee State . . . . . 10/3/15
- 57 at Morehead St. . . . . 9/15/12
- 51 at La Salle . . . . . 11/17/07
- 50 vs. Morehead State. . . . . 9/17/11

## POINTS IN A HALF

- 63 vs. Va.-Lynchburg. . . . . 9/27/14

## POINTS IN A QUARTER

- 35 vs. Va.-Lynchburg. . . . . 9/27/14
- 28 vs. Va.-Lynchburg. . . . . 9/27/14
- 27 vs. Catholic . . . . . 10/24/81
- 27 vs. Niagara . . . . . 10/17/87
- 24 at La Salle . . . . . 11/17/07
- 24 vs. Ohio Northern . . . . . 10/10/87

## FIELD GOALS

- 5 at Central Conn. St. . . . . 11/7/15
- 4 at Robert Morris . . . . . 11/15/14
- 4 vs. Duquesne. . . . . 11/1/14
- 3 Six times, most recently:  
vs. Sacred Heart . . . . . 10/31/15

## EXTRA POINTS

- 9 vs. Va.-Lynchburg. . . . . 9/27/14
- 9 vs. Niagara . . . . . 10/17/87
- 7 at Morehead St. . . . . 9/15/12
- 6 Four times, most recently:  
vs. Georgetown . . . . . 9/5/15

## INTERCEPTIONS

- 7 vs. Sacred Heart . . . . . 9/20/10
- 5 vs. Mercyhurst. . . . . 9/26/81
- 5 vs. St. John Fisher . . . . . 10/19/85
- 4 vs. Morehead State. . . . . 9/17/11
- 4 at Morehead St. . . . . 9/15/12

## SACKS

- 7 vs. St. Peter's. . . . . 10/3/87
- 7 vs. La Salle. . . . . 11/2/02
- 6 at Central Conn. St. . . . . 11/7/15
- 6 vs. Duquesne. . . . . 10/13/07
- 4 vs. Sacred Heart . . . . . 10/31/15
- 4 vs. Wagner . . . . . 10/17/15
- 4 at East Tennessee State . . . . . 10/3/15
- 4 vs. Va.-Lynchburg. . . . . 9/27/14
- 4 vs. Monmouth. . . . . 10/12/13
- 4 vs. Fordham. . . . . 9/28/13
- 4 vs. Monmouth. . . . . 11/5/11

## FUMBLE RECOVERIES

- 6 vs. Gannon. . . . . 9/4/93

# SEASON RECORDS

## RUSHING

1.	1,708	Khairi Dickson	2014
2.	1,619	Kyle Harbridge	2013
3.	1,474	Kyle Harbridge	2011
4.	1,330	Todd Harris	2006
5.	1,174	Ted Helsel	1978

## RUSH ATTEMPTS

1.	309	Khairi Dickson	2014
2.	275	Todd Harris	2006
3.	270	Kyle Harbridge	2013
4.	249	Kyle Harbridge	2011
5.	204	Todd Harris	2005

## RUSHING TOUCHDOWNS

1.	16	Kyle Harbridge	2013
2.	14	Kyle Harbridge	2011
3.	12	Khairi Dickson	2014
	12	Keion Wade	2012
5.	11	Todd Harris	2006

## PASSING YARDS

1.	2,895	Anthony Doria	2005
2.	2,122	Kevin Magee	1993
3.	2,115	Anthony Doria	2004
4.	2,056	Kevin Magee	1992
5.	1,928	George Little	2007

## PASS ATTEMPTS

1.	409	Anthony Doria	2005
2.	364	Anthony Doria	2004
3.	329	Kevin Magee	1993
4.	295	George Little	2007
5.	292	George Little	2008

## PASS COMPLETIONS

1.	252	Anthony Doria	2005
2.	197	Kevin Magee	1993
3.	190	Anthony Doria	2004
4.	151	George Little	2008
	151	Anthony Doria	2006

## PASSING TOUCHDOWNS

1.	21	Anthony Doria	2005
2.	19	Kevin Magee	1992
3.	16	George Little	2007
4.	15	Zach Drayer	2014
	15	Anthony Doria	2006

## PASS EFFICIENCY RATING

1.	137.29	Zack Drayer	2014
2.	133.12	Anthony Doria	2005
3.	131.39	Kevin Magee	1992
4.	131.15	John Kelly	2012
5.	121.19	Kevin Magee	1991

## RECEPTIONS

1.	92	Michael Caputo	2005
2.	85	Luke Palko	2005
3.	82	Luke Palko	2004
4.	64	Todd Eckenrood	1993
5.	63	Michael Caputo	2006

## RECEIVING YARDS

1.	1,433	Michael Caputo	2005
2.	885	Antoine Rivera	2007
3.	857	Michael Caputo	2006
4.	<b>813</b>	<b>Terrell Smith</b>	<b>2015</b>
5.	812	Luke Palko	2005
	812	Chip Kissel	1981

## TOUCHDOWN RECEPTIONS

1.	12	Michael Caputo	2005
	12	Dan Mathis	1992
3.	8	Michael Caputo	2006
4.	7	Antoine Rivera	2007
	7	Luke Palko	2005
	7	Michael Caputo	2004

## POINTS

1.	110	Kyle Harbridge	2013
2.	90	Lance Geesey	2014
	90	Kyle Harbridge	2011
4.	78	Michael Caputo	2005
	78	Dan Mathis	1992

## TOTAL OFFENSE

1.	2,865	Anthony Doria	2005
2.	2,304	John Kelly	2012
3.	2,117	John Kelly	2011
4.	2,039	Kevin Magee	1992
5.	2,012	Kevin Magee	1993

## ALL-PURPOSE YARDS

1.	2,070	Kyle Harbridge	2013
2.	1,950	Kyle Harbridge	2011
3.	1,841	Khairi Dickson	2014
4.	1,612	Todd Harris	2005
5.	1,519	Todd Harris	2006

## INTERCEPTIONS

1.	8	Jason Wilson	1994
2.	7	Dan Kanuch	1981
3.	6	DaQuan Minter	2013
	6	Lorenzo Jerome	2013
5.	5	Eight times, most recently by: DaQuan Minter	2014

## INTERCEPTION RETURN YARDS (Since 1989)

1.	158	DaQuan Minter	2013
2.	144	Lorenzo Jerome	2013
3.	124	Matthew Parker	2010
4.	<b>115</b>	<b>Lorenzo Jerome</b>	<b>2015</b>
5.	95	DaQuan Minter	2014
6.	88	Matthew Parker	2007

## TACKLES

1.	142	Scott Lewis	2008
2.	141	Anthony Bowman	2011
3.	138	Gerry Zahorchak	1978
	138	Daunte Neal	2000
	138	Scott Lewis	2010

## FUMBLES RECOVERED

1.	4	Six times, most recently by: Daunte Neal	2000
----	---	---	------

## BLOCKED PUNTS OR KICKS (Since 1985)

1.	4	Jimbo Cowan	1995
2.	3	Six times, most recently by: Semo Sila	2014

## PASS BREAKUPS (Since 1984)

1.	13	Lorenzo Jerome	2014
2.	12	Michael Bowman	2004
	12	Matt Beck	1996
	12	Jason Wilson	1994
5.	<b>11</b>	<b>DaQuan Minter</b>	<b>2015</b>
	11	Jimmy Landrom	2001
	11	Jason Wilson	1993

## SACKS (Since 1984)

1.	12	Mark Palla	1984
2.	10	Tom Smith	1992
3.	9	Russell Long	1990
4.	8.5	Asalemo Fruean	2013
5.	8	Aaron Reachard	1999
	8	Joe Ott	2002

## FIELD GOALS MADE

1.	18	Lance Geesey	2014
2.	<b>16</b>	<b>Lance Geesey</b>	<b>2015</b>
3.	11	Lance Geesey	2013
	11	Josh Thiel	2012
5.	9	Josh Thiel	2011
	9	Adam Sciuilli	2005

## FIELD GOALS ATTEMPTED

1.	22	Lance Geesey	2014
2.	<b>17</b>	<b>Lance Geesey</b>	<b>2015</b>
3.	16	Lance Geesey	2013
4.	15	Josh Thiel	2009
5.	13	Adam Sciuilli	2007

## Team Season Records/Current

### RUSHING

RUSHING YARDS	2,610 (2012)
FEWEST RUSHING YARDS	224 (1985)
RUSH ATTEMPTS	507 (2014)
FEWEST RUSH ATTEMPTS	290 (1998)
RUSHING TOUCHDOWNS	.26 (2011)
FEWEST RUSHING TOUCHDOWNS	.0 (1984)

### PASSING

PASSING YARDS	3,223 (2005)
FEWEST PASSING YARDS	372 (1979)
PASS ATTEMPTS	465 (2005)
FEWEST PASS ATTEMPTS	.97 (1979)
PASS COMPLETIONS	276 (2005)
FEWEST PASS COMPLETIONS	.34 (1979)
PASSING TOUCHDOWNS	.24 (2005)
FEWEST PASSING TOUCHDOWNS	.1 (1979)

### SCORING

TOUCHDOWNS	.43 (2014)
FEWEST TOUCHDOWNS	.5 (1984)
MOST POINTS SCORED	354 (2014)
FEWEST POINTS SCORED	.39 (1983)
MOST POINTS ALLOWED	485 (2011)
FEWEST POINTS ALLOWED	107 (1992)
MOST FIELD GOALS MADE	.18 (2014)
MOST EXTRA POINTS	.36 (2012, 2011)/34

### TOTAL OFFENSE

TOTAL OFFENSE YARDS	4,479 (2005)
FEWEST TOTAL OFFENSE YARDS	1,056 (1984)
TOTAL PLAYS	795 (2005)
FEWEST TOTAL PLAYS	406 (1979)

### DEFENSE

MOST INTERCEPTIONS	.19 (1993)
MOST FUMBLE RECOVERIES	.28 (1978)
MOST TACKLES	1,118 (1978)
MOST SACKS	.38 (1992)

# CAREER RECORDS

## RUSHING YARDS

1.	4,126	Kyle Harbridge	2009-13
2.	3,414	Todd Harris	2003-06
3.	<b>2,993</b>	<b>Khairi Dickson</b>	<b>2012-Present</b>
4.	2,330	Michael Hall	2000-03
5.	2,015	Ted Helsel	1978-79

## RUSHING ATTEMPTS

1.	714	Kyle Harbridge	2009-13
2.	706	Todd Harris	2003-06
3.	<b>580</b>	<b>Khairi Dickson</b>	<b>2012-15</b>
4.	564	Michael Hall	2000-03
5.	487	Mike Bollinger	1985-88

## RUSHING TOUCHDOWNS

1.	36	Kyle Harbridge	2009-13
2.	<b>25</b>	<b>Khairi Dickson</b>	<b>2012-Present</b>
3.	20	Todd Harris	2003-06
4.	16	Ted Helsel	1978-79
	16	Kevin Keenan	1991-94

## PASSING YARDS

1.	8,544	Anthony Doria	2003-06
2.	5,694	John Kelly	2009-12
3.	5,380	Kevin Magee	1991-93
4.	3,788	Jeremy Swords	1997-99
5.	3,722	George Little	2005-09

## PASS ATTEMPTS

1.	1,345	Anthony Doria	2003-06
2.	989	John Kelly	2009-12
3.	772	Kevin Magee	1991-93
4.	743	Jeremy Swords	1997-99
5.	594	George Little	2005-09

## PASS COMPLETIONS

1.	743	Anthony Doria	2003-06
2.	514	John Kelly	2009-12
3.	445	Kevin Magee	1991-93
4.	333	Jeremy Swords	1997-99
5.	300	George Little	2005-09

## TOUCHDOWN PASSES

1.	61	Anthony Doria	2003-06
2.	45	John Kelly	2009-12
3.	40	Kevin Magee	1991-93
4.	<b>27</b>	<b>Zack Drayer</b>	<b>2013-present</b>
5.	26	George Little	2005-09

## RECEIVING YARDS

1.	3,464	Michael Caputo	2003-06
2.	2,441	Antoine Rivera	2005-09
3.	2,020	Luke Palko	2003-06
4.	1,754	Todd Eckenroad	1991-93
5.	1,529	Dan Mathis	1989-92

## PASS RECEPTIONS

1.	245	Michael Caputo	2003-06
2.	225	Luke Palko	2003-06
3.	156	Antoine Rivera	2005-09
4.	149	Omar Winston	2007-10
5.	144	Todd Eckenroad	1991-93

## TOUCHDOWN RECEPTIONS

1.	31	Michael Caputo	2003-06
2.	23	Dan Mathis	1989-92
3.	20	Antoine Rivera	2005-09
4.	13	Luke Palko	2003-06
5.	<b>11</b>	<b>Terell Smith</b>	<b>2011-present</b>
	11	A.J. Alexander	2011-12

## MOST TOUCHDOWNS (Rush & Rec.)

1.	40	Kyle Harbridge	2009-13
2.	32	Michael Caputo	2003-06
3.	<b>25</b>	<b>Khairi Dickson</b>	<b>2012-present</b>
4.	24	Dan Mathis	1989-92
5.	21	Antoine Rivera	2005-09
6.	20	Todd Harris	2003-06

## TOTAL OFFENSE

1.	8,273	Anthony Doria	2003-06
2.	7,271	John Kelly	2009-12
3.	5,128	Kevin Magee	1991-93
4.	4,126	Kyle Harbridge	2009-13
5.	3,951	Jeremy Swords	1997-99

## ALL-PURPOSE YARDS

1.	6,225	Kyle Harbridge	2009-13
2.	4,253	Todd Harris	2003-06
3.	3,495	Michael Caputo	2003-06
4.	<b>3,332</b>	<b>Khairi Dickson</b>	<b>2012-present</b>
5.	2,803	Jeff Sotosky	1993-96

## POINTS

1.	254	Kyle Harbridge	2009-13
2.	<b>214</b>	<b>Lance Geesey</b>	<b>2012-present</b>
2.	198	Josh Thiel	2009-12
3.	196	Michael Caputo	2003-06
4.	188	Adam Sciulli	2004-07
5.	150	Dan Mathis	1989-92

## TACKLES

1.	524	Scott Lewis	2007-10
2.	431	Matthew Parker	2007-10
3.	377	Matt Farabaugh	1995-98
4.	351	Dave Rippin	1978-81
5.	347	Marcus Haines	2000-04
	347	Michael Graziani	1990-93

## SACKS (Since 1984)

1.	24.0	Tom Smith	1989-92
2.	20.5	Mark Palla	1984-86
3.	16.0	Russell Long	1989-92
4.	15.0	Dan DelVecchio	1990-93
5.	14.0	Matthew Parker	2007-10

## INTERCEPTIONS

1.	19	Jason Wilson	1991-94
2.	14	Michael Graziani	1990-93
3.	13	Dan Makosy	1978-81
4.	<b>12</b>	<b>DaQuan Minter</b>	<b>2012-present</b>
5.	<b>11</b>	<b>Lorenzo Jerome</b>	<b>2013-present</b>

## INTERCEPTION RETURN YARDS

1.	<b>339</b>	<b>Lorenzo Jerome</b>	<b>2013-Pres.</b>
2.	<b>253</b>	<b>DaQuan Minter</b>	<b>2012-Pres.</b>
3.	229	Michael Graziani	1990-93
4.	225	Matthew Parker	2007-10
5.	150	Jake DeMedal	2010-13

## PASS BREAKUPS (Since 1984)

1.	36	Jimmy Landrom	2000-03
2.	32	Jason Wilson	1991-94
3.	31	Matt Beck	1996-99
4.	29	Michael Bowman	2002-05
5.	<b>27</b>	<b>DaQuan Minter</b>	<b>2012-present</b>

## FUMBLES RECOVERED

1.	7	Aaron Herring	2000-04
2.	4	Scott Lewis	2007-10

## PUNT ATTEMPTS

1.	242	Carl Parrish	2001-04
2.	194	Chip Kissel	1978-81
3.	182	Bobby Fuller	2005-08
4.	<b>156</b>	<b>Zack Drayer</b>	<b>2013-present</b>
5.	153	Scott Black	1991-94

## AVERAGE YARDS/PUNT (Min. 75 punts)

1.	37.4	Andrew Penksa	2010-11
2.	<b>37.3</b>	<b>Zack Drayer</b>	<b>2013-present</b>
3.	36.9	Bobby Fuller	2005-08
4.	36.2	Matt Shontofski	1993-96
5.	36.0	Scott Black	1991-94
6.	33.7	Carl Parrish	2001-04
	33.7	Jason Calhoon	1989-90

## PUNT YARDS

1.	8,167	Carl Parrish	2001-04
2.	6,719	Bobby Fuller	2005-08
3.	6,387	Chip Kissel	1978-81
4.	<b>5,817</b>	<b>Zack Drayer</b>	<b>2013-present</b>
5.	5,506	Scott Black	1991-94
6.	4,940	Andrew Penksa	2010-11

## FIELD GOALS MADE

1.	<b>45</b>	<b>Lance Geesey</b>	<b>2012-Pres.</b>
2.	29	Josh Thiel	2009-12
3.	27	Adam Sciulli	2004-07
4.	21	Matt Shontofski	1993-96
5.	11	Christian LeMaster	1986-87

## FIELD GOALS ATTEMPTED

1.	<b>54</b>	<b>Lance Geesey</b>	<b>2012-Pres3nt</b>
2.	44	Josh Thiel	2009-12
	44	Matt Shontofski	1993-96
4.	42	Adam Sciulli	2004-07
5.	18	Barry Bolton	1990-92

## FIELD GOAL PCT. (Min. 10 made)

1.	<b>83.3 (45-54)</b>	<b>Lance Geesey</b>	<b>2012-Present</b>
2.	65.9 (29-44)	Josh Thiel	2009-12
2.	64.7 (11-17)	Chris LeMaster	1986-87
3.	64.3 (27-42)	Adam Sciulli	2004-07
4.	55.6 (10-18)	Barry Bolton	1990-92

## PAT KICKS MADE

1.	111	Josh Thiel	2009-12
2.	107	Adam Sciulli	2004-07
3.	<b>79</b>	<b>Lance Geesey</b>	<b>2012-present</b>
4.	56	Matt Shontofski	1993-96

## PUNT RETURNS

1.	71	Sam Campoli	1995-97
2.	56	Dane Domankos	2010-13
	56	Jimmy Landrom	2000-03
4.	46	Luke Palko	2003-06
5.	38	Dan Kanuch	1978-81

## PUNT RETURN YARDS

1.	395	Dane Domankos	2010-13
2.	377	Jimmy Landrom	2000-03
3.	374	Ted Helsel	1978-79
4.	261	Antoine Rivera	2005-09
5.	242	Sam Campoli	1995-98

## PUNT RETURN AVERAGE (Min. 20)

1.	10.1	Ted Helsel	1978-79
2.	7.5	Antoine Rivera	2005-09
3.	7.1	Dane Domankos	2010-13
4.	6.7	Jimmy Landrom	2000-03
5.	5.5	Dan Mathis	1989-92
	5.5	Chris Blumenthal	1986-87

## KICK RETURNS

1.	74	Jeff Sotosky	1993-96
2.	63	Kyle Harbridge	2009-13
3.	62	Jimmy Landrom	2000-03
4.	57	Randy Ott	1996-98
5.	42	Lou Motley	2003-04

## KICK RETURN AVERAGE (Min. 25)

1.	25.1	Kyle Harbridge	2009-13
2.	21.5	Willie Monahan	1979-80
3.	21.1	AJ Alexander	2011-12
3.	21.1	Steve Cahill	1988-90
5.	20.3	Randy Ott	1996-98

## KICK RETURN YARDS

1.	1,582	Kyle Harbridge	2009-13
2.	1,202	Jeff Sotosky	1993-96
3.	1,159	Randy Ott	1996-98
4.	1,143	Jimmy Landrom	2000-03
5.	818	Lou Motley	2003-04