

**The  
Record  
Book**




### Fordham University All-Time Leading Scorers

1. Ed Conlin .....1951-55 ..... 1,886	26. Damon Lopez .....1988-91 ..... 1,101
2. Bryant Dunston .....2004-08 ..... 1,832	27. Gerry Smith .....1946-49 ..... 1,079
3. Bevon Robin .....1997-2001 ..... 1,793	28. Dan Lyons .....1951-55 ..... 1,077
4. Joe Paterno .....1985-89 ..... 1,776	29. Dan O'Sullivan .....1986-90 ..... 1,073
5. Jim Cunningham .....1955-58 ..... 1,744	30. Dud Tongal .....1978-82 ..... 1,062
6. Marcus Stout .....2004-08 ..... 1,709	31. Chrisitan Sengfelder.....2014-17 ..... 1,059
7. Ken Charles .....1970-73 ..... 1,697	32. Sanford Jenkins .....1988-92 ..... 1,052
8. Chris Gaston.....2009-13 ..... 1,672	33. Fred Christ .....1949-52 ..... 1,037
9. Branden Frazier.....2010-14 ..... 1,642	34. David Buckner .....1989-93 ..... 1,027
10. Brenton Butler.....2006-11 ..... 1,524	35. Bill Mainor .....1968-71 ..... 1,024
11. Jean Prioleau .....1988-92 ..... 1,442	36. Bill Carlson .....1949-52 ..... 1,019
12. Fred Herzog .....1987-92 ..... 1,435	37. Tom Parrotta.....1984-88 ..... 998
13. Mandell Thomas .....2012-16 ..... 1,385	38. Andre McClendon .....1986-90 ..... 996
14. Charlie Yelverton .....1968-71 ..... 1,372	Mark Murphy .....1979-83 ..... 996
15. Bob Melvin .....1960-63 ..... 1,323	39. John Andariese .....1957-60 ..... 961
Bill Langheld .....1965-68 ..... 1,323	Darius Quisenberry .....2021-23 ..... 961
16. Dave Maxwell .....1980-83 ..... 1,278	41. Sherwin Content .....1990-94 ..... 956
17. Tony McIntosh .....1981-85 ..... 1,238	42. Len Zandy .....1963-66 ..... 951
18. Darryl Brown .....1972-75 ..... 1,233	43. Ed Parchinski .....1951-54 ..... 947
19. Michael Haynes .....2000-04 ..... 1,228	44. Bill McCadney .....1955-58 ..... 924
20. Jason Harris.....1997-2001 ..... 1,218	45. Ed Bona .....1979-83 ..... 908
21. Steve Samuels .....1980-85 ..... 1,182	46. Joe Franco .....1983-87 ..... 906
22. Jermaine Anderson.....2002-06 ..... 1,178	47. Jerry Hobbie.....1981-85 ..... 904
23. Jim Manhardt .....1961-64 ..... 1,147	
24. John Stevens .....1962-65 ..... 1,128	
25. John Brady .....1956-59 ..... 1,119	



*Ed Conlin*



*Fred Herzog*

### ALL-TIME LEADING REBOUNDERS

1. Ed Conlin .....1951-55 ..... 1,930	12. Bill Carlson .....1949-52 ..... 743*
2. Dan Lyons .....1951-55 ..... 1,049	13. John Coalmon .....1958-61 ..... 698
3. Chris Gaston.....2009-13 ..... 1,038	14. Charlie Yelverton .....1968-71 ..... 690
4. Bryant Dunston .....2004-2008 ..... 993	15. Dan O'Sullivan .....1986-90 ..... 680
5. Bill McCadney .....1955-58 ..... 968	16. Fred Herzog .....1987-92 ..... 637
6. Ryan Rhoomes .....2012-2016 ..... 936	17. Steve Samuels .....1980-85 ..... 633
7. John Stevens .....1962-65 ..... 917	18. John Andariese .....1957-60 ..... 629
8. Darryl Brown .....1972-75 ..... 807	19. Joe Paterno .....1985-89 ..... 626
9. Damon Lopez.....1988-91 ..... 801	20. Bob Melvin .....1960-63 ..... 611
10. Sanford Jenkins .....1988-92 ..... 756	21. Joe Frangipne .....1963-66 ..... 577
11. Chuba Ohams.....2016-2022 ..... 745	

\* - Stats not available for Carlson's sophomore year.





1 - ED CONLIN - 1,886 Points										
Year	G	FGM	FGA	Pct.	FTM	FTA	Pct.	TP	Avg.	
1951-52	27	55	158	34.8	42	61	69.0	152	5.8	
1952-53	26	176	437	40.0	120	162	74.0	472	18.2	
1953-54	26	235	512	45.9	119	183	65.0	587	22.4	
1954-55	27	242	563	43.0	191	249	77.0	675	26.1	
Totals	106	708	1670	42.3	472	655	72.0	1886	17.8	

2 - BRYANT DUNSTON - 1,832 Points												
Year	G	FGM	FGA	Pct.	3PT	3PTA	Pct.	FTM	FTA	Pct.	TP	Avg.
2004-05	29	154	296	52.0	5	13	38.5	118	178	66.3	431	14.9
2005-06	32	174	325	53.5	19	39	48.7	148	220	67.3	515	16.1
2006-07	30	146	268	54.5	12	24	50.0	132	188	70.2	436	14.5
2007-08	29	165	314	52.5	5	29	17.2	115	176	65.3	450	15.5
Totals	120	639	1203	53.1	41	105	39.0	513	762	67.3	1832	15.3

3 - BEVON ROBIN - 1,793 Points												
Year	G	FGM	FGA	Pct.	3PT	3PTA	Pct.	FTM	FTA	Pct.	TP	Avg.
1997-98	27	161	383	42.0	61	159	38.4	112	138	81.2	495	18.3
1998-99	27	145	364	39.8	51	166	30.7	119	142	83.8	460	17.0
1999-00	27	133	324	41.0	63	173	36.4	95	120	79.2	424	15.7
2000-01	29	128	328	39.0	49	172	28.5	109	134	81.3	414	14.3
Totals	110	567	1399	40.5	224	670	33.4	435	534	81.5	1793	16.3

4 - JOE PATERNO - 1,776 Points												
Year	G	FGM	FGA	Pct.	3PT	3PTA	Pct.	FTM	FTA	Pct.	TP	Avg.
1985-86	30	145	305	47.5				81	111	73.0	371	12.4
1986-87	30	134	285	47.0	6	16	37.5	66	100	66.0	340	11.3
1987-88	33	197	362	54.4	4	7	57.1	88	110	80.0	486	14.7
1988-89	29	208	440	47.3	17	41	41.5	146	203	71.9	579	20.0
Totals	122	684	1392	49.1	27	64	45.4	381	524	72.7	1776	14.6

5 - JIM CUNNINGHAM - 1,744 Points										
Year	G	FGM	FGA	Pct.	FTM	FTA	Pct.	TP	Avg.	
1955-56	25	164	371	44.2	150	206	72.8	478	19.1	
1956-57	26	197	456	43.2	245	327	74.9	639	24.6	
1957-58	25	214	395	54.2	199	280	71.1	627	25.1	
Totals	76	575	1222	47.1	594	813	73.1	1744	22.9	





6 - MARCUS STOUT - 1,709 Points												
Year	G	FGM	FGA	Pct.	3PT	3PTA	Pct.	FTM	FTA	Pct.	TP	Avg.
2004-05	29	129	336	38.4	64	185	34.6	72	95	75.8	394	13.6
2005-06	32	146	356	41.0	48	127	37.8	77	100	77.0	417	13.0
2006-07	30	157	368	42.7	74	196	37.8	72	109	66.1	460	15.3
2007-08	29	152	379	40.1	73	210	34.8	61	84	72.6	438	15.1
<b>Totals</b>	<b>120</b>	<b>584</b>	<b>1439</b>	<b>40.6</b>	<b>259</b>	<b>718</b>	<b>36.1</b>	<b>282</b>	<b>388</b>	<b>72.7</b>	<b>1709</b>	<b>14.2</b>

7 - KEN CHARLES - 1,697 Points										
Year	G	FGM	FGA	Pct.	FTM	FTA	Pct.	TP	Avg.	
1970-71	29	183	405	45.2	80	104	76.9	446	15.4	
1971-72	27	230	524	43.9	112	158	70.9	572	21.2	
1972-73	28	275	607	45.3	129	164	78.7	679	24.3	
<b>Totals</b>	<b>84</b>	<b>688</b>	<b>1536</b>	<b>44.8</b>	<b>321</b>	<b>426</b>	<b>75.5</b>	<b>1697</b>	<b>20.3</b>	

8 - CHRIS GASTON - 1,672 Points										
Year	G	FGM	FGA	Pct.	FTM	FTA	Pct.	TP	Avg.	
2009-10	28	190	423	.449	122	182	.670	504	18.0	
2010-11	28	178	381	.467	90	174	.517	446	15.9	
2011-12	28	188	426	.441	99	152	.651	478	17.1	
2012-13	17	96	204	.471	52	77	.675	244	14.4	
<b>Totals</b>	<b>101</b>	<b>652</b>	<b>1434</b>	<b>.455</b>	<b>363</b>	<b>585</b>	<b>.621</b>	<b>1672</b>	<b>16.6</b>	

9 - BRANDEN FRAZIER - 1,642 Points												
Year	G	FGM	FGA	Pct.	3PT	3PTA	Pct.	FTM	FTA	Pct.	TP	Avg.
2010-11	27	100	266	.376	55	162	.340	43	66	.652	298	11.0
2011-12	29	123	336	.366	42	154	.273	52	77	.675	340	11.7
2012-13	31	130	377	.345	44	159	.277	135	163	.828	439	14.2
2013-14	31	186	468	.397	45	159	.283	148	173	.855	565	18.2
<b>Totals</b>	<b>118</b>	<b>539</b>	<b>1447</b>	<b>.372</b>	<b>186</b>	<b>634</b>	<b>.293</b>	<b>387</b>	<b>479</b>	<b>.808</b>	<b>1642</b>	<b>13.9</b>

10 - BRENTON BUTLER - 1,524 Points												
Year	G	FGM	FGA	Pct.	3PT	3PTA	Pct.	FTM	FTA	Pct.	TP	Avg.
2006-07	30	99	244	.406	49	114	.430	37	59	.627	284	9.5
2007-08	29	94	276	.341	56	163	.344	74	102	.725	318	11.0
2008-09	7	23	71	.324	11	40	.275	10	17	.588	67	9.6
2009-10	28	143	427	.335	58	194	.299	117	144	.813	461	16.5
2010-11	27	127	355	.358	58	182	.319	82	98	.837	394	14.6
<b>Totals</b>	<b>121</b>	<b>486</b>	<b>1373</b>	<b>.354</b>	<b>232</b>	<b>693</b>	<b>.335</b>	<b>320</b>	<b>420</b>	<b>76.2</b>	<b>1524</b>	<b>11.8</b>





11 - JEAN PRIOLEAU - 1,442 Points												
Year	G	FGM	FGA	Pct.	3PT	3PTA	Pct.	FTM	FTA	Pct.	TP	Avg.
1988-89	29	58	151	.384	19	52	.365	76	89	85.4	211	7.3
1989-90	33	114	268	.425	48	117	.410	90	105	85.7	366	11.1
1990-91	33	160	384	.417	71	186	.382	77	100	77.0	468	14.2
1991-92	31	135	346	.390	39	128	.305	88	109	80.7	397	12.8
<b>Totals</b>	<b>126</b>	<b>467</b>	<b>1149</b>	<b>.404</b>	<b>177</b>	<b>483</b>	<b>.366</b>	<b>331</b>	<b>403</b>	<b>82.2</b>	<b>1442</b>	<b>11.4</b>

12 - FRED HERZOG - 1,435 Points												
Year	G	FGM	FGA	Pct.	3PT	3PTA	Pct.	FTM	FTA	Pct.	TP	Avg.
1987-88	32	56	125	44.8	0	4	00.0	43	61	70.5	55	4.8
1989-90	30	116	244	47.5	32	63	50.8	54	76	71.1	318	10.6
1990-91	33	159	330	48.2	13	45	28.9	77	97	79.4	408	12.4
1991-92	31	202	375	53.9	13	39	33.3	137	168	81.6	554	17.9
<b>Totals</b>	<b>126</b>	<b>533</b>	<b>1074</b>	<b>48.6</b>	<b>58</b>	<b>151</b>	<b>38.4</b>	<b>311</b>	<b>402</b>	<b>75.7</b>	<b>1435</b>	<b>11.4</b>

13 - MANDELL THOMAS - 1,385 Points												
Year	G	FGM	FGA	Pct.	3PT	3PTA	Pct.	FTM	FTA	Pct.	TP	Avg.
2012-13	30	106	268	39.6	31	81	38.3	51	70	72.9	294	9.8
2013-14	30	123	341	36.1	45	147	30.6	66	100	66.0	357	11.9
2014-15	31	140	346	40.5	36	102	35.3	97	130	74.6	413	13.3
2015-16	26	114	272	41.9	52	130	40.0	41	64	64.1	321	12.3
<b>Totals</b>	<b>117</b>	<b>483</b>	<b>1227</b>	<b>39.4</b>	<b>164</b>	<b>460</b>	<b>35.7</b>	<b>255</b>	<b>364</b>	<b>70.1</b>	<b>1385</b>	<b>11.7</b>

14 - CHARLIE YELVERTON - 1,372 Points										
Year	G	FGM	FGA	Pct.	FTM	FTA	Pct.	TP	Avg.	
1968-69	26	111	262	42.2	91	135	67.4	313	12.0	
1969-70	25	146	351	41.6	91	133	68.4	383	15.3	
1970-71	29	271	573	47.3	134	193	69.4	676	23.3	
<b>Totals</b>	<b>80</b>	<b>528</b>	<b>1186</b>	<b>43.7</b>	<b>316</b>	<b>461</b>	<b>68.4</b>	<b>1372</b>	<b>16.7</b>	


15 - BOB MELVIN - 1,323 Points									
Year	G	FGM	FGA	Pct.	FTM	FTA	Pct.	TP	Avg.
1960-61	23	172	423	41.0	87	124	70.0	431	18.7
1961-62	24	161	408	39.0	115	170	68.0	437	18.2
1962-63	26	177	406	43.0	101	139	74.0	455	17.5
<b>Totals</b>	<b>73</b>	<b>510</b>	<b>1237</b>	<b>41.0</b>	<b>303</b>	<b>433</b>	<b>70.6</b>	<b>1323</b>	<b>18.1</b>






### 15 - BILL LANGHELD - 1,323 Points

Year	G	FGM	FGA	Pct.	FTM	FTA	Pct.	TP	Avg.
1965-66	24	159	397	40.0	68	102	66.6	386	16.0
1966-67	25	192	473	40.4	98	151	64.9	482	19.2
1967-68	27	184	439	41.9	87	129	67.4	455	16.9
<b>Totals</b>	<b>76</b>	<b>535</b>	<b>1309</b>	<b>40.8</b>	<b>253</b>	<b>382</b>	<b>66.3</b>	<b>1323</b>	<b>17.4</b>




### 16 - DAVID MAXWELL - 1,278 Points

Year	G	FGM	FGA	Pct.	FTM	FTA	Pct.	TP	Avg.
1979-80	25	77	197	39.0	47	85	55.2	201	8.0
1980-81	28	116	258	44.9	104	151	68.8	336	12.0
1981-82	29	106	260	40.8	89	120	74.2	301	10.4
1982-83	30	159	321	49.5	122	173	70.5	440	14.7
<b>Totals</b>	<b>87</b>	<b>381</b>	<b>839</b>	<b>45.1</b>	<b>315</b>	<b>444</b>	<b>71.2</b>	<b>1278</b>	<b>12.4</b>




### 17 - TONY McINTOSH - 1,238 Points

Year	G	FGM	FGA	Pct.	FTM	FTA	Pct.	TP	Avg.
1981-82	17	16	38	42.1	16	24	66.7	48	2.8
1982-83	30	78	174	44.8	66	83	79.5	222	7.4
1983-84	34	128	267	47.9	120	146	82.2	376	11.1
1984-85	31	232	465	49.9	128	148	86.5	592	19.1
<b>Totals</b>	<b>112</b>	<b>454</b>	<b>944</b>	<b>46.2</b>	<b>330</b>	<b>401</b>	<b>78.7</b>	<b>1238</b>	<b>10.1</b>



### 18 - DARRYL BROWN - 1,233 Points

Year	G	FGM	FGA	Pct.	FTM	FTA	Pct.	TP	Avg.
1972-73	28	131	258	50.8	61	94	64.9	323	11.5
1973-74	25	167	322	51.9	96	150	64.0	430	17.2
1974-75	24	179	312	57.4	122	175	69.7	480	20.0
<b>Totals</b>	<b>77</b>	<b>477</b>	<b>892</b>	<b>53.4</b>	<b>279</b>	<b>419</b>	<b>66.2</b>	<b>1233</b>	<b>16.2</b>



### 19 - MICHAEL HAYNES - 1,228 Points

Year	G	FGM	FGA	Pct.	3PT	3PTA	Pct.	FTM	FTA	Pct.	TP	Avg.
2000-01	20	42	147	.286	12	61	.197	15	27	.556	111	5.6
2001-02	22	79	216	.366	26	84	.310	23	40	.575	207	9.4
2002-03	27	153	380	.403	47	136	.346	56	89	.629	409	15.1
2003-04	27	189	417	.453	50	135	.370	73	129	.566	501	18.6
<b>Totals</b>	<b>96</b>	<b>463</b>	<b>1160</b>	<b>.399</b>	<b>135</b>	<b>416</b>	<b>.325</b>	<b>167</b>	<b>285</b>	<b>.586</b>	<b>1228</b>	<b>12.8</b>





20 - JASON HARRIS - 1,218 Points												
Year	G	FGM	FGA	Pct.	3PT	3PTA	Pct.	FTM	FTA	Pct.	TP	Avg.
1997-98	27	56	174	32.2	35	166	30.2	14	19	73.7	161	6.0
1998-99	27	102	268	38.1	67	186	36.0	35	52	67.3	306	11.5
1999-00	28	134	334	40.1	93	238	39.8	66	83	79.0	427	15.2
2000-01	29	103	299	34.4	79	238	33.2	39	56	69.6	324	11.2
<b>Totals</b>	<b>111</b>	<b>395</b>	<b>1075</b>	<b>36.7</b>	<b>274</b>	<b>828</b>	<b>33.1</b>	<b>154</b>	<b>210</b>	<b>73.3</b>	<b>1218</b>	<b>11.0</b>

21 - STEVE SAMUELS - 1,182 Points										
Year	G	FGM	FGA	Pct.	FTM	FTA	Pct.	TP	Avg.	
1980-81	28	55	127	43.3	22	46	47.8	132	4.7	
1981-82	23	39	80	48.8	15	26	57.7	93	4.0	
1983-84	34	206	407	50.6	85	126	67.5	497	14.6	
1984-85	31	189	418	45.2	82	132	62.1	460	14.8	
<b>Totals</b>	<b>116</b>	<b>489</b>	<b>1032</b>	<b>47.0</b>	<b>204</b>	<b>330</b>	<b>58.8</b>	<b>1182</b>	<b>9.5</b>	

22 - JERMAINE ANDERSON - 1,178 Points												
Year	G	FGM	FGA	Pct.	3PT	3PTA	Pct.	FTM	FTA	Pct.	TP	Avg.
2002-03	20	56	135	41.5	32	80	40.0	22	32	68.8	166	8.3
2003-04	22	50	118	42.4	20	59	33.9	25	36	69.4	145	6.6
2004-05	29	122	296	41.2	73	184	39.7	51	63	81.0	368	12.7
2005-06	32	159	371	42.9	89	215	41.4	92	108	85.2	499	15.6
<b>Totals</b>	<b>103</b>	<b>387</b>	<b>920</b>	<b>42.1</b>	<b>214</b>	<b>538</b>	<b>39.8</b>	<b>190</b>	<b>239</b>	<b>79.5</b>	<b>1178</b>	<b>11.4</b>

23 - JIM MANHARDT - 1,147 Points										
Year	G	FGM	FGA	Pct.	FTM	FTA	Pct.	TP	Avg.	
1961-62	24	172	427	40.0	157	194	81.0	501	20.9	
1962-63	26	149	296	50.0	59	82	73.0	357	13.7	
1963-64	19	114	246	46.0	61	89	68.0	289	15.2	
<b>Totals</b>	<b>69</b>	<b>435</b>	<b>969</b>	<b>45.3</b>	<b>277</b>	<b>365</b>	<b>74.0</b>	<b>1147</b>	<b>16.6</b>	

24 - JOHN STEVENS - 1,128 Points										
Year	G	FGM	FGA	Pct.	FTM	FTA	Pct.	TP	Avg.	
1962-63	26	122	246	50.0	95	153	62.0	339	13.0	
1963-64	19	88	240	36.0	107	183	59.0	283	14.9	
1964-65	27	172	377	45.0	162	240	67.0	506	18.7	
<b>Totals</b>	<b>72</b>	<b>382</b>	<b>863</b>	<b>43.7</b>	<b>364</b>	<b>576</b>	<b>62.7</b>	<b>1128</b>	<b>15.5</b>	





25 - JOHN BRADY - 1,119 Points									
Year	G	FGM	FGA	Pct.	FTM	FTA	Pct.	TP	Avg.
1956-57	26	117	282	41.5	85	124	68.5	319	12.3
1957-58	25	143	319	44.8	83	122	68.0	369	14.8
1958-59	25	161	365	44.1	109	164	66.4	431	17.2
<b>Totals</b>	<b>76</b>	<b>421</b>	<b>966</b>	<b>43.6</b>	<b>277</b>	<b>410</b>	<b>67.6</b>	<b>1119</b>	<b>14.7</b>

26 - DAMON LOPEZ - 1,101 Points												
Year	G	FGM	FGA	Pct.	3PT	3PTA	Pct.	FTM	FTA	Pct.	TP	Avg.
1988-89	28	53	111	47.7	0	0	00.0	47	76	61.8	153	5.5
1989-90	32	144	239	60.3	0	1	00.0	78	108	72.2	364	11.4
1990-91	33	205	333	61.6	0	1	00.0	174	234	74.4	584	17.7
<b>Totals</b>	<b>93</b>	<b>402</b>	<b>683</b>	<b>56.5</b>	<b>0</b>	<b>2</b>	<b>00.0</b>	<b>299</b>	<b>418</b>	<b>69.5</b>	<b>1101</b>	<b>11.5</b>

27 - GERRY SMITH - 1,079 Points										
Year	G	FGM	FGA	Pct.	FTM	FTA	Pct.	TP	Avg.	
1946-47	Stats not available							447		
1947-48	23	128			88	140	62.9	342	15.0	
1948-49	24	115			60			290	12.1	
<b>Totals</b>								<b>1,079</b>		

28 - DAN LYONS - 1,077 Points										
Year	G	FGM	FGA	Pct.	FTM	FTA	Pct.	TP	Avg.	
1951-52	25	89	283	32.0	25	43	60.0	203	8.1	
1952-53	26	111	376	30.0	70	103	68.0	292	11.2	
1953-54	24	Stats not available								
1954-55	27	91	290	31.0	98	143	68.5	280	10.4	
<b>Totals</b>	<b>102</b>							<b>1077</b>	<b>10.6</b>	

29 - DAN O'SULLIVAN - 1,073 Points												
Year	G	FGM	FGA	Pct.	3PT	3PTA	Pct.	FTM	FTA	Pct.	TP	Avg.
1986-87	18	11	21	52.4	0	0	00.0	6	13	46.2	28	1.6
1987-88	33	125	220	56.8	0	0	00.0	72	108	66.7	322	9.8
1988-89	29	108	238	45.4	0	1	00.0	96	140	68.6	312	10.8
1989-90	33	162	331	48.9	0	1	00.0	89	154	57.8	411	12.5
<b>Totals</b>	<b>113</b>	<b>406</b>	<b>810</b>	<b>50.9</b>	<b>0</b>	<b>2</b>	<b>00.0</b>	<b>277</b>	<b>415</b>	<b>66.7</b>	<b>1073</b>	<b>8.7</b>

30 - DUD TONGAL - 1,062 Points									
Year	G	FGM	FGA	Pct.	FTM	FTA	Pct.	TP	Avg.
1978-79	29	143	296	48.3	61	86	70.9	347	12.0
1979-80	27	81	166	48.7	46	78	58.9	208	7.6
1980-81	28	90	169	53.2	83	108	76.8	263	9.5
1982-83	25	96	187	51.3	52	68	76.5	244	9.8
<b>Totals</b>	<b>109</b>	<b>410</b>	<b>818</b>	<b>50.4</b>	<b>242</b>	<b>340</b>	<b>70.8</b>	<b>1062</b>	<b>9.7</b>





31 - CHRISTIAN SENGFELDER - 1,059 Points												
Year	G	FGM	FGA	Pct.	3PT	3PTA	Pct.	FTM	FTA	Pct.	TP	Avg.
2014-15	31	136	275	49.5	37	114	32.5	53	80	66.3	362	11.7
2015-16	30	106	248	42.7	51	128	39.8	47	59	79.7	310	10.3
2016-17	32	142	335	42.4	72	215	33.5	31	44	70.5	387	12.1
<b>Totals</b>	<b>93</b>	<b>384</b>	<b>858</b>	<b>44.8</b>	<b>160</b>	<b>457</b>	<b>35.0</b>	<b>131</b>	<b>183</b>	<b>71.6</b>	<b>1059</b>	<b>11.4</b>

32 - SANFORD JENKINS - 1,052 Points												
Year	G	FGM	FGA	Pct.	3PT	3PTA	Pct.	FTM	FTA	Pct.	TP	Avg.
1988-89	29	70	152	46.1	0	1	0.0	27	36	75.0	167	5.8
1989-90	33	112	241	46.5	0	1	0.0	32	58	55.1	256	7.8
1990-91	32	126	244	51.6	0	2	0.0	15	28	53.6	267	8.3
1991-92	31	158	321	49.2	0	1	0.0	46	72	63.9	362	11.7
<b>Totals</b>	<b>125</b>	<b>466</b>	<b>958</b>	<b>48.6</b>	<b>0</b>	<b>5</b>	<b>0.0</b>	<b>120</b>	<b>194</b>	<b>61.9</b>	<b>1052</b>	<b>8.4</b>


33 - FRED CHRIST - 1,037 Points										
Year	G	FGM	FGA	Pct.	FTM	FTA	Pct.	TP	Avg.	
1949-50	27	107	293	36.5	69	110	62.7	283	10.5	
1950-51	27	143	433	33.0	126	196	64.0	412	15.3	
1951-52	25	125	404	31.0	92	138	67.0	342	13.6	
<b>Totals</b>	<b>79</b>	<b>375</b>	<b>1130</b>	<b>33.1</b>	<b>287</b>	<b>444</b>	<b>64.6</b>	<b>1037</b>	<b>13.1</b>	

34 - DAVID BUCKNER - 1,027 Points												
Year	G	FGM	FGA	Pct.	3PT	3PTA	Pct.	FTM	FTA	Pct.	TP	Avg.
1989-90	16	3	18	16.7	0	0	00.0	2	2	1.000	8	0.5
1990-91	33	160	384	41.7	81	189	42.9	45	65	69.0	390	11.8
1991-92	30	57	184	31.0	46	137	33.6	7	18	38.9	167	5.6
1992-93	31	160	400	40.0	68	209	32.5	74	111	66.7	462	14.9
<b>Totals</b>	<b>110</b>	<b>380</b>	<b>986</b>	<b>32.4</b>	<b>195</b>	<b>535</b>	<b>36.4</b>	<b>128</b>	<b>196</b>	<b>68.9</b>	<b>1027</b>	<b>8.2</b>


35 - BILL MAINOR - 1,024 Points									
Year	G	FGM	FGA	Pct.	FTM	FTA	Pct.	TP	Avg.
1968-69	26	100	209	47.8	53	63	84.1	253	9.7
1969-70	25	142	340	41.8	79	108	73.1	363	14.5
1970-71	29	166	385	43.1	76	94	80.9	408	14.1
<b>Totals</b>	<b>80</b>	<b>408</b>	<b>934</b>	<b>44.2</b>	<b>208</b>	<b>265</b>	<b>79.4</b>	<b>1024</b>	<b>12.8</b>

36 - BILL CARLSON - 1,019 Points									
Year	G	FGM	FGA	Pct.	FTM	FTA	Pct.	TP	Avg.
1949-50	25	118	268	44.0	73	120	56.2	309	12.4
1950-51	27	156	396	39.4	103	163	63.2	415	15.4
1951-52	25	110	297	37.0	75	129	58.0	295	11.8
<b>Totals</b>	<b>77</b>	<b>384</b>	<b>961</b>	<b>40.0</b>	<b>251</b>	<b>412</b>	<b>60.9</b>	<b>1019</b>	<b>13.2</b>






**Jim Manhardt**



**Darryl Brown**



**Bevon Robin**

### Year-by-Year Scoring Average Leaders


Year	Player	G	FGM	FGA	PPG
1947-48	Gerry Smith	23	128		15.0
1948-49	Gerry Smith	24	115		12.1
1949-50	Bill Carlson	25	118	268	12.4
1950-51	Bill Carlson	25	143	366	15.2
1951-52	Fred Christ	25	125	404	13.6
1952-53	Ed Conlin	26	176	437	18.2
1953-54	Ed Conlin	26	233	512	22.4
1954-55	Ed Conlin	27	242	563	25.0
1955-56	Jim Cunningham	25	164	371	19.1
1956-57	Jim Cunningham	26	197	456	24.6
1957-58	Jim Cunningham	24	198	365	24.0
1958-59	John Brady	25	161	315	17.2
1959-60	Pat O'Donnell	26	126	290	13.7
1960-61	Bob Melvin	23	172	423	18.7
1961-62	Jim Manhardt	24	172	427	20.9
1962-63	Bob Melvin	26	177	406	17.5
1963-64	Jim Manhardt	19	114	246	15.2
1964-65	John Stevens	27	172	377	18.7
1965-66	Len Zandy	25	133	414	17.3
1966-67	Bill Langheld	25	192	473	19.2
1967-68	Bill Langheld	27	184	439	16.9
1968-67	Charlie Yelverton	26	111	262	12.0
1969-70	Charlie Yelverton	25	146	351	15.3
1970-71	Charlie Yelverton	29	271	573	23.3
1971-72	Ken Charles	27	230	524	21.2
1972-73	Ken Charles	28	275	607	24.3
1973-74	Darryl Brown	25	167	322	17.2
1974-75	Darryl Brown	24	179	312	20.0
1975-76	Stan Frankoski	25	137	294	13.4
1976-77	John O'Neill	26	161	331	15.3
1977-78	Paul Williams	26	150	250	14.8
1978-79	Dud Tongal	29	143	296	12.0
1979-80	Bill Calhoun	28	121	232	12.0
1980-81	David Maxwell	28	116	258	12.0
1981-82	David Maxwell	29	106	260	10.4
1982-83	David Maxwell	30	159	321	14.7
1983-84	Steve Samuels	34	206	407	14.6
1984-85	Tony McIntosh	31	232	465	19.1
1985-86	Joe Paterno	30	145	305	12.4
1986-87	Joe Franco	30	146	303	13.5
1987-88	Joe Paterno	33	197	362	14.7
1988-89	Joe Paterno	29	208	440	20.0
1989-90	Andre McClendon	32	187	478	17.3
1990-91	Damon Lopez	33	205	333	17.7
1991-92	Fred Herzog	31	202	375	17.9
1992-93	Dave Buckner	31	160	400	14.9
1993-94	Sherwin Content	27	157	297	15.7
1994-95	Ryan Hunter	27	158	314	15.1
1995-96	Darren Deschryver	27	88	180	8.9
1996-97	Maurice Curtis	14	76	141	14.9
1997-98	Bevon Robin	27	161	383	18.3
1998-99	Bevon Robin	27	145	364	17.0
1999-00	Bevon Robin	27	133	173	15.7
2000-01	Bevon Robin	29	128	328	14.3
2001-02	Smush Parker	28	153	353	16.5
2002-03	Michael Haynes	27	153	380	15.1
2003-04	Michael Haynes	27	189	417	18.6
2004-05	Bryant Dunston	29	154	296	14.9
2005-06	Bryant Dunston	32	174	325	16.1
2006-07	Marcus Stout	30	146	268	15.3
2007-08	Bryant Dunston	29	165	314	15.5
2008-09	Jio Fontan	28	149	390	15.3
2009-10	Chris Gaston	28	190	423	18.0
2010-11	Chris Gaston	28	178	381	15.9
2011-12	Chris Gaston	28	188	426	17.1
2012-13	Chris Gaston	17	96	204	14.4
2013-14	Branden Frazier	31	186	468	18.2
2014-15	Eric Paschall	27	150	358	15.9
2015-16	Ryan Rhoomes	31	187	289	14.6
2016-17	Javontae Hawkins	31	145	333	14.0
2017-18	Will Tavares	27	140	321	13.6
2018-19	Nick Honor	32	174	467	15.3
2019-20	Chuba Ohams	13	60	128	11.0
2020-21	Chris Austin	14	53	131	11.4
2021-22	Darius Quisenberry	26	137	368	16.2
2022-23	Darius Quisenberry	32	162	421	16.9






## Year-by-Year Field Goal % Leaders


Year	Player	G	FGM	FGA	PPG
1949-50	Bill Carlson	25	118	268	44.0
1950-51	Bill Carlson	25	143	366	39.1
1951-52	Mike Keane	24	57	148	38.5
1952-53	Allen Larkin	26	109	245	44.5
1953-54	Ed Conlin	26	235	512	45.9
1954-55	Ed Conlin	27	242	563	43.0
1955-56	Bob Reese	24	120	256	46.9
1956-57	Bill McCadney	26	127	293	43.3
1957-58	Jim Cunningham	24	198	365	54.2
1958-59	Ed DeGroat	24	105	222	47.3
1959-60	Bill Larkin	21	60	135	44.4
1960-61	Dee Maynard	20	32	69	46.4
1961-62	Bill Sheridan	24	89	171	52.0
1962-63	Bill Sheridan	26	96	185	52.0
1963-64	Joe Frangipane	20	73	130	56.2
1964-65	Bruse Brodbeck	25	89	178	50.0
1965-66	Len Zandy	25	188	414	44.2
1966-67	Pat Raferty	25	115	248	46.3
1967-68	Bob Kellert	27	154	311	49.5
1968-69	John Burik	26	94	191	49.2
1969-70	John Zanzalari	24	88	165	53.3
1970-71	Charlie Yelverton	29	271	573	47.3
1971-72	Tom Sullivan	27	103	210	49.0
1972-73	Darryl Brown	28	131	258	50.8
1973-74	Darryl Brown	25	167	322	51.9
1974-75	Darryl Brown	24	179	312	57.4
1975-76	Rich Dunphy	26	94	191	49.2
1976-77	John O'Neil	26	161	331	48.6
1977-78	Paul Williams	26	150	250	60.0
1978-79	Dud Tongal	29	143	296	48.3
1979-80	Bill Calhoun	28	121	232	52.1
1980-81	Ed Bona	28	105	195	53.8
1981-82	Ed Bona	29	90	147	61.2
1982-83	Mark Murphy	30	100	193	51.8
1983-84	Dave Roberson	33	145	282	51.4
1984-85	Tony McIntosh	31	232	465	49.9
1985-86	Tom Parrotta	30	106	199	68.8
1986-87	Frank Williams	30	112	193	58.0
1987-88	Dan O'Sullivan	33	125	220	56.8
1988-89	Joe Paterno	29	208	440	47.3
1989-90	Damon Lopez	32	144	239	60.3
1990-91	Damon Lopez	33	205	333	61.6
1991-92	Fred Herzog	31	202	375	53.9
1992-93	Sherwin Content	31	150	290	51.7
1993-94	Sherwin Content	27	157	297	52.9
1994-95	John Henry	28	109	189	57.7
1995-96	John Henry	27	89	170	52.4
1996-97	Dustin Berrien	27	114	260	43.8
1997-98	Maurice Curtis	27	166	320	51.9
1998-99	Alejandro Olivares	27	146	306	47.7
1999-00	Duke Freeman-McKamey	29	135	245	55.1
2000-01	Duke Freeman-McKamey	28	122	234	52.1
2001-02	Jeff McMillan	28	124	235	52.8
2002-03	Glenn Batemon	28	105	208	50.5
2003-04	Mushon Ya'akosi	28	72	149	48.3
2004-05	Bryant Dunston	29	154	296	52.0
2005-06	Bryant Dunston	32	174	325	53.5
2006-07	Bryant Dunston	30	146	268	54.5
2007-08	Sebastian Greene	29	91	164	55.5
2008-09	Chris Bethel	19	79	171	46.2
2009-10	Chris Gaston	28	190	423	44.9
2010-11	Chris Gatson	28	178	381	46.7
2011-12	Kervin Bristol	29	72	129	55.8
2012-13	Ryan Canty	31	86	156	55.1
2013-14	Ryan Rhoomes	31	82	123	66.7
2014-15	Ryan Rhoomes	31	77	139	55.4
2015-16	Ryan Rhoomes	31	187	289	64.7
2016-17	Prokop Slanina	23	51	109	46.8
2017-18	Prokop Slanina	29	145	291	49.8
2018-19	Jesse Bunting	28	74	134	55.2
2019-20	Chuba Ohams	13	60	128	46.9
2020-21	Joel Soriano	14	61	112	54.5
2021-22	Chuba Ohams	30	169	341	49.6
2022-23	Rostyslav Novitskyi	33	84	153	54.9



Mushon Ya'akosi




John Henry




Damon Lopez






Mike Murphy



Mark Jarrell-Wright



Jermaine Anderson

### Year-by-Year Free Throw % Leaders


Year	Player	G	FGM	FGA	PPG
1947-48	John Bach	23	96	146	65.7
1949-50	Fred Christ	27	69	110	62.7
1950-51	Bill Carlson	25	95	149	63.8
1951-52	Ed Conlin	25	42	61	68.9
1952-53	Ed Conlin	26	120	162	74.1
1953-54	Ed Conlin	24	112	170	65.9
1954-55	Bill Lyons	27	86	107	80.4
1955-56	Bill Cunningham	25	150	206	72.8
1956-57	William McCadney	26	90	112	80.4
1957-58	John Andariese	24	47	66	71.2
1958-59	Pat O'Donnell	25	85	105	80.9
1959-60	Pat O'Donnell	26	104	135	77.0
1960-61	Ray McGovern	23	60	75	80.0
1961-62	Jim Manhardt	24	157	194	80.9
1962-63	Bill Sheridan	26	75	98	76.5
1963-64	Wayne McGuirt	20	57	70	81.4
1964-65	Joe Frangipane	27	62	76	81.6
1965-66	Len Zandy	25	68	85	80.0
1966-67	Pat Raferty	25	167	206	81.0
1967-68	Frank McLaughlin	27	91	117	77.8
1968-69	Bill Mainor	26	53	63	84.1
1969-70	Bill Mainor	25	79	108	73.1
1970-71	Bill Mainor	29	76	94	80.9
1971-72	Bart Woytowicz	27	89	117	76.1
1972-73	Frank Heyward	28	74	93	79.6
1973-74	Kevin Brown	23	67	82	81.7
1974-75	Kevin Fallon	25	52	71	73.2
1975-76	Stan Frankoski	25	61	74	66.7
1976-77	Tom Kavanagh	26	45	52	86.5
1977-78	Tom Kavanagh	26	33	38	86.8
1977-78	Paul Williams	26	86	111	77.5
1978-79	Bill Lombardi	29	39	52	75.0
1979-80	Mark Murphy	27	56	71	78.8
1980-81	Mark Murphy	28	80	94	85.1
1981-82	Jerry Hobbie	28	64	73	87.7
1982-83	Jerry Hobbie	24	58	72	80.6
1983-84	Tony McIntosh	34	120	146	82.2
1984-85	Tony McIntosh	31	128	148	86.5
1985-86	Eric Brooks	30	79	100	79.0
1986-87	Greg Pedro	30	58	73	79.4
1987-88	Joe Paterno	33	88	110	80.0
1988-89	Jean Prioleau	29	76	89	85.4
1989-90	Jean Prioleau	33	90	105	85.7
1990-91	Jay Fazande	33	55	69	79.7
1991-92	Fred Herzog	31	137	168	81.6
1992-93	Jay Fazande	30	132	163	81.0
1993-94	Rob Baxter	27	64	74	86.5
1994-95	Ryan Hunter	27	72	88	81.8
1995-96	Dustin Berrien	27	44	60	73.3
1996-97	Maurice Curtis	14	56	74	75.7
1997-98	Scott Harmatuk	27	52	61	85.2
1998-99	Bevon Robin	27	119	142	83.8
1999-00	Scott Harmatuk	24	53	60	88.3
2000-01	Bevon Robin	29	109	134	81.3
2001-02	Smush Parker	28	100	137	73.0
2002-03	Mark Jarrell-Wright	27	51	73	69.9
2003-04	Derrick Breland	26	38	51	74.5
2004-05	Jermaine Anderson	29	51	63	81.0
2005-06	Jermaine Anderson	32	92	108	85.2
2006-07	Bryant Dunston	30	132	188	70.2
2007-08	Marcus Stout	29	61	84	72.6
2008-09	Mike Moore	28	65	83	78.3
2009-10	Brenton Butler	28	117	144	81.3
2010-11	Brenton Butler	28	82	98	83.7
2011-12	Branden Frazier	29	52	77	67.5
2012-13	Branden Frazier	31	135	163	82.8
2013-14	Branden Frazier	31	148	173	85.5
2014-15	Eric Paschall	27	85	107	79.4
2015-16	Chris Sengfelder	30	47	59	79.7
2016-17	Javontae Hawkins	31	113	134	84.3
2017-18	Perris Hicks	29	42	56	75.0
2018-19	Nick Honor	32	71	87	81.6
2019-20	Josh Colon	30	38	49	77.6
2020-21	Chris Austin	14	30	37	81.1
2021-22	Darius Quisenberry	26	89	111	80.2
2022-23	Darius Quisenberry	32	146	177	82.5






## Year-by-Year 3-Point Field Goal % Leaders (Min. one made/game)

Year	Player	G	3-PT EGM	3-PT EGA	PCT.
1986-87	Greg Pedro	30	50	106	47.1
1987-88	Mark Taylor	33	31	69	44.9
1988-89	Andre McClendon	29	35	93	37.6
1989-90	Fred Herzog	30	32	63	50.8
1990-91	Dave Buckner	33	81	189	42.9
1991-92	Dave Buckner	30	46	137	33.6
1992-93	Jay Fazande	30	34	65	52.3
1993-94	Derek Molis	27	62	163	38.0
1994-95	Rob Baxter	24	33	97	34.0
1995-96	Rob Baxter	27	27	65	41.5
1996-97	Ray Carroll	27	32	113	28.3
1997-98	Bevon Robin	27	61	159	38.4
1998-99	Scott Harmatuk	24	24	56	42.9
1999-00	Jason Harris	28	93	238	39.1
2000-01	Jason Harris	29	79	238	33.2
2001-02	Smush Parker	28	57	174	32.8
2002-03	Drew Williamson	28	29	74	39.2
2003-04	Michael Haynes	27	50	135	37.0
2004-05	Jermaine Anderson	29	73	184	39.7
2005-06	Jermaine Anderson	32	89	215	41.4
2006-07	Brenton Butler	30	49	114	43.0
2007-08	Marcus Stout	29	73	210	34.8
2008-09	Jio Fontan	28	31	94	33.0
2009-10	Brenton Butler	28	58	194	29.9
2010-11	Branden Frazier	28	55	162	34.0
2011-12	Bryan Smith	29	54	179	30.2
2012-13	Mandell Thomas	30	31	81	38.3
2013-14	Jon Severe	31	79	231	34.2
2014-15	Mandell Thomas	31	36	102	35.3
2015-16	Mandell Thomas	26	52	130	40.0
2016-17	Joseph Chartouny	29	52	136	38.2
2017-18	Prokop Slanina	29	35	95	36.8
2018-19	Antwon Portley	31	69	198	34.8
2019-20	Erten Gazi	22	32	86	37.2
2020-21	Chris Austin	14	24	75	32.0
2021-22	Kyle Rose	32	51	155	32.9
2022-23	Will Richardson	33	44	105	41.9




Jason Harris



Jay Fazande


## YEAR-BY-YEAR ASSIST LEADERS

Year	Player	G	ASST.	APG
1969-70	Charlie Yelverton	25	74	3.0
1974-75	Darryl Brown	25	145	5.8
1977-78	Bill Lombardi	26	82	3.2
	Kevin White	26	82	3.2
1978-79	Kevin White	29	129	4.4
1979-80	David Maxwell	25	84	3.4
1980-81	David Maxwell	28	123	4.4
1981-82	David Maxwell	29	107	3.7
1982-83	Tony McIntosh	30	97	3.2
1983-84	Tony McIntosh	34	143	4.2
1984-85	Jerry Hobbie	31	180	5.8
1985-86	Eric Brooks	30	96	3.2
1986-87	Greg Pedro	30	99	3.3
1987-88	Mark Taylor	33	136	4.1
1988-89	Jean Prioleau	29	130	4.5
1989-90	Jean Prioleau	33	140	4.2
1990-91	Mike Rice	32	152	4.8
1991-92	Jay Fazande	30	168	5.6
1992-93	Jay Fazande	30	188	6.3
1993-94	Rob Baxter	27	180	6.7
1994-95	Billy Lovett	28	102	3.6
1995-96	Billy Lovett	26	73	2.8
1996-97	Billy Lovett	24	94	3.9
1997-98	Bevon Robin	27	102	3.8
1998-99	Bevon Robin	27	96	3.6
1999-00	Teremun Johnson	29	124	4.3
2000-01	Bevon Robin	29	148	5.1
2001-02	Smush Parker	28	125	4.5
2002-03	Jermaine Anderson	28	70	2.5
2003-04	Derrick Breland	26	73	2.6
2004-05	Kevin Anderson	29	101	3.5
2005-06	Jermaine Anderson	32	109	3.4
2006-07	Kevin Anderson	30	121	4.0
2007-08	Marcus Stout	29	85	2.9
2008-09	Jio Fontan	28	132	4.7
2009-10	Brenton Butler	28	68	2.4
2010-11	Brenton Butler	28	91	3.3
2011-12	Branden Frazier	29	118	4.1
2012-13	Branden Frazier	31	154	5.0
2013-14	Branden Frazier	31	133	4.3
2014-15	Mandell Thomas	31	112	3.6
2015-16	Joseph Chartouny	26	161	6.2
2016-17	Joseph Chartouny	29	144	5.0
2017-18	Joseph Chartouny	29	134	4.6
2018-19	Nick Honor	32	95	3.0
2019-20	Jalen Cobb	30	70	2.3
2020-21	Jalen Cobb	14	51	3.6
2021-22	Antrell Chariton	32	113	3.5
2022-23	Antrell Chariton	33	119	3.6




Rob Baxter






**John Stevens**



**Sherwin Content**



**Bryant Dunston**

### Year-by-Year Rebounding Leaders


Year	Player	G	REB	RPG
1950-51	Fred Christ	25	465	18.6
1951-52	Bill Carlson	25	352	14.1
1952-53	Ed Conlin	26	612	23.5
1953-54	Ed Conlin	24	417	17.4
1954-55	Ed Conlin	27	578	21.4
1955-56	Bill McCadney	25	295	11.8
1956-57	Bill McCadney	26	294	11.3
1957-58	Bill McCadney	24	379	15.8
1958-59	John Andariese	25	237	9.5
1959-60	John Coalmon	26	296	11.4
1960-61	Bob Melvin	23	220	9.6
1961-62	Bob Melvin	24	190	7.9
1962-63	John Stevens	26	319	12.3
1963-64	John Stevens	19	193	10.1
1964-65	John Stevens	27	405	15.0
1965-66	Joe Frangipane	25	262	10.4
1966-67	Dennis Witkowski	25	219	8.7
1967-68	Dennis Witkowski	25	219	8.7
1968-69	John Zanzalari	27	180	6.7
1969-70	Charlie Yelverton	25	161	6.4
1970-71	Charlie Yelverton	29	349	12.0
1971-72	Bart Woytowicz	27	229	8.5
1972-73	Darryl Brown	28	242	8.6
1973-74	Darryl Brown	25	273	10.9
1974-75	Daryl Brown	24	292	14.8
1975-76	Kevin Collins	24	168	7.0
1976-77	John O'Neil	26	147	5.7
1977-78	Paul Williams	26	187	7.2
1978-79	Dud Tongal	29	172	5.9
1979-80	Ed Bona	28	195	6.9
1980-81	Ed Bona	28	161	5.7
1981-82	David Maxwell	29	139	4.8
1982-83	David Maxwell	30	211	7.0
1983-84	Steve Samuels	34	268	7.9
1984-85	Steve Samuels	31	202	6.5
1985-86	Joe Paterno	30	133	4.4
1986-87	Frank Williams	30	182	6.1
1987-88	Tom Parrotta	33	202	6.1
1988-89	Dan O'Sullivan	29	215	7.4
1989-90	Damon Lopez	32	328	10.3
1990-91	Damon Lopez	33	313	9.5
1991-92	Sanford Jenkins	31	271	8.7
1992-93	Sherwin Content	31	176	5.7
1993-94	Sherwin Content	27	213	7.9
1994-95	John Henry	28	200	7.1
1995-96	John Henry	27	164	6.1
1996-97	Maurice Curtis	14	102	7.3
1997-98	Maurice Curtis	27	223	8.3
1998-99	Alejandro Olivares	27	158	5.9
1999-00	Duke Freeman-McKamey	29	233	8.0
2000-01	Jeff McMillan	26	202	7.8
2001-02	Jeff McMillan	28	214	7.6
2002-03	Michael Haynes	27	215	8.0
2003-04	Michael Haynes	27	200	7.4
2004-05	Bryant Dunston	29	250	8.6
2005-06	Bryant Dunston	32	242	7.6
2006-07	Bryant Dunston	30	217	7.2
2007-08	Bryant Dunston	29	284	9.8
2008-09	Chris Bethel	19	123	6.5
2009-10	Chris Gaston	28	319	11.4
2010-11	Chris Gaston	28	316	11.3
2011-12	Chris Gaston	28	276	9.9
2012-13	Chris Gaston	17	127	7.5
2013-14	Ryan Rhoomes	31	214	6.9
2014-15	Ryan Rhoomes	31	268	8.6
2015-16	Ryan Rhoomes	31	301	9.7
2016-17	Chris Sengfelder	32	164	5.1
2017-18	Joseph Chartouny	29	162	5.6
2018-19	Chuba Ohams	32	207	6.5
2019-20	Chuba Ohams	13	106	8.2
2020-21	Joel Soriano	14	129	9.2
2021-22	Chuba Ohams	30	347	11.6
2022-23	Khalid Moore	33	221	6.7



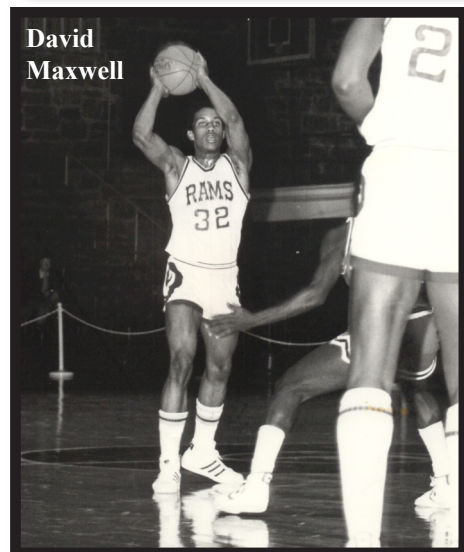


## Year-by-Year Block Leaders

Year	Player	G	BLOCKS	BPG
1977-78	Ty Holloway	26	14	0.5
1978-79	Dud Tongal	29	72	2.5
1979-80	Dud Tongal	27	41	1.5
1980-81	Dud Tongal	28	46	1.6
1981-82	Dud Tongal	25	58	2.3
1982-83	Ed Bona	18	21	1.2
1983-84	Steve Samuels	34	20	0.6
1984-85	Steve Samuels	31	19	0.6
1985-86	James Robinson	29	12	0.4
1986-87	Joe Franco	30	23	0.8
1987-88	Tom Parrotta	33	12	0.4
1988-89	Damon Lopez	28	67	2.4
1989-90	Damon Lopez	32	91	2.8
1990-91	Damon Lopez	33	100	3.0
1991-92	Sanford Jenkins	31	43	1.4
1992-93	Sherwin Content	31	48	1.5
1993-94	Sherwin Content	27	42	1.6
1994-95	Darren Deschryver	28	38	1.4
1995-96	Darren Deschryver	27	22	0.8
1996-97	Connie Mack	26	23	0.9
1997-98	Maurice Curtis	27	20	0.7
1998-99	Steve Canal	26	18	0.7
1999-00	Duke Freeman-McKamey	29	28	1.0
2000-01	Duke Freeman-McKamey	28	28	1.0
2001-02	Duke Freeman-McKamey	24	21	0.9
2002-03	Glenn Bateman	28	24	0.9
2003-04	Mushon Ya'akosi	28	23	0.8
2004-05	Bryant Dunston	29	67	2.3
2005-06	Bryant Dunston	32	75	2.3
2006-07	Bryant Dunston	30	71	2.4
2007-08	Bryant Dunston	29	79	2.7
2008-09	Jacob Green	20	35	1.8
2009-10	Chris Gaston	28	50	1.8
2010-11	Kervin Bristol	28	53	1.9
2011-12	Kervin Bristol	29	69	2.4
2012-13	Chris Gaston	17	23	1.4
2013-14	Ryan Canty	25	26	1.0
2014-15	Ryan Rhoomes	31	40	1.3
2015-16	Ryan Rhoomes	31	57	1.8
2016-17	Prokop Slanina	23	17	0.7
2017-18	Prokop Slanina	29	37	1.3
2018-19	Chuba Ohams	32	39	1.2
2019-20	Onyi Evisi	21	21	1.0
2020-21	Joel Soriano	14	11	0.8
2021-22	Chuba Ohams	30	49	1.6
2022-23	Abdou Tsimbila	33	62	1.9




Ryan Rhoomes



David Maxwell

## Year-by-Year Steals Leaders

Year	Player	G	STEALS	SPG
1977-78	Ty Holloway	26	30	1.2
1978-79	Kevin White	29	38	1.3
1979-80	David Maxwell	25	33	1.3
1980-81	David Maxwell	28	49	1.8
1981-82	David Maxwell	29	55	1.9
1982-83	David Maxwell	30	66	2.2
1983-84	Jerry Hobbie	31	66	2.1
1985-86	Joe Paterno	30	40	1.3
1986-87	Joe Paterno	30	39	1.3
1987-88	Dan O'Sullivan	33	73	2.2
1988-89	Jean Prioleau	29	56	1.9
1989-90	Jean Prioleau	33	58	1.8
1990-91	Damon Lopez	33	66	2.0
1991-92	Jean Prioleau	31	74	2.4
1992-93	Jay Fazande	30	55	1.8
1993-94	Rob Baxter	27	38	1.4
1994-95	David Mascia	27	52	1.4
1995-96	Dustin Berrien	27	36	1.3
1996-97	Dustin Berrien	27	33	1.2
1997-98	Bevon Robin	27	45	1.7
1998-99	Jason Harris	27	54	2.0
1999-00	Jason Harris	28	78	2.8
2000-01	Jason Harris	29	71	2.4
2001-02	Smush Parker	28	64	2.3
2002-03	Mark Jarrell-Wright	27	46	1.7
2003-04	Mark Jarrell-Wright	20	52	2.6
2004-05	Kevin Anderson	29	47	1.6
2005-06	Kevin Anderson	32	40	1.3
2006-07	Marcus Stout	30	49	1.6
2007-08	Sebastian Greene	29	30	1.0
2008-09	Jio Fontan	28	33	1.2
2009-10	Chris Gaston/Alberto Estwick	28	26	0.9
2010-11	Chris Gaston	28	26	0.9
2011-12	Bryan Smith	29	38	1.3
2012-13	Branden Frazier	31	28	0.9
2013-14	Mandell Thomas	30	45	1.5
2014-15	Mandell Thomas	31	73	2.4
2015-16	Joseph Chartouny	26	56	2.2
2016-17	Joseph Chartouny	29	94	3.2
2017-18	Joseph Chartouny	29	97	3.3
2018-19	Jalen Cobb	32	46	1.4
2019-20	Jalen Cobb	30	53	1.8
2020-21	Jalen Cobb	14	24	1.7
2021-22	Antrell Charlton	32	56	1.8
2022-23	Kyle Rose	33	59	1.8




Damon Lopez







**Charlie Yelverton**



**Bill Langheld**



**Marcus Stout**

### SCORING

#### GAME

1. 46 Charlie Yelverton  
at Rochester 12/30/70
- 46 Ken Charles  
vs. St. Peter's 1/20/73
3. 44 Bill Langheld vs. Manhattan  
at MSG 3/2/67
4. 42 Ed Conlin vs. Adelphi 12/1/53
5. 41 Ken Charles vs.  
Massachusetts 3/4/72

#### SEASON

1. 679 Ken Charles (1972-73)
2. 676 Charlie Yelverton (1970-71)
3. 675 Ed Conlin (1954-55)
4. 639 Jim Cunningham (1956-57)
5. 627 Jim Cunningham (1957-58)
6. 592 Tony McIntosh (1984-85)
7. 587 Ed Conlin (1953-54)
8. 584 Damon Lopez (1990-91)
9. 579 Joe Paterno (1988-89)
10. 572 Ken Charles (1971-72)

#### CAREER

1. 1,886 Ed Conlin (1951-55)
2. 1,832 Bryant Dunston (2004-08)
3. 1,793 Bevon Robin (1997-2001)
4. 1,776 Joe Paterno (1985-89)
5. 1,744 Jim Cunningham (1955-58)
6. 1,709 Marcus Stout (2004-08)
7. 1,697 Ken Charles (1970-73)
8. 1,672 Chris Gaston (2009-13)
9. 1,642 Branden Frazier (2010-14)
10. 1,524 Brenton Butler (2006-11)

### SCORING AVERAGE

#### SEASON

1. 26.1 Ed Conlin (1954-55)
2. 25.1 Jim Cunningham (1957-58)
3. 24.6 Jim Cunningham (1956-57)
4. 24.3 Ken Charles (1972-73)
5. 23.3 Charlie Yelverton (1970-71)
6. 22.4 Ed Conlin (1953-54)
7. 21.2 Ken Charles (1971-72)

8. 20.9 Jim Manhardt (1961-62)
9. 20.0 Darryl Brown (1974-75)
- 20.0 Joe Paterno (1988-89)
10. 19.2 Bill Langheld (1966-67)

#### CAREER

1. 22.9 Jim Cunningham (1955-58)
2. 20.0 Ken Charles (1970-73)
3. 18.1 Bob Melvin (1960-63)
4. 17.8 Ed Conlin (1951-55)
5. 17.4 Bill Langheld (1965-68)
6. 16.7 Charlie Yelverton (1968-71)
7. 16.6 Jim Manhardt (1961-64)
- 16.6 Chris Gaston (2009-13)
- 16.6 Darius Quisenberry (2021-23)
9. 16.3 Bevon Robin (1997-01)
10. 16.2 Darryl Brown (1972-75)
11. 15.5 John Stevens (1962-65)

### FIELD GOALS MADE

#### GAME

1. 20 Charlie Yelverton  
at Rochester 12/30/70
2. 17 Bill Langheld vs. Manhattan 1/27/72
3. 15 Ed Conlin vs. Adelphi 12/1/53
4. 14 Jim Cunningham vs. Rutgers 3/5/58
- 14 Dan Lyons at Syracuse 1/16/54
- 14 Bob Melvin at URI 12/10/60
- 14 David Mascia at Holy Cross 2/2/94

#### SEASON

1. 275 Ken Charles (1972-73)
2. 271 Charlie Yelverton (1970-71)
3. 242 Ed Conlin (1954-55)
4. 232 Tony McIntosh (1984-85)
5. 230 Ken Charles (1970-71)
6. 214 Jim Cunningham (1957-58)
7. 208 Joe Paterno (1988-89)
8. 206 Steve Samuels (1983-84)
9. 205 Damon Lopez (1990-91)
10. 202 Fred Herzog (1991-92)





**CAREER**

1. 708 Ed Conlin (1951-55)
2. 688 Ken Charles (1970-73)
3. 684 Joe Paterno (1985-89)
4. 652 Chris Gaston (2009-13)
5. 639 Bryant Dunston (2004-08)
6. 584 Marcus Stout (2004-08)
7. 575 Jim Cunningham (1955-58)
8. 539 Branden Frazier (2010-14)
9. 535 Bill Langheld (1965-68)
10. 528 Charlie Yelverton (1968-71)

**FIELD GOALS ATT.**

**GAME**

1. 32 Ken Charles vs. So. Carolina 1/2/72
2. 30 Bill Langheld vs. Manhattan 2/2/67
3. 28 Len Zandy vs. Wagner 2/26/66
- 28 Dan Lyons at Syracuse 1/16/54
- 28 Bob Melvin at URI 12/10/60

**SEASON**

1. 607 Ken Charles (1972-73)
2. 573 Charlie Yelverton (1970-71)
3. 563 Ed Conlin (1954-55)
4. 524 Ken Charles (1971-72)
5. 512 Ed Conlin (1953-54)
6. 493 Jon Severe (2013-14)
7. 478 Andre McClendon (1989-90)
8. 473 Bill Langheld (1966-67)
9. 468 Branden Frazier (2013-14)
10. 467 Nick Honor (2018-19)

**CAREER**

1. 1,670 Ed Conlin (1951-55)
2. 1,536 Ken Charles (1970-73)
3. 1,439 Marcus Stout (2004-08)
4. 1,434 Chris Gaston (2009-13)
5. 1,399 Bevon Robin (1997-2001)
6. 1,392 Joe Paterno (1985-99)
7. 1,373 Brenton Butler (2006-11)
8. 1,237 Bob Melvin (1960-63)
9. 1,222 Jim Cunningham (1955-58)
10. 1,203 Bryant Dunston (2004-08)

**FIELD GOAL PCT.**

**SEASON**

1. .647 Ryan Rhoomes (2015-16)
2. .616 Damon Lopez (1990-91)
3. .612 Ed Bona (1981-82)
4. .603 Damon Lopez (1989-90)
5. .600 Paul Williams (1977-78)
6. .577 John Henry (1994-95)
7. .574 Darryl Brown (1974-75)
8. .568 Dan O'Sullivan (1987-88)
9. .560 Joe Frangipone (1963-64)
- 10..555 Sebastian Colbert (2007-08)


**CAREER**

1. .616 Ryan Rhoomes (2012-16)
2. .589 Damon Lopez (1988-91)
3. .540 Darryl Brown (1971-75)
4. .535 John Henry (1991-96)
5. .531 Bryant Dunston (2004-08)
6. .528 Rostyslav Novtiskyi (2021-23)
7. .526 Sherwin Content (1990-94)
8. .504 Sebastian Greene (2004-08)
9. .501 Dud Tongal (1978-83)
- .501 Dan O'Sullivan (1986-90)
- 11..496 Fred Herzog (1987-92)
- 12..496 Duke Freeman-McKamey (1998-02)


**THREE POINT FGS**

**GAME**


1. 10 Jason Harris vs. Quinnipiac, 12/21/99
2. 8 Greg Pedro vs. LaSalle 3/7/88
- 8 Chris DiMascio at Jacksonville 12/26/96
- 8 Jason Harris vs. Charlotte 11/17/01
3. 7 Jean Prioleau vs. Seton Hall 11/29/90
- 7 Andre McClendon at Tennessee 12/29/89
- 7 Andre McClendon at Holy Cross 2/10/90
- 7 Derek Molis at Arizona 12/28/93
- 7 Chris DiMascio at Temple 2/17/96



Andre McClendon



Dave Buckner




Greg Pedro




# The Records




2023-2024 FORDHAM BASKETBALL



Tony McIntosh



David Mascia



Jerry Hobbie



## SEASON

1. 96 Andre McClendon 1989-90
2. 93 Jason Harris 1999-00
3. 89 Jermaine Anderson 2005-06
4. 81 Dave Buckner 1990-91
5. 79 Jason Harris 2000-01
6. 75 Chris DiMascio 1996-97
7. 74 Marcus Stout 2006-07
8. 73 Jermaine Anderson 2004-05  
Marcus Stout 2007-08
9. 72 Chris Sengfelder 2016-17
10. 71 Jean Prioleau 1990-91

## CAREER

1. 274 Jason Harris 1997-2001
2. 259 Marcus Stout 2004-08
3. 232 Brenton Butler 2006-11
4. 214 Bevon Robin 1997-2001  
214 Jermaine Anderson 2005-06
5. 195 Dave Buckner 1989-93
6. 186 Branden Frazier 2010-14
7. 177 Jean Prioleau 1988-92
8. 164 Mandell Thomas 2012-16
9. 160 Chris Sengfelder 2014-17
10. 156 Bryan Smith 2011-15

## THREE PT. FG ATT.

### GAME

1. 19 Chris DiMascio at Jacksonville 12/28/96
2. 17 Jason Harris at Siena 12/23/01
3. 16 Jason Harris vs. Quinnipiac 12/21/99
4. 14 Chris DiMascio at Temple 2/17/96  
14 Jason Harris at Connecticut 12/12/99
5. 13 Jean Prioleau at Notre Dame 11/15/90  
13 Andre McClendon at Tenn. 12/29/90  
13 Bevon Robin vs. LIU 12/4/99  
13 Marcus Stout vs. Saint Joe's 1/5/05  
13 Jermaine Anderson at La Salle 2/6/05

### SEASON

1. 246 Andre McClendon 1989-90
2. 238 Jason Harris 1999-00  
238 Jason Harris 2000-01
3. 231 Jon Severe 2013-14
4. 222 Darius Quisenberry 2022-23

5. 215 Jermaine Anderson 2005-06  
215 Chris Sengfelder 2016-17
7. 210 Marcus Stout 2007-08
8. 211 Nick Honor 2018-19
9. 209 Dave Buckner 1992-93
10. 198 Antwon Portley 2018-19

## CAREER

1. 778 Jason Harris 1997-2001
2. 718 Marcus Stout 2004-08
3. 693 Brenton Butler 2006-11
4. 670 Bevon Robin 1997-2001
5. 634 Branden Frazier 2010-14
6. 542 Dave Buckner 1989-93
7. 538 Jermaine Anderson 2002-06
8. 535 Bryan Smith 2011-15
9. 483 Jean Prioleau 1988-92
10. 457 Chris Sengfelder 2014-17

## FREE THROWS MADE

### GAME

1. 19 Jim Cunningham vs. Niagara 2/16/57
2. 17 Fred Herzog at Lehigh 3/8/92  
17 Jim Cunningham vs. NYU 2/20/57  
17 Ken Charles vs. UMass 2/4/72
5. 16 Jim Cunningham at Cincinnati 12/21/56

### SEASON

1. 245 Jim Cunningham (1956-57)
2. 199 Jim Cunningham (1957-58)
3. 191 Ed Conlin (1954-55)
4. 174 Damon Lopez (1990-91)
5. 167 Pat Raftery (1966-67)
6. 162 Ed Conlin (1952-53)  
162 John Stevens (1964-65)
7. 157 Jim Manhardt (1961-62)
8. 150 Jim Cunningham (1955-56)
9. 148 Bryant Dunston (2005-06)  
148 Branden Frazier (2013-14)
10. 146 Joe Paterno (1988-89)  
146 Darius Quisenberry (2022-23)





## CAREER

1. 594 Jim Cunningham (1955-58)
2. 513 Bryant Dunston (2004-08)
3. 472 Ed Conlin (1951-55)
4. 435 Bevon Robin (1997-2001)
5. 381 Joe Paterno (1985-89)
6. 378 Branden Frazier (2010-14)
7. 364 John Stevens (1962-65)
8. 363 Chris Gaston (2009-13)
9. 362 David Maxwell (1979-83)
10. 331 Jean Prioleau (1988-92)

## FREE THROWS ATT.

### GAME

1. 25 Jim Cunningham vs. NYU, 2/20/57
2. 23 Jim Cunningham vs. Niagara, 2/16/57
3. 21 Fred Herzog at Lehigh, 3/8/92
4. 18 Jim Cunningham  
at Cincinnati 12/21/56
5. 17 Ken Charles vs. UMass 2/4/72

### SEASON

1. 327 Jim Cunningham (1956-57)
2. 280 Jim Cunningham (1957-58)
3. 249 Ed Conlin (1954-55)
4. 240 John Stevens (1964-65)
5. 234 Damon Lopez (1990-91)
6. 220 Bryant Dunston (2005-06)
7. 206 Jim Cunningham (1955-56)  
206 Pat Raftery (1966-67)
8. 203 Joe Paterno (1988-89)
9. 194 Jim Manhardt (1961-62)
10. 193 Charlie Yelverton (1970-71)

## CAREER

1. 813 Jim Cunningham (1955-58)
2. 762 Bryant Dunston (2004-08)
3. 655 Ed Conlin (1954-55)
4. 585 Christ Gaston (2009-13)
5. 576 John Stevens (1962-65)
6. 534 Bevon Robin (1997-2001)
7. 529 David Maxwell (1979-83)
8. 524 Joe Paterno (1985-89)
9. 479 Branden Frazier (2010-14)
10. 461 Charlie Yelverton (1968-71)

## FREE THROW PCT.

### SEASON

1. .883 Scott Harmatuk (1999-2000)
2. .877 Jerry Hobbie (1981-82)
3. .865 Tony McIntosh (1984-85)  
.865 Rob Baxter (1993-94)  
.865 Josh Colon-Navarro (2021-22)
5. .863 Arseni Kuchinski (2000-01)
6. .857 Jean Prioleau (1989-90)
7. .855 David Mascia (1993-94)  
.855 Branden Frazier (2013-14)
9. .854 Jean Prioleau (1988-89)
10. .852 Scott Harmatuk (1997-98)  
.852 Jermaine Anderson (2005-06)

## CAREER

1. .823 Tony McIntosh (1981-85)  
.823 Andre McClendon (1986-90)  
.823 Scott Harmatuk (1996-2000)
4. .821 Jean Prioleau (1988-92)
5. .816 Darius Quisenberry (2021-23)
6. .815 Jerry Hobbie (1981-85)  
.815 Bevon Robin (1997-2001)  
.814 Josh Colon-Navarro (2019-22)
9. .806 Mark Murphy (1979-83)
10. .795 Jermaine Anderson (2002-06)


## REBOUNDS

### GAME


1. 36 Ed Conlin vs. Colgate 2/4/53
2. 32 Ed Conlin vs. NYU 2/26/55  
32 Ed Conlin vs. Army 1/24/53
4. 31 Ed Conlin vs. Villanova 2/5/55  
31 Ed Conlin vs. St. Peter's 1/10/53

### SEASON

1. 612 Ed Conlin (1952-53)
2. 578 Ed Conlin (1954-55)
3. 465 Fred Christ (1950-51)
4. 417 Ed Conlin (1953-54)
5. 405 John Stevens (1964-65)



Sanford Jenkins




Brian Smith




Chris Gaston






**Brenton Butler**



**Kevin Anderson**



**Branden Frazier**

6. 400 Dan Lyons (1962-63)
7. 391 Bill Carlson (1950-51)
8. 388 Dan Lyons (1952-53)
9. 379 Bill McCadney (1957-58)
10. 352 Bill Carlson (1951-52)

### REBOUND AVERAGE

#### SEASON

1. 23.5 Ed Conlin (1952-53)
2. 21.4 Ed Conlin (1954-55)
3. 18.6 Fred Christ (1950-51)
4. 17.4 Ed Conlin (1953-54)
5. 15.8 Bill McCadney (1957-58)
6. 15.6 Bill Carlson (1950-51)
7. 15.0 John Stevens (64-65)
8. 14.9 Dan Lyons (1952-53)
9. 14.5 Dan Lyons (1953-54)
10. 13.5 Bill Carlson (1951-52)

#### CAREER

1. 18.2 Ed Conlin (1951-55)
2. 15.3 Fred Christ (1949-52)
3. 14.5 Bill Carlson (1949-52)
4. 12.7 John Stevens (1962-65)
5. 12.5 Bill McCadney (1955-58)
6. 10.4 Darryl Brown (1971-75)
7. 10.3 Chris Gaston (2009-13)
8. 10.1 Dan Lyons (1951-55)
9. 9.4 John Coalman (1958-61)
10. 8.6 Damon Lopez (1988-91)

### ASSISTS

#### GAME

1. 15 Jerry Hobbie vs. La Salle 12/28/84
2. 14 Joseph Chartouny vs. NYIT 11/14/16
- 14 Rob Baxter vs. Army 2/9/94
- 14 Kevin Brown vs. CCNY 12/18/74
5. 13 Jay Fazande vs. Colgate 1/11/92
- 13 Jay Fazande vs. Holy Cross 2/3/93
7. 12 Jay Fazande vs. Xavier 1/5/91
- 12 Mark Taylor vs. Army 1/28/88
- 12 Jay Fazande vs. St. John's 12/10/92

#### SEASON

1. 188 Jay Fazande (1992-93)
2. 180 Jerry Hobbie (1984-85)
- 180 Rob Baxter (1993-94)
4. 168 Jay Fazande (1991-1992)
5. 161 Jack Burik (1970-71)
- 161 Joseph Chartouny (2015-16)
7. 154 Branden Frazier (2012-13)
8. 152 Mike Rice (1990-91)
9. 148 Bevon Robin (2000-01)
10. 145 Kevin Brown (1974-75)

#### CAREER

1. 548 Jay Fazande (1989-93)
2. 495 Branden Frazier (2010-14)
3. 453 Jean Prioleau (1988-92)
4. 443 Bevon Robin (1997-2001)
5. 439 Joseph Chartouny (2015-18)
6. 416 Dave Maxwell (1979-83)
7. 382 Rob Baxter (1991-96)
8. 374 Dave Maxwell (1979-83)
9. 366 Jerry Hobbie (1981-85)
10. 347 Tony McIntosh (1981-85)

### BLOCKS

#### GAME

1. 10 Damon Lopez vs. Lehigh 1/16/91
- 10 Damon Lopez vs. Army 2/13/90
- 10 Dud Tongal vs. Brandeis 2/19/79
4. 8 Damon Lopez vs. Navy 11/25/89
- 8 Damon Lopez vs. Manhattan 1/20/90
- 8 Bryant Dunston vs. URI (2/12/06)
- 8 Bryant Dunston at Duquesne (1/9/08)
- 8 Kervin Bristol vs. Charlotte (2/4/12)

## SEASON

1. 100 Damon Lopez (1990-91)
2. 91 Damon Lopez (1989-90)
3. 79 Bryant Dunston (2007-08)
4. 75 Bryant Dunston (2005-06)
5. 72 Dud Tongal (1978-79)
6. 71 Bryant Dunston (2006-07)
7. 69 Kervin Bristol (2011-12)
8. 67 Damon Lopez (1988-89)
- 67 Bryant Dunston (2004-05)
10. 62 Abdou Tsimbila (2022-23)

## CAREER

1. 292 Bryant Dunston (2004-08)
2. 258 Damon Lopez (1988-91)
3. 217 Dud Tongal (1978-82)
4. 163 Chuba Ohams (2016-22)
5. 160 Chris Gaston (2009-13)
6. 146 Ryan Rhoomes (2012-16)
7. 122 Kervin Bristol (2010-12)
8. 111 Sanford Jenkins (1988-92)
9. 108 Ed Bona (1979-83)
10. 104 Sherwin Content (1990-94)

## STEALS

### GAME

1. 9 Jason Harris at Holy Cross 11/27/99
2. 8 Joe Paterno vs. Seton Hall 1/19/88
- 8 Jason Harris at Siena 12/23/01
4. 7 Antrell Charlton vs. GW 1/28/23
- 7 Joseph Chartouny vs. Rutgers 12/18/16
- 7 Jason Harris at Tulane 11/17/99
- 7 Jerry Hobbie vs. LaSalle 12/28/84
- 7 Damon Lopez vs. Holy Cross 1/26/91
- 7 Dustin Berrien vs. Fairfield 1/9/96
10. 6 Joseph Chartouny vs. UTA 11/26/16
- 6 Joseph Chartouny vs. VCU 1/18/17
- 6 Joseph Chartouny vs. GW 3/1/17
- 6 Jason Harris vs. LIU 12/4/99
- 6 Jason Harris vs. Manhattan 12/8/99
- 6 Jay Fazande vs. Colgate 1/11/92
- 6 Jean Prioleau vs. Canisius 2/23/90
- 6 Damon Lopez vs. Iona 1/23/90
- 6 Joe Paterno vs. Manhattan 2/22/89
- 6 Jean Prioleau vs. Navy 2/6/89
- 6 Jerry Hobbie at Temple 12/5/81
- 6 Bryan Smith vs. Colgate 11/29/11

## SEASON

1. 97 Joseph Chartouny (2017-18)
2. 94 Joseph Chartouny (2016-17)
3. 78 Jason Harris (1999-2000)
4. 75 Jerry Hobbie (1984-85)
5. 74 Jean Prioleau (1991-92)
6. 73 Mandell Thomas (2014-15)
7. 71 Jason Harris (2000-01)
8. 66 Dave Maxwell (1982-83)
- 66 Jerry Hobbie (1983-84)
- 66 Damon Lopez (1990-91)
9. 64 Smush Parker (2001-02)
10. 63 Jean Prioleau (1990-91)


## CAREER

1. 261 Jerry Hobbie (1981-85)
2. 251 Jean Prioleau (1988-92)
3. 247 Joseph Chartouny (2015-18)
4. 227 Jason Harris (1997-2001)
5. 217 Dave Maxwell (1979-83)
6. 198 Mandell Thomas (2012-16)
7. 187 Joe Paterno (1985-89)
8. 173 Bevon Robin (1997-2001)
9. 170 Teremun Johnson (1998-2002)
10. 154 Kevin Anderson (2004-08)


## GAMES PLAYED

### CAREER


1. 126 Fred Herzog (1987-92)
- 126 Jean Prioleau (1988-92)
2. 125 Don McCormick (1982-86)
- 125 Sanford Jenkins (1988-92)
3. 124 Frank Williams (1983-87)
- 124 G. Lonnie Jones (1983-87)
4. 123 Jay Fazande (1989-93)
- 123 Ryan Rhoomes (2012-16)
5. 122 Joe Paterno (1985-89)
6. 121 Brenton Butler (2006-11)
7. 120 Bryant Dunston (2004-08)
- 120 Marcus Stout (2004-08)
- 120 Sebastian Greene (2004-08)
8. 119 Frank Williams (1983-87)
9. 118 Kevin Anderson (2004-08)
- 118 Branden Frazier (2010-14)
10. 117 Mandell Thomas (2012-16)



Sebastian  
Greene




Michael  
Haynes




Ed  
Bona




### TEAM RECORDS



**Billy Lovett**



**Teremun Johnson**



**Jean Prioleau**

#### MOST WIN/LOSSES

##### MOST WINS

1. 26 1970-71
2. 25 1990-91, 2022-23
3. 24 1918-19
4. 21 1951-52
5. 20 1913-14, 1926-27, 1989-90
6. 19 5 times (Last achieved in 1984-85)
7. 18 9 times (Last achieved in 2006-07)
8. 17 1958-59, 1968-69, 2015-16
9. 16 1956-57, 1957-58, 2005-06
10. 15 1964-65, 1992-93

##### MOST LOSSES

1. 26 2002-03, 2009-10
2. 25 2008-09
3. 24 2012-13
4. 23 1995-96
5. 22 1978-79, 2003-04, 2017-18, 2019-20

#### MOST POINTS FOR

##### GAME

1. 128 at Rochester, 12/30/70 (128-72)
2. 119 at Yale, 12/1/71 (119-82)
3. 110 vs. Quinnipiac, 12/21/99 (110-73)
4. 109 at Rhode Island, 2/11/71 (109-76)  
109 vs. Mercy, 11/29/88 (109-61)
5. 108 vs. Saint Peter's, 1/20/73 (108-98)
6. 106 vs. CCNY, 11/6/18 (106-58)

##### SEASON

1. 2,518 1970-71
2. 2,493 1990-91
3. 2,473 1989-90
4. 2,376 2022-23
5. 2,319 1986-87
6. 2,287 1987-88
7. 2,285 1983-84
8. 2,224 2013-14
9. 2,206 1971-72, 2015-16
10. 2,203 1991-92

#### MOST POINTS AGAINST

##### GAME

1. 114 Boston College 2/4/78
2. 112 Maryland 1/21/74
3. 111 Arizona 12/28/93
4. 110 Rhode Island 2/11/97
5. 109 Syracuse 1/21/78
5. 109 Holy Cross 2/27/88

##### SEASON

1. 2419 2013-14
2. 2353 2012-13
3. 2327 1990-91
4. 2325 1989-90
5. 2314 1986-87

#### HIGHEST AVERAGE

##### SEASON

1. 86.8 1970-71
2. 81.7 1971-72
3. 78.4 1958-59
4. 77.3 1957-58, 1986-87
5. 76.0 1967-68
6. 75.6 1990-91
7. 75.5 1999-2000
8. 74.4 1972-73
9. 74.1 2000-01
10. 74.0 1956-57

#### WIDEST WINNING MARGIN

1. 56 Fordham 128 Rochester 72 12/30/70
2. 49 Fordham 105 Adelphi 56 '53-54
3. 48 Fordham 109 Mercy 61 11/29/88  
48 Fordham 106, CCNY 58, 11/6/19
4. 44 Fordham 88, NJIT 44 12/8/07
5. 43 Fordham 100, Tufts 57 1/8/82
6. 42 Fordham 101, Army 59 3/1/89





## WIDEST LOSING MARGIN

- 65 Williams 77, Fordham 12 (1/16/09)
- 57 Wesleyan 76, Fordham 19 (1/5/07)
- 48 Xavier 108, Fordham 60 (1/31/10)
- 47 Syracuse 109, Fordham 62 (2/20/78)
- 46 St. John's 104, Fordham 58 (12/7/13)
- 45 Army 84, Fordham 39 '45-46
- 45 Dayton 96, Fordham 51 (1/23/13)

## MOST POINTS TWO TEAMS

- 211 Duquesne 111, FU 100 (3/5/10)
- 208 Yale 106, FU 102 (OT) (12/4/79)
- 207 Boston Col. 114, at FU 93 (12/4/78)
- 206 FU 108, St. Peter's 98 (1/20/73)
- 201 FU 119, at Yale 92 (12/1/71)
- 201 FU 129, at Rochester 72 (12/30/70)

## FEWEST POINTS TWO TEAMS

- 17 FU 10, Belmont Abbey 7 1902-03
- 20 Brooklyn Poly. 13, FU 7 1903-04
- 20 FU 11, Silent Five 9 1904-05

### SINCE 1925

- 30 Manhattan 16, FU 14 1933-34
- 33 Manhattan 19, FU 14 1928-29

## MOST FIELDS GOALS

### GAME

- 55 at Yale 12/1/72
- 54 at Rochester 12/30/70
- 45 vs. Lafayette 12/12/70
- 45 vs. Mercy 11/28/88
- 44 vs. Navy 11/24/90

### SEASON

- 992 1970-71
- 907 1989-90
- 893 1990-91
- 858 1986-87
- 856 1987-88
- 851 1971-72
- 844 1972-73
- 839 1983-84
- 800 1967-68
- 797 2022-23

## MOST FG ATTEMPTED

### GAME

- 97 at Yale, 12/1/71
- 95 at Rochester 12/30/71
- 92 at Yale 12/5/73
- 86 at Colgate 1/7/95
- 81 at Mercy 11/28/88

### SEASON

- 2,190 1970-71
- 1,996 1989-90
- 1,969 1972-73
- 1,944 1971-72
- 1,942 2013-14
- 1,901 2022-23
- 1,890 2018-19
- 1,880 1949-50
- 1,870 2021-22
- 1,841 1990-91


## HIGHEST FG PCT.

### GAME


- .804 vs. Fairfield 2/27/84
- .737 at Army 1/31/89
- .692 vs. Georgetown 2/23/74
- .640 at Rhode Island 2/11/71
- .632 at Yale 12/1/71

### SEASON


- .492 1987-88
- .485 1990-91
- .484 1980-81
- .483 1986-87
- .481 1957-58
- .480 1984-85
- .479 1977-78
- .477 1981-82
- .475 1983-84
- .473 1982-83



Danny O'Sullivan



Mandell Thomas



Steve Canal





### MOST 3-PT. FG MADE

GAME	
1. 16	vs. CCNY 11/6/19
2. 15	at La Salle 2/6/05
15	vs. Coppin State 12/13/15
3. 14	vs. Temple 1/6/02
14	vs. Quinnipiac 12/21/99
14	vs. Iona 12/18/96
4. 13	at William & Mary 12/30/03
13	vs. La Salle 3/3/04
13	vs. Charlotte 11/17/00
13	vs. La Salle 3/1/06

### SEASON

1. 276	2018-19
2. 264	2016-17
3. 252	2022-23
4. 243	2015-16
5. 239	2005-06
6. 237	2021-22
7. 232	1999-2000
8. 227	2017-18
9. 223	2019-20
10. 220	2013-14


### MOST FREE THROWS

GAME	
1. 39	vs. Lehigh 2/13/93
2. 36	vs. Holy Cross 2/4/89
36	vs. Yale 12/4/68
36	vs. FIU 11/16/18
4. 35	at Boston College 2/11/67
33	vs. Syracuse (Mdls.) 12/12/81

### SEASON

1. 619	1956-57
2. 607	1983-84
3. 582	1958-59
4. 565	1984-85
5. 553	1954-55
6. 534	1970-71
7. 531	1990-91
8. 530	2022-23
9. 516	1986-87
10. 510	1992-93

*Bevon Robin became the first Ram to lead the team in scoring four straight years.*



### MOST FREE THROWS ATT.

GAME	
1. 46	vs. Lehigh 2/13/93
2. 45	vs. St. Francis 12/2/95
45	at Fairfield (12/14/05)
3. 43	vs. Yale 12/4/63
43	vs. FIU 11/16/18
4. 42	at Army 1/28/95
42	vs. Lafayette 2/11/95
42	vs. Holy Cross 3/4/95
41	at Syracuse (Mdls.) 12/12/81
41	at Holy Cross 2/4/89
41	at Xavier 1/5/91

### SEASON

1. 883	1983-84
2. 859	1956-57
3. 788	1954-55
4. 786	1984-85
5. 777	1992-93
6. 775	1970-71
7. 773	1955-56
8. 744	1958-59
9. 738	1990-91
10. 737	1971-72

### HIGHEST FREE THROW PCT.

GAME (Min. 15 attempts)	
1. 1.000	at Georgetown 2/9/77
. 1.000	vs. South Carolina 3/20/71
3. .955	vs. VMI 12/22/22
4. .950	at Rutgers 1/25/68
5. .947	vs. Harvard 11/27/22
6. .938	at St. John's 12/5/21
.938	vs. Saint Joe's 1/7/23

### MOST REBOUNDS

GAME	
1. 73	vs. Wagner 2/26/66
2. 68	vs. Iona 2/3/65
3. 67	vs. Roanoke 12/2/68

### SEASON

1. 1,809	1952-53
2. 1,602	1951-52
3. 1,364	1970-71
4. 1,334	1990-91
5. 1,285	1989-90
6. 1,262	1955-56
7. 1,219	2022-23
8. 1,190	1964-65
9. 1,182	1972-73
10. 1,179	2021-22

### HIGHEST REB. AVG.

### SEASON

1. 69.6	1952-53
2. 64.1	1951-52
3. 50.5	1955-56
4. 47.6	1965-66
5. 46.7	1967-68
6. 44.8	1982-63
7. 44.1	1964-65
8. 43.8	1958-59
9. 43.4	1959-60
10. 43.2	1957-58





## MOST ASSISTS

### SEASON

1. 553 1990-91
2. 527 1989-90
3. 495 1987-88, 1991-92
4. 488 2015-16
5. 453 1970-71, 1999-2000
6. 433 1978-79
7. 430 1986-87
8. 429 2000-01, 2016-17
9. 428 2005-06
10. 426 1988-89

## MOST BLOCKS

### SEASON

1. 195 1989-90
2. 163 2011-12
3. 160 1990-91, 2022-23
4. 127 1988-89, 1992-93, 2012-13
5. 126 2013-14
6. 123 2004-05, 2006-07, 2010-11
7. 122 1978-79
8. 121 2015-16
9. 120 1980-81, 2005-06
10. 119 2014-15, 2021-22

## MOST STEALS

### SEASON

1. 350 1981-82
2. 315 2016-17
3. 313 1990-91
4. 283 2017-18
5. 279 1991-92
6. 263 2015-16
7. 261 2000-01

## FORDHAM STREAKS

### LONGEST WINNING

**24 GAMES:** Started Feb. 1, 1928 with a 42-33 win at Holy Cross. Ended with a 35-12 loss to NYU at the 102nd Regiment Armory on Feb. 23, 1929.


### LONGEST LOSING

**22 GAMES:** Started December 13, 2009 with a 73-56 loss at St. John's. Ended with a 69-51 win over Sacred Heart on November 15, 2010.

### LONGEST HOME

### WINNING

**25 GAMES:** Started February 25, 1967 with a 61-54 win over Iona. Ended December 17, 1969 with an 80-69 overtime loss to Columbia.



## TOP TEN CROWDS OVERALL AND AT ROSE HILL OVERALL

ATT.	OPPONENT	SITE	DATE
1. 22,906	Syracuse	Carrier Dome	11/12/11
2. 22,667	Syracuse	Carrier Dome	11/12/13
3. 20,218	Brigham Young	Marriott Center	12/11/82
4. 19,694	Iona	MSG	12/29/84
5. 19,591	DePaul	MSG	2/25/89
6. 19,591	Marquette	MSG	2/25/71
7. 19,560	Notre Dame	MSG	2/18/71
8. 19,200	Arkansas	Bud Walton Arena	11/11/22
9. 18,000	W. Kentucky	MSG (NIT)	3/22/43
10. 17,004	Syracuse	Carrier Dome	11/27/82

### ROSE HILL

ATT.	OPPONENT	DATE
1. 4,460	Massachusetts (NIT)	3/19/91
2. 4,386	Holy Cross	2/26/91
3. 4,384	LaSalle	1/27/90
4. 4,326	Princeton	1/2/71
5. 4,295	Army	2/4/69
6. 4,180	Holy Cross	2/4/69
7. 3,991	N.Y.U.	2/27/71
8. 3,943	Holy Cross	2/9/71
9. 3,835	Seton Hall	12/7/68
10. 3,572	Temple	1/16/71

**NOTE:** Three crowds of over 6,000 were reported in the late 1920's when temporary stands were installed.





### RAMS AT ROSE HILL

Fordham University's Rose Hill Gym is entering its 99th season of use by the men's and women's basketball programs, making it the oldest home facility on the Division I level. The Rams have posted a known record of 675-394 at Rose Hill Gym, with winning records in 75 of the 98 seasons. Rose Hill Gym earned the nickname "The Prairie" when it opened because of its large surface, when bleachers were only located on the sides of the court. It has undergone three major renovations in its history, the last coming in 2002. The gym has been in continuous use since its opening, except for the World War II years, when it was used as a barracks.

#### RAMS AT ROSE HILL SINCE 1967-68

1967-68	11-0	1.000
1968-69	11-0	1.000
1969-70	4-3	.571
1970-71	9-1	.900
1971-72	6-2	.750
1972-73	4-2	.667
1973-74	3-4	.429
1974-75	6-2	.750
1975-76	5-3	.625
1976-77	3-6	.333
1977-78	7-3	.700
1978-79	6-9	.400
1979-80	5-7	.417
1980-81	11-1	.917
1981-82	8-1	.889
1982-83	7-3	.700
1983-84	5-4	.556
1984-85	8-1	.889
1985-86	6-2	.750
1986-87	4-4	.500
1987-88	8-4	.667
1988-89	9-3	.750
1989-90	8-3	.744
1990-91	12-1	.923
1991-92	7-4	.636
1992-93	11-4	.733
1993-94	9-3	.750
1994-95	5-9	.357
1995-96	3-9	.250
1996-97	4-9	.308
1997-98	4-7	.364
1998-99	7-4	.636
1999-00	6-5	.545
2000-01	7-6	.538
2001-02	6-5	.545
2002-03	1-13	.071
2003-04	5-7	.417
2004-05	9-4	.692
2005-06	8-4	.667
2006-07	11-3	.786
2007-08	7-7	.500
2008-09	2-13	.133
2009-10	2-11	.154
2010-11	6-10	.375
2011-12	9-6	.600
2012-13	4-7	.364
2013-14	7-8	.467
2014-15	8-8	.500
2015-16	14-5	.737
2016-17	8-9	.471
2017-18	8-9	.471
2018-19	9-10	.474
2019-20	6-12	.333
2020-21	2-5	.286
2021-22	10-4	.714
2022-23	18-2	.900

#### ROSE HILL GYM QUICK FACTS

<b>FIRST GAME:</b> .....	January 16, 1925
<b>SCORE:</b> .....	Fordham 46, Boston College 16
<b>REFEREE:</b> .....	Frankie Frisch
<b>ORIGINAL CAPACITY:</b> .....	6,000 plus (including standing room)
<b>CURRENT CAPACITY:</b> .....	3,200
<b>ROSE HILL RECORD:</b> .....	675-394 (.631)

### ROSE HILL RECORDS

		Individual	
<b>Most Points</b>	42	Ed Conlin vs. Adelphi	12/1/53
<b>Most Points, Opponent:</b>	37	Julius Erving, Massachusetts	1/21/70
<b>Most Field Goals:</b>	15	Ed Conlin vs. Adelphi	12/1/53
<b>Most Field Goals Att.:</b>	28	Len Zandy vs. Wagner	2/26/66
<b>Most Free Throws:</b>	19	Jim Cunningham vs. Niagara	2/16/57
<b>Most Free Throws Att.:</b>	25	Jim Cunningham vs. Niagara	2/16/57
<b>Most Rebounds:</b>	36	Ed Conlin vs. Colgate	2/3/53
<b>Most Assists:</b>	14	Rob Baxter vs. Army	2/9/94
	14	Kevin Brown vs. CCNY	12/15/73
<b>Most Blocks:</b>	10	Damon Lopez vs. Lehigh	1/16/91
<b>Most Steals:</b>	7	Damon Lopez vs. Holy Cross	1/26/91
		Antrell Charlton vs. GW	1/28/23
		Team	
<b>Most Points:</b>	110	vs. Quinnipiac College	12/21/99
<b>Most Points Against:</b>	114	by Boston College	2/4/78
<b>Most Field Goals:</b>	45	vs. Mercy College	11/28/88
<b>Most Field Goals Att.:</b>	91	vs. N.Y.U.	2/27/71
<b>Most Free Throws:</b>	39	vs. Lehigh	2/13/93
<b>Most Free Throws Att.:</b>	46	vs. Lehigh	2/13/93
<b>Highest Field Goal Pct.:</b>	.628	vs. Xavier	1/5/91



**ALL-MAAC**

- 1982: Ed Bona, Dave Maxwell, Dud Tongal
- 1983: Mike Cooper, Dave Maxwell
- 1984: Tony McIntosh, Dave Roberson, Steve Samuels
- 1985: Tony McIntosh, Steve Samuels
- 1986: Joe Paterno (Second)
- 1987: Greg Pedro (Second)
- 1988: Joe Paterno (First), Tom Parrotta (Second)
- 1989: Joe Paterno (First)
- 1990: Andre McClendon (Second)

**ALL-PATRIOT LEAGUE**

- 1991: Damon Lopez (First), Jean Prioleau (Second)
- 1992: Fred Herzog (First), Sanford Jenkins (Second)  
Jean Prioleau (Second)
- 1994: Sherwin Content (First), David Mascia (Second)
- 1995: Ryan Hunter (Second), Billy Lovett (All-Rookie)

**PATRIOT LEAGUE PLAYER OF THE YEAR**

- 1991: Damon Lopez

**ALL-ATLANTIC 10**

- 1999: Bevon Robin (Second)
- 2000: Bevon Robin (Third)
- 2001: Jason Harris (All-Defensive)
- 2002: Smush Parker (Second)
- 2003: Michael Haynes (Third)
- 2005: Bryant Dunston (Second)
- 2006: Bryant Dunston (First).  
Jermaine Anderson (Second)
- 2007: Bryant Dunston (Second),  
Marcus Stout (Hon. Mention)
- 2008: Bryant Dunston (Second)
- 2011: Chris Gaston (Honorable Mention)
- 2012: Chris Gaston (Second Team)
- 2016: Ryan Rhoomes (Third Team)
- 2022: Chuba Ohams (Second Team)
- 2023: Darius Quisenberry (Second Team)
- 2023: Khalid Moore (Third Team)

**ATLANTIC 10 ROOKIE OF THE YEAR**

- 1998: Bevon Robin
- 2005: Bryant Dunston
- 2010: Chris Gaston
- 2015: Eric Paschal
- 2016: Joseph Chartouny

**ATLANTIC 10 MOST IMPROVED PLAYER**


- 1999: Alejandro Olivares
- 2000: Duke Freeman-McKamey
- 2022: Chuba Ohams

**ATLANTIC 10 ALL-ROOKIE TEAM**

- 1998: Bevon Robin
- 2001: Jeff McMillan
- 2005: Bryant Dunston, Marcus Stout
- 2009: Jio Fontan
- 2010: Chris Gaston
- 2014: Jon Severe
- 2015: Eric Paschall, Chris Sengfelder
- 2016: Joseph Chartouny
- 2019: Nick Honor



*David Maxwell*



*Bryant Dunston*





## HAGGERTY AWARD WINNERS

Presented by the Metropolitan Basketball Writers to the area's outstanding player

Ed Conlin	1954, 1955	Charlie Yelverton	1971
Jim Cunningham	1958	Tom Sullivan	1972

## MET AREA ROOKIE OF THE YEAR

(Presented to the area's top freshman/newcomer)

Joe Paterno	1986	Jon Severe	2014	Joseph Chartouny	2016
Bryant Dunston	2005	Eric Paschall	2015	Nick Honor	2019
Chris Gaston	2010				


## FORDHAM ALL-AMERICAS

Frank Dougherty	1927-28	Ken Charles	1971-72
Bob Mullens	1942-43	George Zambetti	1971-72
Ed Conlin	1954-55	Darryl Brown	1974-75
	1955-56	Dave Maxwell	1980-81
Jim Cunningham	1957-58		
Charlie Yelverton	1970-71		

**NOTE:** All players were either first, second or honorable mention Associated Press all-Americans, except **DARRYL BROWN** and **GEORGE ZAMBETTI** who were GTE/CoSIDA Academic All-Americans.



*Tom Sullivan won the 1971 Haggerty Award*



*Darryl Brown was named Academic All-American in 1974-75.*



THE FOLLOWING IS FORDHAM'S CURRENT ALL-TIME ROSTER. THERE ARE GAPS IN THE EARLIER YEARS SINCE LITTLE WRITTEN MATERIAL EXISTS. ANY INQUIRIES FOR ADDITIONS CAN BE MADE THROUGH THE SPORTS MEDIA RELATIONS OFFICE. (Note: Captains in Bold)

--A--

Ed Abele.....	1946-50
Alessandro Acquaviva .....	2000-04
Oghogho Agbonkpolo (Ayo).....	1990
Fahro Alihodzic.....	2009-2011
Jim Allen .....	1981, 1983-85
Don Altomare.....	1957-59
<b>JOHN ANDARIESE .....</b>	<b>1957-60</b>
Antwoine Anderson .....	2014-17
<b>JERMAINE ANDERSON .....</b>	<b>2002-06</b>
Kevin Anderson .....	2004-08
Frank Andrews .....	1961-64
<b>MIKE AMGLIM.....</b>	<b>1928-30</b>
Bill Anton.....	1960-62
<b>KEN APONTE .....</b>	<b>1997-01</b>
Frank Ascione .....	1958-60
Chris Austin .....	2018-21
Brett Ayers.....	1990-95

--B--

<b>GEORGE BABICH .....</b>	<b>1940-43</b>
John Bach.....	1943-47
Hector Baez.....	1975-76
Ed Baghinzet.....	1955-57
Bill Baisley.....	1949-51
Michael Balestra (Mgr.).....	1994-98
Doug Bantum.....	1985-89
John Barrett.....	1995-98
Glenn Batemon .....	2001-03
Dekeba Battee-Aston .....	2014-16
<b>ROB BAXTER .....</b>	<b>1991-96</b>
John Beale.....	1937-39
Matt Beck.....	2006-10
<b>DUSTIN BERRIEN .....</b>	<b>1995-97</b>
Chris Bethel .....	2005-09
Michael Binns .....	2004-08
Connor Birchard (Mgr.).....	2014-17
John Blackgrove.....	2002-04
Dan Blaine .....	2003-07
Trey Blue.....	2008-09
Zak Boisvert (Mgr.) .....	2006-10
<b>ED BONA.....</b>	<b>1979-83</b>
Doug Booth.....	1979-81
David Boykin.....	2006-07
<b>JOHN BRADY .....</b>	<b>1956-59</b>
Alfred Brassel .....	1937-39
Steve Breen .....	1987-90
Derrick Breland.....	2003-05
Ed Brems.....	1942-43
Tom Brennan (Mgr.) .....	2000-03
Tom Breslin.....	1949-51
Breslin.....	1956-57
<b>KERVIN BRISTOL.....</b>	<b>2010-12</b>
<b>BRUCE BRODBECK.....</b>	<b>1963-66</b>
Eric Brooks .....	1983-87
<b>DARRYL BROWN .....</b>	<b>1972-75</b>

Kevin Brown.....	1973-76
Dave Buckner.....	1989-93
Jesse Bunting .....	2015-19
<b>JOHN BURIK .....</b>	<b>1968-71</b>
Ashanti Burke .....	2002-03
Peter Burquest.....	2017-21
Paul Buscardi.....	1964-65
<b>BRENTON BUTLER .....</b>	<b>2006-1011</b>
Yame Butler .....	2020-21

--C--

Steve Cain .....	1969-72
<b>BILL CALHOUN.....</b>	<b>1979-82</b>
<b>STEVE CANAL .....</b>	<b>1998-02</b>
Ryan Canty.....	2011-16
John Carbone .....	1946-47
John Cariglin.....	1953-55
Bill Carlson .....	1949-52

Kevin Carlesimo .....	1973-76
Peter "P.J." Carlesimo .....	1969-71
Ryan Carr.....	2001-05
Johnny Carroll.....	1940-42
Ray Carroll.....	1995-00
Rich Casey .....	1961-62
Mike Cashman .....	1955-57
Frank Cassell.....	1936-37
<b>BOB CASSOU .....</b>	<b>1967-70</b>
Dan Castro (Mgr.).....	2003-04
<b>VIN CAVANAUGH.....</b>	<b>1924-27</b>
Tony Censullo .....	1980-81
<b>KEN CHARLES.....</b>	<b>1970-73</b>
Antrell Charlton .....	2021-Present
Joseph Chartouny.....	2015-18
Nick Checovich.....	2009-10
<b>FRED CHRIST .....</b>	<b>1949-52</b>
Felix Ciampa.....	1949-50



Bart Woytowicz grabs a rebound under outstretched arms of Marquette's Gary Brell in one of the most memorable match-ups in Fordham basketball history. The second-ranked Marquette Warriors topped the 11th-ranked Rams, 85-80, at Madison Square Garden. The 1970-71 team went on to appear in the NCAA Tournament.




# Lettermen




2023-2024 FORDHAM BASKETBALL

Vic Cichanowicz .....	1938-40
<b>HERBIE CLANN</b> .....	<b>1946-47</b>
Kevin Cloutier (Mgr.) .....	1996-98
<b>JOHN COALMON</b> .....	<b>1959-61</b>
Sal Coalman .....	1960-61
Cameron Cohn .....	2019-21
Tony Colagreco .....	1976-77
Kevin Collins .....	1972-76
Paul Colleran.....	1964-65
Josh Colon-Navarro .....	2019-22
James Comerford .....	1931-32
Gerry Condon.....	1972-73
<b>ED CONLIN</b> .....	<b>1951-55</b>
Jim Connors .....	1951-55
John Conroy .....	1930-31
<b>SHERWIN CONTENT</b> .....	<b>1990-94</b>
Brandyn Cooper.....	2001-04
Mike Cooper .....	1979-83
Nestor Cora .....	1973-74
Mike Costello (Mgr.) .....	1988-91
Kevin Cousins .....	1967-70
Vin Cox .....	1956-59
Ken Crusius.....	1967-69
Tony Criscuolo.....	1963-66
Bob Croke .....	1941-42
Jim Cronin.....	1967-68
<b>BUD CULLOTON</b> .....	<b>1918-21</b>
<b>JIM CUNNINGHAM</b> .....	<b>1954-58</b>
Kam'Ron Cunningham .....	2021-22
<b>JAMES CURTAIN</b> .....	<b>1902-03</b>
Maurice Curtis .....	1996-98

<b>--D--</b>	
Tom Dagg.....	1948-49
Dick Daggan .....	1950-51
Jack Daley .....	1935-37
Ed Danowski .....	1932-33
<b>RICHARD DAVIS</b> .....	<b>1936-38</b>
Antonio Daye, Jr. ....	2021-22
Romad Dean.....	2022-Present
Travis Debnam.....	1981-83
Ed De Groat .....	1956-59
Delaney .....	1956-57
Victor Del Guercio .....	1935-36
<b>JOE DEMPSEY</b> .....	<b>1959-62</b>
<b>TONY DePHILLIPS</b> .....	<b>1934-36</b>
Darren Deschryver.....	1991-'96
John DeSio (Mgr.).....	1997-00
<b>LUKE DEVINE</b> .....	<b>2005-09</b>
Carlos DiCenta.....	1984-86
Joe DiGilio .....	1949-50
Doug Dillon (Mgr.).....	1993-96
<b>CHRIS DIMASCIO</b> .....	<b>1995-98</b>
Gene Doherty .....	1947-50
Marvin Dominique.....	2010-12
Patrick R. Dooley (Mgr.) .....	1987-91
Dave Dougherty .....	1948-49
<b>ED DOUGHERTY</b> .....	<b>1927-29</b>
Walter Douglas.....	1972-74
Craig Dowell.....	1977-81
Henry Downey .....	1999-2000
Chris Downing.....	2015-219
Julien Dozier .....	2020-21
Vin Drake .....	1952-53
<b>CREIGHTON DRURY</b> .....	<b>1935-37</b>
John Duffy (Mgr.) .....	2000-03
<b>RICH DUNPHY</b> .....	<b>1975-77</b>
<b>BRYANT DUNSTON</b> .....	<b>2004-08</b>




*Bryant Dunston*



*Luke Devine*

<b>--E--</b>	
Chris Edwards.....	1983-85
Charlie Ellwood (Mgr.).....	1978-80
<b>ALBERTO ESTWICK</b> .....	<b>2008-12</b>
Albe Evans .....	2020-Present
Tre Evans .....	2017-18
Onyi Eyisi .....	2018-21

<b>--F--</b>	
Kevin Fallon.....	1974-76
<b>TOM FALLON</b> .....	<b>1921-22</b>
Pat Farrell (Mgr.) .....	1995-99
Jake Fay .....	2013-14
Jared Fay .....	2011-14
<b>JAY FAZANDE</b> .....	<b>1989-93</b>
R. J. Feliciano .....	1992-93
Mike Fitzgerald.....	1962-65
<b>RICH FITZGERALD</b> .....	<b>1940-42</b>
Mike Fiumerelli .....	1961-62
<b>JOHN FLANAGAN</b> .....	<b>1912-13</b>
Bill Fleming .....	1933-34
John Fogarty.....	1934-36



*Ryan Hunter*





**Joe McGowan**

Jio Fontan.....	2008-10
Donald Forrester .....	1928-29
<b>TONY FOUST.....</b>	<b>1978-82</b>
Bobby Frain .....	1992-93
Joe Franco .....	1983-87
Joe Frangipane .....	1963-66
Wayne Franklin.....	2022-Present
<b>STAN FRANKOSKI.....</b>	<b>1973-76</b>
<b>BRANDEN FRAZIER.....</b>	<b>2010-14</b>
<b>DUKE FREEMAN-McKAMEY.....</b>	<b>1998-02</b>
Richard Fritzsche .....	1934-36

**--G--**

Mike Gallagher .....	1987-88
Amy Gaskin (Mgr.).....	1998-01
<b>CHRIS GASTON.....</b>	<b>2009-13</b>
Erten Gazi .....	2018-20
Bob Gebhardt.....	1942-43
Jon Giacobbe.....	2003-06
<b>NICK GIANOPOULOS.....</b>	<b>1990-94</b>
Bernard Gifford.....	2010-11
Rich Goggin.....	1966-68
Robert Goldstein .....	1946-47
Khiry Gordon.....	2009-11
Ed Gonzales .....	1945-46
DJ Gordon.....	2021-22
<b>DAN GRAHAM .....</b>	<b>1942, 1946-47</b>
Ed Grainger.....	1924-25
Elijah Gray .....	2022-Present
Matt Grayhack .....	2010-11
<b>GREG GRIFFIN.....</b>	<b>1997-99</b>

Paul Griswold.....	1971-73
Jacob Green.....	2008-11
Sebastian Greene.....	2004-08
John Guthrie.....	1937-39

**--H--**


Ken Haggerty .....	1942-43
Ryan Hage.....	2009-12
Don Haig.....	1955-56
Erando Halilaj.....	2014-15
Tom Hammill.....	1949-51
Ed Hand .....	1948-49
Michael Hanley.....	1963-64
Luke Hardenburg .....	2022-23
Jashire Hardnett .....	2015-16
John Harley .....	1932-33
<b>SCOTT HARMATUK.....</b>	<b>1996-00</b>
Nora Harrington (Mgr.).....	1994-98
<b>JASON HARRIS.....</b>	<b>1997-01</b>
Ahmad Harrison.....	2021-22
<b>BOB HASSMILLER.....</b>	<b>1937-39</b>
Cavit Havsa.....	2016-18
<b>JAVONTAE HAWKINS.....</b>	<b>2016-17</b>
John Hayes.....	1931-32
Robert Hayes.....	1964-65
William Hayes.....	1950-51
Ernie Hayes.....	1955-56
<b>MICHAEL HAYNES.....</b>	<b>2000-04</b>
Lou Healey.....	1923-24
<b>JOHN HENRY.....</b>	<b>1991-96</b>
<b>FRED HERZOG.....</b>	<b>1987-92</b>
Cornell Hess.....	1960-62
<b>FRANK HEYWARD.....</b>	<b>1971-74</b>
Perris Hicks.....	2016-18
Jim Hill.....	1971-72
<b>JERRY HOBBIE.....</b>	<b>1981-85</b>
Wendell Holland .....	1971-73
Ty Holloway.....	1978-79
Nick Honor.....	2018-19
Sean Hope .....	1991-95
Peter Hopper .....	1986-87
George Hormina.....	1960-62
John Hottinger (Mgr.).....	1981-83
Joe Hund .....	1948-49
<b>RYAN HUNTER.....</b>	<b>1991-95</b>
<b>JOE HURLEY.....</b>	<b>1931-32</b>
Kevin Hussey.....	2006-07

**--J--**

Pete Jacquinto .....	1989-90
<b>MARK JARRELL-WRIGHT.....</b>	<b>2001-04</b>
Larry Jenkins.....	1968-69
Sanford Jenkins.....	1988-92
<b>TEREMUN JOHNSON.....</b>	<b>1998-02</b>
<b>G. LONNIE JONES.....</b>	<b>1983-87</b>
Jeremy Joyce (Mgr.).....	1989-93
John Jordan .....	1956-57

**--K--**

Ed Kamen.....	1935-38
---------------	---------



**G. Lonnie Jones**




**Michael Haynes**



# Lettermen



2023-2024 FORDHAM BASKETBALL



**Dominic Osei**

John Kane.....	1933-36
<b>TONY KARPOWICH</b> .....	<b>1942-46</b>
Tom Kavanaugh.....	1976-80
Steve Kazlo.....	1936-39
Mike Keane.....	1949-52
Kevin Keegan (Mgr.).....	1990-92
Kathie Keller (Mgr.).....	1999-01
Bob Kellert.....	1967-70
Patrick Kelly.....	2021-23
Brendan Kenney.....	1989-90
George Kernochan (Mgr.).....	2014-17
Kyle Kesses.....	2009-10
<b>JIM KISSANE</b> .....	<b>1993-97</b>
Frank Klimaszewski.....	1940-42
George Kozimor.....	1961-64
Charles Kraemer (Mgr.).....	1986-90
Joe Kraemer (Mgr.).....	1982-86
Leon Krasinski.....	1963-65
<b>RON KUEHN</b> .....	<b>1955-57</b>
<b>ARSENI KUCHINSKY</b> .....	<b>1998-01</b>


--L--

<b>TEX LANDRY</b> .....	<b>1923-24</b>
Dan Landisch.....	2006-08
Bill Langheld.....	1965-68
Bob Larbes.....	1968-71
<b>ALLAN LARKIN</b> .....	<b>1951-53</b>
Bill Larkin.....	1957-60
Howie Lashua.....	1964-65
Sean Lawless (Mgr.).....	2009-13

Bob Lawry.....	1960-62	Darnell McClearn.....	1982-83
<b>FRAN LEARY</b> .....	<b>1926-27</b>	Andre McClendon.....	1986-90
Robin Legare.....	1964-65	<b>DON McCORMICK</b> .....	<b>1982-86</b>
Travion Leonard.....	2012-14	<b>COREY McCRAE</b> .....	<b>2004-06</b>
Sam Levesaukus.....	1976-77	Jim McFarland.....	1947
Carl Lewis.....	1938-40	Dan McGillicuddy.....	1938-40
Earl Lightborne.....	1971-73	Ray McGovern.....	1960-61
Dennis Lind.....	1976-77	Joe McGowan.....	1988-92
Max Loeffler.....	1941-42	Lefty McGuirk.....	1939-41
<b>BILL LOMBARDI</b> .....	<b>1977-80</b>	<b>WAYNE McGUIRT</b> .....	<b>1962-65</b>
Damon Lopez.....	1988-91	<b>TONY McINTOSH</b> .....	<b>1981-85</b>
Billy Lovett.....	1994-99	Scott McKenzie.....	1987-88
Al Lucas.....	1942-43	<b>FRANK McLAUGHLIN</b> .....	<b>1966-69</b>
Ken Lynch.....	1964-65	John McMahan.....	1937-38
Thomas Lynch.....	1933-34	Larry McMahan.....	1923-25
<b>DAN LYONS</b> .....	<b>1951-55</b>	Devon McMillan.....	2011-13
Bill Lyons.....	1954-55	Jeff McMillan.....	1900-02

--M--

Mike Macalisang (Mgr.).....	1996-98	Bob Melvin.....	1960-63
<b>Connie Mack</b> .....	<b>1993-98</b>	Bob Melvin, Jr.....	1979-81
Gerry Mackin.....	1961-62	Brennen Melvin.....	2009-10
Patrick Magee.....	1948-49	Dean Mendes (Mgr.).....	1979-81
Pete Magee.....	1983-84	Pete Menk.....	1947
<b>CHRIS MAHONEY</b> .....	<b>1907-09</b>	Rufus Michel.....	1934-35
Dan Mahoney.....	1957-58	William Mieke.....	1946
<b>BILL MAINOR</b> .....	<b>1968-71</b>	Bob Miller.....	1952-55
Art Malone.....	1946-47	Harvey Moeller.....	1952-53
<b>JIM MANHARDT</b> .....	<b>1961-64</b>	Angel Montas.....	2022-Present
<b>JOE MANNING</b> .....	<b>1923-25</b>	Rayner Moquete.....	2009-11
<b>DAVID MASCIA</b> .....	<b>1993-96</b>	Khalid Moore.....	2022-23
<b>DAVE MAXWELL</b> .....	<b>1979-83</b>	Mike Moore.....	2007-09
Dee Maynard.....	1958-61	Derek Molis.....	1992-94
Kevin McBride.....	1987-91	Kevin Moriarty.....	1972-75
Michael McBride (Mgr.).....	2010-13	<b>JERRY MOYE</b> .....	<b>1948-51</b>
Don McCabe.....	1952-55	Bob Mullens.....	1942-44
Bill McCadney.....	1955-58	George Mulligan.....	1932
		Bob Mulvihill.....	1942, 1946-47
		Mark Murphy.....	1979-83
		Mike Murphy.....	1977-80





**Bryan Smith**

Bill Murray..... 1961-63  
 Nihad Musovic..... 2012-15  
 Jermaine Myers..... 2012-14

--N--

Rostyslav Novitskyi..... 2021-23  
 Brian Nussbaum..... 2022-Present

--O--

Gene O'Brien..... 1946-49  
 William O'Brien..... 1938-40  
 Ralph O'Connell..... 1938-40  
 Daniel O'Connor..... 1923-25  
**PAT O'DONNELL..... 1957-60**  
**CHUBA OHAMS..... 2016-22**  
 William O'Hara..... 1935-37  
**JOHN O'NEILL..... 1973-77**  
**TIP O'NEILL..... 1924-25**  
 Pete O'Rourke..... 1947  
**DOMINIC OSEI..... 2003-07**  
**DAN O'SULLIVAN..... 1986-90**

--P--

**ED PARCHINSKI..... 1951-53**  
**FRED PARKER..... 1930-32**  
**KEN PARKER..... 1965-68**  
 Smush Parker..... 2001-02  
**TOM PARROTTA..... 1984-88**  
 Eric Paschall..... 2014-15  
**JOE PATERNO..... 1985-89**  
 Paul Patinko..... 1952-55  
 Nat Pearlman..... 1924-25  
**GREG PEDRO..... 1986-88**

**DAVID PEKAREK..... 2015-19**  
 Tom Pennet..... 1967-68  
**JERRY PEPPER..... 1932-34**  
 Ty Perry..... 2019-21  
 Vic Petach..... 1950-51  
 Brendan Petersen..... 1994-95  
 Frank Petric (Mgr.)..... 2009-13  
 Brenton Petty..... 2015-18  
 Brendan Pierson..... 1979-83  
 Adolph Pingarron..... 1933  
 Thomas Pipich..... 1970-74  
 Demetrius Phillips..... 2005-07  
**ANTWON PORTLEY..... 2018-20**  
 Jean Prioleau..... 1988-92  
**John Pugh..... 1996-00**

--Q--


Joe Quantrille..... 1940  
**FRED QUARTLEBAUM..... 1985-89**  
 Ed Quirk..... 1961-62  
**DARIUS QUISENBERRY..... 2021-23**

--R--


**GEORGE RADICE..... 1930-33**  
 Luka Radovich..... 2018-20  
**JOHN RAFTIS..... 1904-05**  
 Pat Raftery..... 1967-69  
 Ivan Raut..... 2017-21  
**BOB REESE..... 1954-56**  
 Robert Reinacher..... 1935-36  
 Tom Reis..... 1940  
**RYAN RHOOMES..... 2012-16**  
**MIKE RICE..... 1987-91**  
 Will Richardson..... 2022-Present  
 Zach Riley..... 2021-Present  
 Dan Rinaldo..... 1933  
 Albert Rizzo..... 1940  
**DAVE ROBERSON..... 1981-84**  
 Alfred Roberts..... 1936  
**BEVON ROBIN..... 1997-01**  
 James Robinson..... 1985-87  
**KHALID ROBINSON..... 2010-14**  
 Alec Rodriguez..... 2018-20  
 Tom Rohan..... 1924-25  
 Gerry Rooney..... 1949-52  
 Jack Rooney..... 1949-52  
 Kyle Rose..... 2019-Present  
 John Ryan..... 1957  
 Kevin Ryan..... 1978-79

--S--

Sinan Saglam..... 2016-17  
 John Samonsky..... 1959-61  
 Lamount Samuel..... 2010-12  
 Steve Samuels..... 1980-85  
 Thomas Sanchez..... 2014-18  
 John Sarsfield..... 1956  
 Hal Savage..... 1941-43  
 George Schneider..... 1924-25  
 Joe Schneider..... 1927



**Marcus Stout**



**Kevin White**



# Lettermen



2023-2024 FORDHAM BASKETBALL



Jon Severe .....	2013-16
Ed Shea .....	1947
<b>BRIAN SHEERAN</b> .....	<b>1964-67</b>
<b>BILL SHERIDAN</b> .....	<b>1960-63</b>
Paul Sheridan .....	1924-25
<b>BOB SHERRY</b> .....	<b>1940-42</b>
<b>ALLIE SHIELDS</b> .....	<b>1946-50</b>
Jeff Short .....	2011-13
John Sinon .....	1982-84
<b>GORAN SKOKO</b> .....	<b>1982, 1985-87</b>
Prokop Slanina .....	2016-19
Bill Smith, Sr. (Mgr.) .....	1951-54
Bill Smith, Jr. (Mgr.) .....	1986-90
<b>BRYAN SMITH</b> .....	<b>2011-15</b>
<b>GERRY SMITH</b> .....	<b>1946-49</b>
Nych Smith .....	2015-16
<b>PAUL SMITH</b> .....	<b>1973, 1976-77</b>
Donald Sommer .....	1933-34
Joel Soriano .....	2019-21
Moe Spillane .....	1938
Art Starrs .....	1966, 1968-69
John Stevens .....	1962, 1964-65
Dewey Stinson .....	1988-92
<b>MARCUS STOUT</b> .....	<b>2004-08</b>
Manny Suarez .....	2014-15
John N. Sullivan (Mgr.) .....	1948-51
<b>TOM SULLIVAN</b> .....	<b>1969-72</b>
Ira Sussman .....	1957-58
Jeff Swider .....	1990-91
Leo Sykes .....	1947
William Szezowski .....	1932

--T--

Phil Tama .....	1966
Herb Tanner .....	2006-10
Dick Tarrant .....	1948-49
<b>WILL TAVARES</b> .....	<b>2016-18</b>
Gene Taylor .....	1946
Mark Taylor .....	1985-88
John TeCarr .....	1939-40
Liberto Tetimadigar .....	2000-01
Lamar Thomas .....	2008-09
<b>MANDELL THOMAS</b> .....	<b>2012-16</b>
Danny Thompson .....	2009-10
Zaire Thompson .....	2104-15
Dud Tongal .....	1979-82
T.K. Tripucka .....	1975-79
John Troha .....	1972-75
Chris Trunk .....	1984-86
Abdou Tsimbila .....	2021-Present
Tom Tubridy .....	2002-06
Bill Tyrell .....	1961-62


--V--

Ralph Ventre (Mgr.) .....	2001-04
Paul Viggiano .....	1953-55
Nick Vita .....	2004-06

Fred Wagner .....	1956-58
<b>JOHN WALSH</b> .....	<b>1977-81</b>
Leo Walsh .....	2011-14
Adrian Walton .....	2001-02
Norm Waterman .....	1934-35
<b>HOWIE WEIL</b> .....	<b>1938-40</b>
Charlie Weizewecker .....	1945-46
Jack Welch .....	1936-38
Paul Westhead .....	1987-89
Alfred White .....	1927
Edward White .....	1940
George White .....	1975-76
John White .....	1923-26
<b>KEVIN WHITE</b> .....	<b>1975-79</b>
Steve White .....	1996-98
Chris Whitehead .....	2013-14
Guy Whitlock .....	1973-74
Paul Wilkinson .....	1948-49
Chad Williams .....	1993-94
Danny Williams .....	1933-34
Frank Williams .....	1983-87
Mason Williams .....	2018-21
Paul Williams .....	1973-75
William Williams .....	1933
Anthonique Wilson .....	2002-03
Zach Wing .....	2007-09
Henry Wisniewski .....	1931
<b>DENNIS WITKOWSKI</b> .....	<b>1966-68</b>
David Witmer .....	1994-95
John Wisbicki .....	1950-51



Joe Paterno



Mushon Ya'akosi

Maurice Woods .....	1928
Mike Woods .....	1949-53
Bart Woytowicz .....	1970-72
Robert Wymbs .....	1972-74

--Y--

<b>MUSHON YA'AKOSI</b> .....	<b>2002-05</b>
<b>CHARLIE YELVERTON</b> .....	<b>1968-71</b>
Dick Young .....	1957-59
Normand Young .....	1935-36

--Z--

Ray Zaborowski .....	1953-55
Jim Zakszewski .....	1924-25
<b>JOHN ZALESKI</b> .....	<b>1928-31</b>
George Zambetti .....	1970-72
Len Zandy .....	1963-66
<b>JOHN ZANZALARI</b> .....	<b>1967-70</b>
Joe Zapustas .....	1933
Mitar Zivanovic .....	2003-04
Luka Zivkovic .....	2011-13
Mike Zuccarello (Mgr.) .....	1983-86

