



# 2021 FORDHAM UNIVERSITY FOOTBALL NOTES

Fordham University Sports Information Office: Joe DiBari, Director of Sports Information Website: www.fordhamsports.com  
Office: 718-817-4240; Cell: 917-539-5061; FAX: 718-817-4244; E-Mail: dibari@fordham.edu

## 2021 Fordham Schedule (0-3, 0-0)

Date	Opponent	Time
Sept. 4	at Nebraska	52-7, L
Sept. 11	MONMOUTH	26-23, L
Sept. 18	at FAU	45-14, L
Sept. 25	at Stony Brook	3:30 p.m.
Oct. 2	at Lafayette*	3:30 p.m.
Oct. 9	WAGNER (H)	1:00 p.m.
Oct. 16	BUCKNELL*	1:00 p.m.
Oct. 23	LEHIGH* (F)	1:00 p.m.
Nov. 6	at Georgetown*	12:30 p.m.
Nov. 13	HOLY CROSS*	1:00 p.m.
Nov. 20	at Colgate*	TBA

\* - Patriot League game

All times EST

(H) - Homecoming (F) - Family Weekend

## 2021 TEAM COMPARISON



Record.....	0-3	Record.....	1-2
Pts./Gm.....	14.7	Pts./Gm.....	17.3
Rush Yds/G.....	91.7	Rush Yds/Gm.....	178.0
Pass Yd/Gm.....	241.0	Pass Yd/Gm.....	175.3
Total Off/Gm.....	332.7	Total Off/Gm.....	353.3
Total Def/Gm.....	549.3	Total Def/Gm.....	344.7

## INDIVIDUAL LEADERS

### RUSHING

#21 Trey Wilson III  
35-125, 0 TD, 41.7 ypg

### RUSHING

#7 Ty Son Lawton  
48-229, 3 TD, 76.3 ypg

### PASSING

#17 Tim DeMorat  
60-118, 725 yds,  
6 TD, 5 INT, 241.7 ypg

### PASSING

#4 Tyquell Fields  
38-77, 526 yds  
2 TD, 5 INT, 175.3 ypg

### RECEIVING

#1 Hamze El-Zayat  
16-111 yds, 0 TD, 37.0 ypg

### RECEIVING

#11 Shawn Harris Jr.  
9-195 yds, 1 TD, 65.0 ypg

### DEFENSE

#47 Ryan Greenhagen  
76 TT, 2.5 TFL, 1.0 Sacks  
1.0 PBU

### DEFENSE

#30 Reidgee Dimanche  
24 TT, 0.5 TFL, 1 FF



www.patriotleague.org

## GAME 4



### FORDHAM "RAMS" (0-3, 0-0 Patriot)

Head Coach: Joe Conlin (Pittsburgh '02)

Record at Fordham: 8-21 (fourth season)

at



### STONY BROOK "SEAWOLVES" (1-2, 0-1 CAA)

Head Coach: Chuck Priore (Albany '82)

Record at SBU: 91-78 (16th season)/130-87 overall (22nd season)

Sept. 25, 2021 • 3:30 p.m. • Stony Brook, N.Y. • LaValle Stadium (12,300)

Series History: 3-1, Stony Brook

At Stony Brook: 2-0, Stony Brook

Last Meeting: 45-10, Stony Brook, 9/21/19

WFUV 90.7 FM/WFUVSports.org: Nick DeLuca, PxP • Andrew Gullotta, Analyst

FLO SPORTS: Jonny Wincott, PxP; • Sam Kornhauser, Analyst • Sam Neiderman, Sideline

## #RAMBLINGS

• The Fordham University Rams continue the 2021 season, Fordham's 121st varsity season, by traveling to Stony Brook, N.Y., to face the Stony Brook University Seawolves in LaValle Stadium on Saturday, September 25, at 3:30 p.m.

• The game will be broadcast on FLO Sports and broadcast live on WFUV (90.7 FM) and WFUVSports.org.

• Fordham enters the game with a 0-3 record and is coming off a 45-14 loss at Florida Atlantic University last week while Stony Brook is 1-2 on the season following a 48-7 loss at #4 Oregon last Saturday.

• The Seawolves lead the all-time series, 3-1, and took the last meeting, 45-10, at Stony Brook in 2019.

• The game will be only Fordham's third played on Long Island (1994 at Hofstra and 2019 at Stony Brook).

• Freshman linebacker James Conway was named Patriot League Rookie of the Week for the second straight week.

• Senior linebacker Ryan Greenhagen, a Preseason All-American, set an NCAA record with 31 tackles at Nebraska.

• Greenhagen leads the NCAA with 25.3 tackles/game.

• Senior quarterback Tim DeMorat has 42 career touchdown passes, good for sixth place on the Fordham career list.

• DeMorat also has 533 career completions, placing him fourth on the Fordham career list.

• DeMorat and Greenhagen were named the Patriot League Preseason Offensive and Defensive Players of the Year.

• The Rams are the winningest New York area college football team since 2012 with 58 wins.



@FordhamRams  
@FordhamFootball



Fordham Athletics

# The Patriot League

## 2021 STANDINGS

	League			Overall		
	W	L	Pct.	W	L	Pct.
Bucknell	0	3	.000	0	0	.000
Colgate	0	3	.000	0	0	.000
Fordham	0	3	.000	0	0	.000
Georgetown	1	1	.500	0	0	.000
Holy Cross	2	1	.667	0	0	.000
Lafayette	0	3	.000	0	0	.000
Lehigh	0	3	.000	0	0	.000

This Week in the Patriot League:

**Fordham at Stony Brook, 3:30 p.m.**

Georgetown at Columbia, 1:00 p.m.

Holy Cross at Monmouth, 1:00 p.m.

Lehigh at Colgate, 1:00 p.m.

Penn at Lafayette, 3:30 p.m.

## Fordham's 2021 Patriot League

### Stat Leaders

<u>Rushing</u>	<u>Rush Yards/Game</u>	<u>Rank</u>
Trey Wilson III	41.7	2nd

<u>Passing</u>	<u>Comp./Game</u>	<u>Rank</u>
Tim DeMorat	20.0	1st

<u>Passing</u>	<u>Yards/Game</u>	<u>Rank</u>
Tim DeMorat	241.7	1st

<u>Receiving</u>	<u>Recpt./Game</u>	<u>Rank</u>
Hamze El-Zayat	5.3	2nd
Dequece Carter	4.3	T4th
Fortis Kokosioulis	4.3	T4th

<u>Receiving</u>	<u>Rec. Yards/Game</u>	<u>Rank</u>
Dequece Carter	92.3	2nd

<u>Receiving</u>	<u>Yards/Recpt.</u>	<u>Rank</u>
Dequece Carter	21.3	1st

<u>Total Offense</u>	<u>Yards/Game</u>	<u>Rank</u>
Tim DeMorat	255.3	1st

<u>Pts Respon. For</u>	<u>PRF/Game</u>	<u>Rank</u>
Tim DeMorat	12.0	1st

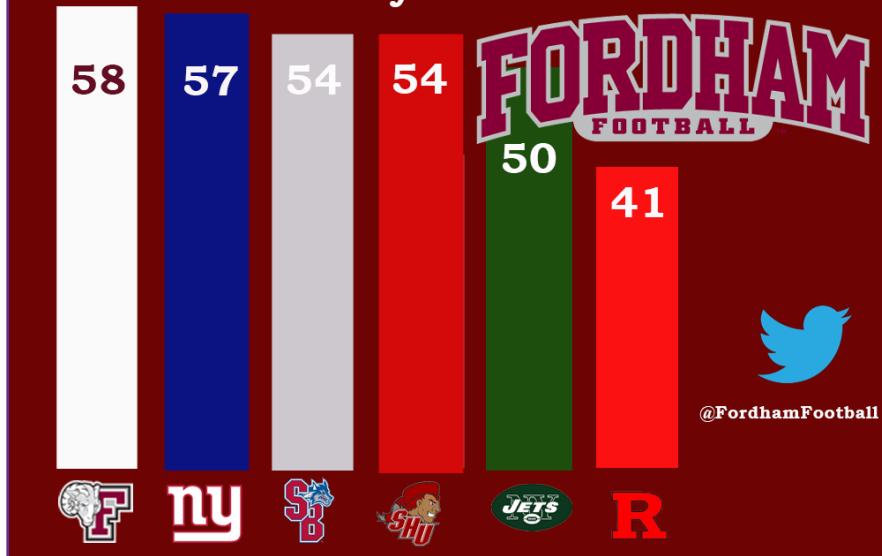
<u>Tackles</u>	<u>Tackles/Game</u>	<u>Rank</u>
Ryan Greenhagen	25.3	1st

<u>Solo Tackles</u>	<u>Tackles/Game</u>	<u>Rank</u>
Ryan Greenhagen	11.0	1st

### TEAM

Scoring Offense	14.7 ppg	2nd
Scoring Defense	40.3 ppg	7th
Rushing Offense	91.7 yards/game	2nd
Pass Offense	241.0 yards/game	1st
Total Offense	332.7 yards/game	2nd
Rushing Defense	258.3 yards/game	6th
Passing Defense	291.0 yards/game	7th
Total Defense	549.3 yards/game	7th

## Winningest Football Teams in New York City Area Since 2012



### THE GAME

- The Fordham University Rams continue the 2021 season, Fordham's 121st varsity season, by traveling to Stony Brook, N.Y., to face the Stony Brook University Seawolves in LaValle Stadium on Saturday, September 25, at 3:30 p.m.
- Fordham enters the game with a 0-3 record and is coming off a 45-14 loss at Florida Atlantic University last week while Stony Brook is 1-2 on the season following a 48-7 loss at #4 Oregon last Saturday.

### THE SERIES

- This will be fifth meeting between Fordham and Stony Brook on the gridiron.
- The Seawolves lead the all-time series, 3-1, and took the last meeting, 45-10, at Stony Brook in 2019.
- The game will be Fordham's third on Long Island (1994 at Hofstra and 2019 at Stony Brook).
- It will be the third meeting on the NCAA FCS level as the first two meetings occurred on the NCAA Division III level.
- Fordham took the first meeting, 14-6, on Jack Coffey Field in 1987 while the Seawolves won the second, shutting out the Rams, 3-0, at Stony Brook in 1988.
- The Rams are 27-42-5 against teams currently in the CAA (4-4 vs. Albany, 4-1 against Delaware, 1-1 vs. Maine, 0-1 against New Hampshire, 8-5 against Rhode Island, 1-1-1 vs. Richmond, 1-3 vs. Stony Brook 4-4 against Towson, and 4-22-4 vs. Villanova).

### LAST TIME OUT

- The game with Florida Atlantic University on Saturday got off to a later start than anticipated, thanks to some late afternoon lightning strikes in the area around FAU Stadium. The late start didn't seem to affect the Ram defense as they held the Owls in check early but the Fordham offense couldn't seem to get on track as Fordham fell to FAU, 45-14, on Saturday night.
- Senior linebacker **Ryan Greenhagen** continued his torrid opening to the season recording a game-high 17 tackles, while freshman linebacker **James Conway**, the reigning Patriot League Rookie of the Week, also finished in double figures with 15 stops, and he recovered a fumble.
- Offensively, junior wide receiver **Dequece Carter** caught three passes for 111 yards and one score.
- The Rams trailed by 21, 28-7, when senior quarterback **Tim DeMorat** hooked up with Carter on a 48-yard scoring pass to make it a 28-14 game with 9:45 left in the fourth. But the Owls scored 17 unanswered points to put the game away.

## **RAMS AMONG FCS LEADERS**

Since 2013 the Fordham University football squad is eleventh NCAA FCS in overall wins with 52 and is among the leaders in winning percentage at .578 (52-38).



### **WINS - PAST 9 YEARS**

North Dakota State.....	110
James Madison.....	85
Jacksonville State.....	81
Sam Houston State.....	80
Eastern Washington.....	75
South Dakota State.....	74
San Diego.....	68
North Carolina A&T.....	66
Central Arkansas.....	61
Illinois State.....	59
McNeese.....	58
New Hampshire.....	58
Chattanooga.....	55
<b>Fordham.....</b>	<b>52</b>
Harvard.....	51

### **WIN % - PAST 9 YEARS**

North Dakota State...	0.924 (110-9)
James Madison.....	0.802 (85-21)
N. Carolina A&T.....	0.787 (66-18)
Jacksonville State.....	0.757 (81-26)
Sam Houston State...	0.748 (80-27)
San Diego.....	0.739 (68-24)
Eastern Washington..	0.735 (75-27)
Harvard.....	0.718 (51-20)
South Dakota State...	0.716 (74-30)
McNeese.....	0.644 (58-32)
<b>Fordham.....</b>	<b>0.584 (52-37)</b>

### **FORDHAM IS WINNINGEST NYC COLLEGE FOOTBALL TEAM**

- No New York area college football team has won more games since 2012 than Fordham, who has amassed 58 victories over that stretch.
- The closest collegiate competitors are Stony Brook (54), Sacred Heart (54) and Rutgers (41), while the NFL's Giants lead all NYC area professional teams with 57 wins over the past ten years and the Jets have 50.

## **FORDHAM AMONG LEADERS IN NCAA FCS HOME WINS SINCE 2012**

- Over the past ten years, the Rams have become very adept at protecting their home turf, winning 34 of the 48 home contests over that time.
- The only home losses for Fordham under former head coach Joe Moorhead were the season finale in 2012 when the Rams missed a two-point conversion in the closing seconds that would have sent the game with Colgate to overtime and a 14-7 setback to #2 Villanova on September 12.
- The seven home wins in 2013 and 2014 broke the school record for most wins on Jack Coffey Field. The former record of six was set by the 1987 squad (the Rams have used Jack Coffey Field since 1970).



### **NCAA FCS Home Wins Since 2012**

North Dakota State.....	77
James Madison.....	59
Sam Houston State.....	53
Eastern Washington.....	51
South Dakota State.....	50
Jacksonville State.....	50
San Diego.....	44
New Hampshire.....	42
Illinois State.....	40
Central Arkansas.....	39
Wofford.....	38
North Carolina A&T.....	37
McNeese.....	37
<b>Fordham.....</b>	<b>34</b>
Harvard.....	32
Stony Brook.....	31

### **NCAA FCS Home Winning Percentage Since 2012**

North Dakota State.....	77-5 (.939)
Sam Houston State.....	53-6 (.898)
James Madison.....	59-7 (.894)
San Diego.....	44-6 (.880)
Eastern Washington.....	51-8 (.864)
North Carolina A&T.....	37-5 (.881)
Jacksonville State.....	50-9 (.847)
South Dakota State.....	50-10 (.833)
New Hampshire.....	42-9 (.824)
Harvard.....	32-9 (.780)
Central Arkansas.....	39-11 (.780)
McNeese.....	37-13 (.740)
<b>Fordham.....</b>	<b>34-14 (.708)</b>

**JOE CONLIN**  
**HEAD COACH**  
**8-21**  
**Fourth year**  
**at Fordham**  
**Third year as**  
**head coach**



- Named head football coach at Fordham University on December 22, 2017.
- Served as associate head coach/offensive coordinator at Yale for the previous four years.
- Yale improved from 3-7 in '16 to 9-1 in '17 and its offense improved in nearly every key statistical category under Conlin's leadership.
- In 2017, the Yale offense ranked 12th in the NCAA FCS in total offense.
- Arrived at Yale as the offensive line coach in 2013 before being promoted to offensive coordinator in 2014.
- Also served as the offensive line coach at Yale with his 2013 (and 2014) starting five starting every game..
- Arrived in New Haven after spending the 2011 season as the offensive line coach at Harvard, helping the Crimson win an Ivy League title while setting a school scoring record.
- Also served as an assistant at FCS power New Hampshire, where he helped the Wildcats to seven straight NCAA playoff appearances from 2004 to 2010.
- During his tenure at UNH, served as the offensive line coach in 2009 and 2010 but also worked with the defensive line, safeties and special teams for a program that went 65-25 and won one conference championship.
- A three-year starter at defensive tackle at the University of Pittsburgh, he coached the defensive line at West Virginia Tech in 2003, a year after graduating.
- Also gained coaching experience at Greensburg Central Catholic High School from 2002-03 where he worked with the tight ends and defensive ends while also handling strength and conditioning.

## FORDHAM PLAYS IN FRONT OF LARGEST CROWD IN SCHOOL HISTORY

- When Fordham took on Nebraska on Saturday, September 4<sup>th</sup>, they played in front of the largest crowd to ever see a Fordham football game.

- The sold-out game attracted 90,000 fans, over 20,000 more than the previous largest crowd to see the Rams.

- The former record for attendance at a Fordham football game is 66,154 who saw the Rams defeat Missouri in the 1942 Sugar Bowl on a blocked punt that went out of the endzone.

- The largest crowd for the Rams on the NCAA FCS level is 33,793 in a 2014 game at Army West Point.



### Largest Fordham Football Crowds

1942 Sugar Bowl (vs. Missouri).....	66,154
Yankee Stadium (multiple games).....	65,000
Polo Grounds (multiple games).....	55,000
1941 Cotton Bowl (vs. Texas A&M) .....	45,507

### Largest Fordham Football Crowds

<u>FCS Level</u> at Army West Point (2014).....	33,793
at Navy (2016) .....	28,238
at Cincinnati (2012) .....	26,317
at Army West Point (2017).....	22,333
at Temple (2013) .....	20,047

### GREENHAGEN SETS NCAA DIV. I TACKLES RECORD

- Fordham senior linebacker **Ryan Greenhagen** is going to find it difficult to improve on his season-opening performance at Nebraska.

- The Sparta, N.J., native set a Patriot League record and a NCAA Division I record with 31 total tackles against the Cornhuskers on September 4 at Memorial Stadium.

- For his efforts, the Patriot League Preseason Defensive Player of the Year was named the Stats Perform FCS National Defensive Player of the Week as well as the Patriot League Football GEICO Defensive Player of the Week.



- Greenhagen had 14 solo tackles and 17 assists. The previous record of 30 was accomplished three times previously since the NCAA made tackles an official statistic in 2000. Others to achieve the feat include Chattanooga's Josh Cain (2001), Norfolk State's Kevin Talley (2004) and Stetson's Donald Payne (2014).

- According to cbssports.com Greenhagen's 31 tackles were the most by any player against an FBS opponent since the NCAA began keeping records. The record was previously held by former Oklahoma linebacker Kenneth Murray, who had 28 tackles against Army. NFL Hall of Fame linebacker Mike Singletary notably recorded 35 tackles against Houston and 33 tackles against Arkansas in 1978 for Baylor, but both

of those games occurred before stats were considered official.

- Greenhagen broke a 31-year-old Patriot League single-game tackles record, a mark that was held by Lehigh's Lee Picariello against William & Mary in 1990.

- Greenhagen followed the 31-tackle game with a 28-stop contest against Monmouth on September 11.

- He leads the NCAA in tackles/game (25.3) and solo tackles/game (11.0).

### GREENHAGEN GETS IT DONE IN THE CLASSROOM TOO

- Fordham senior linebacker **Ryan Greenhagen** is not only turning heads on the field, but he's also doing it in the classroom.

- Last spring, Greenhagen was named a Second Team CoSIDA Academic All-American®, the first Ram to earn CoSIDA Academic All-American® honors since 2014.

- Greenhagen was also named Academic All-Patriot League.

### **Assistant Coaches and Support Staff**

**Joe Conlin** - Head Coach

**Art Asselta** - Assoc. Head Coach/Wide Receivers

**Kevin Decker** - Off. Coord./Quarterbacks  
**Jameson Zacharias** - Def. Coord./Cornerbacks

**Shane Fogarty** - Special Teams Coord./Safeties

**James Lenahan** - Running Backs

**Alex Huettel** - Offensive Line

**Allen Gant** - Linebackers

**Anthony Leonard** - Defensive Line

**Kevin Weeks** - Tight ends

**Andrew Force** - Outside Linebackers

**Vincent DiGaetano** - Def. Quality Control

**Joe Gildfedder** - Head Strength & Cond.

**Joshua Greer** - Asst. Strength & Cond.

**Erin Cameron** - Head Athletic Trainer

**Alyssa Plantz** - Asst. Athletic Trainer

### **Game Day Locations**

#### **On the field...**

Head Coach Joe Conlin

Offense: Kevin Decker, Alex Huettel

Defense: Shane Fogarty, Anthony Leonard

#### **In the booth...**

Offense: Art Asselta, James Lenahan, David Weeks

Defense: Jameson Zacharias, Vincent DiGaetano



# BY THE NUMBERS

3

Number of Rams named Academic All-Patriot League in 2020-21

3

Patriot League Titles (2002, 2007, 2014)

4

Academic All-Americans over the past six years (Brett Biestek in 2013; Biestek, Dan Light in 2014, and Ryan Greenhagen in 2020-21)

5

NCAA FCS Championship Appearances (2002, 2007, 2013, 2014, 2015)

10

Number of Fordham Preseason All-Patriot League selections in 2021

18

Number of Fordham All-Patriot League selections in 2014, a league record

34

Home wins for the Rams since 2012, tenth most of any NCAA FCS team

44


# of Rams named to the 2020-21 Patriot League Academic Honor Roll

58

Wins since 2012, the most of any New York City area football team

## Did You Know?

### Fordham Appeared in the First Televised College Football Game 80 Years Ago



On September 30, 1939, Fordham hosted Waynesburg College at Triboro Stadium on Randall's Island. The game was the season opener for the Rams, who beat Waynesburg, 34-7. Announcer Bill Stern called the contest over station W2XBS (now WNBC) as a demonstration of this new medium at the World's Fair. Two iconoscope cameras, which had just been patented by RCA, were used to televise the game with the images

being sent to a relay station 10 miles from the stadium and then, by cable, to the top of the Empire State Building, where a large transmitter broadcast the game to the lucky few who owned a television in those days. A top-of-the-line set in 1939, a Clifton, sold for about \$600.


Notable Fordham players who appeared in the game include Len Eshmont and Dominic Principe, who went on to play in the professional ranks, as well as Ralph Friegden, father of former Maryland head coach Ralph Friedgen, who scored twice in the game and Donald Lambeau - son of Green Bay Packer legend Earl Louis "Curly" Lambeau.

#### CONWAY NAMED PATRIOT LEAGUE ROOKIE OF THE WEEK

- Fordham freshman linebacker **James Conway** was named GEICO Patriot League Rookie of the Week when the League office announced honors on Monday.
- Conway, a freshman linebacker from Omaha, Neb., earns his second straight Rookie of the Week honor after recording a season-high 15 tackles, eight solo, in the Rams' loss at FAU on Saturday night. He also recovered a fumble in the contest and broke up a pass.
- On the year, Conway has 27 total tackles, 14 solo, along with an interception, pass brake up, and fumble recovery.

#### DEMORAT CLIMBING CAREER LISTS

- With his two passing touchdowns against FAU, Fordham senior quarterback **Tim DeMorat** brought his career total to 42, good for fifth on the Fordham career list.
- He is three behind Kevin Eakin (2000-2003) for fourth.
- In the spring season, DeMorat led the NCAA FCS in completion percentage, connecting on 72.1% of his attempts.
- DeMorat also has 533 career completions, moving his ahead of Joe Moorhead and into fourth on the Fordham career list.
- His 6,081 career passing yards is fifth best at the school.
- DeMorat set a school freshman mark with eleven touchdown tosses in 2018, including a freshman record four versus Bryant.



#### SENIOR LOADED

- The 2021 Fordham football roster is full of seniors, 29 to be exact.
- Among this 29 are eight who are fifth-year seniors, taking advantage of the NCAA rule allowing student-athletes an extra year due to COVID.
- The 2021 roster also has two grad students (Deondre Carter and Zach Davis).

#### PASSING THE PIGSKIN...

- In 2019, the Fordham offense was led by the passing game, ranking second in the Patriot League with an average of 223.9 passing yards/game.
- The passing game helped the Rams lead the Patriot League in scoring offense, averaging 25.0 ppg.

## The Preseason Prognosticators

### 2021 Patriot League Coaches/SIDs Poll

#### Team                      Points (First Place Votes)

1. Holy Cross (11 first-place votes), 71
2. **Fordham (3), 63**
3. Lafayette, 44
4. Lehigh, 35
5. Bucknell, 30
6. Georgetown, 28
7. Colgate, 23



#### **Preseason Players of the Year**

**Offensive:** Tim DeMorat, Fordham, Sr., QB

**Defensive:** Ryan Greenhagen, Fordham, Jr., LB

#### **2021 Patriot League Football Preseason All-League Team**

##### Offense

**QB:** Tim DeMorat, Fordham, Sr.  
**RB:** Trey Sneed, Fordham, Sr.  
**RB:** Zach Davis, Fordham, Sr.  
**WR:** Dequece Carter, Fordham, Jr.  
**WR:** Fotis Kokosioulis, Fordham, Jr.  
WR: Ayir Asante, Holy Cross, Jr.  
TE: Steven Stilianos, Lafayette, Sr.  
FB/HB: Mason Gilbert, Lafayette, So.  
OL: Jayvion Queen, Colgate, Sr.  
**OL:** Nick Zakelj, Fordham, Sr.  
**OL:** Phil Saleh, Fordham, Sr.  
OL: Nick Olsofka, Holy Cross, Sr.  
OL: Gavin Barclay, Lafayette, Sr.  
PK: Derek Ng, Holy Cross, Sr.  
RS: Coleman Bennett, Bucknell, So.  
RS: Will Gruber, Colgate, Sr.

##### Defense

DL: Benton Whitley, Holy Cross, Sr.  
DL: Malik Hamm, Lafayette, Sr.  
**DL:** John Coste, Fordham, Sr.  
DL: Damon Washington, Lafayette, Jr.  
LB: Jacob Dobbs, Holy Cross, Jr.  
**LB:** Ryan Greenhagen, Fordham, Sr.  
LB: Milton Braasch II, Colgate, Sr.  
LB: Marco Olivas, Lafayette, Jr.  
DB: John Smith, Holy Cross, Sr.  
**DB:** Stephen Williams, Fordham, Jr.  
DB: Collin Heard, Colgate, Sr.  
DB: Gavin Pringle, Bucknell, Jr.  
P: Patrick Haughney, Holy Cross, Jr.  
ST Non-Specialist: Palmer Nix, G'town, Sr.  
ST Non-Specialist: Jack Bush, Lehigh, Jr.

- The Rams were back at it in the spring of 2021, averaging 257.5 passing yards/game, tops in the Patriot League and 25th in the NCAA FCS.
- Fordham has opened the 2021 fall schedule averaging 241.0 passing yards/game, tops in the Patriot League and 34th in the NCAA FCS.

#### ... AND RUNNING WITH IT TOO

- The Fordham running game improved tremendously in 2019, after ranking last in the NCAA FCS in rushing yards/game in 2018, averaging just 50.7 yards/contest.
- The 2019 Rams averaged 133.3 yards/game on the ground, third best among Patriot League schools.
- The running game was led by **Zach Davis**, who was second in the Patriot League in rushing yards (1,013) and rushing yards/game (84.4 yards/game).
- Davis also led the League in rushing touchdowns with seven.
- Davis missed the spring season but in his absence, senior **Trey Sneed** managed to average 58.3 yards/game, second in the Patriot League.

#### TEN RAMS NAMED PRESEASON ALL-PATRIOT LEAGUE

- Ten members of the 2021 Fordham football squad were named to the 2021 All-Patriot League Preseason Team.
- The ten were led by senior quarterback **Tim DeMorat**, who was named the Preseason Offensive Player of the Year, and senior linebacker **Ryan Greenhagen**, the 2021 Patriot League Preseason Defensive Player of the Year.
- Joining DeMorat on the preseason all-conference team were senior running backs **Zach**

## BY THE NUMBERS II

# 2

Number of Fordham wins over NCAA FBS schools since 2013 (the Rams are one of 12 NCAA FCS schools with two NCAA FBS wins over that period)

# 10

Liberty Cup wins for the Rams over Columbia

# 23

Fourth quarter points scored by the Rams at Bryant on Sept. 14, the most in recent memory

# 24

Number of times the Rams scored 40 points or more since 2012

# 28

Number of Fordham wins over Patriot League opponents over the past four years

# 28, 33, 40

Retired Fordham football numbers:  
28 - Bill Tierney  
33 - Connie Murphy  
40 - Vince Lombardi

# 83

School and Patriot League record for points scored in the win over Elizabeth City State on Sept. 10, 2016

# 2,527

School record rushing yards gained by the Rams in 2016, surpassing the former mark of 2,353 set in 2014

# BY THE NUMBERS III

8

Sacks by Ryan Greenhagen in 2018,  
a school freshman record

8

Seniors on the 2018 Fordham roster

11

Passing touchdowns for quarterback  
Tim DeMorat in 2018,  
a school freshman record

15.0

Tackles for loss by Ryan Greenhagen  
in 2018, a school freshman record

21.5

Tackles for loss by Glenn  
Cunningham in 2018, a school record

37

Career touchdown passes by  
Tim DeMorat, good for fifth  
on the Fordham career list

25.3

Average tackles per game for  
Ryan Greenhagen, tops among all  
NCAA Div. I players

31

Tackles for Ryan Greenhagen at  
Nebraska, an NCAA Div. I record

## TIM DEMORAT CLIMBING CAREER RECORD LISTS

- Senior quarterback Tim DeMorat is climbing the Fordham career lists.
- DeMorat ranks fifth in career touchdown passes, fifth in completions and completion percentage, and sixth in passing yards.
- He was named to the 2021 Walter Payton Award Watch List, presented to the NCAA FCS Offensive Player of the Year.
- The 2021 Patriot League Football Preseason Offensive Player of the Year was a finalist for the award in the spring.
- In the spring, DeMorat completed 92 of 129 passes for 1,049 yards and five touchdowns and rushed for two scores.



### Pass Completions Career

1.	802	John Skelton.....	2006-09
2.	639	Mike Nebrich.....	2012-14
3.	580	Kevin Anderson.....	2014-17
4.	<b>533</b>	<b>Tim DeMorat.....</b>	<b>2018-</b>
5.	518	Joe Moorhead.....	1992-95
6.	486	Kevin Eakin.....	2000-03
7.	465	Ryan Higgins.....	2009-12
8.	345	Gary Brennan.....	1988-91
9.	291	Mark Carney.....	2001
10.	283	Derric Daniels.....	2004-06
11.	244	Roger Franz.....	1951-53
12.	238	Steve O'Hare.....	1997-98

### Passing Yards Career

1.	9923	John Skelton.....	2006-09
2.	8084	Mike Nebrich.....	2012-14
3.	7663	Kevin Anderson.....	2014-17
4.	6112	Kevin Eakin.....	2000-03
5.	<b>6081</b>	<b>Tim DeMorat.....</b>	<b>2018-</b>
6.	5925	Joe Moorhead.....	1992-95
7.	5393	Ryan Higgins.....	2009-12
8.	4247	Roger Franz.....	1951-53
9.	3879	Gary Brennan.....	1988-91
10.	3496	Mark Carney.....	1998-01
11.	3174	Steve O'Hare.....	1997-98

### Completion Percentage Career

1.	.682	Mike Nebrich.....	2012-14
2.	.636	Kevin Anderson.....	2014-17
3.	.616	Ryan Higgins.....	2009-12
4.	.615	Steve O'Hare.....	1997-98
5.	.615	Kevin Eakin.....	2000-03
6.	<b>.592</b>	<b>Tim DeMorat.....</b>	<b>2018-</b>
7.	.588	John Skelton.....	2006-09
8.	.586	Mark Carney.....	1998-01
9.	.579	Dave Olsakowski.....	1987-90
10.	.550	Bob Hagan.....	1984-87
11.	.524	Dick Doheny.....	1948-50

### Touchdown Passes Career

1.	73	Kevin Anderson.....	2014-17
2.	69	John Skelton.....	2006-09
3.	66	Mike Nebrich.....	2012-14
4.	45	Kevin Eakin.....	2000-03
5.	<b>42</b>	<b>Tim DeMorat.....</b>	<b>2018-</b>
6.	32	Mark Carney.....	1998-01
7.	31	Dick Doheny.....	1948-50
8.	30	Joe Moorhead.....	1992-95
9.	30	Derric Daniels.....	2004-06
10.	28	Steve O'Hare.....	1997-98
10.	25	Ryan Higgins.....	2009-12

**Davis and Trey Sneed**, senior offensive linemen **Phil Salah** and **Nick Zakelj**, senior wide receivers **Fotis Kokosioulis** and **Hamze El-Zayat**, junior defensive back **Stephen Williams II**, senior defensive lineman **Jonathan Coste**.

### CARTER SETS FORDHAM FRESHMAN MARK

- In 2019, Fordham wide receiver **Dequce Carter** caught 53 passes for a team-high 723 yards with five touchdowns in his rookie campaign.
- His 723 receiving yards breaks the Fordham freshman record of 591 set by Javarus Dudley in 2000.
- His 53 receptions also broke Dudley's freshman record of 48.

### DAVIS HITS 1,000

- Fordham senior running back **Zach Davis** gained 1,013 yards in 2019.
- He became the ninth Ram to rush for 1,000 yards in a season.
- Davis joins Chase Edmonds (2014, 2015, 2016) and Kirwin Watson (2001, 2002, 2003), who each did it three times, Carlton Koonce (2012, 2013), who did it twice, Pierre Davis (1977), Juan Pacheco (1980), Chip Kron (1984), James Prydatko (2005), and Xavier Martin (2008).

### GREENHAGEN NAMED PRESEASON ALL-AMERICAN

- For the second straight season, Fordham senior linebacker **Ryan Greenhagen** was named a Preseason All-American.
- He was also named to the Buck Buchanan Watch List, presented to the NCAA FCS Defensive Player of the Year.
- Greenhagen was named a 2019 HERO Sports Sophomore All-American, All-ECAC, First Team All-Patriot League, and Academic All-Patriot League selection.
- He was second on the team in the spring with 22 total tackles, eleven solo, with 2.0 tackles for loss and 1.0 sack despite missing one game.
- Among his honors for the spring season were STATS FCS All-American (Third Team), Patriot League Defensive Player of the Year, First Team All-Patriot League, and CoSIDA Academic All-America®.
- Greenhagen led the 2019 team with 123 tackles, 83 solo, including a team-best 18.5 for loss and 4.5 sacks.
- He had eight QBH, one forced fumble and one pass break up.
- Greenhagen led the Patriot League in TFLs/Game (1.54) and second in tackles/game (10.2).
- He was third in the NCAA FCS in solo tackles/game (6.8), 12th in total tackles/game and 14th in TFLs/game.
- The 18.5 TFLs was the third best single season in school history.
- The 82 solo tackles was the second best single season in school history.
- Has 35.5 career TFLs, seventh-best in school history.

### DEMORAT NAMED TO PAYTON WATCH LIST

- Fordham senior quarterback **Tim DeMorat** was named to the 2021 Walter Payton Award Watch List, presented to the NCAA FCS Offensive Player of the Year.
- The 2021 Patriot League Football Preseason Offensive Player of the Year was a finalist for the award in the spring.
- In the spring, DeMorat completed 92 of 129 passes for 1,049 yards and five touchdowns and rushed for two scores.
- He led the NCAA FCS in completion percentage (.721).
- He the Patriot League and was sixth in the NCAA FCS in passing yards/game (349.7).
- He Patriot League and was 13th in the NCAA FCS in passing efficiency (148.5).
- He League and was sixth in the NCAA FCS in total offense (360.3 yards/game).

### THE FORDHAM CAPTAINS

- Fordham will be represented by three captains in 2021: senior defensive back **Jesse Bramble**, senior running back **Trey Sneed**, and senior offensive lineman **Nick Zakelj**.
- Bramble returns for a second season as a captain after missing all but two games in 2019 with an injury.
- Sneed, a transfer from Rutgers, was the second leading rusher for Fordham in the spring, gaining 552 yards on 119 carries (4.6 yards/carry) with six touchdowns.
- Zakelj is a three-year starter and two-year All-Patriot League



## FORDHAM vs. FBS

- The Rams have played 12 NCAA FBS opponents over the past eleven years (a 2020 game at Hawaii was canceled due to COVID).
- The Rams have won two of the games, a 30-29 win at Temple in 2013 and a 37-35 victory at Army West Point in 2015.
- The Rams are scheduled to play at Ohio University in 2022

9/3/11	Connecticut 35, Fordham 3
10/29/11	Army West Point 55, Fordham 0
10/13/12	Cincinnati 49, Fordham 17
<b>9/14/13</b>	<b>Fordham 30, Temple 29</b>
11/22/14	Army West Point 42, Fordham 31
<b>9/4/15</b>	<b>Fordham 37, Army West Point 35</b>
9/3/16	Navy 52, Fordham 16
9/1/17	Army West Point 64, Fordham 6
9/8/18	Charlotte 34, Fordham 10
9/7/19	Ball State 57, Fordham 29
9/12/20	at Hawaii (Canceled)
9/4/21	Nebraska 52, Fordham 7
	FAU 45, Fordham 14

selection.

### RAMS IN THE PROS

- Three former Fordham football Rams appeared in the NFL in 2020.
- Running back **Chase Edmonds**, who was drafted in the fourth round by the Arizona Cardinals in the 2018 draft, completed his third season with the Cardinals in 2020.
- Offensive lineman **Anthony Coyle**, who played with New York Guardians of the XFL, signed a free agent contract to the Pittsburgh Steelers and was elevated from the practice roster to the active roster towards the end of the 2020 season.
- Defensive back **Dylan Mabin** started the 2020 season on the Las Vegas Raiders practice squad before being picked up by the Minnesota Vikings in November.
- Mabin was cut by the Vikings but signed to the New Orleans Saints practice roster.
- Coyle was cut by the Steelers during training camp but later signed to the Indianapolis Colts practice roster.

### RAMS IN CONFERENCE PLAY

- Fordham is 28-11 against Patriot League opponents over the past nine years (the Rams were 2-1 in the spring, 2-4 in 2019, 3-3 in 2017, 5-1 in 2015 and 2016, a perfect 6-0 in 2014, 5-1 in 2013, though the games in 2013 did not count in the league standings).

### RAMS IN NON-CONFERENCE PLAY

- Over the past eight years the Fordham Rams are 20-16 in non-conference play (not including the five NCAA FCS Championship games).
- In 2013 the Rams were unbeaten against non-conference opponents with a perfect 6-0 record, the most non-conference victories for the Rams since the 2003 squad won five non-conference games.

## 2021 GAME-BY-GAME STARTERS - OFFENSE

Opp	RT	RG	C	LG	LT	QB	RB	TE	WR	WR	WR	K
at Nebraska	Saleh	Joyce	Piotente	Portes	Zakelj	DeMorat	Davis	Ciccio	Carter	Wright	Kokosioulis	Lienenweber
Monmouth	Saleh	Joyce	Piotente	Portes	Zakelj	DeMorat	Wilson	Lynch	Carter	Wright	Kokosioulis	Lienenweber
at FAU	Saleh	Joyce	Piotente	Portes	Zakelj	DeMorat	Wilson	Lynch	Carter	Wright	Kokosioulis	Lienenweber
at Stony Brook												
at Lafayette												
Wagner												
Bucknell												
Lehigh												
at Georgetown												
Holy Cross												
at Colgate												

## 2021 GAME-BY-GAME STARTERS - DEFENSE

Opp	DE	DL	DL	DE	LB	MLB	LB	CB	FS	SS	CB	P
at Nebraska	Carter	Diodato	Hofus	Dixon	Courtney	Greenhagen	Conway	Spencer	Bramble	Drati	Montgomery	O'Friel
Monmouth	Carter	Diodato	Hofus	Dixon	Courtney	Greenhagen	Conway	Spencer	Bramble	Drati	Montgomery	O'Friel
at FAU	Carter	Diodato	Dixon	Jaworski	Courtney	Greenhagen	Conway	Spencer	Bramble	Drati	Tony-Itayah	O'Friel
at Stony Brook												
at Lafayette												
Wagner												
Bucknell												
Lehigh												
at Georgetown												
Holy Cross												
at Colgate												

### WHAT'S NEXT?

- The Rams open their 2021 Patriot League schedule by traveling to Easton, Penn., to face the Lafayette College Leopards in Fisher Stadium next Saturday, October 2, at 3:30 p.m.
- This will be the 39th meeting between Fordham and Lafayette on the gridiron.
- The Leopards lead the all-time series, which started in 1903, 25-12-1, and have taken the last three meetings, including a 38-34 win on Jack Coffey Field in 2019 as Lafayette scored on a ten-yard run with 1:48 remaining to take the lead for good.
- The Lafayette wins snapped a three-game Fordham winning streak in the series.
- Fordham is 12-18 against Lafayette since joining the Patriot League.
- The Rams are 6-9 against Lafayette on Jack Coffey Field, 6-14-1 at Lafayette and 0-2 at the Polo Grounds.

## FUTURE SCHEDULES

### 2022

Sept. 3	at Wagner College
Sept. 10	at Monmouth University
<b>Sept. 17</b>	<b>UNIV. at ALBANY</b>
Sept. 24	at Ohio University
<b>Oct. 1</b>	<b>GEORGETOWN UNIVERSITY*</b>
Oct. 8	at Lehigh University*
<b>Oct. 15</b>	<b>STONY BROOK UNIVERSITY</b>
Oct. 22	Open
Oct. 29	at Holy Cross*
Nov. 5	at Bucknell University*
<b>Nov. 12</b>	<b>LAFAYETTE COLLEGE*</b>
<b>Nov. 19</b>	<b>COLGATE UNIVERSITY*</b>

### 2023

Aug. 26	at University at Albany
<b>Sept. 2</b>	<b>WAGNER COLLEGE</b>
Sept. 9	at University at Buffalo
<b>Sept. 16</b>	<b>MONMOUTH UNIVERSITY</b>
Sept. 23	Open
Sept. 30	at Georgetown University*
<b>Oct. 7</b>	<b>LEHIGH UNIVERSITY*</b>
Oct. 14	at Stony Brook University
Oct. 21	Open
<b>Oct. 28</b>	<b>HOLY CROSS*</b>
<b>Nov. 4</b>	<b>BUCKNELL UNIVERSITY*</b>
Nov. 11	at Lafayette College*
Nov. 18	at Colgate University*

## WEEKLY AWARD WINNERS

### Patriot League Offensive Player of the Week

Tim DeMorat (Sept. 13 - Monmouth game)

### Patriot League Defensive Player of the Week

Ryan Greenhagen (Sept. 6 - Nebraska game)

Ryan Greenhagen (Sept. 13 - Monmouth game)

### Patriot League Rookie of the Week

James Conway (Sept. 13 - Monmouth game)

James Conway (Sept. 20 - FAU game)



# 2021 FORDHAM DEPTH CHART

(Stony Brook Game - 9/25/21)



## OFFENSE

<b>QB</b>	<b>17</b>	<b>Tim DeMorat (Sr., 6-4, 220)</b>
	13	Grant Wilson (So., 6-3, 210)
<b>RB</b>	<b>3</b>	<b>Trey Sneed (5Sr., 5-11, 215)</b>
	21	Trey Wilson III (Jr., 5-9, 165)
<b>WR</b>	<b>82</b>	<b>Fotis Kokosioulis (Sr., 5-9, 180)</b>
	1	Hamze El-Zayat (5Sr., 5-10, 185)
<b>WR</b>	<b>4</b>	<b>Dequece Carter (Jr., 6-0, 195)</b>
	7	Garrett Cody (Jr., 6-3, 175)
<b>WR</b>	<b>23</b>	<b>MJ Wright (Jr., 6-0, 192)</b>
	80	Dan Byrnes (Jr., 6-0, 195)
<b>TE</b>	<b>87</b>	<b>Jack Lynch (5Sr., 6-5, 250)</b>
	88	Peter Fitzgerald (Sr., 6-2, 235)
<b>RT</b>	<b>71</b>	<b>Phil Saleh (Sr., 6-4, 302)</b>
	76	David Evbomenya (Fr., 6-5, 286)
<b>RG</b>	<b>65</b>	<b>Ryan Joyce (Jr., 6-5, 305)</b>
	58	Aidan McCarty (Sr., 6-2, 300)
<b>C</b>	<b>67</b>	<b>Gio Potente (Jr., 6-4, 300)</b>
	64	Gabriel Jacques (Sr., 6-2, 295)
<b>LG</b>	<b>72</b>	<b>Lucas Portes (Jr., 6-5, 305)</b>
	79	Wyatt Klawiter (Jr., 6-5, 260)
<b>LT</b>	<b>75</b>	<b>Nick Zakelj (5Sr., 6-5, 325)</b>
	70	Noah Aloia (Jr., 6-6, 305)

## DEFENSE

<b>DE</b>	<b>98</b>	<b>Deondre Carter (Gr., 6-2, 255)</b>
	96	Elisha Armstrong (Jr., 6-3, 230)
<b>DL</b>	<b>91</b>	<b>Anthony Diodato (5Sr., 6-4, 280)</b>
	55	Gavin Watson (Sr., 6-3, 270)
<b>DL</b>	<b>97</b>	<b>Richard Hofus (So., 6-4, 285)</b>
	92	Cody Johnson (So., 6-3, 285)
<b>DE</b>	<b>4</b>	<b>Alphonso Dixon IV (Sr., 6-2, 235)</b>
	94	Jason Walker (So., 6-3, 255)
<b>LB</b>	<b>27</b>	<b>Mike Courtney (So., 5-11, 190)</b>
	24	Stephen Williams II (Jr., 6-0, 173)
<b>MLB</b>	<b>47</b>	<b>Ryan Greenhagan (Sr., 6-1, 245)</b>
	48	James Conway (Fr., 6-2, 225)
<b>LB</b>	<b>48</b>	<b>James Conway (Fr., 6-2, 225)</b>
	34	Matt Jaworski (Fr., 6-4, 235)
<b>CB</b>	<b>14</b>	<b>Brandon Spencer (So., 5-1, 175)</b>
	5	Nasir McNair (Jr., 5-11, 192)
<b>FS</b>	<b>6</b>	<b>Jesse Bramble (5Sr., 6-0, 195)</b>
	24	Stephen Williams II (Jr., 6-0, 173)
<b>SS</b>	<b>12</b>	<b>Natani Drati (Sr., 6-2, 200)</b>
	32	B.J. Ferguson (So., 6-0, 185)
<b>CB</b>	<b>22</b>	<b>Deon Montgomery (So., 5-11, 185)</b>
	13	Nahil Perkins (So., 5-11, 165)

## SPECIAL TEAMS

<b>P</b>	<b>38</b>	<b>John O'Friel (Jr., 6-1, 185)</b>	<b>HOLD11</b>	<b>Sean Holland (Sr., 6-2, 215)</b>	
	39	Michael Bernard (Jr., 6-3, 200)		16 Jackson Barletta (Jr., 6-3, 200)	
<b>PK</b>	<b>90</b>	<b>Nick Leinenweber (Jr., 6-1, 190)</b>	<b>KO</b>	<b>82</b>	<b>Fotis Kokosioulis (Sr., 5-9, 180)</b>
	31	Brandon Peskin (So., 6-2, 230)	<b>RET</b>	<b>3</b>	<b>Trey Sneed (5Sr., 5-11, 215)</b>
<b>LSNP</b>	<b>57</b>	<b>Tom Callahan (Jr., 6-3, 230)</b>	<b>PUNT</b>	<b>82</b>	<b>Fotis Kokosioulis (Sr., 5-9, 180)</b>
	4	Alphonso Dixon IV (Sr., 6-2, 235)	<b>RET</b>	<b>81</b>	<b>Cole Thornton (So., 6-3, 175)</b>

# 2021 FCS TOP 25 POLLS

## STATS FCS Top 25 Poll (9/20/21)

	<u>Rec.</u>	<u>Pts.</u>	<u>Previous</u>
1 Sam Houston (31)	2-0	1,210	1
2 South Dakota State (8)	2-0	1,184	2
3 James Madison (9)	3-0	1,179	3
4 Montana (2)	2-0	1,100	4
5 North Dakota State	3-0	1,071	5
6 Eastern Washington	3-0	942	7
7 Southern Illinois	2-1	870	8
8 Delaware	2-1	837	6
9 Jacksonville State	2-1	771	10
10 North Dakota	2-1	753	11
11 Villanova	3-0	747	12
12 UC Davis	3-0	718	14
13 Montana State	2-1	672	13
14 Weber State	1-2	622	9
15 ETSU	3-0	530	16
16 Southeastern Louisiana	2-1	517	15
17 Northern Iowa	2-1	414	18
18 Missouri State	1-1	412	17
19 Austin Peay	2-1	357	19
20 Monmouth	2-1	319	20
21 New Hampshire	3-0	198	23
22 VMI	2-1	178	22
23 Kennesaw State	2-1	135	24
24 Richmond	2-1	115	21
25 Central Arkansas	1-2	110	25

**Others receiving votes:** Rhode Island 77, Alabama A&M 36, Murray State 34, Chattanooga 25, Nicholls 24, Furman 23, Stephen F. Austin 17, Duquesne 15, UIW 14, Samford 10, South Dakota 9, Jackson State 3

## FCS Coaches Top 25 Poll (9/20/21)

	<u>Rec.</u>	<u>Pts.</u>	<u>Previous</u>
1 Sam Houston (24)	2-0	696	1
2 James Madison (3)	3-0	667	2
3 South Dakota State (1)	2-0	636	3
4 Montana	2-0	586	5
5 North Dakota State	3-0	583	4
6 Eastern Washington	3-0	508	6
7 Villanova	3-0	490	T-9
8 Southern Illinois	2-1	455	T-9
9 Jacksonville State	2-1	447	11
10 UC Davis	3-0	403	12
11 Delaware	2-1	399	7
12 Montana State	2-1	385	13
13 North Dakota	2-1	381	14
14 Northern Iowa	2-1	354	15
15 Weber State	1-2	313	8
16 Southeastern Louisiana	2-1	295	16
17 East Tennessee State	3-0	290	17
18 Missouri State	1-1	209	19
19 Monmouth (N.J.)	2-1	199	20
20 Austin Peay	2-1	143	21
21 Richmond	2-1	126	18
22 New Hampshire	3-0	105	23
23 Chattanooga	1-2	99	22
24 Central Arkansas	1-2	67	24
25 Kennesaw State	2-1	67	NR

**Others receiving votes:** Rhode Island, 28; South Dakota, 24; VMI, 23; Furman, 22; Northern Arizona, 19; Murray St., 13; Nicholls, 12; Alabama A&M, 10; Stephen F. Austin, 9; Gardner-Webb, 7; Illinois St., 6; Princeton, 6; **Fordham, 5**; Duquesne, 4; Harvard, 3; Jackson St., 3; Florida A&M, 1; Holy Cross, 1; UT Martin, 1.



# 2021 FORDHAM UNIVERSITY FOOTBALL ROSTER

No.	Name	Yr.	Pos.	Ht.	Wt.	Hometown/High School (Last School)	No.	Name	Yr.	Pos.	Ht.	Wt.	Hometown/High School (Last School)
0	Jonathan Coste	DL	5Sr.	6-3	295	Queens, N.Y. / Christ the King (ASA)	44	Michael Petrillo	DB	Fr.	5-11	175	Morristown, N.J. / Delbarton
1	Hamze El-Zayat	WR	5Sr.	5-10	185	Dearborn, Mich. / Fordson	45	Tristan Wright	DL	Fr.	6-5	210	Chicago, Ill. / Curie
2	Hunter Harris	WR	5Sr.	6-2	207	Detroit, Mich. / Detroit Loyola	46	Nick Holle	LB	Fr.	6-0	195	Upper Saddle River, N.J. / Northern Highlands
3	Trey Sneed	RB	5Sr.	5-11	215	Orange Park, Fla. / Fleming Island (Rutgers)	47	Ryan Greenhagen	LB	Fr.	6-1	235	Sparta, N.J. / Pope John XXIII
4	DeQuece Carter	WR	Jr.	6-0	190	Louisa, Va. / Woodberry Forest School	48	James Conway	LB	Fr.	6-2	225	Omaha, Neb. / Millard West
4	Alfonzo Dixon IV	DL	Sr.	6-2	231	Coral Springs, Fla. / Coral Glades	49	Ronnie Fox	DL	Sr.	5-11	222	Vernon, N.J. / Pope John XXIII
5	Nasir McNair	DB	Jr.	5-10	190	Bayonne, N.J. / Bayonne	50	John Turley	DL	Jr.	5-10	220	Malvern, Pa. / Malvern Prep
6	Jesse Bramble	DB	5Sr.	6-0	195	Staten Island, N.Y. / Tottenville	52	Ahmir Lyles	DL	So.	5-10	245	Westbury, N.Y. / The Hill School (Wagner)
7	Garrett Cody	WR	Jr.	6-3	175	Closter, N.J. / Bergen Catholic	55	Gavin Watson	DL	Sr.	6-3	258	Kingsway, N.J. / Kingsway Regional
8	Anthony Tony-Itayah	DB	Sr.	6-1	190	Denton, Tex. / Denton	56	Zac Spencer	LB	Sr.	6-1	217	Weston, Conn. / Weston (Cheshire Aca.)
9	Zach Davis	RB	Gr.	5-10	205	Wallingford, Conn. / Sheehan	57	Tom Callahan	DL	Jr.	6-3	230	Roseland, N.J. / Seton Hall Prep
10	Cameron Blair	DB	Sr.	6-1	185	Jackson, N.J. / Saint Peter's Prep	58	Aidan McCarty	OL	Sr.	6-2	300	Vienna, Va. / James Madison (William & Mary)
11	Sean Holland	QB	Sr.	6-2	195	Londonderry, N.H. / Nashua	62	Patrick Barr	OL	So.	6-2	270	Montclair, N.J. / Montclair
12	Natani Drati	DB	Sr.	6-2	200	Santa Barbara, Calif. / Santa Barbara	64	Gabriel Jacques	OL	Sr.	6-2	293	Missouri City, Tex. / Ridge Point
13	Nahil Perkins	DB	So.	5-11	165	Douglasville, Ga. / Lanier	65	Ryan Joyce	OL	Jr.	6-5	305	Flemington, N.J. / Hunterdon Central
13	Grant Wilson	QB	So.	6-3	210	Arlington, Va. / Yorktown	66	Austin Glazier	OL	Sr.	6-6	318	La Grange, Ill. / Fenwick
14	Brandon Spencer	DB	So.	5-11	175	Atlanta, Ga. / George Walton Aca.	67	Giovanni Potente	OL	Jr.	6-4	300	Garfield, N.J. / Pope John XXIII
15	Mekai Felton	WR	So.	5-9	185	Reisterstown, Md. / Franklin	68	Fox Fay	OL	Sr.	6-3	280	Scituate, R.I. / Scituate
16	Jackson Barletta	LB	Jr.	6-3	200	New Providence, N.J. / The Hun School	70	Nolan Aloia	OL	Jr.	6-6	296	Chatham, N.J. / Mater Dei Prep
17	Tim DeMorat	QB	Sr.	6-4	208	Merritt Island, Fla. / Viera	71	Phil Saleh	OL	Sr.	6-4	302	Oak Park, Ill. / Oak Park-River Forest
17	Chase Carlin	DB	Fr.	6-1	195	Chatham, N.J. / Chatham	72	Lucas Portes	OL	Jr.	6-5	304	Gaithersburg, Md. / Good Counsel
18	Joey Gulbin	QB	So.	6-3	195	Fairfield, Conn. / Fairfield Warde	73	Hank Perry	OL	Fr.	6-5	300	Cincinnati, Ohio / Walnut Hills
18	Jaden Vazquez	LB	Sr.	6-1	208	Bethlehem, Pa. / Liberty	75	Nick Zakelj	OL	5Sr.	6-5	325	Broadview Heights, Ohio / Brecksville-Broadview Hts
19	Tom Sharkey	QB	Jr.	6-1	205	Wayne, N.J. / Wayne Hills (Kutztown)	76	David Evbomenya	OL	Fr.	6-5	286	Marietta, Ga. / Sprayberry
19	Demarice Rice-Williams	DB	Fr.	5-11	186	Spartanburg, S.C./Dorman	77	Kyle Rinsky	OL	Sr.	6-3	271	East Hanover, N.J. / Hanover Park
20	Taj Barnes	RB	So.	5-9	188	Flowery Branch, Ga. / Lanier	79	Wyatt Klawiter	OL	Jr.	6-5	260	Coppell, Texas / Coppell
21	Trey Wilson	RB	Jr.	5-9	165	Montclair, N.J. / Montclair Kimberly Aca.	80	Dan Byrnes	WR	Jr.	6-0	185	Downingtown, Pa. / Downingtown West
22	Deon Montgomery	DB	So.	5-11	185	Fairbanks, Alaska / Spangdahlem (Germany)	81	Cole Thornton	WR	So.	6-3	175	Sugar Hill, Ga. / Lanier
23	MJ Wright	WR	Jr.	5-11	185	Freehold, N.J. / Red Bank Catholic	82	Fotis Kokosioulis	WR	Sr.	5-9	170	Park Ridge, Ill. / Maine South (NIU)
24	Stephen Williams II	DB	Jr.	6-0	173	Jacksonville, Fla. / Trinity Christian Academy	83	Edward Schwartz, Jr.	WR	Sr.	5-7	160	Hillsdale, N.J. / St. Joseph's
25	Antonio Cortez Feria	RB	Sr.	5-10	200	Honolulu, Hawaii / Punahou	84	Nate Summerville	WR	Fr.	6-4	205	Medford Lakes, N.J. / Shawnee
26	Jestohn Moore	LB	Jr.	6-2	215	Morgantown, W.V. / Morgantown	85	Peter Fitzgerald	TE	Sr.	6-2	235	Wallingford, Conn. / Choate Rosemary
27	Mike Courtney	LB	So.	5-11	190	Mahopac, N.Y. / Don Bosco Prep	86	Joe Mariani	WR	Jr.	5-9	165	Tequesta, Fla. / The Benjamin School
29	Parker Spillers	LB	Jr.	6-1	204	Dallas, Ga. / Pace Academy	87	Jack Lynch	TE	5Sr.	6-5	250	Berlin, Conn. / Berlin
29	Evan Harkin	WR	So.	5-11	170	Cortland, N.Y. / Panas	88	Jaden Allen	TE	Fr.	6-3	220	Sewell, N.J. / Washington Twp.
30	Julius Loughridge	RB	Fr.	6-0	210	Houston, Texas / James E. Taylor	89	Jeff Ciccio	TE	Jr.	6-5	234	Bridgewater, Mass. / Bridgewater-Raynham
31	Brandon Peskin	K	So.	6-2	230	Melville, N.Y. / Half Hollow Hills E. (Cuse)	90	Nick Leinenweber	K	Jr.	6-1	190	Neptune Beach, Fla. / Episcopal School
32	B.J. Ferguson	DB	Jr.	6-0	185	Cincinnati, Ohio / St. Xavier	91	Anthony Diodato	DL	5Sr.	6-4	280	Warminster, Pa. / Archbishop Wood
34	Matt Jaworski	LB	Fr.	6-4	235	Buffalo, N.Y. / St. John Paul II (Ala.)	92	Cody Johnson	DL	So.	6-3	285	The Woodlands, Texas / The Woodlands
35	Jed Denobile	DB	So.	6-0	180	Upper Saddle River, N.J. / Bergen Catholic	94	Jason Walker	DL	So.	6-2	245	Buffalo, N.Y. / St. Joseph's Collegiate Institute
36	Trey Bradford	DB	Fr.	5-10	180	San Marcos, Calif. / San Marcos	95	Javari Rice-Wilson	DL	Fr.	6-0	245	Kings Mountain, N.C. / Kings Mountain
37	Nick Villis	LB	Jr.	6-2	228	Greenwich, Conn. / Brunswick (	96	Elisha Armstrong	DL	Jr.	6-3	230	Bolingbrook, Ill. / Bolingbrook
38	John O'Friel	K	Jr.	6-1	185	Ashby, Mass. / North Middlesex	97	Richard Hofus	DL	So.	6-4	260	Canfield, Ohio / Canfield
39	Michael Bernard	K	Jr.	6-3	200	Clayton, Mo. / Clayton	98	Deondre Carter	DL	Gr.	6-2	235	Cedar Hill, Tex. / Cedar Hill
42	Jack Low	DL	Fr.	6-3	250	Brisbane, AUS / Brisbane Rhinos	99	Luke Simon	TE	Sr.	6-1	260	Armonk, N.Y. / Byram Hills
43	Tyler Cook	LB	So.	6-1	215	Chatham, N.J. / Seton Hall Prep (Syracuse)							

## Excuse Me?

Elisha Armstrong	ee-LAI-shuh
DeQuece Carter	Da-keese
Tim DeMorat	Dee-MORE-at
Anthony Diodato	Dee-OH-Dah-toe
Hamze El-Zayat	Hom-ZEE El-ZAH-at
Fotis Kokosioulis	Foe-TEAS Co-co-SUE-liss
Waytt Klawiter	KLOW-ih-ter
Nick Leinenweber	Line-EN-Webber
Giovanni Potente	Poe-TENT-tay
Phil Saleh	SAL-ah
Anthony Tony-Itayah	EYE-Toy-yah
Nick Zakelj	Zah-KELL

### Roster Breakdown

By Class:			
Freshmen.....	15	Seniors.....	21
Sophomores.....	19	5-Yr Seniors.....	8
Juniors.....	27	Grad Students.....	2

## THE LAST TIME...

### Fordham

shut out an opponent .....	55-0 vs. Lock Haven, 8-30-12
shut out by an opponent .....	41-0 vs. Colgate, 11-3-18
was in a tie game .....	3-3 vs. Richmond, 10-21-95
scored 40 points .....	40-8 vs. Colgate, 4-3-21
scored 50 points .....	54-14, vs. Holy Cross, 11-12-16
scored 60 points .....	60-22 vs. Penn, 10-11-14
scored 70 points .....	83-21 vs. Elizabeth City State University, 9-10-16*
had an opponent score 40 points .....	45-14 at FAU, 9-18-21
had an opponent score 50 points .....	52-7 at Nebraska, 9-4-21
had an opponent score 60 points .....	64-6 at Army West Point, 9-1-17
had an opponent score 70 points .....	75-0 vs. Penn State, 10-11-47
did not commit a turnover .....	at Colgate, 11-9-19
played an overtime game .....	vs. Lehigh, 10-19-19 (30-27, 1OT, L)

### The Last Time a Fordham Player had ...

30 rushing attempts .....	by Zach Davis (34) vs. Lehigh, 10-19-19
40 rushing attempts .....	by Xavier Martin (40) vs. Georgetown, 11-15-08
a 60-yard run .....	by Chase Edmonds (75) vs. Lehigh, 10-24-15
an 80-yard run .....	by Carlton Koonce (92) at Columbia, 9-22-12
100 yards rushing .....	by Zach Davis (185) at Lehigh, 10-19-19
200 yards rushing .....	by D'Angelo Palladino (297) vs. Lehigh, 10-28-17
300 yards rushing .....	by Chase Edmonds (359) vs. Lafayette, 10-8-16*
three rushing touchdowns .....	by D'Angelo Palladino vs. Lehigh, 10-28-17
four rushing touchdowns .....	by Chase Edmonds vs. Holy Cross, 11-12-16
five rushing touchdowns .....	by Chase Edmonds at Lehigh, 10-25-14
<b>20 completions .....</b>	<b>by Tim DeMorat (27) vs. Monmouth, 9-11-21</b>
30 completions .....	by Tim DeMorat (32) at Bucknell, 4-10-21
<b>200 yards passing .....</b>	<b>by Tim DeMorat (208) at FAU, 9-18-21</b>
<b>300 yards passing .....</b>	<b>by Tim DeMorat (352) vs. Monmouth, 9-11-21</b>
400 yards passing .....	by Kevin Anderson (440) at Holy Cross, 3-27-21
500 yards passing .....	by Mike Nebrich (566)* vs. Penn, 10-11-14
<b>three touchdown passes .....</b>	<b>by Tim DeMorat vs. Monmouth, 9-11-21</b>
four touchdown passes .....	by Tim DeMorat vs. Bryant, 10-20-18
five touchdown passes .....	by Kevin Anderson at Bryant, 9-23-17
six touchdown passes .....	by Mike Nebrich vs. Penn, 10-11-14
10 or more receptions .....	by Dequece Carter (11) at Holy Cross, 3-27-21
100 yards receiving .....	by Dequece Carter (155) at Holy Cross, 3-27-21
200 yards receiving .....	by Tebucky Jones, Jr. (203) vs. Penn, 10-11-14
two 100-yard receivers .....	by Fotis Kokosioulis (149) and DeQuece Carter (111) at Bucknell, 4-10-21
three 100-yard receivers .....	by Jason Caldwell (128), David Moore (141) and Asa Lucas (105) at G'town, 11-21-09
three receiving touchdowns .....	by Brian Wetzel (3) at Colgate, 11-23-13
a 40-yard field goal .....	by Andrew Mevis (42) at Colgate, 11-9-19
a 50-yard field goal .....	by Andrew Mevis (54) at Holy Cross, 11-10-18
three field goals in a game .....	by Andrew Mevis at Bryant, 9-14-19
six or more extra points .....	by Andrew Mevis (6) at Ball State, 9-7-19
a two-point conversion .....	by Joe Pavlik (rush) at Army West Point, 9-4-15
a 50-yard punt .....	by Nick Leinenweber (50) vs. Colgate, 4-3-21
a 60-yard punt .....	by Andrew Mevis (68) vs. Lafayette, 10-27-18
a 70-yard punt .....	by Andrew Mevis (70) vs. Bryant, 10-20-18
<b>10 or more punts .....</b>	<b>by John O'Friel (12) at FAU, 9-18-21</b>
a fumble recovered for touchdown .....	by Ian Williams (0 yards) vs. Rhode Island, 9-13-14
a fumble returned for touchdown .....	by Noah Fitzgerald (9 yards) vs. Elizabeth City State, 9-10-16
a punt returned for touchdown .....	by Austin Longi (90)* vs. Bucknell, 11-18-17
a kickoff returned for touchdown .....	by Dylan Mabin (93) at Bryant, 9-23-17
a interception returned for touchdown .....	by Mike Courtney (49) at Bucknell, 4-10-21
a blocked punt returned for touchdown .....	blocked by Dave Scoblick, returned by Lance Peck (10) vs. Towson, 11-1-97
a safety recorded .....	vs. Colgate, 4-3-21 (Cook tackles QB in end zone)
a blocked punt .....	by Jestohn Moore at Georgetown, 10-12-19
a blocked field-goal attempt .....	by Glenn Cunningham at Holy Cross, 3-27-21
a blocked extra-point attempt .....	vs. Bryant, 10-20-18
a defensive extra point .....	by Jesse Bramble (87 yard return of PAT) at Georgetown, 10-21-17

\* - School Record

# 2020-21 FORDHAM STATS

## 2021 Fordham Football FORDHAM Overall Team Statistics (as of Sep 21, 2021) All games

Team Statistics	FORDHAM	OPP
SCORING	44	121
Points Per Game	14.7	40.3
Points Off Turnovers	7	42
FIRST DOWNS	45	94
Rushing	11	45
Passing	32	43
Penalty	2	6
RUSHING YARDAGE	275	775
Yards gained rushing	325	814
Yards lost rushing	50	39
Rushing Attempts	74	156
Average Per Rush	3.7	5.0
Average Per Game	91.7	258.3
TDs Rushing	0	11
PASSING YARDAGE	723	873
Comp-Att-Int	61-119-5	81-120-1
Average Per Pass	6.1	7.3
Average Per Catch	11.9	10.8
Average Per Game	241.0	291.0
TDs Passing	6	4
TOTAL OFFENSE	998	1648
Total Plays	193	276
Average Per Play	5.2	6.0
Average Per Game	332.7	549.3
KICK RETURNS: #-Yards	3-46	9-161
PUNT RETURNS: #-Yards	0-0	5-27
INT RETURNS: #-Yards	1-35	5-36
KICK RETURN AVERAGE	15.3	17.9
PUNT RETURN AVERAGE	0.0	5.4
INT RETURN AVERAGE	35.0	7.2
FUMBLES-LOST	2-2	9-5
PENALTIES-Yards	19-189	16-92
Average Per Game	63.0	30.7
PUNTS-Yards	22-776	9-378
Average Per Punt	35.3	42.0
Net punt average	34.0	42.0
KICKOFFS-Yards	10-558	22-1348
Average Per Kick	55.8	61.3
Net kick average	39.7	41.0
TIME OF POSSESSION/Game	23:50	36:10
3RD-DOWN Conversions	11/42	28/50
3rd-Down Pct	26%	56%
4TH-DOWN Conversions	1/5	5/7
4th-Down Pct	20%	71%
SACKS BY-Yards	1-2	5-25
MISC YARDS	0	0
TOUCHDOWNS SCORED	6	16
FIELD GOALS-ATTEMPTS	1-2	3-5
ON-SIDE KICKS	0-0	0-0
RED-ZONE SCORES	(4-5) 80%	(16-21) 76%
RED-ZONE TOUCHDOWNS	(3-5) 60%	(13-21) 62%
PAT-ATTEMPTS	(5-5) 100%	(16-16) 100%
ATTENDANCE	2684	103070
Games/Avg Per Game	1/2684	2/51535
Neutral Site Games		0/0

Score by Quarters	1st	2nd	3rd	4th	OT	Total
FORDHAM	0	24	6	14	0	44
Opponents	14	38	35	34	0	121

# 2020-21 FORDHAM STATS

## 2021 Fordham Football FORDHAM Overall Individual Statistics (as of Sep 21, 2021) All games

Rushing	gp	att	gain	loss	net	avg	td	lg	avg/g
Trey Wilson	3	35	144	19	125	3.6	0	30	41.7
Antonio Cortez Fera	3	11	62	4	58	5.3	0	35	19.3
Tim DeMorat	3	14	63	22	41	2.9	0	24	13.7
Zach Davis	1	6	37	0	37	6.2	0	22	37.0
Fotis Kokosioulis	3	7	19	4	15	2.1	0	6	5.0
TEAM	3	1	0	1	-1	-1.0	0	0	-0.3
Total	3	74	325	50	275	3.7	0	35	91.7
Opponents	3	156	814	39	775	5.0	11	31	258.3

Passing	gp	effic	comp-att-int	pct	yds	td	lg	avg/g
Tim DeMorat	3	110.76	60-118-5	50.8	725	6	48	241.7
Nick Leinenweber	3	83.20	1-1-0	100.0	-2	0	0	-0.7
Total	3	110.53	61-119-5	51.3	723	6	48	241.0
Opponents	3	137.94	81-120-1	67.5	873	4	35	291.0

Receiving	gp	no.	yds	avg	td	lg	avg/g
Hamze El-Zayat	3	16	111	6.9	0	19	37.0
DeQuece Carter	3	13	277	21.3	3	48	92.3
Fotis Kokosioulis	3	13	131	10.1	3	31	43.7
MJ Wright	3	6	106	17.7	0	34	35.3
Trey Wilson	3	6	35	5.8	0	11	11.7
Garrett Cody	3	5	60	12.0	0	16	20.0
Zach Davis	1	1	5	5.0	0	5	5.0
Anthony Diodato	3	1	-2	-2.0	0	0	-0.7
Total	3	61	723	11.9	6	48	241.0
Opponents	3	81	873	10.8	4	35	291.0

Punt Returns	no.	yds	avg	td	lg
Total	0	0	0.0	0	0
Opponents	5	27	5.4	0	14

Interceptions	no.	yds	avg	td	lg
James Conway	1	35	35.0	0	35
Total	1	35	35.0	0	35
Opponents	5	36	7.2	1	22

Kick Returns	no.	yds	avg	td	lg
Fotis Kokosioulis	3	46	15.3	0	20
Total	3	46	15.3	0	20
Opponents	9	161	17.9	0	47

Fumble Returns	no.	yds	avg	td	lg
Jesse Bramble	1	4	4.0	0	4
Total	1	4	4.0	0	4
Opponents	2	4	2.0	0	3

# 2021 FORDHAM STATS

## 2021 Fordham Football FORDHAM Overall Individual Statistics (as of Sep 21, 2021) All games

Scoring	td	fg	PAT				dxp	saf	pts
			kick	rush	rcv	pass			
Fotis Kokosioulis	3	-	-	-	-	-	-	-	18
DeQuece Carter	3	-	-	-	-	-	-	-	18
Nick Leinenweber	-	1-2	5-5	-	-	-	-	-	8
Tim DeMorat	-	-	-	-	-	0-1	-	-	0
Total	6	1-2	5-5	-	-	0-1	-	-	44
Opponents	16	3-5	16-16	-	-	-	-	-	121

Total Offense	g	plays	rush	pass	total	avg/g
Tim DeMorat	3	132	41	725	766	255.3
Trey Wilson	3	35	125	0	125	41.7
Antonio Cortez Feria	3	11	58	0	58	19.3
Zach Davis	1	6	37	0	37	37.0
Fotis Kokosioulis	3	7	15	0	15	5.0
TEAM	3	1	-1	0	-1	-0.3
Nick Leinenweber	3	1	0	-2	-2	-0.7
Total	3	193	275	723	998	332.7
Opponents	3	276	775	873	1648	549.3

Field Goals	fg	pct.	01-19	20-29	30-39	40-49	50-99	lg	blk
Nick Leinenweber	1-2	50.0	0-0	1-1	0-1	0-0	0-0	27	1

Punting	no.	yds	avg	lg	tb	fc	i20	50+	blk
John O'Friel	22	776	35.3	45	0	9	3	0	0
Total	22	776	35.3	45	0	9	3	0	0
Opponents	9	378	42.0	52	0	6	4	1	0

FG Sequence	FORDHAM	Opponents
Nebraska	39	(39)
Monmouth	(27)	37,(37)
Fla. Atlantic	-	33,(23)

Kickoffs	no.	yds	avg	tb	ob	retn	net	ydln
Brandon Peskin	10	558	55.8	0	0			
Total	10	558	55.8	0	0	17.9	39.7	25
Opponents	22	1348	61.3	16	0	15.3	41.0	24

Numbers in (parentheses) indicate field goal was made.

## 2021 Fordham Football FORDHAM Overall Individual Statistics (as of Sep 21, 2021) All games

All Purpose	g	rush	rcv	pr	kr	ir	total	avg/g
DeQuece Carter	3	0	277	0	0	0	277	92.3
Fotis Kokosioulis	3	15	131	0	46	0	192	64.0
Trey Wilson	3	125	35	0	0	0	160	53.3
Hamze El-Zayat	3	0	111	0	0	0	111	37.0
MJ Wright	3	0	106	0	0	0	106	35.3
Garrett Cody	3	0	60	0	0	0	60	20.0
Antonio Cortez F	3	58	0	0	0	0	58	19.3
Zach Davis	1	37	5	0	0	0	42	42.0
Tim DeMorat	3	41	0	0	0	0	41	13.7
James Conway	3	0	0	0	0	35	35	11.7
TEAM	3	-1	0	0	0	0	-1	-0.3
Anthony Diodato	3	0	-2	0	0	0	-2	-0.7
Total	3	275	723	0	46	35	1079	359.7
Opponents	3	775	873	27	161	36	1872	624.0

# 2021 FORDHAM STATS

## 2021 Fordham Football FORDHAM Overall Defensive Statistics (as of Sep 21, 2021) All games

#	Defensive Leaders	gp	Tackles			tfl/yds	Sacks	Pass defense			Fumbles		blkd	
			ua	a	tot		no-yds	int-yds	brup	qbh	rcv-yds	ff	kick	saf
47	Ryan Greenhagen	3	34	42	76	2.5-11	1.0-2	.	1	.	.	.	.	.
48	James Conway	3	15	13	28	.	.	1-35	1	.	1-0	.	.	.
6	Jesse Bramble	3	19	7	26	2.5-4	.	.	1	.	1-4	.	.	.
8	Anthony Tony-Itoyah	3	14	5	19	.	.	.	1	.	.	.	.	.
27	Mike Courtney	3	9	7	16	1.0-3	.	.	.	.	.	.	.	.
12	Natani Drati	3	10	5	15	0.5-2	.	.	.	.	.	1	.	.
98	Deondre Carter	3	3	10	13	0.5-1	.	.	.	1	.	.	.	.
14	Brandon Spencer	3	9	4	13	1.0-1	.	.	2	.	.	.	.	.
91	Anthony Diodato	3	1	12	13	0.5-2	.	.	1	2	.	.	.	.
24	Stephen Williams II	3	3	9	12	.	.	.	.	.	.	.	.	.
32	B.J. Ferguson	3	4	7	11	.	.	.	.	.	.	.	.	.
4D	Alfonzo Dixon IV	3	5	6	11	0.5-2	.	.	.	2	.	1	.	.
16	Jackson Barletta	2	2	7	9	.	.	.	.	.	.	.	.	.
34	Matt Jaworski	3	.	7	7	1.0-3	.	.	.	.	.	.	.	.
97	Richard Hofus	2	3	3	6	.	.	.	.	.	.	.	.	.
92	Cody Johnson	3	1	4	5	.	.	.	.	.	.	.	.	.
96	Elisha Armstrong	2	1	3	4	.	.	.	.	.	.	.	.	.
13	Nahil Perkins	2	2	2	4	.	.	.	1	.	.	.	.	.
42	Jack Low	2	.	2	2	.	.	.	.	.	.	.	.	.
94	Jason Walker	3	2	.	2	.	.	.	.	.	.	.	.	.
55	Gavin Watson	2	1	1	2	.	.	.	.	.	.	.	.	.
80	Danny Byrnes	1	.	2	2	.	.	.	.	.	.	.	.	.
45	Tristan Wright	1	.	1	1	.	.	.	.	.	.	.	.	.
18	Jaden Vazquez	1	.	1	1	0.5-2	.	.	.	.	.	.	.	.
99	Luke Simon	1	.	1	1	0.5-1	.	.	.	.	.	.	.	.
72	Lucas Portes	2	1	.	1	.	.	.	.	.	.	.	.	.
43	Tyler Cook	2	1	.	1	.	.	.	.	.	.	.	.	.
71	Phil Saleh	2	1	.	1	.	.	.	.	.	.	.	.	.
82	Fotis Kokosioulis	3	1	.	1	.	.	.	.	.	.	.	.	.
11	Sean Holland	3	1	.	1	.	.	.	.	.	.	.	.	.
35	Jed Denobile	1	.	1	1	.	.	.	.	.	.	.	.	.
23	MJ Wright	3	.	.	.	.	.	.	.	.	1-0	.	.	.
57	Tom Callahan	3	.	.	.	.	.	.	.	.	2-0	.	.	.
Total		3	143	162	305	11-32	1-2	1-35	8	5	5-4	2	.	.
Opponents		3	82	68	150	16-54	5-25	5-36	10	9	2-4	2	1	.

# 2021 FORDHAM SUPERLATIVES

## INDIVIDUAL

<b>Rushes:</b>	17	Trey Wilson vs. Monmouth
<b>Yards Rushing:</b>	75	Trey Wilson at Nebraska
<b>TD Rushes:</b>	0	
<b>Longest Rush:</b>	35	Cortez Feria at FAU
<b>Pass Attempts:</b>	49	Tim DeMorat vs. Monmouth
<b>Pass Completions:</b>	27	Tim DeMorat vs. Monmouth
<b>Yards Passing:</b>	353	Tim DeMorat vs. Monmouth
<b>TD Passes:</b>	3	Tim Demorat vs. Monmouth
<b>Long Pass:</b>	48	Tim DeMorat at FAU
<b>Receptions:</b>	8	Hamze El-Zayat vs. Monmouth
<b>Yards Receiving:</b>	111	Dequece Carter at FAU
<b>TD Receptions:</b>	2	Dequece Carter vs. Monmouth
<b>Long Reception:</b>	39	Dequece Carter vs. Monmouth
<b>Field Goals:</b>	1	Nick Leinenweber vs. Monmouth
<b>Punting Average:</b>	36.2	John O’Friel at Nebraska
<b>Long Punt:</b>	45	John O’Friel at FAU
<b>Long Punt Return:</b>	0	
<b>Long Kickoff Return:</b>	20	Fotis Kokosioulis vs. Monmouth
<b>Tackles:</b>	31	Ryan Greenhagen at Nebraska
<b>Sacks:</b>	1.0	Ryan Greenhagen at Nebraska
<b>TFL:</b>	1.0	Ryan Greenhagen vs. Monmouth
<b>Interceptions:</b>	1	James Conway vs. Monmouth

## TEAM GAME HIGHS

<b>Rushes:</b>	29	at FAU
<b>Yards Rushing (Net):</b>	137	at Nebraska
<b>Yards Per Rush:</b>	4.6	at Nebraska
<b>TD Rushes:</b>	0	
<b>Pass Attempts:</b>	49	vs. Monmouth
<b>Pass Completions:</b>	27	vs. Monmouth
<b>Yards Passing:</b>	353	vs. Monmouth
<b>Yards Per Completion:</b>	13.0	vs. Monmouth, at FAU
<b>TD Passes:</b>	3	vs. Monmouth
<b>Total Plays:</b>	77	vs. Monmouth
<b>Total Offense:</b>	469	vs. Monmouth
<b>Yards Per Play:</b>	6.1	vs. Monmouth
<b>Points:</b>	23	vs. Monmouth
<b>Sacks By:</b>	1	at Nebraska
<b>First Downs:</b>	25	vs. Monmouth
<b>Penalties:</b>	9	vs. Monmouth
<b>Penalty Yards:</b>	93	vs. Monmouth
<b>Turnovers:</b>	3	at Nebraska
<b>Interceptions By:</b>	1	vs. Monmouth

## OPPONENT INDIVIDUAL

<b>Rushes:</b>	31	Juwon Farri, Monmouth
<b>Yards Rushing:</b>	156	Juwon Farri, Monmouth
<b>TD Rushes:</b>	2	Adrian Martinez, Nebraska Sevion Morrison, Nebraska
<b>Longest Rush:</b>	31	Kelvin Dean, FAU
<b>Pass Attempts:</b>	44	Tony Muskett, Monmouth
<b>Pass Completions:</b>	30	Tony Muskett, Monmouth
<b>Yards Passing:</b>	278	N’Kosi Perry, FAU
<b>TD Passes:</b>	2	N’Kosi Perry, FAU
<b>Long Pass:</b>	35	Tony Muskett, Monmouth
<b>Receptions:</b>	10	LaJohntay Wester, FAU
<b>Yards Receiving:</b>	133	Samori Toure, Nebraska
<b>TD Receptions:</b>	1	Four players
<b>Long Reception:</b>	35	Gene Scott, Monmouth
<b>Field Goals:</b>	1	Aaron Shahriari, FAU Nick Null, Monmouth Connor Culp, Nebraska
<b>Punting Average:</b>	45.0	Ryan Kost, Monmouth
<b>Long Punt:</b>	52	Ryan Kost, Monmouth
<b>Long Punt Return:</b>	14	LaJohntay Wester, FAU
<b>Long Kickoff Return:</b>	47	D’Marcus Adams, FAU
<b>Tackles:</b>	10	Justin Terry, Monmouth
<b>Sacks:</b>	1.0	Five players
<b>TFL:</b>	1.5	E. Mauga-Clements, Nebraska
<b>Interceptions:</b>	2	Deonti Williams, Nebraska

## TEAM GAME HIGHS

<b>Rushes:</b>	65	Nebraska
<b>Yards Rushing:</b>	329	Nebraska
<b>Yards Per Rush:</b>	5.1	Nebraska
<b>TD Rushes:</b>	6	Nebraska
<b>Pass Attempts:</b>	46	FAU
<b>Pass Completions:</b>	30	Monmouth, FAU
<b>Yards Passing:</b>	304	Nebraska
<b>Yards Per Completion:</b>	14.5	Nebraska
<b>TD Passes:</b>	2	FAU
<b>Total Plays:</b>	95	Nebraska, FAU
<b>Total Offense:</b>	633	Nebraska
<b>Yards Per Play:</b>	6.7	Nebraska
<b>Points:</b>	52	Nebraska
<b>Sacks By:</b>	3	Monmouth
<b>First Downs:</b>	34	Nebraska
<b>Penalties:</b>	9	FAU
<b>Penalty Yards:</b>	52	FAU
<b>Turnovers:</b>	3	FAU
<b>Interceptions By:</b>	3	Nebraska