

2014 & 2019 Atlantic 10 Champions · 7 Postseason Berths in Last 10 Years (2 NCAA, 5 WNIT)



2021-22 Fordham Women's Basketball

Assistant Sports Information Director (Women's Basketball Contact): Ryan Uhlich

Email: ruhlich@fordham.edu | Office: 718-817-4241 | Cell: 201-873-6616 | Fax: 718-817-4244 | FordhamSports.com

2021-22 Fordham Schedule (4-3, 0-0 A-10)

NOVEMBER (4-3)

9	Quinnipiac	W, 79-71 (OT)
13	at NR/RV Seton Hall	W, 82-63
18	at RV/RV Notre Dame	L, 56-71
21	RV/RV Michigan State	W, 71-68
25	vs. #6/8 Baylor #	L, 45-68
26	vs. Houston #	W, 67-53
27	vs. Arizona State #	L, 43-58

DECEMBER (0-0)

2	Stony Brook	7 p.m.
5	Princeton	1 p.m.
8	Manhattan	7 p.m.
12	Lafayette	2 p.m.
19	Fairleigh Dickinson	2 p.m.
29	RV/RV Florida Gulf Coast	2 p.m.

JANUARY (0-0)

1	at Davidson *	1 p.m.
5	Saint Louis *	7 p.m.
9	Rhode Island **	12 p.m.
12	at George Mason *	7 p.m.
15	at VCU *	1 p.m.
19	George Washington *@	7 p.m.
23	at Dayton *&	12 p.m.
26	Saint Joseph's	7 p.m.
29	St. Bonaventure	2 p.m.

FEBRUARY (0-0)

5	at Duquesne *	2 p.m.
9	La Salle *	7 p.m.
13	at Rhode Island *	1 p.m.
16	at Massachusetts	7 p.m.
19	Dayton *	2 p.m.
23	at Richmond *	6 p.m.
26	Davidson *	2 p.m.

March (0-0)

2-6	Atlantic 10 Championship	TBA
-----	--------------------------	-----

* - Atlantic 10 game
 # - Cancun Challenge
 ^ - CBS Sports Network game
 @ - NBC Sports Network game
 & - ESPN game
 Home Games in Bold

Game 8

Bronx, N.Y. - Rose Hill Gymnasium



Fordham Rams (4-3, 0-0 A-10)

vs.

Stony Brook Seawolves (7-0, 0-0 AE)

Thursday, December 2, 2021 - 7 p.m.



NEWS AND NOTES

- Through three weeks of the 2021-22 season, the Rams already have had two Atlantic 10 Players of the Week. First it was Asiah Dingle after averaging 26.0 points, 9.5 rebounds, 5.0 steals, and 3.0 assists, while shooting 60.0% from the field and 75.0% from the line over wins against Quinnipiac and Seton Hall. The week after it was Kaitlyn Downey, who earned the honor for a third time in her career, after averaging 19.5 points at Notre Dame and against Michigan State, including a career-high-matching 24 points in the win over the Spartans. Downey added 5.0 rebounds, 2.0 steals, and 1.5 blocks, as well.

- For the first time in the Atlantic 10 era, Fordham had three different players on All-Conference teams in the Spring, featuring Anna DeWolfe as the Atlantic 10 Co-Player of the Year, plus a member of the First and All-Academic Teams, and WBCA All-America Honorable Mention. Kendell Heremaia was named to the Second Team and Kaitlyn Downey to the Third and All-Academic Teams. DeWolfe and Downey became the first Ram duo to earn All-Academic honors in the same year, with DeWolfe also garnering CoSIDA Academic All-District honors. Not to mention Asiah Dingle, who was named Second Team All-America East while at Stony Brook, too.

- Over 10-plus years under head coach Stephanie Gaitley, Fordham has won two Atlantic 10 championships (2014 and 2019), have seven 20-win seasons, two more than in the 40 years before her arrival, and seven of the program's 12 postseason berths all-time, including two trips to the NCAA Tournament and five appearances in the WNIT (2019-20 would've seen a sixth WNIT berth had the COVID-19 pandemic not ended the season abruptly). Gaitley, the winningest coach in Fordham women's basketball history, has a career 206-115 record in the Bronx, good for a .642 win percentage, second-highest all-time. She is also the longest-tenured head coach in program history, in her 11th year, three more than Kevin Morris (1993-2000).


- There is no mistaking the ideology of Gaitley's teams: defense, defense, defense. Her Rams have finished within the top-40 nationally in scoring defense in every season since her appointment and within the top-20 in seven of them, reaching an apex of ninth in 2018-19 with 54.4 points allowed per game, while the 2012-13 squad's average of 52.4 were the fewest allowed despite finishing 16th in the country. Though the 2008-09 team holds the single-season record of 47.9 points allowed, Gaitley's teams hold the other nine spots in the record book. The Rams finished 31st in the country with 57.4 points allowed per game last year after spending much of the campaign in the top-25. One illuminating stat to show their defensive dominance is the program's 84-7 record when holding an opponent under 50 points, something that's happened in 28.5% of games under Gaitley.

PROBABLE STARTERS



Anna DeWolfe
 #2 | 5'8 | G | Jr.

PPG	16.4
APG	2.4
SPG	1.3
FG%	.376
3FG%	.255
MPG	39.0



Asiah Dingle
 #3 | 5'4 | G | Sr.

PPG	15.4
RPG	7.1
APG	2.6
SPG	2.7
FG%	.404
MPG	34.4



Kendell Heremaia
 #20 | 5'9 | G | Gr.

PPG	10.9
RPG	5.1
APG	2.7
FG%	.379
3FG%	.310
MPG	29.1



Kaitlyn Downey
 #24 | 6'1 | F | Sr.

PPG	9.3
RPG	4.9
APG	2.3
FG%	.375
3FG%	.333
MPG	29.1



Megan Jonassen
 #43 | 6'0 | F | Sr.

PPG	4.3
RPG	4.8
OREB/G	2.8
FG%	.400
FT%	1.000
MPG	22.5

GAME COVERAGE

Watch: ESPN+
Andrew Bogusch
Andrew Posadas
Listen: WFUV (90.7 FM & wfuvsports.org)
N/A

Setting the Scene

The Rams (4-3) have returned from a week in Mexico at the Cancun Challenge to begin a six-game homestand throughout December this Thursday night against Stony Brook (7-0). Tip-off from the Rose Hill Gym is set for 7 p.m. on ESPN+ and WFUV.

Last Time Out

Fordham went 1-2 in Cancun. The Rams led #6/8 Baylor by four at halftime but ultimately fell to the two-time national champs. The next day, they defeated Houston by 13, before finishing play with a loss to Arizona State.

For the week, Anna DeWolfe led the way with 16.0 points, shooting 36.5% overall but 44.4% on her two-point attempts. DeWolfe led the team in rebounding in the Baylor and Arizona State games with seven. Asiah Dingle and Kendell Heremaia chipped in 9.7 and 9.0 points and 6.3 and 6.0 rebounds, respectively. Eight of Dingle's rebounds were on the offensive glass and the senior also led the way at the line by shooting 11-of-12. Megan Jonassen shot a team-high 44.4% from the floor with 4.0 boards, while Kaitlyn Downey led the way with 10 assists and four blocks.

Dingle All The Way

The 5'4 Boston native was a shoe-in for the year's first A-10 Player of the Week award, averaging 26.0 points, 9.5 rebounds, 5.0 steals, and 3.0 assists over 39.5 minutes of two exciting wins to begin the campaign. Through seven contests, she leads the team in rebounding, steals, and field-goal percentage, while also second in scoring and assists.

Triple D - DeWolfe, Dingle, Downey

Shut the front door! So far this season, the Fordham trio have been gnarly, righteous, dynamite, and, perhaps most importantly, the bomb-dot-com. DeWolfe is the reigning A-10 Co-Player of the Year and it's the other two who have won the year's first two A-10 Player of the Week awards. Combined, they make up 65.0% of the team's scoring on a combined 38.5% shooting overall. They are the real deal. For context, this entire blurb is related to Guy Fieri's Diners, Drive-Ins, and Dives.

Hungry Like DeWolfe

Last year's Atlantic 10 Co-Player of the Year, junior captain Anna DeWolfe became the third Ram to average over 20 points per game in program history, finishing with 20.8 for the season, which ranked 22nd in the country, one of seven underclassmen in the top-25. The Cumberland, Maine native was also 25th in the nation with 37.3 minutes played per game and 29th with 2.7 threes per game. DeWolfe is up to 894 points for her career with an average of 15.7 over her first 57 contests at Fordham, all starts, beginning with her first collegiate game against #16 Notre Dame at home in front of a sold out Rose Hill Gym where she nearly triple-doubled (10 points, 9 rebounds, 9 assists) in a close five-point loss to the Irish. DeWolfe was a three-time Rookie of the Week and All-Rookie selection that year while leading all freshmen in minutes played (1,152).

DeWolfe has struggled a bit with her percentages so far this campaign, shooting 37.6% overall, 25.5% from distance, and 69.2% from the line, but still leads the team in scoring with 16.4 per game and is second with nine steals and third with 17 assists. She is also playing 39.0 minutes per game, ranked fifth in the nation.

Up Next

The Rams host Princeton this Sunday, December 5, at 1 p.m.

Series History vs. Stony Brook

All-Time	7-3
at Fordham	1-2
at Stony Brook.....	5-1
Neutral Site.....	1-0
Last Meeting	W, 62-58
11/25/20 - Stony Brook, N.Y.	

THE UNIVERSITY

School.....	Fordham University
City/Zip	Bronx, N.Y., 10458
Founded.....	1841
Enrollment (Undergraduate).....	8,855
Nickname.....	Rams
School Colors	Maroon and White
Home Court (Capacity).....	Rose Hill Gym (3,200)
Affiliation.....	NCAA Div. I
Conference.....	Atlantic 10
President	Joseph McShane, S.J.
Alma Mater, Yr.....	Boston College '72
Director of Intercollegiate Athletics	Ed Kull
Athletic Dept. Phone	(718) 817-4300
Ticket Office Phone	(855) RAM-TIXS

WOMEN'S BASKETBALL COACHING STAFF

Head Coach.....	Stephanie V. Gaitley
Alma Mater/Year.....	Villanova '82
Record at School (years)	206-115 (11 years)
Overall Record (years)	670-385 (36 years)
Office Phone	(718) 817-4270
Assistant Coach.....	Candice Green
Assistant Coach.....	Anita Jennings
Assistant Coach.....	Lauren Holden
Director of Women's Basketball Operations.....	Allie Keller
Video Analyst	Paige Corkins
Director of Women's Basketball Administration	Liz Brown
Director of Player Development	TBD
Head Athletic Trainer.....	Erin Cameron
Assistant Athletic Trainer (WBB Trainer)	Allie Griffin
Asst. A.D. for Equip./Purchasing	Jean-Michel Royall
Asst. Academic Advisor.....	Thomas Campbell

TEAM INFORMATION

2020-21 Overall Record	12-6
2020-21 Atlantic 10 Record (Finish)	8-2 (2nd)
Postseason	WNIT
Lettermen Returning/Lost.....	11/3
Starters Returning/Lost.....	4/1
Newcomers	6

TEAM HISTORY

First Year of Women's Basketball	1970-71
Overall All-Time Record	654-761 (51 seasons)
Number of years in NCAA/Last	3/2019
Last NCAA Opponent.....	#12 Syracuse (3/23/19 - 1st Round)

SPORTS INFORMATION

Sports Information Director	Joe DiBari
SID Office Phone.....	(718) 817-4240
Cell Phone	(917) 539-5061
Email	dibari@fordham.edu
SID FAX.....	(718) 817-4244
Assistant SID (WBB)	Ryan Uhlich (WBB Contact)
Phone.....	(718) 817-4241
Cell Phone	(201) 873-6616
Email	ruhlich@fordham.edu
Press Row Phone Number	(718) 817-2736
Sports Hotline.....	(718) 817-2RAM
Homepage Address.....	www.fordhamsports.com
SID Mailing Address	441 East Fordham Road
.....	Bronx, NY 10458

When referring to Fordham women's sports, please only use the nickname RAMS.

Lady Rams, Ramettes, etc. are no longer the names of any Fordham Athletics team.

2021-22 Fordham Women's Basketball Roster

#	Name	Pos.	Cl.	Ht.	Hometown / High School (Previous School)
1	Matilda Flood	So.	G	5-9	Bathurst, Australia / Mackillop College
2	Anna DeWolfe *	Jr.	G	5-8	Cumberland, Maine / Greely
3	Asiah Dingle	Sr.	G	5-4	Boston, Mass. / Archbishop Williams (Stony Brook)
5	Catherine Polisano	Sr.	G	5-9	Ambler, Pa. / Germantown Academy
10	Millie Prior	Fr.	F	6-2	Sydney, Australia / Lake Ginninderra College
12	Edona Thaqi	Gr.	G	5-9	Stamford, Conn. / Westhill
13	Sarah Karpell	Jr.	G	5-7	Holmdel, N.J. / Saint John Vianney
14	Vilisi Tavui	R-Sr.	C	6-4	Nausori, Fiji / Lelean Memorial
20	Kendell Heremaia	Gr.	G	5-9	Whangarei, New Zealand / St. Peter's
21	Chloe Chaffin	R-Jr.	G	5-10	Kingston, N.Y. / Kingston
22	Lexie Tarul	Fr.	G	5-10	Bronx, N.Y. / St. John's Prep
23	Sophia Sabino	Fr.	G	5-9	Rumson, N.J. / Red Bank Catholic
24	Kaitlyn Downey *	Sr.	F	6-1	Hastings-on-Hudson, N.Y. / Maria Regina
30	Maranda Nyborg	So.	F	6-3	Bethel, Conn. / Bethel
33	Colleen McQuillen	Fr.	G	5-10	Cresskill, N.J. / Cresskill
40	Kate Deutsch	Jr.	F	5-11	Marlton, N.J. / Camden Catholic (Dickinson)
43	Megan Jonassen *	Sr.	F	6-0	Schwenksville, Pa. / Perkiomen Valley

* Team Captains

Coaching Staff

Head Coach: Stephanie V. Gaitley (Villanova '82, 11th Season)

Assistant Coach: Candice Green (Colgate '12, Third Season)

Assistant Coach: Anita Jennings (Saint Joseph's '95, Second Season)

Assistant Coach: Lauren Holden (Fordham '19, First Season)

Support Staff

Director of Basketball Operations: Allie Keller (Skidmore '15, Third Season)

Video Analyst: Paige Corkins (Concordia '17, First Season)

Director of WBB Administration: Liz Brown (Richmond '15, First Season)

Athletic Trainer: Allie Griffin (Virginia '11, Third Season)

Strength & Conditioning Coach: Josh Greer (Delaware '05, Seventh Season)

Pronunciation Guide

#2 Anna Duh-WOLF

#3 ASIA Dingle

#5 Catherine PAHL-eh-SAHN-oh

#12 EE-doan-uh Thacky

#13 Sarah Car-PELL

#14 Vill-EE-see Tah-VOO-ee

#20 Kendell Hair-uh-MY-uh

#21 Chloe CHAFE-in

#22 Lexi TAH-rull

#23 Sophia Suh-BEAN-oh

#30 Maranda NIGH-borg

#33 Colleen Mc-QWILL-inn

#40 Kate Doytch

#43 Megan JOHN-uh-sin

Stephanie GATE-lee

Roster By Location

New Jersey	4
New York	3
Australia	2
Connecticut	2
Pennsylvania	2
Maine	1
Massachusetts	1
Fiji	1
New Zealand	1

Roster By Class

Graduate (2):

Kendell Heremaia
Edona Thaqi

Senior (5):

Asiah Dingle
Kaitlyn Downey
Megan Jonassen
Catherine Polisano
Vilisi Tavui (RS)

Junior (4):

Chloe Chaffin (RS)
Kate Deutsch
Anna DeWolfe
Sarah Karpell

Sophomore (2):

Matilda Flood
Maranda Nyborg

Freshman (4):

Colleen McQuillen
Millie Prior
Sophia Sabino
Lexie Tarul

Gaitley's "Most Challenging" Nonconference Schedule Yet

Fordham women's basketball head coach Stephanie Gaitley has called this year's nonconference slate her "most challenging" of any of her teams in her career. The season has begun with a win over the predicted MAAC champions, Quinnipiac, a road win over predicted third place Big East finisher, Seton Hall, and a home win over RV/RV Michigan State, one of six opponents either ranked in at least one national preseason poll or receiving votes: Seton Hall and Houston received votes in the coaches poll, Notre Dame, Michigan State, and Florida Gulf Coast received votes in both, and Baylor was #7/8 to begin the year. Notre Dame and Baylor are former multi-time NCAA champions, as well. Not to mention PAC-12 contenders Arizona State, last year's America East champions, Stony Brook, and a Princeton team that, although hasn't played a game in two years, was the most recent Ivy League champions with a 26-1 overall record in 2019-20.

Kene 1k

The New Zealand international struggled with her shot in the season opener, scoring just five points but Heremaia shook that off and then some at Seton Hall, canning her first two three-point attempts and riding that wave all the way through the game, finishing with 29 points to match her career-high while shooting 8-of-11 from distance. Her 1,000th point came in the fourth quarter after hitting two consecutive triples following time off the court due to a mild injury. Heremaia has since ascended to 20th all-time with 1,050 career points.

Chairwomen of the Boards

Fordham was beastly on the boards last year, averaging 38.4 per contest and with the 22nd-highest rebounding margin in the country (7.6), holding opponents to just 30.8 boards. The Rams grabbed 213-of-691 rebounds on the offensive glass, or 30.8%, and had six players with at least 17 offensive boards. Downey was 35th in the country with 10.2 rebounds per game and 11th overall with 8.5 defensive boards per game, while Jonassen was 20th with 3.9 o-boards per game. Jonassen (186-of-329) has more offensive boards in her career than defensive.

It's early going in 2021-22, obviously, but through four games, Fordham is averaging 34.5 boards per game with a whopping 57 offensive rebounds out of 138 (41.3%). Millie Prior has 13 o-boards already, while Megan Jonassen has 12 and Asiah Dingle has 11. Kaitlyn Downey and Maranda Nyborg each have six. Prior, Jonassen, and Nyborg all have more offensive rebounds than defensive.

Lucky Number Seven

Graduate student Kendell Heremaia has racked up 1,050 points, 668 rebounds, 274 assists, and 118 steals during her Fordham career to-date. Only six other Rams have reached the 800-point, 500-rebound, 200-assist, 100-steal plateaus, most recently Samantha Clark ('16), but also featuring Becky Peters ('12) and Abigail Corning ('14) that have played under Coach Gaitley. Among that group, Heremaia has the second-fewest points but the second-most assists and the third-most rebounds.

Kene From Distance

Heremaia's blistering 8-of-11 long-range performance at Seton Hall was nearly record-setting, finishing in a tie for second-most in a single game with Hannah Missry ('17), however the eight makes pushed the graduate student into seventh all-time at Fordham, where she currently remains with 183 for her career. Suzanne Maguire ('97) is next with 200.

Two Awesome Debuts

Against Quinnipiac, two Rams made their Fordham debuts in the starting lineup - Asiah Dingle's 34 points were tied for seventh-most all-time in a single game, her six steals were tied for third, just as her 13 free throw-attempts were, and her 11 makes from the line were tied for fifth all-time. At the Rose Hill Gym, those numbers move up to fifth, second, fourth, and second, respectively.

Meanwhile, freshman Millie Prior was thrust into the starting lineup with Megan Jonassen dealing with an illness and looked like she'd been starting for years. The Australian international played 32 minutes and hauled in nine offensive rebounds, fittingly grabbing her only defensive rebound towards the end of overtime on a Quinnipiac miss.

3 and D

Stephanie Gaitley's Rams have dominated the all-time top-10 for scoring defense, holding nine of the 10 spots with the 2008-09 squad holding the record with just 47.9 points allowed per game. Fordham was 31st nationally last season with 57.4 points allowed per game. Gaitley's Rams have held opponents under 50 points 91 times in 321 games (28.3%) and hold an 84-7 record in those contests.

Similarly, Gaitley's Rams are all over the top-10 for three-pointers made. In fact, they hold every spot in the top-seven, with the 2018-19 squad breaking the 2013-14 title-winning Rams' record by 23 (267 total). They also set the record for attempts with a whopping 826. Last year's team was on pace to finish sixth, shooting 36.8% as a group before the WNIT, but poor shooting in the final two games dropped them to 11th in program history at 35.0%.

Tale of the Tape

72.7	Points Per Game	63.3
57.9	Points Allowed Per Game	64.6
+14.8	Scoring Margin	-1.3
.435	Field Goal Percentage	.382
52-122	Three-Point Field Goals	41-146
.426	Three-Point Field Goal Pct.	.281
93-125	Free Throws	66-84
.744	Free Throw Percentage	.786
41.7	Rebounds Per Game	34.1
+7.1	Rebounding Margin	-1.0
15.4	Assists Per Game	12.7
16.0	Turnovers Per Game	15.3
6.7	Steals Per Game	7.1
2.7	Blocks Per Game	2.3

Nationally Speaking

It's early days this season but it's never TOO early to take a look at where Fordham stands among its Division I peers. Still, the Rams are 19th in free-throw percentage (.786), 62nd in three-point attempts (146), and 94th in makes (41). Fordham is also 103rd in turnovers per game (15.3), 108th in turnover margin (2.57), and 104th in assists (89).

At the individual level, Anna DeWolfe is fifth in the nation in minutes played per game (39.0) and sixth in total minutes (273) and is also sixth in field-goal attempts (125) and 26th in makes (47). Asiah Dingle is 25th in steals (19) and 56th with 2.71 steals per game. The pair are 110th and 148th, respectively, in points per game. Again, it's early.

Deeper Dive Into Games Won

In 12 wins last year, the Rams outscored opponents 62.7-49.5, a whopping 13.2-point disparity. Fordham shot 42.4% from the floor as a group and 38.7% from behind the arc, while holding opponents to marks of 35.1% and 26.3%, respectively. On the glass, Fordham had a 37.4-28.3 advantage. Anna DeWolfe led the way with 22.3 points on 45.1% shooting overall and 41.3% from downtown, with a team-high 40 assists and 17 steals. Kendell Heremaia and Kaitlyn Downey combined for 24.2 points, 18.6 rebounds, 70 assists, 28 steals, and 17 blocks, while Megan Jonassen and Katie McLoughlin chipped in a combined 9.2 points and 8.8 rebounds. Downey was especially impressive with a near-double-double of 9.8-point, 10.8-rebound with 13 blocks and 14 steals. Four Rams shot 39.0% or better from distance.

Preseason Poll

Fordham has been predicted to finish third in the annual Atlantic 10 preseason coaches poll, totaling 163 points among the 14 head coaches, just behind Dayton (193) and Rhode Island (174). The Rams return four of their five starters and 91% of their scoring from a year ago, while adding senior transfer Asiah Dingle and Australian U19 international Millie Prior. Anna DeWolfe, the reigning Co-Player of the Year, was selected to the preseason All-Conference First Team, while Kendell Heremaia was named to the Second Team.

This Is Our House

Since Gaitley took over before the 2011-12 season, the Rams hold a 122-33 (78.7%) record at home across 155 contests. Over the last four-plus seasons, the Rams are 66-12 in the Rose Hill Gym, including a 34-6 mark in conference play and three straight Holiday Classic crowns. Fordham is currently riding seven straight wins in the Bronx.

60 is the Magic Number?

Fordham is 72-11 over its last five seasons when scoring 60 points or more, including an 8-3 mark last year and 4-0 record to begin this season.

Defense, Defense, Defense

No stat better represents the Gaitley-infused defense than Fordham's 84-7 record when holding opponents under 50 points during her tenure. The Rams currently have 13 straight wins in such games.

2020-21 Season Review

Fordham finished with a 12-6 overall record and 8-2 in league play, earning the #2 seed at the A-10 Championship and a double-bye. However, the Rams' season was put on hold for over three weeks in February due to state and university COVID-19 protocols that resulted in just one "nonconference" tune-up at George Washington before postseason play, where Fordham fell in the A-10 quarterfinals and then in its two WNIT games. Still, the Rams earned their seventh postseason berth in 10 years under Coach Gaitley (would've been eight had the 2019-20 season not been cut short) and saw the program's third-ever conference Player of the Year in sophomore Anna DeWolfe, garnering the program's second WBCA All-America Honorable Mention honor, as well. Kendell Heremaia (Second Team) and Kaitlyn Downey (Third Team) became the first Fordham trio in the A-10 era to earn All-Conference honors.

Rams in the Pros

G'mrice Davis ('18) and Mary Goulding ('19) are the two former Rams who graduated and currently play overseas. Davis currently plays in Turkey for Antalya 07 where she is nearly averaging a double-double. Previously, Davis played in Poland, Australia, Israel, and Greece, while appearing in two summer camps with the WNBA's Minnesota Lynx. Goulding signed her first pro contract with Sweden's IK Eos before moving to Australia and playing with the Rockland Cyclones and most recently the Bendigo Spirit, the latter of which she played on with Davis for a spell.

1,000 Games

Head coach Stephanie Gaitley, the program's winningest coach, coached her 1,000th game at Columbia on November 10, 2019. She has amassed a 670-385 career record over 36 seasons at five schools, including a 206-115 record over 10-plus seasons at Fordham. Those wins rank 31st all-time among Division I coaches and 13th among active coaches. She has the most win among active A-10 coaches, becoming the second coach to reach 200 A-10 victories with the win over George Mason last New Years Day.

Coach Gaitley Milestones

The 56-53 win over Rhode Island on February 7, 2021 was Gaitley's 200th victory in her Fordham career. She has coached in over 1,000 career games over 35 years and is 31st in Division I history in career wins, including 14th among active coaches.

Other milestone Fordham victories for Coach Gaitley include:

- First win: at home against Cleveland State, 52-43, on 11/16/11
- 50th win: at home against Saint Louis, 74-52, on 1/2/14
- 63rd win (to win her first A-10 title at Fordham): vs. Dayton, 63-51, on 3/9/14, in Richmond, Va.
- 100th win: vs. Little Rock, 65-43, at home in the opening round of the preseason WNIT, on 11/19/16
- 116th win (to become the program's leader in wins): home vs. Massachusetts, 74-43, on 2/11/17
- 166th win (to clinch the program's first A-10 regular season title): at Saint Joseph's, 51-41, on 3/2/19
- 169th win (to win her second A-10 title at Fordham): vs. VCU, 62-47, on 3/10/19, in Pittsburgh, Pa.
- 200th win: at home vs. Rhode Island, 56-53, on 2/7/21

Gaitley Gets Career Win Number 600

Stephanie Gaitley got her first career win against Siena on December 28, 1985. She got her 500th career victory while at Fordham, against Temple on March 10, 2013, in the Atlantic 10 Championship semifinals in Philadelphia and number 600 with a 72-48 win over St. Bonaventure on her birthday, January 25, 2018. After stops at Richmond, Saint Joseph's, LIU Brooklyn, Monmouth, and now in the Bronx, the Ocean City, N.J. native can claim what less than 75 coaches all-time can: 600 career wins. She currently holds a 670-385 all-time record. She became the program's all-time winningest coach in 2016, against UMass, and has a 206-115 record with the Rams. While with three different schools in the A-10 over her career, she also has the second-most conference wins, 205, behind George Washington's Joe McKeown record by just 33.

Career Milestone Watch

- Anna DeWolfe is 6 points away from 900
- Anna DeWolfe is 36 steals away from 100
- Anna DeWolfe is 9 assists away from 150
- Kaitlyn Downey is 30 points away from 800
- Kaitlyn Downey is 24 rebounds away from 550
- Kaitlyn Downey is 25 field goals away from 300
- Kaitlyn Downey is 9 appearances away from 100
- Kaitlyn Downey is 15 starts away from 100
- Kendell Heremaia is 50 points away from 1,100
- Kendell Heremaia is 15 field goals away from 400
- Kendell Heremaia is 17 three-pointers away from 200
- Kendell Heremaia is 3 starts away from 100
- Kendell Heremaia is 1 appearance away from 125
- Kendell Heremaia is 26 assists away from 300
- Kendell Heremaia is 32 rebounds away from 700
- Megan Jonassen is 10 points away from 300
- Megan Jonassen is 47 rebounds away from 400
- Megan Jonassen is 12 appearances away from 100

2021-22 Atlantic 10 Standings (11/30)

Team	A-10	Overall
Rhode Island	0-0	7-1
Massachusetts	0-0	7-1
St. Bonaventure	0-0	5-1
Davidson	0-0	5-2
Dayton	0-0	4-2
George Mason	0-0	5-3
VCU	0-0	3-2
Fordham	0-0	4-3
George Washington	0-0	4-3
La Salle	0-0	3-3
Richmond	0-0	3-3
Duquesne	0-0	3-4
Saint Louis	0-0	1-5
Saint Joseph's	0-0	1-6

Atlantic 10 Preseason Coaches' Poll

(first place votes)

1. Dayton (11)
2. Rhode Island (2)
3. Fordham
4. Saint Louis
- VCU (1)
6. Massachusetts
7. Richmond
8. La Salle
9. Duquesne
10. Saint Joseph's
11. Davidson
12. George Washington
13. St. Bonaventure
14. George Mason

Fordham's 2021-22 Record When...

Playing Conference Games	0-0
Playing Non-Conference Games	4-3
At Home	2-0
On the Road	1-1
At Neutral Sites	1-2
Playing Day Games	3-2
Playing Night Games	1-1
Scoring 49 Points or Less	0-2
Scoring 50-59 Points	0-1
Scoring 60-69 Points	1-0
Scoring 70-79 Points	2-0
Scoring 80 or More Points	1-0
Allowing 49 Points or Less	0-0
Allowing 50-59 Points	1-1
Allowing 60-69 Points	2-1
Allowing 70 points or more	1-1
Leading at the Half	2-1
Trailing at the Half	2-2
Tied at the Half	0-0
Overtime Games	1-0
Outrebound Opponent	4-0
Outrebounded by Opponent	0-3
Rebounds Tied	0-0
Commit Fewer Turnovers	4-2
Commit More Turnovers	0-1
Turnovers Tied	0-0
Shoot Better than Opponent	2-0
Shoot Worse than Opponent	2-3
Hit More Free Throws than Opponent	3-0
Hit Less Free Throws than Opponent	1-3
Free Throws Tied	0-0
On Sunday	1-0
On Monday	0-0
On Tuesday	1-0
On Wednesday	0-0
On Thursday	0-2
On Friday	1-0
On Saturday	1-1

2021-22 Record by Starting Lineup

Starters	Record
DeWolfe, Dingle, Downey, Heremaia, Jonassen	3-3
DeWolfe, Dingle, Downey, Heremaia, Prior	1-0

2021-22 Game-by-Game Starters

Opponent	Starters	Result
Quinnipiac	DeWolfe, Dingle, Downey, Heremaia, Prior	W, 79-71 (OT)
at NR/RV Seton Hall	DeWolfe, Dingle, Downey, Heremaia, Jonassen	W, 82-63
at RV/RV Notre Dame	DeWolfe, Dingle, Downey, Heremaia, Jonassen	L, 56-71
RV/RV Michigan State	DeWolfe, Dingle, Downey, Heremaia, Jonassen	W, 71-68
vs. #6/8 Baylor	DeWolfe, Dingle, Downey, Heremaia, Jonassen	L, 45-68
vs. Houston	DeWolfe, Dingle, Downey, Heremaia, Jonassen	W, 67-53
vs. Arizona State	DeWolfe, Dingle, Downey, Heremaia, Jonassen	L, 45-58

By The Numbers

Double-Doubles	17-18	18-19	19-20	20-21	21-22	Streak	Total
Kaitlyn Downey	--	1	2	7	1		11
Kendell Heremaia	--	1	6	3	1		11
Megan Jonassen	--	1	--	1	--		2
Asiah Dingle	--	--	--	--	2		2
10+ Points	17-18	18-19	19-20	20-21	21-22	Streak	Total
Kendell Heremaia	2	11	20	12	3		48
Anna DeWolfe	--	--	23	17	7	8	47
Kaitlyn Downey	--	9	16	11	3		39
Megan Jonassen	--	2	1	3	--		6
Asiah Dingle	--	--	--	--	6	2	6
Maranda Nyborg	--	--	--	1	--		1
20+ Points	17-18	18-19	19-20	20-21	21-22	Streak	Total
Anna DeWolfe	--	--	1	11	2	1	14
Kendell Heremaia	--	--	3	3	1		7
Kaitlyn Downey	--	--	1	1	1		3
Asiah Dingle	--	--	--	--	1		1
30+ Points	17-18	18-19	19-20	20-21	21-22	Streak	Total
Anna DeWolfe	--	--	--	1	--		1
Asiah Dingle	--	--	--	--	1		1
10+ Rebounds	17-18	18-19	19-20	20-21	21-22	Streak	Total
Kaitlyn Downey	--	1	4	9	1		15
Kendell Heremaia	--	2	9	3	1		15
Megan Jonassen	--	1	--	3	1		5
Asiah Dingle	--	--	--	--	2		2
Millie Prior	--	--	--	--	1		1
6+ Assists	17-18	18-19	19-20	20-21	21-22	Streak	Total
Kendell Heremaia	--	2	4	2	--		8
Kaitlyn Downey	--	--	1	2	--		3
Anna DeWolfe	--	--	1	--	--		1
4+ Steals	17-18	18-19	19-20	20-21	21-22	Streak	Total
Asiah Dingle	--	--	--	--	3		3
Kendell Heremaia	--	1	2	--	--		3
Anna DeWolfe	--	--	--	1	1		2
Kaitlyn Downey	--	--	2	--	--		2
3+ Blocks	17-18	18-19	19-20	20-21	21-22	Streak	Total
Kaitlyn Downey	--	--	1	1	2		4
Kendell Heremaia	--	--	2	--	--		2
Megan Jonassen	--	1	--	1	--		2
30+ Minutes	17-18	18-19	19-20	20-21	21-22	Streak	Total
Anna DeWolfe	--	--	30	17	7	7	54
Kendell Heremaia	1	13	20	11	3		48
Kaitlyn Downey	--	4	14	12	3		33
Sarah Karpell	--	--	22	7	--		29
Megan Jonassen	--	1	--	6	1		8
Asiah Dingle	--	--	--	--	6	3	6
Millie Prior	--	--	--	--	1		1
40+ Minutes	17-18	18-19	19-20	20-21	21-22	Streak	Total
Anna DeWolfe	--	--	8	5	3	1	16
Sarah Karpell	--	--	1	1	--		2
Asiah Dingle	--	--	--	--	1		1
Led in Scoring	17-18	18-19	19-20	20-21	21-22	Streak	Total
Anna DeWolfe	--	--	2	14	3	2	19
Kendell Heremaia	--	--	7	2	2		11
Kaitlyn Downey	--	2	1	1	2		6
Megan Jonassen	--	--	--	2	--		2
Asiah Dingle	--	--	--	--	1		1
Led in Rebounding	17-18	18-19	19-20	20-21	21-22	Streak	Total
Kendell Heremaia	--	4	15	7	1		27
Kaitlyn Downey	--	2	8	9	1		20
Megan Jonassen	--	--	2	4	1		7
Anna DeWolfe	--	--	1	--	2	1	3
Asiah Dingle	--	--	--	--	3		3
Matilda Flood	--	--	--	1	--		1
Millie Prior	--	--	--	--	1		1
Led in Assists	17-18	18-19	19-20	20-21	21-22	Streak	Total
Kendell Heremaia	3	9	13	7	3		35
Kaitlyn Downey	--	2	7	9	2		20
Anna DeWolfe	--	--	9	6	3		18
Sarah Karpell	--	--	9	2	--		11
Asiah Dingle	--	--	--	--	3	1	3
Megan Jonassen	--	--	1	1	--		2
Led in Steals	17-18	18-19	19-20	20-21	21-22	Streak	Total
Kendell Heremaia	5	5	13	7	--		30
Kaitlyn Downey	--	6	8	7	1		22
Anna DeWolfe	--	--	6	8	1		15
Megan Jonassen	--	1	2	2	--		5
Sarah Karpell	--	--	3	1	--		4
Asiah Dingle	--	--	--	--	5	2	5
Matilda Flood	--	--	--	2	1	1	3
Maranda Nyborg	--	--	--	--	1	1	1
Catherine Polisano	--	--	--	1	--		1
Led in Blocks	17-18	18-19	19-20	20-21	21-22	Streak	Total
Kaitlyn Downey	--	3	15	8	4		30
Kendell Heremaia	3	4	11	2	2		22
Megan Jonassen	--	3	3	3	1		10
Matilda Flood	--	--	--	4	--		4
Maranda Nyborg	--	--	--	3	2		5
Sarah Karpell	--	--	2	--	--		2
Anna DeWolfe	--	--	1	--	--		1
Catherine Polisano	--	1	--	--	--		1
Millie Prior	--	--	--	--	2		2
Vilisi Tavui	--	--	1	--	--		1

The Last Time...

Last Time Fordham... (Bold - accomplished this season)**Scored 70-79 points****Scored 80-89 points**

Scored 90-99 points

Scored at least 100 points

Allowed fewer than 40 points

Allowed 41-50 points

Shot 50% or better from the field (min. 20 makes)

Shot 60% or better from the field (min. 20 makes)

Made at least 30 field goals

Shot better than 90% from the FT line (min. 10 makes)

Made 25-29 free throws

Made at least 30 free throws

Shot 50% or better from 3 (min. 15 attempts)

Shot 60% or better from 3 (min. 15 attempts)

Made at least 10 3-pointers

Registered at least 50 rebounds

Registered at least 20 assists

Registered at least 15 steals

Registered at least 10 blocks

Registered 10 or fewer turnovers

Last time a Fordham player...**Scored 20-24 points****Scored 25-29 points****Scored 30-34 points**

Scored 35-39 points

Scored at least 40 points

Made at least 10 field goals

Made at least 15 field goals

Shot at least 90% from the field (min. 10 att.)

Shot between 80-89% from the field (min. 10 att.)

Shot between 70-79% from the field (min. 10 att.)

Shot at least 90% from the FT line (min. 10 att.)

Made at least 10 free throws**Shot over 60% from 3-point line (min. 5 att.)****Made at least six 3-pointers****Registered a double-double**

Registered a triple-double

Registered 15-19 rebounds

Registered 20-24 rebounds

Registered at least 25 rebounds

Registered at least 10 assists

Registered at least 5 steals

Registered at least 5 blocks

Registered at least 10 blocks

71, vs. Michigan State (11/21/21)

80, at Seton Hall (11/13/21)

96, vs. Niagara (12/22/16)

100, vs. St. Francis (NY) (12/5/92)

36, vs. Saint Joseph's (2/12/21)

43, at George Washington (3/4/21)

.532, vs. Hofstra (12/18/20)

.612, vs. Richmond (1/11/14)

31, at Seton Hall (11/13/21)

.909 (10-11), vs. Albany (12/22/20)

28, vs. Iona (12/9/09)

37, vs. Yale (12/7/06)

.524 (11-21), at Rhode Island (1/8/21)

.750 (12-16), at Iona (12/10/08)

13, vs. St. Bonaventure (1/22/21)

54, at Manhattan (12/5/19)

20, at Saint Louis (1/17/21)

15, vs. Quinnipiac (11/9/21)

10, vs. St. Bonaventure (1/30/04)

9, at Saint Louis (1/17/21)

20, Anna DeWolfe vs. Arizona State (11/27/21)

29, Kendell Heremaia at Seton Hall (11/13/21)

34, Asiah Dingle vs. Quinnipiac (11/9/21)

37, Bre Cavanaugh at Saint Louis (1/31/18)

40, Jeanine Radice vs. Drexel (12/5/87)

11, Anna DeWolfe vs. Michigan State (11/21/21)

17, Cecelia Wanker vs. New York Tech (2/12/82)

.917 (11-12), Tiffany Stokes vs. Albany (11/13/09)

.800 (8-10), Kaitlyn Downey at Charlotte (11/24/19)

.700 (7-10), Kendell Heremaia at George Washington (3/4/21)

1.000 (10-10), Bre Cavanaugh vs. Duquesne (3/7/20)

11, Asiah Dingle vs. Quinnipiac (11/9/21)**.727 (8-11), Kendell Heremaia at Seton Hall (11/13/21)****8, Kendell Heremaia at Seton Hall (11/13/21)****15 points, 10 rebounds, Asiah Dingle vs. Houston (11/26/21)**

11 points, 11 assists, and 10 rebounds, Erin Rooney at VCU (1/15/14)

18, Kaitlyn Downey vs. George Washington (1/3/21)

20, Kaitlyn Downey at Stony Brook (11/25/20)

25, Anne Gregory at Brooklyn (2/13/78)

11, Erin Rooney at VCU (1/15/14)

6, Asiah Dingle and 5, Anna DeWolfe vs. Quinnipiac (11/9/21)

6, Samantha Clark vs. George Mason (1/13/16)

10, Kelly Roche vs. Navy (2/1/92)

Fordham in the National Rankings (11/30)

Statistic	National Rank	Conference Rank	Value	National Leader	Value	Conference Leader	Value
Assist Turnover Ratio (348 ranked)	163	6	0.83	Kentucky	1.67	Massachusetts	1.08
Assists (348 ranked)	104	7	89	Michigan St.	163	Massachusetts	118
Assists Per Game (348 ranked)	194	6	12.7	Oklahoma	20.7	La Salle	16.5
Blocked Shots (348 ranked)	200	13	16	South Carolina	61	Richmond	50
Blocked Shots Per Game (348 ranked)	259	13	2.3	Georgia	8.5	Richmond	8.3
Defensive Rebounds per Game (30 ranked)				Nebraska	36.3	Rhode Island	31.0
Fewest Fouls (345 ranked)	283	10	122	IUPUI	35	Saint Louis	78
Fewest Turnovers (348 ranked)	220	7	107	Southern Ill.	26	VCU	71
Field-Goal Percentage (348 ranked)	237	7	38.2	UConn	53.0	Rhode Island	46.4
Field-Goal Percentage Defense (348 ranked)	279	14	42.9	Coastal Carolina	28.2	Rhode Island	33.5
Free Throw Attempts (348 ranked)	232	9	84	Arkansas St.	193	Rhode Island	183
Free Throws Made (348 ranked)	181	9	66	Arkansas St.	137	Rhode Island	123
Free-Throw Percentage (348 ranked)	19	1	78.6	Southern Ill.	90.0	Fordham	78.6
Offensive Rebounds per Game (28 ranked)				Texas	18.6	La Salle	16.3
Personal Fouls Per Game (348 ranked)	189	10	17.4	Wyoming	10.0	Saint Louis	13.0
Rebound Margin (348 ranked)	213	12	-1.0	Coastal Carolina	18.3	Massachusetts	11.8
Rebounds (348 ranked)	140	9	239	Minnesota	358	Massachusetts	345
Rebounds Per Game (348 ranked)	282	13	34.14	Troy	50.00	Massachusetts	43.12
Scoring Defense (348 ranked)	208	10	64.6	Coastal Carolina	41.7	Rhode Island	51.2
Scoring Margin (348 ranked)	223	9	-1.3	Ohio St.	36.0	Rhode Island	22.8
Scoring Offense (348 ranked)	207	7	63.3	Ohio St.	89.4	Massachusetts	76.4
Steals (348 ranked)	156	7	50	SFA	113	Rhode Island	67
Steals Per Game (348 ranked)	241	6	7.1	Grand Canyon	17.8	VCU	10.4
Three Pt FG Defense (348 ranked)	332	14	38.5	IUPUI	14.9	VCU	17.3
Three-Point Field Goals Attempted (147 ranked)	62	6	146	FGCU	241	La Salle	193
Three-Point Field Goals Made (348 ranked)	94	7	41	Iowa St.	87	Rhode Island	61
Three-Point Field Goals Per Game (348 ranked)	167	9	5.9	Iowa St.	12.4	La Salle	9.5
Three-Point Field-Goal Percentage (348 ranked)	234	9	28.1	Texas A&M	44.7	Rhode Island	40.7
Turnover Margin (348 ranked)	108	1	2.57	Texas	13.80	Fordham	2.57
Turnovers Forced (348 ranked)	144	2	17.86	Grand Canyon	29.40	La Salle	18.67
Turnovers Per Game (348 ranked)	103	5	15.3	Colorado St.	9.7	Dayton	12.8
Won-Lost Percentage (326 ranked)	155	8	57.1	23 teams tied	100.0	Massachusetts	87.5
						Rhode Island	87.5

Fordham's 2021-22 Atlantic 10 Rankings

INDIVIDUAL	Rank (Avg)	INDIVIDUAL (Cont.)	Rank (Avg)
Scoring		Blocks/Game	
Asiah Dingle	1st (19.8)	Kaitlyn Downey	T-11th (1.0)
Anna DeWolfe	T-4th (16.8)		
Kaitlyn Downey	17th (13.3)	Minutes/Game	
		Anna DeWolfe	1st (39.3)
Rebounds/Game		Asiah Dingle	5th (35.5)
Asiah Dingle	7th (7.8)	Kendell Heremaia	T-18th (32.0)
Kaitlyn Downey	T-15th (6.5)		
Offensive Rebounds/Game		TEAM	Rank (Avg.)
Megan Jonassen	3rd (4.0)	Scoring Offense	3rd (72.0)
Asiah Dingle	T-7th (2.8)	Scoring Defense	T-13th (68.3)
Field Goal Percentage		Field Goal %	6th (.397)
Asiah Dingle	13th (.475)	Field Goal % Defense	14th (.463)
Free Throw Percentage		3-Point Field Goals/Game	6th (6.5)
Asiah Dingle	T-14th (.833)	3-Point Field Goal %	7th (.306)
		3-Point FG % Defense	14th (.490)
Three-Point Field Goal Percentage		Free Throw %	1st (.767)
Kaitlyn Downey	13th (.407)	Rebounding Offense	14th (34.5)
		Rebounding Defense	4th (34.0)
Three-Pointers Made/Game		Rebounding Margin	10th (+0.5)
Kaitlyn Downey	T-2nd (2.8)	Assists	T-5th (13.0)
Kendell Heremaia	T-7th (2.3)	Turnovers	2nd (14.5)
		Assist/Turnover Ratio	4th (0.90)
Assists Per Game		Steals	3rd (9.5)
Kendell Heremaia	T-10th (3.3)	Blocked Shots	T-11th (2.5)
		Offensive Rebounds	3rd (14.3)
Assist/Turnover Ratio		Defensive Rebounds	14th (20.3)
Kendell Heremaia	16th (1.0)	Personal Fouls	2nd (14.7)
Steals/Game			
Asiah Dingle	1st (3.8)		

Times In 2021-22 A Ram...

Led the team in scoring: DeWolfe (3), Downey (2), Heremaia (2), Dingle (1)

Led the team in rebounding: Dingle (3), DeWolfe (2), Downey (1), Heremaia (1), Jonassen (1), Prior (1)

Led the team in assists: DeWolfe (3), Dingle (3), Heremaia (3), Downey (2)

Led the team in steals: Dingle (5), DeWolfe (1), Downey (1), Flood (1), Nyborg (1)

Led the team in blocks: Downey (4), Heremaia (2), Nyborg (2), Prior (2), Jonassen (1)

Scored in double figures: DeWolfe (7), Dingle (6), Downey (3), Heremaia (3)

Scored 20+ Points: DeWolfe (2), Dingle (1), Downey (1), Heremaia (1)

Had 10+ Rebounds: Dingle (2), Downey (1), Heremaia (1), Jonassen (1), Prior (1)

Had 5+ Assists: Heremaia (2), Dingle (1), Downey (1)

Recorded a double-double: Dingle (2), Downey (1), Heremaia (1)

2021-22 Team Leaders

Scoring		3-Point Field Goals	
Anna DeWolfe	16.4	Kendell Heremaia	13
Asiah Dingle	15.4	Anna DeWolfe	12
Kendell Heremaia	10.9	Kaitlyn Downey	12
Total Points		3-Point FG %	
Anna DeWolfe	115	Kaitlyn Downey	.333
Asiah Dingle	108	Kendell Heremaia	.310
Kendell Heremaia	76	Anna DeWolfe	.255
Field Goal %		Free Throw %	
Asiah Dingle	.404	Maranda Nyborg	1.000
Megan Jonassen	.400	Megan Jonassen	1.000
Kendell Heremaia	.379	Kendell Heremaia	.867
		Asiah Dingle	.816
Rebounds (per game)		Assists	
Asiah Dingle	7.1	Kendell Heremaia	19
Kendell Heremaia	5.1	Asiah Dingle	18
Kaitlyn Downey	4.9	Anna DeWolfe	17
		Kaitlyn Downey	16
Total Rebounds		Steals	
Asiah Dingle	50	Asiah Dingle	19
Kendell Heremaia	36	Anna DeWolfe	9
Kaitlyn Downey	34	Kendell Heremaia	6
		Kaitlyn Downey	6
Offensive Rebounds		Blocks	
Asiah Dingle	19	Kaitlyn Downey	8
Megan Jonassen	17		
Millie Prior	15		
Kaitlyn Downey	8		
Maranda Nyborg	6		
Sarah Karpell	6		



Rams in the National Rankings (11/30)

Statistic	Player	National Rank	Conference Rank	Value	National Leader	Value	Conference Leader	Value
Assist Turnover Ratio (247 ranked)					Jazmine Massengill, Kentucky	5.75	Aralon Bradshaw, Dayton	5.00
Assists (147 ranked)					Allison Weidner, Nebraska	5.75		
Assists Per Game (242 ranked)					Jasmine Powell, Minnesota	52	Destiney Philoxy, Massachusetts	40
Blocked Shots (129 ranked)	Kaitlyn Downey	129	6		Tra'dayia Smith, Longwood	7.4	Destiney Philoxy, Massachusetts	5.0
Blocked Shots Per Game (212 ranked)	Kaitlyn Downey	202	8	1.14	Ayoka Lee, Kansas St.	33	Addie Budnik, Richmond	26
Defensive Rebounds per Game (30 ranked)					Nancy Mulkey, Washington	4.80	Addie Budnik, Richmond	4.33
Double Doubles (22 ranked)					Jasmine Franklin, Missouri St.	9.8	Sam Breen, Massachusetts	8.8
Field Goal Attempts (142 ranked)	Anna DeWolfe	6	2	125	Camilla Emsbo, Yale	7	Sam Breen, Massachusetts	5
Field Goal Percentage (250 ranked)	Asiah Dingle	49	6	94	Jasmine Dickey, Delaware	174	Sam Breen, Massachusetts	129
Final Points (193 ranked)	Anna DeWolfe	26	4	47	Ayoka Lee, Kansas St.	82	Sam Breen, Massachusetts	53
Free Throw Attempts (133 ranked)	Asiah Dingle	98	6	38	Katelyn Young, Murray St.	70.1	Addie Budnik, Richmond	62.7
Free Throws Made (137 ranked)	Asiah Dingle	250	10	40.4	Jasmine Dickey, Delaware	200	Sydney Taylor, Massachusetts	138
Free-Throw Percentage (249 ranked)	Asiah Dingle	47	4	115	Jennifer Coleman, Navy	55	Dez Elmore, Rhode Island	44
Minutes Played (150 ranked)	Anna DeWolfe	69	5	108	Jennifer Coleman, Navy	42	Dez Elmore, Rhode Island	32
Minutes Played Per Game (150 ranked)	Asiah Dingle	35	3	38	5 players tied	100.0	Madison Hattix-Covington, VCU	93.8
Offensive Rebounds per Game (26 ranked)	Asiah Dingle	24	2	31	Kayla Spruill, La Salle	93.8		93.8
Points Per Game (246 ranked)	Asiah Dingle	127	7	81.6	Sam Breen, Massachusetts	284.33	Sam Breen, Massachusetts	278.49
Rebounds (147 ranked)	Anna DeWolfe	6	4	272.48	Charlotte Jewell, Brown	39.69	Anna DeWolfe, Fordham	38.97
Rebounds Per Game (250 ranked)	Asiah Dingle	45	11	242.09	Lauren Park-Lane, Seton Hall	39.69	Anna DeWolfe, Fordham	38.97
Steals (139 ranked)	Anna DeWolfe	5	1	38.97	Josie Williams, Utah Valley	6.3	Emmanuel Tahane, Rhode Island	4.8
Steals Per Game (184 ranked)	Asiah Dingle	83	8	34.59	Jasmine Dickey, Delaware	28.6	Sydney Taylor, Massachusetts	17.2
Three-Point Field Goals Attempted (133 ranked)	Asiah Dingle	110	4	16.4	Nalysa Smith, Baylor	94	Sam Breen, Massachusetts	90
Three-Point Field Goal Percentage (203 ranked)	Asiah Dingle	148	8	15.4	Josie Williams, Utah Valley	14.0	Sam Breen, Massachusetts	11.2
Triple Doubles (1 ranked)	Asiah Dingle	126	11	50	Veronica Burton, Northwestern	28	Megan McConnell, Duquesne	20
	Asiah Dingle	228	10	7.1	Claudia Soriano, Northeastern	4.67	Megan McConnell, Duquesne	2.86
	Asiah Dingle	25	2	19	Abbey Hsu, Columbia	78	Sydney Taylor, Massachusetts	61
	Asiah Dingle	56	3	2.71	Taylor Robertson, Oklahoma	31	Tess Myers, Duquesne	21
	Asiah Dingle	31	3	47	Naomie Alnatas, Kansas City	68.2	Kayla Spruill, La Salle	41.9
	Kendell Heremaia	56	6	42	8 players tied	1		
	Kaitlyn Downey	119	9	36				
	Kendell Heremaia	132	5	13				
	Kendell Heremaia	206	7	1.86				



Stephanie V. Gaitley

Head Coach

Villanova '82

11th Season at Fordham (206-115)

Overall Record: 670-385 (36th Year)



Stephanie Gaitley was announced as the head coach of the Fordham women's basketball program on April 1, 2011. Prior to her arrival, the Rams had gone nearly two decades without a winning record and were just three years removed from a winless campaign. In the 10-plus seasons since, Gaitley has become the program's winningest coach and has brought two Atlantic 10 championships to the Bronx. The owner of a 670-385 career record over 36 years, Gaitley has previously coached at Monmouth, LIU Brooklyn, Saint Joseph's, and Richmond. In total, she has compiled six conference titles, 19 20-win seasons, and has led her team to a postseason berth on 18 occasions, including nine trips to the NCAA Tournament. At Fordham, she owns a 206-115 record and a .644 win percentage, and has been named the recipient of the school's Iron Major award four times, given to the department's Coach of the Year.

Gaitley, a three-time Maggie Dixon Metropolitan Coach of the Year and the Basketball Coaches Association of N.Y. Coach of the Year in 2019, has led the Rams to seven postseason berths and what should've been a eighth in 2020 before the coronavirus pandemic ended the season early. Her Rams have also earned one Atlantic 10 regular season championship and one other trip to the conference finals, in 2013. Seven of the 10 years under Gaitley have resulted in 20 wins or more, as well, or at least a .630 win percentage, including the shortened 2020-21 campaign. Prior to her hire, the program had just five 20-win seasons and five postseason berths over a 41-year span.

There is no mistaking the ideology of her teams: defense, defense, defense. Her Rams have finished within the top-40 nationally in scoring defense in every season since her appointment and within the top-20 in seven of them, reaching an apex of ninth in 2018-19 with 54.4 points allowed per game, while the 2012-13 squad's average of 52.4 were the fewest allowed despite finishing 16th in the country. The Rams finished the 2020-21 campaign 31st nationally with 57.4 points allowed. Though the 2008-09 team holds the single-season record of 47.9 points allowed, Gaitley's teams hold the other nine spots in the record book. One illuminating stat to show their defensive dominance is the program's 84-7 record when holding an opponent under 50 points, something that's happened in 29.0% of games under Gaitley.

Academically, she has overseen seven student-athletes earn All-Academic honors from the Atlantic 10, most recently Anna DeWolfe and Kaitlyn Downey this Spring, with DeWolfe also garnering CoSIDA Academic All-District honors,



In her 10 previous seasons, Gaitley has brought Fordham to three Atlantic 10 championship games, winning it all in 2014 and 2019, and earned seven postseason appearances (Five WNIT, Two NCAA)

as well, and 29 total student-athletes with at least one appearance on the A-10 Commissioner's Honor Roll. The 2017-18 Rams were also named to the WBCA Top-25 Honor Roll nationally.

Professionally, she has seen several of her former players play abroad following their collegiate careers. Most recently, Mary Goulding has played in Australia and Sweden, and G'mrice Davis has played in Greece, Australia, and Israel after participating in preseason camp with the WNBA's Minnesota Lynx following her graduation, although she returned to the Lynx's preseason camp in 2021. Erin Rooney went on to play in several countries, as well, while six other Rams have gone on to or still are playing abroad.

Following a 12-win inaugural campaign, Gaitley entered her second season with a few key additions. With graduate transfer Marah Strickland, junior transfer Erin Rooney, and prized recruit Samantha Clark donning the maroon and white, Gaitley's Rams put together a historic season. They finished the year with a 26-9 record, second-most wins in program history, and the finest season at Fordham in over 30 years. The Rams unfortunately fell in the Atlantic 10 championship game by one point, but the team deservedly made its first-ever appearance in the WNIT, advancing to the Round of 16 with wins over Army and Boston, the program's first postseason wins since 1980. Their 52.4 points allowed over 35 contests ranked 16th nationally and second-fewest in school history. Gaitley was rewarded with her first MBWA Coach of the Year honor.

That group, minus Strickland, took a step forward in 2013-14, winning the school's first-ever Atlantic 10 championship and securing Fordham's first trip to the NCAA Tournament since 1994. In the Atlantic 10 championship, the Rams cruised past three schools that they had gone 0-4 against during the regular season. During the year, the team set new school records with a 12-game win streak and 11 nonconference victories, and won their first Thanksgiving tournament, the Lady Rebel Round-Up, hosted by UNLV. The team finished the year with a 25-8 record and fell by one just one point at #24 California in the NCAA Tournament.

For the first time since 1977-80, the Rams tallied a third straight 20-win season, finishing 2014-15 with a 21-12 record and a WNIT berth after falling to nationally ranked and top-seeded George Washington in the semifinals. The Rams



once again led the league in scoring defense, their 55.5 points allowed good for 18th nationally, while Gaitley ascended to second in school history with 84 wins. The 2015-16 squad struggled to a 14-17 record and missed out on a postseason berth, but the squad rebounded the following year.

Behind the ascendancy of junior G'mrice Davis, the 2016-17 team went 22-12 and once again reached the WNIT. Davis earned First Team All-Conference and All-Defense honors, while Gaitley became the program's all-time leaders in wins, surpassing Kathy Mosolino (1974-80) with her 116th win with the Rams coming at home against Massachusetts in a 74-43 trouncing. Fordham came from behind to defeat Georgetown on the road in the opening round of the WNIT before finishing its season at Penn State. In the second game of the season, the Rams played at #1 Notre Dame in the second round of the preseason WNIT, holding the Fighting Irish to one of their lowest scores of the year.

Davis became the program's first ever WBCA All-American regional finalist, ending up as honorable mention, as the 2017-18 Rams went 24-10, the fifth-most wins in school history, and matched the team's longest postseason run, beating Harvard at home and Drexel on the road in overtime to reach the Round of 16 and a trip to Virginia Tech. Davis averaged a double-double for the year and was named the A-10 Defensive Player of the Year, while redshirt freshman Bre Cavanaugh burst onto the scene by nearly setting every freshman record at Fordham, if not for Anne Gregory's historic 1976-77 season, and was named the Metropolitan Rookie of the Year.

The 2018-19 Rams brought yet another historic season to Rose Hill as one of the youngest teams in America went on a 20-3 run after beginning the year 5-5 to finish with a program record 13 conference wins and a second Atlantic 10 championship, plus a share of its first-ever regular season crown. The Rams finished 25-9 on the year, tied for the third-most in school history, set a new record with nine consecutive league victories and tied the benchmark with 12 overall wins in a row. The Rams coasted to the title with an average margin of just under 23 points across three games, leading to Fordham's third appearance in the NCAA Tournament and a trip to #12 Syracuse. The Rams allowed just 54.4 points per game on the year, ranked ninth nationally at year's end, and rarely beat themselves, finishing with just 11.5 turnovers per game (seventh nationally) and 13.3 fouls per game (ninth). The squad also set a new single-season school record with 267 made three pointers. Gaitley was named Coach of the Year by both the MBWA and the BCANY, while Cavanaugh was named the MBWA Player of the Year. She and teammate Mary Goulding became the first Fordham teammates in the A-10 era to both earn First Team All-Conference honors. Both were named ECAC honorable mention, as well.

Though the 2019-20 season was cut short due to the COVID-19 pandemic, in which the team would've secured a fifth WNIT berth after a 21-11 season and appearance in the A-10 semifinals, the Rams had plenty to be proud about. With an even younger squad than the year prior, with not one senior, Fordham enjoyed its fourth straight 20-win season and a third consecutive Holiday Classic crown. After an 0-4 start, which included a record sellout of the Rose Hill Gym for the season opener against #16 Notre Dame, Fordham enjoyed a 21-6 run before the final game of the year at the A-10 Championship in Dayton. Bre Cavanaugh upped her game once again, garnering the program's first-ever conference Player of the Year award (in any conference), with a spot on the First Team for a second straight year. She became the second Ram to earn WBCA All-America honorable mention honors and earned spots on the First Team with the ECAC and MBWA, as well. She will enter her senior season as the NCAA's returning leading scorer.

Though the Rams were limited to just 18 games in 2020-21 due to the pandemic, Fordham still finished second in the regular season standings with an 8-2 league record, 12-6 overall, and earned yet another invite to the WNIT, with Coach Gaitley celebrating her 200th win at Fordham in a 51-36 win over Saint Joseph's at home on February 12th. With the graduation of Cavanaugh, sophomore guard Anna DeWolfe stepped up in a huge way, averaging 20.8 points, just the third Ram to ever average 20 or more points in a season, en route to sharing Atlantic 10 Co-Player of the Year honors. She also became the third Ram to be named a WBCA All-America honorable mention. Two other Rams, Kendell Heremaia and Kaitlyn Downey were named Second and Third Team members, respectively, marking the first time in the Atlantic 10 era that the program had seen three players earn All-Conference honors. Downey became just the third Ram to average a double-double over a season, as well, leading the league in rebounding with 10.2 per game. DeWolfe and Heremaia were also named All-Metropolitan First and Second Team, respectively.

In 2010-11, the year prior to her hiring at Fordham, Gaitley led Monmouth to a 23-10 overall record, 13-5 in the Northeast Conference, and helped the Hawks tie the school record for wins in a season and advance to the title game of the NEC Championship. Following the championship game loss, Monmouth received its



Coach Gaitley is a four-time "Iron Major" Award winner as Fordham's Coach of the Year (2013, 2014, 2018, and 2019) and is now a three-time MBWA Maggie Dixon Metropolitan Coach of the Year

first ever WNIT bid and its first postseason appearance since making the 1983 NCAA Tournament. Her Hawks allowed just 55.7 points per game that season, tops in the NEC. In 2009-10, the Hawks were named to the top-25 Academic Honor Roll by the WBCA with a team-wide 3.4 GPA.

Prior to her time at Monmouth, Gaitley spent six seasons at LIU Brooklyn, accumulating a 95-82 record and becoming the winningest coach in that program's history. In her final season, she guided the Blackbirds to a school record 24 wins and the top seed in the NEC Tournament. The year prior, in 2006-07, Gaitley was named the NEC Coach of the Year after leading her team to a 20-win season and the school's first-ever regular season title and WNIT berth. Unsurprisingly, LIU Brooklyn led the NEC in scoring defense from 2006-08.

Gaitley spent the 1992-2001 seasons at Saint Joseph's, leading the Hawks to five 20-win seasons and two Atlantic 10 championships, reaching the NCAA Tournament five times, including three At-Large bid, and advancing to the second round of the tournament on three occasions. She left Philadelphia with a 196-88 record and 109-39 in conference play. In 1992-93, her second season in charge, the Hawks went 21-8, kickstarting a run of qualifying for the NCAA Tournament in three of the next four years, going a combined 39-18 over the next two seasons. In her final full year, 1999-00, the Hawks went 25-6 and won another A-10 title.

The University of Richmond gave Gaitley her start as a head coach, naming her to the position in 1985. The Spiders went 116-63 over her six seasons in charge, winning 20 or more games in four of those years. Over her final two seasons, Richmond was a combined 51-10, reaching the NCAA Tournament both years, one as a result of a CAA championship and one At-Large bid. Gaitley was named the 1990 CAA Coach of the Year, leading the Spiders to a WNIT berth that season.

Gaitley has coached five players who earned conference Player of the Year accolades, most recently Anna DeWolfe in 2021 and including Valerie Nainima, now a former assistant coach under Gaitley at Fordham, recently named to the same position at the University of Michigan this past Spring, at LIU Brooklyn. Nainima became the first player in Northeast Conference history to win the league's Rookie and Player of the Year honors in the same season when she accomplished the feat in 2007. The other two student-athletes are Jana Lichnerova and Susan Moran, the 2000 and 2002 Atlantic 10 Player of the Year at Saint Joseph's, respectively. Both Lichnerova and Moran were also named Atlantic 10 Student-Athletes of the Year for women's basketball.

Nainima, a member and captain of the Fiji women's national basketball team, Lichnerova, who played for the Slovakia Olympic Team at the 2000 Games, and Moran, one of the top women's basketball players from Ireland, are a good example of Gaitley's international roots that have served her so well in her career. Gaitley has had four of her former international players either drafted or in camp with WNBA teams, and has conducted SVG camps and clinics all over the world for the past 25 years. The current 2021-22 roster includes four players from Australia, New Zealand, and Fiji.

Gaitley also has experience with the United States national team, serving as an assistant in 2000 at the Jones Cup and helping the team to the gold medal. She also served as head coach of the West Team at the 1995 U.S. Olympic Festival, winning a silver medal.



One of the most apparent attributes about Coach Gaitley is her likeable demeanor strongly influenced by family values. Gaitley has an outgoing personality that is contagious throughout her program. She has maintained a longstanding, successful career based around her attitude and ability to convey her beliefs as a coach and as a mentor to her players.

A native of Ocean City, N.J., Gaitley graduated from Villanova in 1982 with a Bachelor of Science degree in education and was an academic All-American that season. She was named to the Eastman Kodak All-America Team in 1981-82 and is currently sixth on the Villanova all-time rebounding list. She also received a Master of Science degree in secondary education at Villanova in 1983. The school inducted her into its Hall of Fame in 1993, three years after she was enshrined into the Philadelphia Big Five Hall of Fame.

Gaitley and her two sisters, Courtney and Coco, hold a piece of NCAA history. During the 1981-82 season, Stephanie and Courtney, while playing for Villanova, played against Coco, who played for Fairleigh Dickinson, marking the first time in NCAA history that three sisters competed in the same game.

Gaitley learned early on in her basketball career about success, as she was a member of the Ocean City High School girl's basketball team that went 100-0 in league play from 1974-78 under head coach Pat Dougherty. She is a member of the South Jersey and Ocean City High School Halls of Fame.

Gaitley and her husband, Frank, have three sons: Dutch, an assistant coach with the Charlotte Hornets, D.C., a four-year member of the men's basketball program and current staff member with the Miami Heat, and Jordan "Coop" Gaitley, a rising graduate student with the University of Richmond basketball program.



Gaitley celebrating her second Atlantic 10 championship in March 2019, the Rams defeating their opponents in Pittsburgh by an average margin of 22.7 points per game, including a 62-47 win over VCU in the final.

GAITLEY COACHING RECORD

Year	School	Record	Postseason
1985-86	Richmond	7-21	
1986-87	Richmond	13-15	
1987-88	Richmond	21-8	
1988-89	Richmond	24-9	WNIT
1989-90	Richmond & #	25-5	NCAA
1990-91	Richmond &	26-5	NCAA
1991-92	Saint Joseph's	17-12	
1992-93	Saint Joseph's	21-8	
1993-94	Saint Joseph's	19-9	NCAA
1994-95	Saint Joseph's	20-9	NCAA
1995-96	Saint Joseph's	16-12	
1996-97	Saint Joseph's @	26-5	NCAA
1997-98	Saint Joseph's	19-12	WNIT
1998-99	Saint Joseph's @	23-8	NCAA
1999-00	Saint Joseph's	25-6	NCAA
2000-01	Saint Joseph's	10-7	
2002-03	LIU Brooklyn	15-15	
2003-04	LIU Brooklyn	11-17	
2004-05	LIU Brooklyn	9-18	
2005-06	LIU Brooklyn	14-15	
2006-07	LIU Brooklyn ^	22-9	WNIT
2007-08	LIU Brooklyn	24-8	
2008-09	Monmouth	18-13	
2009-10	Monmouth	16-14	
2010-11	Monmouth	23-10	WNIT
2011-12	Fordham	12-18	
2012-13	Fordham %	26-9	WNIT
2013-14	Fordham @	25-8	NCAA
2014-15	Fordham	21-12	WNIT
2015-16	Fordham	14-17	
2016-17	Fordham	22-12	WNIT
2017-18	Fordham %	24-10	WNIT
2018-19	Fordham @ ! % +	25-9	NCAA
2019-20	Fordham	21-11	
2020-21	Fordham	12-6	WNIT
2021-22	Fordham	4-3	
TOTAL		670-385	

& - Colonial Athletic Association Champions
 # - Colonial Athletic Association Coach of the Year
 @ - Atlantic 10 Champions
 ! - Atlantic 10 Regular Season Champions
 ^ - NEC Coach of the Year
 % - Metropolitan Writers Coach of the Year
 + - BCANY Coach of the Year

GAITLEY'S RECORD BY SCHOOL

Richmond - 116-63 (.648)
 Saint Joseph's - 196-88 (.690)
 LIU Brooklyn - 95-82 (.537)
 Monmouth - 57-37 (.606)
 Fordham - 206-115 (.642)

GAITLEY QUICK HITS

- .635 Winning Percentage
 - 670 Coaching Wins
 - 19 20-Win Seasons
 - 9 NCAA Appearances
 - 9 WNIT Appearances
 - 6 Conference Titles



Gaitley with her three sons (from left to right: Coop, Dutch, and D.C.) and her husband, Frank.



Matilda Flood

Sophomore

Guard - 5'9

Bathurst, Australia

Mackillop College



2021-22 Game-By-Game Statistics

Opponent	Date	gs	min	Total fg-fga	pct	3-Pointers 3fg-fga	pct	Free throws ft-fa	pct	Rebounds off def tot	avg	pf	a	tlo	blk	stl	pts	avg
QUINNIPIAC	11/09/21	5		0-3	.000	0-1	.000	0-0	.000	0 0 0	0.0	0	0	0	0	0	0	0.0
at Seton Hall	11/13/21	8		1-1	1.000	0-0	.000	0-0	.000	1 0 1	0.5	5	0	1	0	1	2	1.0
at Notre Dame	11/18/21	11		1-2	.500	0-1	.000	0-0	.000	1 1 2	1.0	0	0	0	0	0	2	1.3
MICHIGAN ST.	11/21/21	4		0-1	.000	0-0	.000	0-0	.000	0 2 2	1.3	0	0	0	0	0	0	1.0
vs Baylor	11/25/21	13		2-7	.286	0-2	.000	0-0	.000	0 3 3	1.6	1	0	0	0	0	4	1.6
vs Houston	11/26/21	17		2-4	.500	1-1	1.000	0-0	.000	0 2 2	1.7	2	1	2	0	0	5	2.2
vs Arizona St.	11/27/21	17		2-4	.500	1-3	.333	0-0	.000	1 2 3	1.9	1	0	0	0	1	5	2.6
Totals		0	75	8-22	.364	2-8	.250	0-0	.000	3 10 13	1.9	9	1	3	0	2	18	2.6

Games played: 7
Minutes/game: 10.7
Points/game: 2.6
FG Pct: 36.4
3FG Pct: 25.0

Rebounds/game: 1.9
Assists/game: 0.1
Turnovers/game: 0.4
Assist/turnover ratio: 0.3
Steals/game: 0.3

Flood Season/Career Highs

Points

Season: 5, 2x, last vs. Arizona State, 11/27/21

Career: 8, vs. Albany, 12/22/20

A-10: 5, 2x, last vs. Rhode Island, 2/7/21

Rebounds

Season: 3, vs. Arizona State, 11/27/21

Career: 8, vs. St. Bonaventure, 1/22/21

A-10: 8, vs. St. Bonaventure, 1/22/21

Assists

Season: 1, vs. Houston, 11/26/21

Career: 2, vs. Hofstra, 12/18/20

A-10: 1, 4x, last at Davidson, 1/31/21

Steals

Season: 1, 2x, last vs. Arizona State, 11/27/21

Career: 2, vs. Davidson, 12/21/20

A-10: 2, vs. Davidson, 12/21/20

Blocks

Season: N/A

Career: 1, 4x, last vs. Ohio, 3/20/21 ^

A-10: 1, 2x, last at Saint Louis, 1/17/21

Field Goals Made

Season: 2, 3x, last vs. Arizona State, 11/27/21

Career: 3, vs. Albany, 12/22/20

A-10: 2, 2x, last vs. Rhode Island, 2/7/21

Field Goals Attempted

Season: 7, vs. #6/8 Baylor, 11/25/21

Career: 7, vs. #6/8 Baylor, 11/25/21

A-10: 5, vs. Rhode Island, 2/7/21

3-Point Field Goals Made

Season: 1, 2x, last vs. Arizona State, 11/27/21

Career: 2, vs. Albany, 12/22/20

A-10: 1, 3x, last vs. Rhode Island, 2/7/21

3-Point Field Goals Attempted

Season: 3, vs. Arizona State, 11/27/21

Career: 3, 4x, last vs. Arizona State, 11/27/21

A-10: 3, 2x, last at Saint Louis, 1/17/21

Free Throws Made

Season: N/A

Career: 3, vs. Massachusetts, 3/12/21 #

A-10: 1, 2x, last at Davidson, 1/31/21

Free Throws Attempted

Season: N/A

Career: 4, 2x, last vs. Massachusetts, 3/12/21 #

A-10: 4, at Davidson, 1/31/21

Minutes

Season: 17, 2x, last vs. Arizona State, 11/27/21

Career: 20, at Davidson, 1/31/21

A-10: 20, at Davidson, 1/31/21

- Atlantic 10 Championship game
^ - WNIT game

Flood's Career Statistics

Season	gp-gs	min/avg	Total fg-fga	pct	3-Point fg-fga	pct	F-Throws ft-fa	pct	Rebounds off def tot	avg	pf	fo	ast	to	blk	stl	Scoring pts avg
2020-21	18-0	223/12.4	14-40	.350	6-19	.316	7-16	.438	26 29 55	3.1	20	0	8	11	4	6	41 2.3
2021-22	7-0	75/10.7	8-22	.364	2-8	.250	0-0	.000	3 10 13	1.9	9	1	1	3	0	2	18 2.6
TOTAL	25-0	298/11.9	22-62	.355	8-27	.296	7-16	.438	29 39 68	2.7	29	1	9	14	4	8	59 2.4



Anna DeWolfe

Junior

Guard - 5'8

Cumberland, Maine.

Greely



2020-21 Game-By-Game Statistics

Opponent	Date	gs	min	Total		3-Pointers		Free throws		Rebounds											
				fg-fga	pct	3fg-fga	pct	ft-fga	pct	off	def	tot	avg	pf	a	t/o	blk	stl	pts	avg	
QUINNIPIAC	11/09/21	*	42	6-18	.333	2-4	.500	3-4	.750	0	1	1	1.0	2	4	4	0	5	17	17.0	
at Seton Hall	11/13/21	*	38	7-18	.389	1-5	.200	1-2	.500	0	1	1	1.0	0	3	6	0	0	16	16.5	
at Notre Dame	11/18/21	*	37	4-17	.235	1-8	.125	1-2	.500	0	0	0	0.7	5	0	3	0	0	10	14.3	
MICHIGAN ST.	11/21/21	*	40	11-20	.550	1-5	.200	1-2	.500	0	1	1	0.8	1	4	6	0	0	24	16.8	
vs Baylor	11/25/21	*	37	4-15	.267	2-7	.286	0-0	.000	0	7	7	2.0	1	3	8	0	2	10	15.4	
vs Houston	11/26/21	*	39	8-19	.421	1-8	.125	1-1	1.000	0	0	0	1.7	1	2	3	0	2	18	15.8	
vs Arizona St.	11/27/21	*	40	7-18	.389	4-10	.400	2-2	1.000	0	7	7	2.4	1	1	3	0	0	20	16.4	
Totals		7	273	47-125	.376	12-47	.255	9-13	.692	0	17	17	2.4	11	17	33	0	9	115	16.4	

Games played: 7
Minutes/game: 39.0
Points/game: 16.4
FG Pct: 37.6
3FG Pct: 25.5
FT Pct: 69.2

Rebounds/game: 2.4
Assists/game: 2.4
Turnovers/game: 4.7
Assist/turnover ratio: 0.5
Steals/game: 1.3

DeWolfe Season/Career Highs

Points

Season: 24, vs. RV/RV Michigan State, 11/21/21

Career: 34, vs. Hofstra, 12/18/20

A-10: 27, 2x, last at Davidson, 1/31/21

Rebounds

Season: 7, 2x, last vs. vs. Arizona State, 11/27/21

Career: 9, 2x, last vs. La Salle, 2/1/20

A-10: 9, vs. La Salle, 2/1/20

Assists

Season: 4, 2x, last vs. RV/RV Michigan State, 11/21/21

Career: 9, vs. #16 Notre Dame, 11/5/19

A-10: 5, 5x, last vs. St. Bonaventure, 1/22/21

Steals

Season: 5, vs. Quinnipiac, 11/9/21

Career: 5, vs. Quinnipiac, 11/9/21

A-10: 3, 3x, last at Rhode Island, 1/8/21

Blocks

Season: N/A

Career: 1, 2x, last vs. La Salle, 2/1/20

A-10: 1, vs. La Salle, 2/1/20

Field Goals Made

Season: 11, vs. RV/RV Michigan State, 11/21/21

Career: 11, 3x, last vs. RV/RV Michigan State, 11/21/21

A-10: 11, at Davidson, 1/31/21

Field Goals Attempted

Season: 20, vs. RV/RV Michigan State, 11/21/21

Career: 25, vs. St. Bonaventure, 1/22/21

A-10: 25, vs. St. Bonaventure, 1/22/21

3-Point Field Goals Made

Season: 4, vs. Arizona State, 11/27/21

Career: 5, vs. St. Bonaventure, 1/22/21

A-10: 5, vs. St. Bonaventure, 1/22/21

3-Point Field Goals Attempted

Season: 10, vs. Arizona State, 11/27/21

Career: 14, vs. St. Bonaventure, 1/22/21

A-10: 14, vs. St. Bonaventure, 1/22/21

Free Throws Made

Season: 3, vs. Quinnipiac, 11/9/21

Career: 8, vs. Hofstra, 12/18/20

A-10: 5, 2x, last at Rhode Island, 1/8/21

Free Throws Attempted

Season: 4, vs. Quinnipiac, 11/9/21

Career: 8, 3x, last at George Washington, 3/4/21

A-10: 6, at Rhode Island, 1/8/21

Minutes

Season: 42, vs. Quinnipiac, 11/9/21

Career: 42, vs. Quinnipiac, 11/9/21

A-10: 42, vs. Quinnipiac, 11/9/21

DeWolfe's Career Statistics

			Total		3-Point		F-Throws		Rebounds										Scoring	
Season	gp-gs	min/avg	fg-fga	pct	fg-fga	pct	ft-fa	pct	off	def	tot	avg	pf	fo	ast	to	blk	stl	pts	avg
2019-20	32-32	1151/36.0	169-399	.424	47-149	.315	19-22	.864	36	82	118	3.7	72	1	74	70	2	31	404	12.6
2020-21	18-18	670/37.2	135-329	.410	49-128	.383	56-69	.812	3	28	31	1.7	29	1	50	69	0	24	375	20.8
2021-22	7-7	273/39.0	47-125	.376	12-47	.255	9-13	.692	0	17	17	2.4	11	1	17	33	0	9	115	16.4
TOTAL	57-57	2094/36.7	351-853	.411	108-324	.333	84-104	.808	39	127	166	2.9	112	3	141	172	2	64	894	15.7



Asiah Dingle

Senior

Guard - 5'4

Boston, Mass.

Archbishop Williams

(Stony Brook)



2021-22 Game-By-Game Statistics

Opponent	Date	gs	min	Total		3-Pointers		Free throws		Rebounds				pf	a	t/o	blk	stl	pts	avg	
				fg-fga	pct	3fg-fga	pct	ft-fta	pct	off	def	tot	avg								
QUINNIPAC	11/09/21	*	40	11-17	.647	1-1	1.000	11-13	.846	2	4	6	6.0	4	3	2	0	6	34	34.0	
at Seton Hall	11/13/21	*	39	7-13	.538	0-1	.000	4-7	.571	3	10	13	9.5	2	3	1	0	4	18	26.0	
at Notre Dame	11/18/21	*	35	6-17	.353	0-1	.000	2-2	1.000	2	4	6	8.3	3	3	4	0	4	14	22.0	
MICHIGAN ST.	11/21/21	*	28	5-14	.357	0-0	.000	3-4	.750	4	2	6	7.8	4	2	5	0	1	13	19.8	
vs Baylor	11/25/21	*	30	2-10	.200	0-1	.000	0-0	.000	1	2	3	6.8	5	1	4	0	0	4	16.6	
vs Houston	11/26/21	*	31	3-8	.375	0-0	.000	9-10	.900	4	6	10	7.3	3	1	6	0	3	15	16.3	
vs Arizona St.	11/27/21	*	38	4-15	.267	0-2	.000	2-2	1.000	3	3	6	7.1	3	5	1	0	1	10	15.4	
Totals			7	241	38-94	.404	1-6	.167	31-38	.816	19	31	50	7.1	24	18	23	0	19	108	15.4

Games played: 7
Minutes/game: 34.4
Points/game: 15.4
FG Pct: 40.4
3FG Pct: 16.7
FT Pct: 81.6

Rebounds/game: 7.1
Assists/game: 2.6
Turnovers/game: 3.3
Assist/turnover ratio: 0.8
Steals/game: 2.7

Dingle Season/Career Highs

Points

Season: 34, vs. Quinnipiac, 11/9/21

A-10: N/A

Rebounds

Season: 13, at Seton Hall, 11/13/21

A-10: N/A

Assists

Season: 5, vs. Arizona State, 11/27/21

A-10: N/A

Steals

Season: 6, vs. Quinnipiac, 11/9/21

A-10: N/A

Blocks

Season: N/A

A-10: N/A

Field Goals Made

Season: 11, vs. Quinnipiac, 11/9/21

A-10: N/A

Field Goals Attempted

Season: 17, 2x, last at RV/RV Notre Dame, 11/18/21

A-10: N/A

3-Point Field Goals Made

Season: 1, vs. Quinnipiac, 11/9/21

A-10: N/A

3-Point Field Goals Attempted

Season: 2, vs. Arizona State, 11/27/21

A-10: N/A

Free Throws Made

Season: 11, vs. Quinnipiac, 11/9/21

A-10: N/A

Free Throws Attempted

Season: 13, vs. Quinnipiac, 11/9/21

A-10: N/A

Minutes

Season: 40, vs. Quinnipiac, 11/9/21

A-10: N/A



Catherine Polisano

Senior

Guard - 5'9

Ambler, Pa.

Germantown Academy



2021-22 Game-By-Game Statistics

Opponent	Date	gs	min	Total	3-Pointers	Free throws	Rebounds	pf	a	t/o	blk	stl	pts	avg
				fg-fga	pct	3fg-fga	pct	ft-fa	pct	off	def	tot	avg	
QUINNIPIAC	11/09/21	dnp		-	-	-	-	-	-	-	-	-	-	-
at Seton Hall	11/13/21	1		0-1	.000	0-1	.000	0-0	.000	0	0	0	0.0	0
at Notre Dame	11/18/21	1		0-0	.000	0-0	.000	0-0	.000	0	0	0	0.0	0
MICHIGAN ST.	11/21/21	dnp		-	-	-	-	-	-	-	-	-	-	-
vs Baylor	11/25/21	2		1-1	1.000	1-1	1.000	0-0	.000	0	0	0	0.0	1
vs Houston	11/26/21	1		0-0	.000	0-0	.000	0-0	.000	0	0	0	0.0	0
vs Arizona St.	11/27/21	dnp		-	-	-	-	-	-	-	-	-	-	-
Totals		0	5	1-2	.500	1-2	.500	0-0	.000	0	0	0	0.0	1

Games played: 4
Minutes/game: 1.3
Points/game: 0.8
FG Pct: 50.0
3FG Pct: 50.0

Polisano Season/Career Highs

Points

Season: 3, vs. #6/8 Baylor, 11/25/21

Career: 3, 2x, last vs. #6/8 Baylor, 11/25/21

A-10: 2, 2x, last vs. Saint Joseph's, 2/29/20

Rebounds

Season: N/A

Career: 1, 5x, last vs. St. Bonaventure, 1/4/20

A-10: 1, 2x, last vs. St. Bonaventure, 1/4/20

Assists

Season: N/A

Career: 1, at Georgetown, 11/29/18

A-10: N/A

Steals

Season: N/A

Career: 1, 2x, last vs. St. Bonaventure, 1/22/21

A-10: 1, 2x, last vs. St. Bonaventure, 1/22/21

Blocks

Season: N/A

Career: 1, vs. Duquesne, 3/9/19 #

A-10: N/A

Field Goals Made

Season: 1, vs. #6/8 Baylor, 11/25/21

Career: 1, 4x, last vs. #6/8 Baylor, 11/25/21

A-10: 1, vs. Saint Joseph's, 2/29/20

Field Goals Attempted

Season: 1, 2x, last vs. #6/8 Baylor, 11/25/21

Career: 5, vs. Wagner, 11/9/18

A-10: 2, 2x, last vs. Richmond, 1/9/19

3-Point Field Goals Made

Season: 1, vs. #6/8 Baylor, 11/25/21

Career: 1, 2x, last vs. #6/8 Baylor, 11/25/21

A-10: N/A

3-Point Field Goals Attempted

Season: 1, 2x, last vs. #6/8 Baylor, 11/25/21

Career: 3, vs. Wagner, 11/9/18

A-10: 1, 3x, last at Davidson, 1/31/21

Free Throws Made

Season: N/A

Career: 2, 4x, last vs. Samford, 12/29/19

A-10: 2, vs. Massachusetts, 2/24/19

Free Throws Attempted

Season: N/A

Career: 3, last at #12 Syracuse, 3/23/19 &

A-10: 2, vs. Massachusetts, 2/24/19

Minutes

Season: 2, vs. #6/8 Baylor, 11/25/21

Career: 11, vs. Wagner, 11/9/18

A-10: 7, vs. St. Bonaventure, 1/4/20

- A-10 Championship game
& - NCAA Tournament game

Polisano's Career Statistics

			Total		3-Point		F-Throws		Rebounds										Scoring	
Season	gp-gs	min/avg	fg-fga	pct	fg-fga	pct	ft-fa	pct	off	def	tot	avg	pf	fo	ast	to	blk	stl	pts	avg
2018-19	14-0	45/3.2	2-11	.182	1-5	.200	6-7	.857	2	2	4	0.3	3	0	1	4	1	0	11	0.8
2019-20	9-0	30/3.3	1-4	.250	0-2	.000	2-2	1.000	0	1	1	0.1	4	0	0	4	0	1	4	0.4
2020-21	7-0	19/2.7	0-3	.000	0-1	.000	0-0	.000	0	0	0	0.0	1	0	0	2	0	1	0	0.0
2021-22	4-0	5/1.3	1-2	.500	1-2	.500	0-0	.000	0	0	0	0.0	1	0	0	0	0	0	3	0.8
TOTAL	34-0	99/2.9	4-20	.200	2-10	.200	8-9	.889	2	3	5	0.1	9	0	1	10	1	2	18	0.5



Millie Prior

Freshman

Guard - 6'2

Sydney, Australia

Lake Ginninderra College



2021-22 Game-By-Game Statistics

Opponent	Date	gs	min	Total		3-Pointers		Free throws		Rebounds				pf	a	t/o	blk	stl	pts	avg
				fg-fga	pct	3fg-fga	pct	ft-fa	pct	off	def	tot	avg							
QUINNIPAC	11/09/21	*	32	3-7	.429	0-0	.000	1-2	.500	9	1	10	10.0	4	0	2	1	2	7	7.0
at Seton Hall	11/13/21		16	0-1	.000	0-0	.000	2-2	1.000	1	1	2	6.0	1	0	0	0	0	2	4.5
at Notre Dame	11/18/21		13	0-2	.000	0-0	.000	0-0	.000	1	1	2	4.7	1	2	0	0	0	0	3.0
MICHIGAN ST.	11/21/21		6	1-2	.500	0-0	.000	0-0	.000	2	0	2	4.0	0	1	1	0	0	2	2.8
vs Baylor	11/25/21		7	0-1	.000	0-0	.000	0-0	.000	2	0	2	3.6	2	2	0	0	0	0	2.2
vs Houston	11/26/21		4	0-0	.000	0-0	.000	0-0	.000	0	0	0	3.0	0	0	0	1	0	0	1.8
vs Arizona St.	11/27/21		11	0-0	.000	0-0	.000	0-0	.000	0	1	1	2.7	1	0	0	0	0	0	1.6
Totals		1	89	4-13	.308	0-0	.000	3-4	.750	15	4	19	2.7	9	5	3	2	2	11	1.6
Games played: 7										Rebounds/game: 2.7										
Minutes/game: 12.7										Assists/game: 0.7										
Points/game: 1.6										Turnovers/game: 0.4										
FG Pct: 30.8										Assist/turnover ratio: 1.7										
FT Pct: 75.0										Steals/game: 0.3										
										Blocks/game: 0.3										

Prior Season/Career Highs

Points

Season: 7, vs. Quinnipiac, 11/9/21

A-10: N/A

Rebounds

Season: 10, vs. Quinnipiac, 11/9/21

A-10: N/A

Assists

Season: 2, at RV/RV Notre Dame, 11/18/21

A-10: N/A

Steals

Season: 2, vs. Quinnipiac, 11/9/21

A-10: N/A

Blocks

Season: 1, 2x, last vs. Houston, 11/26/21

A-10: N/A

Field Goals Made

Season: 3, vs. Quinnipiac, 11/9/21

A-10: N/A

Field Goals Attempted

Season: 7, vs. Quinnipiac, 11/9/21

A-10: N/A

3-Point Field Goals Made

Season: N/A

A-10: N/A

3-Point Field Goals Attempted

Season: N/A

A-10: N/A

Free Throws Made

Season: 2, at Seton Hall, 11/13/21

A-10: N/A

Free Throws Attempted

Season: 2, 2x, last at Seton Hall, 11/13/21

A-10: N/A

Minutes

Season: 32, vs. Quinnipiac, 11/9/21

A-10: N/A



Edona Thaqi

Graduate

Guard - 5'9

Stamford, Conn.

Westhill



2019-20 Game-By-Game Statistics

Opponent	Date	gs	min	Total fg-fga	pct	3-Pointers 3fg-fga	pct	Free throws ft-fa	pct	Rebounds off def tot	avg	pf	a	t/o	blk	stl	pts	avg
QUINNIPAC	11/09/21	dnp		-	-	-	-	-	-	-	-	-	-	-	-	-	-	-
at Seton Hall	11/13/21	1		0-0	.000	0-0	.000	0-0	.000	0	0	0	0.0	0	0	0	0	0.0
at Notre Dame	11/18/21	dnp		-	-	-	-	-	-	-	-	-	-	-	-	-	-	-
MICHIGAN ST.	11/21/21	dnp		-	-	-	-	-	-	-	-	-	-	-	-	-	-	-
vs Baylor	11/25/21	2		0-0	.000	0-0	.000	0-0	.000	2	0	2	1.0	0	1	0	0	0.0
vs Houston	11/26/21	1		0-0	.000	0-0	.000	0-0	.000	0	0	0	0.7	0	0	0	0	0.0
vs Arizona St.	11/27/21	dnp		-	-	-	-	-	-	-	-	-	-	-	-	-	-	-
Totals		0	4	0-0	.000	0-0	.000	0-0	.000	2	0	2	0.7	0	1	0	0	0.0

Games played: 3
Minutes/game: 1.3

Rebounds/game: 0.7
Assists/game: 0.3
Assist/turnover ratio: 99.9

Thaqi Season/Career Highs

Points

Season: N/A

Career: 1, vs. St. Bonaventure, 1/4/20

A-10: 1, vs. St. Bonaventure, 1/4/20

Rebounds

Season: 2, vs. #6/8 Baylor, 11/25/21

Career: 2, vs. #6/8 Baylor, 11/25/21

A-10: N/A

Assists

Season: 1, vs. #6/8 Baylor, 11/25/21

Career: 1, vs. #6/8 Baylor, 11/25/21

A-10: N/A

Steals

Season: N/A

Career: 1, vs. Saint Joseph's, 2/29/20

A-10: 1, vs. Saint Joseph's, 2/29/20

Blocks

Season: N/A

Career: N/A

A-10: N/A

Field Goals Made

Season: N/A

Career: N/A

A-10: N/A

Field Goals Attempted

Season: N/A

Career: 2, 2x, last vs. Saint Joseph's, 2/29/20

A-10: 2, 2x, last vs. Saint Joseph's, 2/29/20

3-Point Field Goals Made

Season: N/A

Career: N/A

A-10: N/A

3-Point Field Goals Attempted

Season: N/A

Career: N/A

A-10: N/A

Free Throws Made

Season: N/A

Career: 1, vs. St. Bonaventure, 1/4/20

A-10: 1, vs. St. Bonaventure, 1/4/20

Free Throws Attempted

Season: N/A

Career: 2, vs. St. Bonaventure, 1/4/20

A-10: 2, vs. St. Bonaventure, 1/4/20

Minutes

Season: 2, vs. #6/8 Baylor, 11/25/21

Career: 4, vs. St. Bonaventure, 1/4/20

A-10: 4, vs. St. Bonaventure, 1/4/20

Thaqi's Career Statistics

			Total		3-Point		F-Throws		Rebounds										Scoring	
Season	gp-gs	min/avg	fg-fga	pct	fg-fga	pct	ft-fa	pct	off	def	tot	avg	pf	fo	ast	to	blk	stl	pts	avg
2018-19	3-0	4/1.3	0-1	.000	0-0	.000	0-0	.000	0	0	0	0.0	0	0	0	1	0	0	0	0.0
2019-20	9-0	17/1.9	0-5	.000	0-0	.000	1-2	.500	0	2	2	0.2	0	0	0	1	0	1	1	0.1
2021-22	3-0	4/1.3	0-0	.000	0-0	.000	0-0	.000	2	0	2	0.7	0	0	1	0	0	0	0	0.0
TOTAL	15-0	25/1.7	0-6	.000	0-0	.000	1-2	.500	2	2	4	0.3	0	0	1	2	0	1	1	0.1



Sarah Karpell

Junior

Guard - 5'7

Holmdel, N.J.

Saint John Vianney



2021-22 Game-By-Game Statistics

Opponent	Date	gs	min	Total		3-Pointers		Free throws		Rebounds				pf	a	t/o	blk	stl	pts	avg
				fg-fga	pct	3fg-fga	pct	ft-fa	pct	off	def	tot	avg							
QUINNIPAC	11/09/21	21		0-0	.000	0-0	.000	0-0	.000	1	0	1	1.0	2	1	0	0	0	0	0.0
at Seton Hall	11/13/21	11		1-3	.333	0-1	.000	0-0	.000	2	2	4	2.5	4	1	0	0	1	2	1.0
at Notre Dame	11/18/21	15		0-2	.000	0-1	.000	0-0	.000	0	0	0	1.7	1	2	1	0	0	0	0.7
MICHIGAN ST.	11/21/21	27		0-0	.000	0-0	.000	0-0	.000	0	4	4	2.3	4	3	0	0	0	0	0.5
vs Baylor	11/25/21	14		0-0	.000	0-0	.000	0-0	.000	1	1	2	2.2	2	0	1	0	1	0	0.4
vs Houston	11/26/21	22		1-2	.500	0-1	.000	0-0	.000	2	0	2	2.2	1	0	0	0	0	2	0.7
vs Arizona St.	11/27/21	19		1-1	1.000	0-0	.000	0-2	.000	0	0	0	1.9	0	1	1	0	0	2	0.9
Totals		0	129	3-8	.375	0-3	.000	0-2	.000	6	7	13	1.9	14	8	3	0	2	6	0.9

Games played: 7
Minutes/game: 18.4
Points/game: 0.9
FG Pct: 37.5
3FG Pct: 0.0
FT Pct: 0.0

Rebounds/game: 1.9
Assists/game: 1.1
Turnovers/game: 0.4
Assist/turnover ratio: 2.7
Steals/game: 0.3

Karpell Season/Career Highs

Points

Season: 2, 3x, last vs. Arizona State, 11/27/21

Career: 8, at Stony Brook, 11/25/20

A-10: 6, vs. George Mason, 1/1/21

Rebounds

Season: 4, 2x, last vs. RV/RV Michigan State, 11/21/21

Career: 6, at Stony Brook, 11/25/20

A-10: 5, at George Mason, 1/19/20

Assists

Season: 3, vs. RV/RV Michigan State, 11/21/21

Career: 5, 3x, last at Stony Brook, 11/25/20

A-10: 4, 2x, last vs. George Mason, 1/1/21

Steals

Season: 1, 2x, last vs. #6/8 Baylor, 11/25/21

Career: 2, 3x, last vs. Dayton, 2/22/20

A-10: 2, 2x, last vs. Dayton, 2/22/20

Blocks

Season: N/A

Career: 1, 2x, last vs. Duquesne, 3/6/20 #

A-10: N/A

Field Goals Made

Season: 1, 3x, last vs. Arizona State, 11/27/21

Career: 3, 2x, last at Stony Brook, 11/25/20

A-10: 2, 3x, last vs. George Mason, 1/1/21

Field Goals Attempted

Season: 3, at Seton Hall, 11/13/21

Career: 9, vs. Northeastern, 11/20/19

A-10: 4, vs. George Washington, 1/12/20

3-Point Field Goals Made

Season: N/A

Career: 2, vs. George Mason, 1/1/21

A-10: 2, vs. George Mason, 1/1/21

3-Point Field Goals Attempted

Season: 1, 3x, last vs. Houston, 11/26/21

Career: 4, vs. Northeastern, 11/20/19

A-10: 3, vs. George Mason, 1/1/21

Free Throws Made

Season: N/A

Career: 2, vs. Hofstra, 12/18/20

A-10: 1, 4x, last vs. Davidson, 12/21/20

Free Throws Attempted

Season: 2, vs. Arizona State, 11/27/21

Career: 4, 2x, last vs. Davidson, 12/21/20

A-10: 4, vs. Davidson, 12/21/20

Minutes

Season: 27, vs. RV/RV Michigan State, 11/21/21

Career: 40, 2x, last at Stony Brook, 11/25/20

A-10: 40, at Dayton, 1/26/20

Karpell's Career Statistics

			Total		3-Point		F-Throws		Rebounds											Scoring	
Season	gp-gs	min/avg	fg-fga	pct	fg-fga	pct	ft-fa	pct	off	def	tot	avg	pf	fo	ast	to	blk	stl	pts	avg	
2019-20	32-30	994/31.1	28-87	.322	7-34	.206	5-11	.455	30	39	69	2.2	74	3	64	43	2	19	68	2.1	
2020-21	18-2	493/27.4	10-37	.270	5-14	.357	4-10	.400	18	23	41	2.3	36	1	29	27	0	4	29	1.6	
2021-22	7-0	129/18.4	3-8	.375	0-3	.000	0-2	.000	6	7	13	1.9	14	0	8	3	0	2	6	0.9	
TOTAL	57-32	1616/28.4	41-132	.311	12-51	.235	9-23	.391	54	69	123	2.2	124	4	101	73	2	25	103	1.8	



Vilisi Tavui

Redshirt Senior

Center - 6'4

Nausori, Fiji

Lelean Memorial



2020-21 Game-By-Game Statistics

Opponent	Date	gs	min	Total		3-Pointers		Free throws		Rebounds				pf	a	t/o	blk	stl	pts	avg
				fg-fga	pct	3fg-fga	pct	ft-fa	pct	off	def	tot	avg							
QUINNIPIAC	11/09/21	dnp		-	-	-	-	-	-	-	-	-	-	-	-	-	-	-	-	-
at Seton Hall	11/13/21	1		0-0	.000	0-0	.000	0-0	.000	0	0	0	0.0	0	0	0	0	0	0	0.0
at Notre Dame	11/18/21	dnp		-	-	-	-	-	-	-	-	-	-	-	-	-	-	-	-	-
MICHIGAN ST.	11/21/21	dnp		-	-	-	-	-	-	-	-	-	-	-	-	-	-	-	-	-
vs Baylor	11/25/21	2		0-0	.000	0-0	.000	0-0	.000	0	1	1	0.5	0	0	0	0	0	0	0.0
vs Houston	11/26/21	dnp		-	-	-	-	-	-	-	-	-	-	-	-	-	-	-	-	-
vs Arizona St.	11/27/21	dnp		-	-	-	-	-	-	-	-	-	-	-	-	-	-	-	-	-
Totals		0	3	0-0	.000	0-0	.000	0-0	.000	0	1	1	0.5	0	0	0	0	0	0	0.0

Games played: 2
Minutes/game: 1.5

Rebounds/game: 0.5

Tavui Season/Career Highs

Points

Season: N/A

Career: 6, 2x, last vs. Massachusetts, 3/12/21 #

A-10: 5, at La Salle, 1/31/19

Rebounds

Season: 1, vs. #6/8 Baylor, 11/25/21

Career: 6, 2x, last vs. Saint Louis, 1/23/20

A-10: 6, 2x, last vs. Saint Louis, 1/23/20

Assists

Season: N/A

Career: 1, 5x, last vs. Saint Joseph's, 3/3/20 #

A-10: 1, 3x, last vs. Davidson, 2/13/20

Steals

Season: N/A

Career: 2, 2x, last vs. Rhode Island, 2/7/21

A-10: 1, at Duquesne, 2/25/20

Blocks

Season: N/A

Career: 1, 2x, last at Duquesne, 2/25/20

A-10: 1, at Duquesne, 2/25/20

Field Goals Made

Season: N/A

Career: 3, 2x, last vs. Massachusetts, 3/12/21 #

A-10: 2, 3x, last vs. Davidson, 2/13/20

Field Goals Attempted

Season: N/A

Career: 4, 2x, last vs. Massachusetts, 3/12/21 #

A-10: 4, vs. Davidson, 2/13/20

3-Point Field Goals Made

Season: N/A

Career: N/A

A-10: N/A

3-Point Field Goals Attempted

Season: N/A

Career: N/A

A-10: N/A

Free Throws Made

Season: N/A

Career: 2, 2x, last at Iona, 12/21/18

A-10: 1, 2x, last vs. Saint Louis, 1/23/20

Free Throws Attempted

Season: N/A

Career: 2, 7x, last vs. St. Bonaventure, 1/22/21

A-10: 2, 4x, last vs. St. Bonaventure, 1/22/21

Minutes

Season: 2, vs. #6/8 Baylor, 11/25/21

Career: 26, vs. Davidson, 2/13/20

A-10: 26, vs. Davidson, 2/13/20

- Atlantic 10 Championship game

Tavui's Career Statistics

			Total		3-Point		F-Throws		Rebounds											Scoring	
Season	gp-gs	min/avg	fg-fga	pct	fg-fga	pct	ft-fa	pct	off	def	tot	avg	pf	fo	ast	to	blk	stl	pts	avg	
2018-19	15-0	60/4.0	7-17	.412	0-0	.000	5-7	.714	7	7	14	0.9	7	0	1	6	0	3	19	1.3	
2019-20	28-3	215/7.7	15-35	.429	0-0	.000	2-9	.222	13	30	43	1.5	32	0	5	12	2	2	32	1.1	
2020-21	7-0	43/6.1	4-8	.500	0-0	.000	1-2	.500	2	5	7	1.0	5	0	0	0	0	3	9	1.3	
2021-22	2-0	3/1.5	0-0	.000	0-0	.000	0-0	.000	0	1	1	0.5	0	0	0	0	0	0	0	0.0	
TOTAL	52-3	321/6.2	26-60	.433	0-0	.000	8-18	.444	22	43	65	1.3	44	0	6	18	2	8	60	1.2	



Kendell Heremaia

Graduate

Guard - 5'9

Whangera, New Zealand

St. Peter's



2021-22 Game-By-Game Statistics

Opponent	Date	gs	min	Total		3-Pointers		Free throws		Rebounds											
				fg-fga	pct	3fg-fga	pct	ft-fa	pct	off	def	tot	avg	pf	a	t/o	blk	stl	pts	avg	
QUINNIPAC	11/09/21	*	37	2-13	.154	1-9	.111	0-0	.000	0	6	6	6.0	2	4	2	1	1	5	5.0	
at Seton Hall	11/13/21	*	30	9-14	.643	8-11	.727	3-4	.750	1	6	7	6.5	2	2	5	1	3	29	17.0	
at Notre Dame	11/18/21	*	29	3-10	.300	0-6	.000	1-2	.500	1	3	4	5.7	3	2	3	0	2	7	13.7	
MICHIGAN ST.	11/21/21	*	32	1-6	.167	0-1	.000	6-6	1.000	0	1	1	4.5	3	5	3	0	0	8	12.3	
vs Baylor	11/25/21	*	24	4-8	.500	3-6	.500	3-3	1.000	0	6	6	4.8	1	0	2	0	0	14	12.6	
vs Houston	11/26/21	*	29	5-8	.625	1-4	.250	0-0	.000	1	9	10	5.7	3	5	2	0	0	11	12.3	
vs Arizona St.	11/27/21	*	23	1-7	.143	0-5	.000	0-0	.000	0	2	2	5.1	4	1	3	0	0	2	10.9	
Totals			7	204	25-66	.379	13-42	.310	13-15	.867	3	33	36	5.1	18	19	20	2	6	76	10.9
Games played: 7										Rebounds/game: 5.1											
Minutes/game: 29.1										Assists/game: 2.7											
Points/game: 10.9										Turnovers/game: 2.9											
FG Pct: 37.9										Assist/turnover ratio: 1.0											
3FG Pct: 31.0										Steals/game: 0.9											
FT Pct: 86.7										Blocks/game: 0.3											

Heremaia Season/Career Highs

Points

Season: 29, at Seton Hall, 11/13/21

Career: 29, 2x, last at Seton Hall, 11/13/21

A-10: 29, at Richmond, 2/16/20

Rebounds

Season: 10, vs. Houston, 11/26/21

Career: 16, at Saint Louis, 1/13/19

A-10: 16, at Saint Louis, 1/13/19

Assists

Season: 5, 2x, last vs. Houston, 11/26/21

Career: 8, vs. Samford, 12/29/19

A-10: 7, at George Mason, 1/19/20

Steals

Season: 3, at Seton Hall, 11/13/21

Career: 6, at VCU, 1/29/20

A-10: 6, at VCU, 1/29/20

Blocks

Season: 1, 2x, last at Seton Hall, 11/13/21

Career: 3, 2x, last vs. Saint Joseph's, 3/3/20 #

A-10: 3, at Richmond, 2/16/20

Field Goals Made

Season: 9, at Seton Hall, 11/13/21

Career: 12, at Richmond, 2/16/20

A-10: 12, at Richmond, 2/16/20

Field Goals Attempted

Season: 14, at Seton Hall, 11/13/21

Career: 23, at Duquesne, 2/25/20

A-10: 23, at Duquesne, 2/25/20

3-Point Field Goals Made

Season: 8, at Seton Hall, 11/13/21

Career: 8, at Seton Hall, 11/13/21

A-10: 5, at Richmond, 2/16/20

3-Point Field Goals Attempted

Season: 11, at Seton Hall, 11/13/21

Career: 12, vs. George Mason, 1/1/21

A-10: 12, vs. George Mason, 1/1/21

Free Throws Made

Season: 6, vs. RV/RV Michigan State, 11/21/21

Career: 6, vs. RV/RV Michigan State, 11/21/21

A-10: 5, at Massachusetts, 2/8/20

Free Throws Attempted

Season: 6, vs. RV/RV Michigan State, 11/21/21

Career: 6, 4x, last vs. RV/RV Michigan State, 11/21/21

A-10: 6, at Massachusetts, 2/8/20

Minutes

Season: 37, vs. Quinnipiac, 11/9/21

Career: 39, 2x, last vs. Ohio, 3/20/21 ^

A-10: 39, 2x, last vs. Ohio, 3/20/21 ^

- Atlantic 10 Championship game
^ - WNIT game

Heremaia's Career Statistics

Season	gp-gs	min/avg	Total fg-fga	pct	3-Point fg-fga	pct	F-Throws ft-fa	pct	Rebounds off	def	tot	avg	pf	fo	ast	to	blk	stl	pts	avg
2017-18	33-7	475/14.4	34-104	.327	21-63	.333	5-7	.714	17	54	71	2.2	41	0	30	52	5	13	94	2.8
2018-19	34-33	968/28.5	104-274	.380	50-143	.350	17-27	.630	36	142	178	5.2	81	0	80	92	6	32	275	8.1
2019-20	32-32	997/31.2	142-368	.386	57-163	.350	35-42	.833	35	215	250	7.8	84	3	87	98	19	46	376	11.8
2020-21	18-18	535/29.7	80-213	.376	42-124	.339	27-34	.794	17	116	133	7.4	46	2	58	63	4	21	229	12.7
2021-22	7-7	204/29.1	25-66	.379	13-42	.310	13-15	.867	3	33	36	5.1	18	0	19	20	2	6	76	10.9
TOTAL	124-97	3179/25.6	385-1025	.376	183-535	.342	97-125	.776	108	560	668	5.4	270	5	274	325	36	118	1050	8.5



Chloe Chaffin

Redshirt Junior

Guard - 5'10

Kingston, N.Y.

Kingston



2019-20 Game-By-Game Statistics

Opponent	Date	gp	mins	Total	3-Point	Free Throws	Rebounds												
				fg-fga	pct	3fg-fga	pct	ft-fa	pct	off	def	tot	avg	pf	fo	ast	to	blk	stl
at NOTRE DAME	11/05/19	dnp		-	-	-	-	-	-	-	-	-	-	-	-	-	-	-	-
at Columbia	11/10/19	dnp		-	-	-	-	-	-	-	-	-	-	-	-	-	-	-	-
at Penn St.	11/13/19	dnp		-	-	-	-	-	-	-	-	-	-	-	-	-	-	-	-
VILLANOVA	11/17/19	dnp		-	-	-	-	-	-	-	-	-	-	-	-	-	-	-	-
NORTHEASTERN	11/20/19	dnp		-	-	-	-	-	-	-	-	-	-	-	-	-	-	-	-
at Charlotte	11/24/19	dnp		-	-	-	-	-	-	-	-	-	-	-	-	-	-	-	-
vs #25 Arkansas	11/25/19	dnp		-	-	-	-	-	-	-	-	-	-	-	-	-	-	-	-
vs Lehigh	11/30/19	dnp		-	-	-	-	-	-	-	-	-	-	-	-	-	-	-	-
at Manhattan	12/05/19	dnp		-	-	-	-	-	-	-	-	-	-	-	-	-	-	-	-
GEORGETOWN	12/08/19	dnp		-	-	-	-	-	-	-	-	-	-	-	-	-	-	-	-
SAMFORD	12/29/19	dnp		-	-	-	-	-	-	-	-	-	-	-	-	-	-	-	-
HOUSTON	12/30/19	dnp		-	-	-	-	-	-	-	-	-	-	-	-	-	-	-	-
ST. BONAVENTURE	1/4/20	8	0-1	.000	0-0	.000	2-4	.500	0	0	0	0.0	1	0	0	0	0	0	2
at Davidson	1/8/20	dnp		-	-	-	-	-	-	-	-	-	-	-	-	-	-	-	-
GEORGE WASHINGTON	1/12/20	dnp		-	-	-	-	-	-	-	-	-	-	-	-	-	-	-	-
at George Mason	1/19/20	1	0-0	.000	0-0	.000	0-0	.000	0	0	0	0.0	0	0	0	0	0	0	1.0
SAINT LOUIS	1/23/20	dnp		-	-	-	-	-	-	-	-	-	-	-	-	-	-	-	-
at Dayton	1/26/20	dnp		-	-	-	-	-	-	-	-	-	-	-	-	-	-	-	-
at VCU	1/29/20	dnp		-	-	-	-	-	-	-	-	-	-	-	-	-	-	-	-
LA SALLE	2/1/20	2	0-0	.000	0-0	.000	0-0	.000	0	0	0	0.0	0	0	0	0	0	0	0.7
RHODE ISLAND	2/5/20	dnp		-	-	-	-	-	-	-	-	-	-	-	-	-	-	-	-
at Massachusetts	2/8/20	dnp		-	-	-	-	-	-	-	-	-	-	-	-	-	-	-	-
DAVIDSON	2/13/20	dnp		-	-	-	-	-	-	-	-	-	-	-	-	-	-	-	-
at Richmond	2/16/20	dnp		-	-	-	-	-	-	-	-	-	-	-	-	-	-	-	-
at Saint Louis	2/19/20	dnp		-	-	-	-	-	-	-	-	-	-	-	-	-	-	-	-
DAYTON	2/22/20	dnp		-	-	-	-	-	-	-	-	-	-	-	-	-	-	-	-
at Duquesne	2/25/20	dnp		-	-	-	-	-	-	-	-	-	-	-	-	-	-	-	-
SAINT JOSEPH'S	2/29/20	4	0-0	.000	0-0	.000	0-0	.000	0	0	0	0.0	0	0	1	0	0	0	0.5
SAINT JOSEPH'S	3/3/20	4	0-0	.000	0-0	.000	0-0	.000	0	0	0	0.0	1	0	0	0	1	0	0.4
vs Duquesne	3/6/20	dnp		-	-	-	-	-	-	-	-	-	-	-	-	-	-	-	-
vs VCU	3/7/20	dnp		-	-	-	-	-	-	-	-	-	-	-	-	-	-	-	-
Totals		0	19	0-1	.000	0-0	.000	2-4	.500	0	0	0	0.0	2	0	1	0	1	2
Games played:	5																		
Minutes/game:	3.8																		
Points/game:	0.4																		
FG Pct:	0.0																		
FT Pct:	50.0																		

Chaffin Season/Career Highs

Points

Season: N/A

Career: 2, vs. St. Bonaventure, 1/4/20

A-10: 2, vs. St. Bonaventure, 1/4/20

Rebounds

Season: N/A

Career: 3, vs. Wagner, 11/9/18

A-10: N/A

Assists

Season: N/A

Career: 1, 2x, last at Northeastern, 11/11/18

A-10: N/A

Steals

Season: N/A

Career: 1, vs. Saint Joseph's, 3/3/20 #

A-10: N/A

Blocks

Season: N/A

Career: N/A

A-10: N/A

Field Goals Made

Season: N/A

Career: N/A

A-10: N/A

Field Goals Attempted

Season: N/A

Career: 2, vs. Wagner, 11/9/18

A-10: 1, vs. St. Bonaventure, 1/4/20

3-Point Field Goals Made

Season: N/A

Career: N/A

A-10: N/A

3-Point Field Goals Attempted

Season: N/A

Career: N/A

A-10: N/A

Free Throws Made

Season: N/A

Career: 2, vs. St. Bonaventure, 1/4/20

A-10: 2, vs. St. Bonaventure, 1/4/20

Free Throws Attempted

Season: N/A

Career: 4, vs. St. Bonaventure, 1/4/20

A-10: 4, vs. St. Bonaventure, 1/4/20

Minutes

Season: N/A

Career: 10, vs. Wagner, 11/9/18

A-10: 8, vs. St. Bonaventure, 1/4/20

- A-10 Championship game

Chaffin's Career Statistics

			Total		3-Point		F-Throws		Rebounds											Scoring	
Season	gp-gs	min/avg	fg-fga	pct	fg-fga	pct	ft-fa	pct	off	def	tot	avg	pf	fo	ast	to	blk	stl	pts	avg	
2018-1	2-0	15/7.5	0-2	.000	0-0	.000	1-2	.500	1	3	4	2.0	1	0	2	1	0	0	1	0.5	
2019-2	5-0	19/3.8	0-1	.000	0-0	.000	2-4	.500	0	0	0	0.0	2	0	0	1	0	1	2	0.4	
TOTAL	7-0	34/4.9	0-3	.000	0-0	.000	3-6	.500	1	3	4	0.6	3	0	2	2	0	1	3	0.4	



Kaitlyn Downey

Senior

Forward - 6'1

Hastings-on-Hudson, N.Y.

Maria Regina



2021-22 Game-By-Game Statistics

Opponent	Date	gs	min	Total		3-Pointers		Free throws		Rebounds				pf	a	t/o	blk	stl	pts	avg
				fg-fga	pct	3fg-fga	pct	ft-fa	pct	off	def	tot	avg							
QUINNIPIAC	11/09/21	*	36	4-13	.308	4-8	.500	2-2	1.000	3	7	10	10.0	4	3	2	0	1	14	14.0
at Seton Hall	11/13/21	*	25	0-7	.000	0-6	.000	0-0	.000	1	5	6	8.0	3	2	1	1	0	0	7.0
at Notre Dame	11/18/21	*	24	5-8	.625	3-4	.750	2-2	1.000	1	3	4	6.7	4	0	1	0	2	15	9.7
MICHIGAN ST.	11/21/21	*	30	10-17	.588	4-9	.444	0-1	.000	1	5	6	6.5	0	1	1	3	2	24	13.3
vs Baylor	11/25/21	*	34	2-7	.286	0-5	.000	0-0	.000	1	0	1	5.4	3	3	1	3	1	4	11.4
vs Houston	11/26/21	*	27	3-6	.500	1-2	.500	1-2	.500	1	4	5	5.3	3	5	2	1	0	8	10.8
vs Arizona St.	11/27/21	*	28	0-6	.000	0-2	.000	0-0	.000	0	2	2	4.9	1	2	2	0	0	0	9.3
Totals			7	204	24-64	.375	12-36	.333	5-7	.714	8	26	34	4.9	18	16	10	8	65	9.3

Games played: 7
Minutes/game: 29.1
Points/game: 9.3
FG Pct: 37.5
3FG Pct: 33.3
FT Pct: 71.4

Rebounds/game: 4.9
Assists/game: 2.3
Turnovers/game: 1.4
Assist/turnover ratio: 1.6
Steals/game: 0.9
Blocks/game: 1.1

Downey Season/Career Highs

Points

Season: 24, vs. RV/RV Michigan State, 11/21/21

Career: 24, 3x, last vs. RV/RV Michigan State, 11/21/21

A-10: 24, at Saint Louis, 1/17/21

Rebounds

Season: 10, vs. Quinnipiac, 11/9/21

Career: 20, at Stony Brook, 11/25/20

A-10: 18, vs. George Washington, 1/3/21

Assists

Season: 5, vs. Houston, 11/26/21

Career: 8, vs. Saint Joseph's, 2/29/20

A-10: 8, vs. Saint Joseph's, 2/29/20

Steals

Season: 2, 2x, last vs. RV/RV Michigan State, 11/21/21

Career: 5, vs. #16 Notre Dame, 11/5/19

A-10: 4, vs. Saint Joseph's, 2/29/20

Blocks

Season: 3, 2x, last vs. #6/8 Baylor, 11/25/21

Career: 4, 2x, last vs. Saint Joseph's, 2/12/21

A-10: 4, vs. Saint Joseph's, 2/12/21

Field Goals Made

Season: 10, vs. RV/RV Michigan State, 11/21/21

Career: 10, vs. RV/RV Michigan State, 11/21/21

A-10: 7, at Saint Louis, 1/17/21

Field Goals Attempted

Season: 17, vs. RV/RV Michigan State, 11/21/21

Career: 17, vs. RV/RV Michigan State, 11/21/21

A-10: 14, 2x, last at Saint Louis, 1/17/21

3-Point Field Goals Made

Season: 4, 2x, last vs. RV/RV Michigan State, 11/21/21

Career: 6, 2x, last at Saint Louis, 1/17/21

A-10: 6, at Saint Louis, 1/17/21

3-Point Field Goals Attempted

Season: 9, vs. RV/RV Michigan State, 11/21/21

Career: 12, at Saint Louis, 1/13/19

A-10: 12, at Saint Louis, 1/13/19

Free Throws Made

Season: 2, 2x, last at RV/RV Notre Dame, 11/18/21

Career: 6, at VCU, 1/29/20

A-10: 6, at VCU, 1/29/20

Free Throws Attempted

Season: 2, 3x, last vs. Houston, 11/26/21

Career: 8, vs. Saint Joseph's, 2/12/21

A-10: 8, vs. Saint Joseph's, 2/12/21

Minutes

Season: 36, vs. Quinnipiac, 11/9/21

Career: 39, vs. Saint Joseph's, 2/12/21

A-10: 39, vs. Saint Joseph's, 2/12/21

Downey's Career Statistics

			Total		3-Point		F-Throws		Rebounds											Scoring	
Season	gp-gs	min/avg	fg-fga	pct	fg-fga	pct	ft-fa	pct	off	def	tot	avg	pf	fo	ast	to	blk	stl	pts	avg	
2018-19	34-29	701/20.6	77-195	.395	33-107	.308	26-36	.722	43	84	127	3.7	48	0	36	28	6	15	213	6.3	
2019-20	32-31	912/28.5	112-294	.381	46-150	.307	41-47	.872	31	151	182	5.7	86	3	68	49	23	35	311	9.7	
2020-21	18-18	571/31.7	62-159	.390	32-88	.364	25-39	.641	30	153	183	10.2	37	1	56	34	15	18	181	10.1	
2021-22	7-7	204/29.1	24-64	.375	12-36	.333	5-7	.714	8	26	34	4.9	18	0	16	10	8	6	65	9.3	
TOTAL	91-85	2388/26.2	275-712	.386	123-381	.323	97-129	.752	112	414	526	5.8	189	4	176	121	52	74	770	8.5	



Maranda Nyborg

Sophomore
Forward - 6'3
Bethel, Conn.
Bethel



30

2021-22 Game-By-Game Statistics

Opponent	Date	gs	min	Total		3-Pointers		Free throws		Rebounds				pf	a	t/o	blk	stl	pts	avg
				fg-fga	pct	3fg-fga	pct	ft-fa	pct	off	def	tot	avg							
QUINNIPAC	11/09/21	12		0-2	.000	0-0	.000	2-2	1.000	2	0	2	2.0	1	0	1	1	0	2	2.0
at Seton Hall	11/13/21	12		3-5	.600	0-1	.000	1-1	1.000	1	0	1	1.5	1	0	0	1	2	7	4.5
at Notre Dame	11/18/21	16		3-6	.500	0-0	.000	0-0	.000	3	1	4	2.3	3	0	0	0	0	6	5.0
MICHIGAN ST.	11/21/21	3		0-0	.000	0-0	.000	0-0	.000	0	0	0	1.8	2	0	0	0	0	0	3.8
vs Baylor	11/25/21	9		0-2	.000	0-0	.000	0-0	.000	0	0	0	1.4	1	0	1	0	0	0	3.0
vs Houston	11/26/21	5		0-1	.000	0-1	.000	0-0	.000	0	2	2	1.5	0	1	1	0	0	0	2.5
vs Arizona St.	11/27/21	4		0-0	.000	0-0	.000	0-0	.000	0	0	0	1.3	0	0	1	0	1	0	2.1
Totals		0	61	6-16	.375	0-2	.000	3-3	1.000	6	3	9	1.3	8	1	4	2	3	15	2.1

Games played: 7
Minutes/game: 8.7
Points/game: 2.1
FG Pct: 37.5
3FG Pct: 0.0
FT Pct: 100.0

Rebounds/game: 1.3
Assists/game: 0.1
Turnovers/game: 0.6
Assist/turnover ratio: 0.3
Steals/game: 0.4
Blocks/game: 0.3

Nyborg Season/Career Highs

Points

Season: 7, at Seton Hall, 11/13/21

Career: 10, vs. Davidson, 12/21/20

A-10: 10, vs. Davidson, 12/21/20

Rebounds

Season: 4, at RV/RV Notre Dame, 11/18/21

Career: 6, at Quinnipiac, 12/5/20

A-10: 5, at Davidson, 1/31/21

Assists

Season: N/A

Career: 1, 2x, last vs. Hofstra, 12/18/20

A-10: N/A

Steals

Season: 2, at Seton Hall, 11/13/21

Career: 2, 2x, last at Seton Hall, 11/13/21

A-10: N/A

Blocks

Season: 1, 2x, last at Seton Hall, 11/13/21

Career: 2, vs. Albany, 12/22/20

A-10: 1, 3x, last at Massachusetts, 1/10/21

Field Goals Made

Season: 3, 2x, last at RV/RV Notre Dame, 11/18/21

Career: 3, 3x, last at RV/RV Notre Dame, 11/18/21

A-10: 3, vs. Davidson, 12/21/20

Field Goals Attempted

Season: 6, at RV/RV Notre Dame, 11/18/21

Career: 6, at RV/RV Notre Dame, 11/18/21

A-10: 3, vs. Davidson, 12/21/20

3-Point Field Goals Made

Season: N/A

Career: N/A

A-10: N/A

3-Point Field Goals Attempted

Season: 1, 2x, last vs. Houston, 11/26/21

Career: 1, 2x, last vs. Houston, 11/26/21

A-10: N/A

Free Throws Made

Season: 2, vs. Quinnipiac, 11/9/21

Career: 4, vs. Davidson, 12/21/20

A-10: 4, vs. Davidson, 12/21/20

Free Throws Attempted

Season: 2, vs. Quinnipiac, 11/9/21

Career: 5, vs. Davidson, 12/21/20

A-10: 5, vs. Davidson, 12/21/20

Minutes

Season: 16, at RV/RV Notre Dame, 11/18/21

Career: 24, at Quinnipiac, 12/5/20

A-10: 13, vs. George Mason, 1/1/21

Nyborg's Career Statistics

Season	gp-gs	min/avg	Total		3-Point		F-Throws		Rebounds				Scoring					
			fg-fga	pct	fg-fga	pct	ft-fa	pct	off	def	tot	avg	pf	fo	ast	to	blk	stl
2020-21	15-0	128/8.5	12-21	.571	0-0	.000	14-20	.700	8	18	26	1.7	15	0	2	7	6	2
2021-22	7-0	61/8.7	6-16	.375	0-2	.000	3-3	1.000	6	3	9	1.3	8	0	1	4	2	3
TOTAL	22-0	189/8.6	18-37	.486	0-2	.000	17-23	.739	14	21	35	1.6	23	0	3	11	8	5



Colleen McQuillen

Freshman

Guard - 5'10

Cresskill, N.J.

Cresskill



2021-22 Game-By-Game Statistics

Opponent	Date	gs	min	Total		3-Pointers		Free throws		Rebounds				pf	a	t/o	blk	stl	pts	avg
				fg-fga	pct	3fg-fga	pct	ft-fia	pct	off	def	tot	avg							
QUINNIPIAC	11/09/21	dnp		-	-	-	-	-	-	-	-	-	-	-	-	-	-	-	-	-
at Seton Hall	11/13/21	1		0-0	.000	0-0	.000	0-0	.000	0	0	0	0.0	0	0	0	0	0	0	0.0
at Notre Dame	11/18/21	dnp		-	-	-	-	-	-	-	-	-	-	-	-	-	-	-	-	-
MICHIGAN ST.	11/21/21	dnp		-	-	-	-	-	-	-	-	-	-	-	-	-	-	-	-	-
vs Baylor	11/25/21	dnp		-	-	-	-	-	-	-	-	-	-	-	-	-	-	-	-	-
vs Houston	11/26/21	1		0-0	.000	0-0	.000	0-0	.000	0	0	0	0.0	0	0	1	0	0	0	0.0
vs Arizona St.	11/27/21	dnp		-	-	-	-	-	-	-	-	-	-	-	-	-	-	-	-	-
Totals		0	2	0-0	.000	0-0	.000	0-0	.000	0	0	0	0.0	0	0	1	0	0	0	0.0

Games played: 2
Minutes/game: 1.0

Turnovers/game: 0.5

McQuillen Season/Career Highs

Points

Season: N/A

A-10: N/A

Rebounds

Season: N/A

A-10: N/A

Assists

Season: N/A

A-10: N/A

Steals

Season: N/A

A-10: N/A

Blocks

Season: N/A

A-10: N/A

Field Goals Made

Season: N/A

A-10: N/A

Field Goals Attempted

Season: N/A

A-10: N/A

3-Point Field Goals Made

Season: N/A

A-10: N/A

3-Point Field Goals Attempted

Season: N/A

A-10: N/A

Free Throws Made

Season: N/A

A-10: N/A

Free Throws Attempted

Season: N/A

A-10: N/A

Minutes

Season: 1, 2x, last vs. Houston, 11/26/21

A-10: N/A



Megan Jonassen

Senior

Forward - 6'0

Schwenksville, Pa.

Perkiomen Valley



2021-22 Game-By-Game Statistics

Opponent	Date	gs	min	Total		3-Pointers		Free throws		Rebounds				pf	a	t/o	blk	stl	pts	avg
				fg-fga	pct	3fg-fga	pct	ft-fa	pct	off	def	tot	avg							
QUINNIPAC	11/09/21		dnp	-	-	-	-	-	-	-	-	-	-	-	-	-	-	-	-	-
at Seton Hall	11/13/21	*	17	3-7	.429	0-0	.000	0-0	.000	2	3	5	5.0	1	1	1	1	0	6	6.0
at Notre Dame	11/18/21	*	19	1-3	.333	0-0	.000	0-0	.000	2	0	2	3.5	2	0	0	0	0	2	4.0
MICHIGAN ST.	11/21/21	*	30	0-2	.000	0-0	.000	0-0	.000	8	2	10	5.7	0	0	0	0	1	0	2.7
vs Baylor	11/25/21	*	26	2-5	.400	0-0	.000	2-2	1.000	2	2	4	5.3	3	0	2	1	0	6	3.5
vs Houston	11/26/21	*	23	4-8	.500	0-0	.000	0-0	.000	2	5	7	5.6	2	2	0	0	0	8	4.4
vs Arizona St.	11/27/21	*	20	2-5	.400	0-0	.000	0-0	.000	1	0	1	4.8	2	0	0	0	0	4	4.3
Totals		6	135	12-30	.400	0-0	.000	2-2	1.000	17	12	29	4.8	10	3	3	2	1	26	4.3

Games played: 6
Minutes/game: 22.5
Points/game: 4.3
FG Pct: 40.0
FT Pct: 100.0

Rebounds/game: 4.8
Assists/game: 0.5
Turnovers/game: 0.5
Assist/turnover ratio: 1.0
Steals/game: 0.2
Blocks/game: 0.3

Jonassen Career/Season Highs

Points

Season: 8, vs. Houston, 11/26/21

Career: 16, vs. Delaware, 3/19/21 ^

A-10: 14, vs. Davidson, 12/21/20

Rebounds

Season: 10, vs. RV/RV Michigan State, 11/21/21

Career: 14, at Massachusetts, 1/10/21

A-10: 14, at Massachusetts, 1/10/21

Assists

Season: 2, vs. Houston, 11/26/21

Career: 3, 2x, last at Manhattan, 12/5/19

A-10: 2, 2x, last at Massachusetts, 1/10/21

Steals

Season: 1, vs. RV/RV Michigan State, 11/21/21

Career: 3, at Rhode Island, 1/24/19

A-10: 3, at Rhode Island, 1/24/19

Blocks

Season: 1, 2x, last vs. #6/8 Baylor, 11/25/21

Career: 3, 2x, last vs. George Mason, 1/1/21

A-10: 3, vs. George Mason, 1/1/21

Field Goals Made

Season: 4, vs. Houston, 11/26/21

Career: 7, vs. Delaware, 3/19/21 ^

A-10: 5, at La Salle, 1/31/19

Field Goals Attempted

Season: 8, vs. Houston, 11/26/21

Career: 13, at Massachusetts, 1/10/21

A-10: 13, at Massachusetts, 1/10/21

3-Point Field Goals Made

Season: N/A

Career: N/A

A-10: N/A

3-Point Field Goals Attempted

Season: N/A

Career: N/A

A-10: N/A

Free Throws Made

Season: 2, vs. #6/8 Baylor, 11/25/21

Career: 6, vs. Davidson, 12/21/20

A-10: 6, vs. Davidson, 12/21/20

Free Throws Attempted

Season: 2, vs. #6/8 Baylor, 11/25/21

Career: 8, vs. Davidson, 12/21/20

A-10: 8, vs. Davidson, 12/21/20

Minutes

Season: 30, vs. RV/RV Michigan State, 11/21/21

Career: 38, at Massachusetts, 1/10/21

A-10: 38, at Massachusetts, 1/10/21

^ - WNIT game

Jonassen's Career Statistics

			Total		3-Point		F-Throws		Rebounds											Scoring	
Season	gp-gs	min/avg	fg-fga	pct	fg-fga	pct	ft-fa	pct	off	def	tot	avg	pf	fo	ast	to	blk	stl	pts	avg	
2018-19	33-3	450/13.6	39-91	.429	0-0	.000	11-30	.367	53	54	107	3.2	52	0	11	10	6	11	89	2.7	
2019-20	31-0	388/12.5	28-64	.438	0-0	.000	9-23	.391	60	35	95	3.1	65	2	13	15	4	9	65	2.1	
2020-21	18-16	474/26.3	41-90	.456	0-0	.000	28-41	.683	71	51	122	6.8	40	0	15	19	5	8	110	6.1	
2021-22	6-6	135/22.5	12-30	.400	0-0	.000	2-2	1.000	17	12	29	4.8	10	0	3	3	2	1	26	4.3	
TOTAL	88-25	1447/16.4	120-275	.436	0-0	.000	50-96	.521	201	152	353	4.0	167	2	42	47	17	29	290	3.3	



Lexie Tarul

Freshman

Guard - 5-10

Bronx, N.Y.

St. John's Prep



Before Fordham: Earned four varsity letters at St. John's Prep... 1,000 career point scored during her junior season... Two-time A-Division All-League selection as a freshman and junior, also garnering The Tablet 2020 First Team GCHSAA First Team All-Star accolades... Three-time She Got Game MVP and three-time New York State Sportswriters Association honoree... Honorable mention in Class A as a freshman, Third Team as a sophomore, and All-State as a junior... Competed at USA Trials in 2019 and was her team's MVP.

Personal: Daughter of Frank and Gina Tarul... Has one older brother, Frank, Jr., and one younger brother, Michael.

Major: Undecided.



Sophia Sabino

Freshman

Guard - 5-9

Rumson, N.J.

Red Bank Catholic



Before Fordham: Earned four varsity letters at Red Bank Catholic... Four-year starter... As a freshman, helped the Caseys to a division championship and a Hoop Group title, earning All-Freshman team accolades in the process... Broke her school's single-season assists record as a sophomore... Two Rivers Times Second Team and All-Shore Sports Network Third Team honors... At the division level, was a First Team selection and a Second Team member in the All-Shore Hoop Group... Second Team in both division and Hoop Group as a junior after averaging over six assists and three steals, also being named All-Shore honorable mention, plus Second Team honors with the Times and All-Shore Sports Network... Team captain as a senior... Second Team again for the Times and Hoop Group but First Team All-Zone, as well... Third Team All Shore Sports Network and Asbury Press.

Personal: Daughter of Pat and Tracey Sabino... Has three older siblings, Sam, Sydney, and Shaelyn, and one younger sibling, Pasquale.

Major: Undecided.



Kate Deutsch

Junior

Forward - 5-10

Marlton, N.J.

Camden Catholic (Dickinson)



Before Fordham: Earned four varsity letters at Cresskill... Finished a decorated career as the Cougars' all-time leading scorer, with 2,324 career points... Two-time team captain, helping Cresskill to three North 1, Group 1 state sectional championships and three League titles... First Team All-League honoree all four years... Named First Team All-North Jersey and All-Bergen County on three occasions... Two-time First Team All-Group 1... 2020 NorthJersey.com's Girls Player of the Year after breaking the school career scoring record as a junior... Two-time North Jersey Interscholastic Conference Player of the Year... Played her club ball with NJ Shoreshots.

Personal: Daughter of Christine and Cory McQuillen... Has an older sister, Erin, and a twin brother, Brian.

Major: Undecided.

2021-22 Overall Statistics & Results

RECORD:	OVERALL	HOME	AWAY	NEUTRAL
ALL GAMES	4-3	2-0	1-1	1-2
CONFERENCE	0-0	0-0	0-0	0-0
NON-CONFERENCE	4-3	2-0	1-1	1-2

#	Player	gp-gs	min	avg	Total		3-Point		F-Throw		Rebounds										pts	avg
					fg-fga	fg%	3fg-fga	3fg%	ft-fa	ft%	off	def	tot	avg	pf	dq	a	to	blk	stl		
02	Anna DeWolfe	7-7	273	39.0	47-125	.376	12-47	.255	9-13	.692	0	17	17	2.4	11	1	17	33	0	9	115	16.4
03	Asiah Dingle	7-7	241	34.4	38-94	.404	1-6	.167	31-38	.816	19	31	50	7.1	24	1	18	23	0	19	108	15.4
20	Kendell Heremaia	7-7	204	29.1	25-66	.379	13-42	.310	13-15	.867	3	33	36	5.1	18	0	19	20	2	6	76	10.9
24	Kaitlyn Downey	7-7	204	29.1	24-64	.375	12-36	.333	5-7	.714	8	26	34	4.9	18	0	16	10	8	6	65	9.3
43	Megan Jonassen	6-6	135	22.5	12-30	.400	0-0	.000	2-2	1.000	17	12	29	4.8	10	0	3	3	2	1	26	4.3
01	Matilda Flood	7-0	75	10.7	8-22	.364	2-8	.250	0-0	.000	3	10	13	1.9	9	1	1	3	0	2	18	2.6
30	Maranda Nyborg	7-0	61	8.7	6-16	.375	0-2	.000	3-3	1.000	6	3	9	1.3	8	0	1	4	2	3	15	2.1
10	Millie Prior	7-1	89	12.7	4-13	.308	0-0	.000	3-4	.750	15	4	19	2.7	9	0	5	3	2	2	11	1.6
13	Sarah Karpell	7-0	129	18.4	3-8	.375	0-3	.000	0-2	.000	6	7	13	1.9	14	0	8	3	0	2	6	0.9
05	Catherine Polisano	4-0	5	1.3	1-2	.500	1-2	.500	0-0	.000	0	0	0	0.0	1	0	0	0	0	0	3	0.8
12	Edona Thaqi	3-0	4	1.3	0-0	.000	0-0	.000	0-0	.000	2	0	2	0.7	0	0	1	0	0	0	0	0.0
33	Colleen McQuillen	2-0	2	1.0	0-0	.000	0-0	.000	0-0	.000	0	0	0	0.0	0	0	0	1	0	0	0	0.0
14	Vilisi Tavui	2-0	3	1.5	0-0	.000	0-0	.000	0-0	.000	0	1	1	0.5	0	0	0	0	0	0	0	0.0
Team											7	9	16				4					
Total.....		7	1425		168-440	.382	41-146	.281	66-84	.786	86	153	239	34.1	122	3	89	107	16	50	443	63.3
Opponents.....		7	1425		166-387	.429	37-96	.385	83-117	.709	66	180	246	35.1	125	-	73	125	22	53	452	64.6

TEAM STATISTICS	FOR	OPP	Date	Opponent	Score	Att.
SCORING	443	452	11/09/21	QUINNIPIAC	Wot 79-71	1310
Points per game	63.3	64.6	11/13/21	at Seton Hall	W 82-63	615
Scoring margin	-1.3	-	11/18/21	at Notre Dame	L 56-71	4487
FIELD GOALS-ATT	168-440	166-387	11/21/21	MICHIGAN ST.	W 71-68	425
Field goal pct	.382	.429	# 11/25/21	vs Baylor	L 45-68	103
3 POINT FG-ATT	41-146	37-96	# 11/26/21	vs Houston	W 67-53	137
3-point FG pct	.281	.385	# 11/27/21	vs Arizona St.	L 43-58	109
3-pt FG made per game	5.9	5.3	* = Conference game			
FREE THROWS-ATT	66-84	83-117				
Free throw pct	.786	.709				
F-Throws made per game	9.4	11.9				
REBOUNDS	239	246				
Rebounds per game	34.1	35.1				
Rebounding margin	-1.0	-				
ASSISTS	89	73				
Assists per game	12.7	10.4				
TURNOVERS	107	125				
Turnovers per game	15.3	17.9				
Turnover margin	+2.6	-				
Assist/turnover ratio	0.8	0.6				
STEALS	50	53				
Steals per game	7.1	7.6				
BLOCKS	16	22				
Blocks per game	2.3	3.1				
ATTENDANCE	1735	5451				
Home games-Avg/Game	2-868	2-2551				
Neutral site-Avg/Game	-	3-116				

Score by Periods	1st	2nd	3rd	4th	OT	Totals
Fordham	101	111	107	110	14	443
Opponents	109	109	105	123	6	452

Game 1

Fordham 79 vs. Quinnipiac 71 (OT)

Official Basketball Box Score -- Game Totals -- Final Statistics
Quinnipiac vs Fordham
11/09/21 6:00 pm at Bronx, NY

Quinnipiac 71 • 0-1,0-0 MAAC

#	Player	Total		3-Ptr	FT-FTA	Rebounds		PF	TP	A	TO	Blk	Stl	Min
		FG-FGA	FG-FGA			Off	Def							
15	Cur'Tiera Haywood	f	0-1	0-0	0-0	0	1	1	2	0	1	3	0	22
30	Mikala Morris	f	6-13	1-2	2-4	1	8	9	4	15	1	5	2	40
12	Rose Caverly	g	5-12	4-5	2-4	0	3	3	4	16	3	1	0	42
22	Mackenzie DeWees	g	6-12	1-1	2-5	1	6	7	1	15	2	3	0	5
44	Makenzie Helms	g	4-7	1-1	1-2	0	1	1	3	10	3	5	0	1
00	Tiera White		0-0	0-0	0-0	0	0	0	1	0	0	0	0	5
03	Halee Smith		1-1	0-0	0-0	1	0	1	0	2	0	0	0	3
23	Sajada Bonner		0-0	0-0	0-0	0	1	1	5	0	1	2	1	0
24	Amani Free		4-5	1-2	4-5	0	3	3	2	13	0	2	0	0
32	Reiven Douglas		0-1	0-0	0-0	0	2	2	0	0	1	0	0	3
	Team					0	0	0			1			
	Totals		26-52	8-11	11-20	3	25	28	22	71	11	23	3	7

1st - FG %: 6-14 42.9% 2nd: 9-14 64.3% 3rd: 4-9 44.4% 4th: 5-10 50.0% Game: 26-52 50.0% Deadball
 3FG %: 1-2 50.0% 4-4 100.0% 1-2 50.0% 2-2 100.0% 8-13 61.5% 11-20 55.0% Rebounds
 FT %: 0-0 0.0% 0-0 0.0% 1-2 50.0% 8-13 61.5% 11-20 55.0% 10,4

Fordham 79 • 1-0,0-0 Atlantic

#	Player	Total		3-Ptr	FT-FTA	Rebounds		PF	TP	A	TO	Blk	Stl	Min
		FG-FGA	FG-FGA			Off	Def							
10	Millie Prior	f	3-7	0-0	1-2	9	1	10	4	7	0	2	1	2
24	Kaitlyn Downey	f	4-13	4-8	2-2	3	7	10	4	14	3	2	0	1
02	Anna DeWolfe	g	6-18	2-4	3-4	0	1	1	2	17	4	4	0	5
03	Asiah Dingle	g	11-17	1-1	11-13	2	4	6	4	34	3	2	0	6
20	Kendell Heremaia	g	2-13	1-9	0-0	0	6	6	2	5	4	2	1	1
01	Matilda Flood		0-3	0-1	0-0	0	0	0	0	0	0	0	0	5
13	Sarah Karpell		0-0	0-0	0-0	1	0	1	2	0	1	0	0	0
30	Maranda Nyborg		0-2	0-0	2-2	2	0	2	1	2	0	1	1	0
	Team					0	0	0						
	Totals		26-73	8-23	19-23	17	19	36	19	79	15	13	3	15

1st - FG %: 7-22 31.8% 2nd: 5-16 31.3% 3rd: 9-16 56.3% 4th: 4-15 26.7% Game: 26-73 35.6% Deadball
 3FG %: 1-2 50.0% 2-3 66.7% 2-4 50.0% 8-23 34.8% 19-23 82.6% Rebounds
 FT %: 2-2 100.0% 1-2 50.0% 3-3 100.0% 1-2 50.0% 5,3

Officials: Alex Leap,Toni Patillo,Ken Kelly

Technical fouls: Quinnipiac-None. Fordham-None.

Attendance: 1310

2021-22 Women's Basketball. Round: 0. Fordham vs Quinnipiac. Played at Rose Hi

Score by periods	1st	2nd	3rd	4th	OT	Total
Quinnipiac	13	22	10	20	6	71
Fordham	17	13	23	12	14	79

Game 2

Fordham 82 at Seton Hall 63

Official Basketball Box Score -- Game Totals -- Final Statistics
Fordham vs Seton Hall
11/13/21 11:30 am at South Orange, NJ

Fordham 82 • 2-0,0-0 Atlantic

#	Player	Total		3-Ptr	FT-FTA	Rebounds		PF	TP	A	TO	Blk	Stl	Min
		FG-FGA	FG-FGA			Off	Def							
24	Kaitlyn Downey	f	0-7	0-0	0-0	1	5	6	3	0	2	1	1	0
02	Megan Jonassen	f	3-7	0-0	0-0	2	3	5	1	6	1	1	1	0
43	Anna DeWolfe	g	7-18	1-5	1-2	0	1	1	0	16	3	6	0	0
03	Asiah Dingle	g	7-13	0-1	4-7	3	10	13	2	18	3	1	0	4
20	Kendell Heremaia	g	9-14	8-11	3-4	1	6	7	2	29	2	5	1	3
01	Matilda Flood		1-1	0-0	0-0	1	0	1	5	2	0	1	0	1
05	Catherine Polissano		0-1	0-1	0-0	0	0	0	0	0	0	0	0	1
10	Millie Prior		0-1	0-0	2-2	1	1	2	1	2	2	0	0	0
12	Edona Thaqi		0-0	0-0	0-0	0	0	0	0	0	0	0	0	1
13	Sarah Karpell		1-3	0-1	0-0	2	2	4	4	2	1	0	0	1
14	Vilisi Tavui		0-0	0-0	0-0	0	0	0	0	0	0	0	0	1
30	Maranda Nyborg		3-5	0-1	1-1	1	0	1	1	7	0	0	1	2
33	Colleen McQuillen		0-0	0-0	0-0	0	0	0	0	0	0	0	0	1
	Team					2	2	4			1			
	Totals		31-70	9-26	11-16	14	30	44	19	82	12	16	4	11

1st - FG %: 6-20 30.0% 2nd: 9-19 47.4% 3rd: 7-15 46.7% 4th: 9-16 56.3% Game: 31-70 44.3% Deadball
 3FG %: 2-6 33.3% 3-11 27.3% 0-2 0.0% 4-7 57.1% 9-26 34.6% Rebounds
 FT %: 4-6 66.7% 3-4 75.0% 2-3 66.7% 2-3 66.7% 11-16 68.8% 2,1

Seton Hall 63 • 1-1,0-0 Big East

#	Player	Total		3-Ptr	FT-FTA	Rebounds		PF	TP	A	TO	Blk	Stl	Min
		FG-FGA	FG-FGA			Off	Def							
04	Andra Espinoza-Hunte	f	5-10	4-6	6-8	0	7	7	4	20	1	3	0	35
14	Sidney Cooks	f	10-15	1-3	0-0	1	8	9	2	21	1	7	1	1
15	Katie Armstrong	g	1-5	0-0	0-0	1	4	5	1	2	2	2	0	1
03	Lauren Park-Lane	g	5-19	1-4	4-5	1	1	2	4	15	6	2	1	1
05	Mya Jackson	g	0-4	0-2	1-2	0	0	0	4	1	1	2	0	1
01	Skylar Treadwell		0-1	0-0	0-0	0	0	0	0	0	0	0	0	1
10	Mya Bembry		0-0	0-0	0-0	0	1	1	0	0	0	1	0	0
22	Amari Wright		1-3	0-1	2-2	0	4	4	2	4	0	3	0	2
33	Kailah Harris		0-0	0-0	0-0	0	0	0	0	0	0	0	0	1
34	Ariel Cummings		0-0	0-0	0-0	0	1	1	1	0	0	0	0	3
	Team					2	2	4						
	Totals		22-57	6-16	13-17	5	28	33	18	63	11	20	2	6

1st - FG %: 6-15 40.0% 2nd: 5-13 38.5% 3rd: 7-16 43.8% 4th: 4-13 30.8% Game: 22-57 38.6% Deadball
 3FG %: 1-2 50.0% 1-7 14.3% 2-3 66.7% 2-4 50.0% 6-16 37.5% Rebounds
 FT %: 0-0 0.0% 5-7 71.4% 7-8 87.5% 1-2 50.0% 13-17 76.5% 3

Officials: Teresa Stuck,Brandon Enterline,Tom Danaher

Technical fouls: Fordham-None. Seton Hall-None.

Attendance: 615

2021-22 Women's Basketball. Round: 0. Fordham vs Seton Hall. Played at Walsh G

Score by periods	1st	2nd	3rd	4th	Total
Fordham	18	24	16	24	82
Seton Hall	13	16	23	11	63

Game 3

Fordham 56 at RV/RV Notre Dame 71

Official Basketball Box Score -- Game Totals -- Final Statistics
Fordham vs Notre Dame
11/18/21 7:00 pm at Notre Dame, IN

Fordham 56 • 2-1,0-0 Atlantic

#	Player	Total		3-Ptr	FT-FTA	Rebounds		PF	TP	A	TO	Blk	Stl	Min
		FG-FGA	FG-FGA			Off	Def							
24	Kaitlyn Downey	f	5-8	3-4	2-2	1	3	4	4	15	0	1	0	2
02	Megan Jonassen	f	1-3	0-0	0-0	2	0	2	2	0	0	0	0	19
02	Anna DeWolfe	g	4-17	1-8	1-2	0	0	0	5	10	0	3	0	0
03	Asiah Dingle	g	6-17	0-1	2-2	2	4	6	3	14	3	4	0	4
20	Kendell Heremaia	g	3-10	0-6	1-2	1	3	4	3	7	2	3	0	2
01	Matilda Flood		1-2	0-1	0-0	1	1	2	0	2	0	0	0	0
05	Catherine Polissano		0-0	0-0	0-0	0	0	0	0	0	0	0	0	1
10	Millie Prior		0-2	0-0	0-0	1	1	2	1	0	2	0	0	0
13	Sarah Karpell		0-2	0-1	0-0	0	0	0	1	0	2	1	0	0
30	Maranda Nyborg		3-6	0-0	0-0	3	1	4	3	6	0	0	0	0
	Team					0	2	2						
	Totals		23-67	4-21	6-8	11	15	26	22	56	9	12	0	8

1st - FG %: 3-18 16.7% 2nd: 9-19 47.4% 3rd: 6-15 40.0% 4th: 5-15 33.3% Game: 23-67 34.3% Deadball
 3FG %: 0-6 0.0% 1-6 16.7% 0-4 0.0% 3-5 60.0% 4-21 19.0% Rebounds
 FT %: 3-4 75.0% 0-0 0.0% 0-0 0.0% 3-4 75.0% 6-8 75.0% 0

Notre Dame 71 • 4-0,1-0 ACC

#	Player	Total		3-Ptr	Rebounds		PF	TP	A	TO	Blk	Stl	Min		
		FG-TOTAL	FG-FTA		Off	Def								Tot	
00	Maya Dodson	f	2-7	0-0	1-2	6	5	11	3	5	2	4	1	0	28
34	Maddy Westbeld	f	7-11	1-1	3-5	0	7	7	2	18	1	3	1	2	37
01	Dara Mabrey	g	6-8	2-4	6-7	0	1	1	1	20	1	3	0	1	36
05	Olivia Miles	g	1-9	0-1	3-4	0	4	4	3	5	2	5	1	1	22
21	Anaya Peoples	g	3-5	0-0	2-2	2	3	5	2	8	0	2	0	1	20
10	Katlyn Gilbert		0-0	0-0	0-0	0	0	0	0	0	0	0	0	0	1
11	Sonia Citron		4-6	1-1	3-3	2	8	10	2	12	3	2	0	1	29
12	Abby Prohaska		1-1	0-0	0-0	0	2	2	2	2	2	0	0	1	12
15	Natalija Marshall		0-1	0-0	1-2	0	0	0	0	1	0	0	0	0	2
33	Sam Brunelle		0-1	0-1	0-0	0	2	2	0	0	1	1	1	0	13
Team						1	3	4							
Totals			24-49	4-8	19-25	11	35	46	15	71	12	20	4	7	200
1st - FG %: 10-16 62.5% 2nd: 6-11 54.5% 3rd: 5-13 38.5% 4th: 3-9 33.3% Game: 24-49 49.0% Deadba 50.0%															
3FG %: 2-3 66.7% 0-0 0.0% 0-1 0.0% 2-4 50.0% 4-8 50.0% Rebound 50.0%															
FT %: 1-1 100.0% 8-8 87.5% 2-4 50.0% 9-12 75.0% 19-25 76.0%															

Game 5

Fordham 45 vs. #6/8 Baylor 68

Game 6

Fordham 67 vs. Houston 53

Official Basketball Box Score -- Game Totals -- Final Statistics

Fordham vs Baylor

11/25/21 11:00 am at Hard Rock Hotel (Cancun, Mexico)

Fordham 45 • 3-2,0-0 Atlantic

#	Player	Total		3-Ptr		Rebounds		PF	TP	A	TO	Blk	Stl	Min
		FG-FGA	FG-FGA	FT-FTA	Off Def Tot	PF	TP							
24	Kaitlyn Downey	f	2-7	0-5	0-0	1	0	1	3	4	3	1	3	34
43	Megan Jonassen	f	2-5	0-0	2-2	2	2	4	3	6	0	2	1	26
02	Anna DeWolfe	g	4-15	2-7	0-0	0	7	7	1	10	3	8	0	37
03	Asiah Dingle	g	2-10	0-1	0-0	1	2	3	5	4	1	4	0	30
20	Kendell Heremaia	g	4-8	3-6	3-3	0	6	6	1	14	0	2	0	24
01	Matilda Flood		2-7	0-2	0-0	0	3	3	1	4	0	0	0	13
05	Catherine Polisano		1-1	1-1	0-0	0	0	0	1	3	0	0	0	2
10	Millie Prior		0-1	0-0	0-0	2	0	2	2	0	0	0	0	7
12	Edona Thaqi		0-0	0-0	0-0	2	0	2	0	0	1	0	0	2
13	Sarah Karpell		0-0	0-0	0-0	1	1	2	2	0	0	1	0	14
14	Vilisi Tavui		0-0	0-0	0-0	0	1	1	0	0	0	0	0	2
30	Maranda Nyborg		0-2	0-0	0-0	0	0	0	1	0	0	1	0	9
Team						0	1	1			1			
Totals			17-56	6-22	5-5	9	23	32	20	45	10	20	4	200

1st - FG %:	3-13	23.1%	2nd - FG %:	4-14	28.6%	3rd - FG %:	5-12	41.7%	4th - FG %:	5-17	29.4%	Game - FG %:	17-56	30.4%	Deadball	
3FG %:	2-6	33.3%	3-8	37.5%	0-2	0.0%	0-0	0.0%	1-6	16.7%	6-22	27.3%	5-5	100.0%	Rebounds	1
FT %:	3-3	100.0%	2-2	100.0%	0-0	0.0%	0-0	0.0%	0-0	0.0%						

Baylor 68 • 4-1,0-0 Big 12

#	Player	Total		3-Ptr		Rebounds		PF	TP	A	TO	Blk	Stl	Min
		FG-FGA	FG-FGA	FT-FTA	Off Def Tot	PF	TP							
11	Nalyssa Smith	f	8-16	0-1	3-5	5	10	15	3	19	1	6	0	33
04	Queen Egbo	c	0-9	0-0	2-2	1	7	8	1	2	1	2	0	24
03	Jordan Lewis	g	6-9	1-3	2-4	1	2	3	2	15	6	1	0	33
21	Ja'Mee Asberry	g	4-6	2-4	0-0	0	1	1	1	10	1	1	0	28
24	Sarah Andrews	g	4-8	2-2	0-0	0	1	1	1	10	2	0	0	32
10	Jaden Owens		0-1	0-1	1-2	0	0	0	2	1	0	1	0	10
11	Andrea Katramados		0-0	0-0	0-0	0	0	0	0	0	0	0	0	2
22	Kamaria McDaniel		0-1	0-1	1-2	1	2	3	1	1	1	0	0	15
25	Kendra Gillispie		0-1	0-0	2-2	1	0	1	1	2	0	1	1	0
51	Caitlin Bickle		3-7	1-3	1-1	1	5	6	1	8	0	4	0	20
Team						2	1	3						
Totals			25-58	6-15	12-18	12	29	41	13	68	12	17	1	200

1st - FG %:	5-14	35.7%	2nd - FG %:	3-13	23.1%	3rd - FG %:	8-16	50.0%	4th - FG %:	9-15	60.0%	Game - FG %:	25-58	43.1%	Deadball	
3FG %:	0-2	0.0%	0-0	0.0%	4-7	57.1%	2-6	33.3%	6-15	40.0%	12-18	66.7%			Rebounds	4
FT %:	4-7	57.1%	0-0	0.0%	4-6	66.7%	4-5	80.0%								

Officials: Adrienne Gilmore,Erika Herriman,Nick Marshall
 Technical fouls: Fordham-None. Baylor-None.
 Attendance: 103
 2021-22 Women's Basketball. Round: 0. Baylor vs Fordham. Played at .

Score by periods	1st	2nd	3rd	4th	Total
Fordham	11	13	10	11	45
Baylor	14	6	24	24	68

Official Basketball Box Score -- Game Totals -- Final Statistics

Houston vs Fordham

11/26/21 1:30 pm at Hard Rock Hotel (Cancun, Mexico)

Houston 53 • 3-3,0-0 AAC

#	Player	Total		3-Ptr		Rebounds		PF	TP	A	TO	Blk	Stl	Min
		FG-FGA	FG-FGA	FT-FTA	Off Def Tot	PF	TP							
01	Bria Patterson	f	3-5	1-2	0-0	2	1	3	0	7	1	0	1	28
30	Tatyana Hill	f	8-15	0-0	3-5	4	4	8	2	19	0	1	1	28
05	Dymond Gladney	g	0-5	0-5	0-0	0	1	1	1	0	2	1	0	28
10	Britney Onyeje	g	2-8	0-4	5-5	2	2	4	5	9	0	3	0	25
14	Laila Blair	g	2-7	0-2	0-0	1	2	3	3	4	2	4	1	16
00	Eryka Sidney		0-2	0-2	0-0	0	0	0	2	0	0	0	0	11
02	Tiara Young		2-9	0-1	2-2	1	1	2	2	6	3	2	0	18
04	Tae'lor Purvis		0-1	0-0	0-0	0	0	0	0	0	0	0	0	1
11	Ash'a Thompson		0-0	0-0	0-0	0	0	0	0	0	0	0	0	1
21	Kendall Brown		0-0	0-0	0-0	0	0	0	0	0	0	0	0	1
23	Julia Blackshell-Fai		2-5	0-0	0-0	2	2	4	0	4	2	0	0	19
32	Tamara Nard		0-1	0-0	0-0	0	1	1	2	0	0	0	0	3
34	Kamryn Jones		0-2	0-0	0-2	0	0	0	1	0	0	0	0	11
44	Jazmaine Lewis		0-1	0-0	0-0	0	0	0	0	0	0	0	0	1
45	Fatou Diagne		2-3	0-0	0-0	1	1	2	0	4	0	2	0	9
Team						3	2	5						
Totals			21-64	1-16	10-14	16	17	33	18	53	10	13	3	200

1st - FG %:	6-16	37.5%	2nd - FG %:	5-18	27.8%	3rd - FG %:	7-12	58.3%	4th - FG %:	3-18	16.7%	Game - FG %:	21-64	32.8%	Deadball	
3FG %:	0-4	0.0%	1-5	20.0%	0-3	0.0%	0-4	0.0%	0-4	0.0%	1-16	6.3%			Rebounds	2
FT %:	2-2	100.0%	2-3	66.7%	2-2	100.0%										

Fordham 67 • 4-2,0-0 Atlantic

#	Player	Total		3-Ptr		Rebounds		PF	TP	A	TO	Blk	Stl	Min
		FG-FGA	FG-FGA	FT-FTA	Off Def Tot	PF	TP							
24	Kaitlyn Downey	f	3-6	1-2	1-2	1	4	5	3	8	5	2	1	27
43	Megan Jonassen	f	4-8	0-0	0-0	2	5	7	2	8	2	0	0	23
02	Anna DeWolfe	g	8-19	1-8	1-1	0	0	0	1	18	2	3	0	39
03	Asiah Dingle	g	3-8	0-0	9-10	4	6	10	3	15	1	6	0	31
20	Kendell Heremaia	g	5-8	1-4	0-0	1	9	10	3	11	5	2	0	29
01	Matilda Flood		2-4	1-1	0-0	0	2	2	2	5	1	2	0	17
05	Catherine Polisano		0-0	0-0	0-0	0	0	0	0	0	0	0	0	1
10	Millie Prior		0-0	0-0	0-0	0	0	0	0	0	0	0	0	4
12	Edona Thaqi		0-0	0-0	0-0	0	0	0	0	0	0	0	0	1
13	Sarah Karpell		1-2	0-1	0-0	2	0	2	1	2	0	0	0	22
30	Maranda Nyborg		0-1	0-1	0-0	0	2	2	0	0	1	1	0	5
33	Colleen McQuillen		0-0	0-0	0-0	0	0	0	0	0	0	1	0	1
Team						2	1	3			1			
Totals			26-56	4-17	11-13	12	29	41	15	67	17	18	2	200

1st - FG %:	6-17	35.3%	2nd - FG %:	7-12	58.3%	3rd - FG %:	6-14	42.9%	4th - FG %:	7-13	53.8%	Game - FG %:	26-56	46.4%	Deadball	
3FG %:	2-5	40.0%	1-4	25.0%	0-2	0.0%	1-6	16.7%	4-17	23.5%					Rebounds	3
FT %:	1-1	100.0%	2-2	100.0%	4-5	80.0%										

Officials:
 Technical fouls: Houston-Britney Onyeje. Fordham-Asiah Dingle.
 Attendance: 137
 2021-22 Women's Basketball. Round: 0. Fordham vs Houston. Played at .

Score by periods	1st	2nd	3rd	4th	Total
Houston	14	13	16	10	53
Fordham	15	17	16	19	67

Game 7

Fordham 45 vs. Arizona State 58

Official Basketball Box Score -- Game Totals -- Final Statistics

Fordham vs Arizona St.

11/27/21 9:00 am at Hard Rock Hotel (Cancun, Mexico)

Fordham 43 • 4-3,0-0 Atlantic

#	Player	Total		3-Ptr		Rebounds		PF	TP	A	TO	Blk	Stl	Min
		FG-FGA	FG-FGA	FT-FTA	Off Def Tot	PF	TP							
24	Kaitlyn Downey	f	0-6	0-2	0-0	0	2	2	1	0	2	2	0	28
43	Megan Jonassen	f	2-5	0-0	0-0	1	0	1	2	4	0	0	0	20
02	Anna DeWolfe	g	7-18	4-10	2-2	0	7	7	1	20	1	3	0	40
03	Asiah Dingle	g	4-15	0-2	2-2	3	3	6	3	10	5	1	0	38
20	Kendell Heremaia	g	1-7	0-5	0-0	0	2	2	4	2	1	3	0	23
01	Matilda Flood		2-4	1-3	0-0	1	2	3	1	5	0	0	0	17
10	Millie Prior		0-0	0-0	0-0	0	1	1	1	0	0	0	0	11
13	Sarah Karpell		1-1	0-0	0-2	0	0	0	0	2	1	1	0	19
30	Maranda Nyborg		0-0	0-0	0-0	0	0	0	0	0	0	1	0	4
Team						3	3	6						
Totals			17-56	5-22	4-6	8	20	28	13	43	10	11	0	200

1st - FG %:	6-14	42.9%	2nd - FG %:	3-10	30.0%	3rd - FG %:	4-16	25.0%	4th - FG %:	4-16	25.0%	Game - FG %:	17-56	30.4%	Dead
-------------	------	-------	-------------	------	-------	-------------	------	-------	-------------	------	-------	--------------	-------	-------	------

2021-22 Game-By-Game Comparison

Opponent	1st	2nd	Score	Mar	Total FG	FG Pct	3-Pointers	3FG Pct	Free Throws	FT Pct	Rebounds	Assist	T/Over	Block	Steal	Fouls
QUINNIPIAC	30/35	35/30	79-71	+8	26-73/26-52	.356/.500	8-23/8-11	.348/.727	19-23/11-20	.826/.550	36/28 +8	15/11	13/23	3/3	15/7	19/22
Seton Hall	42/29	40/34	82-63	+19	31-70/22-57	.443/.386	9-26/6-16	.346/.375	11-16/13-17	.688/.765	44/33 +11	12/11	16/20	4/2	11/6	19/18
Notre Dame	28/42	28/29	56-71	(15)	23-67/24-49	.343/.490	4-21/4-8	.190/.500	6-8/19-25	.750/.760	26/46 (20)	9/12	12/20	0/4	8/7	22/15
MICHIGAN ST.	33/35	38/33	71-68	+3	28-62/27-56	.452/.482	5-15/6-14	.333/.429	10-13/8-11	.769/.727	32/29 +3	16/7	17/18	3/7	4/8	14/22
Baylor	24/20	21/48	45-68	(23)	17-56/25-58	.304/.431	6-22/6-15	.273/.400	5-5/12-18	1000/.667	32/41 (9)	10/12	20/17	4/1	4/7	20/13
Houston	32/27	35/26	67-53	+14	26-56/21-64	.464/.328	4-17/1-16	.235/.063	11-13/10-14	.846/.714	41/33 +8	17/10	18/13	2/3	5/12	15/18
Arizona St.	23/30	20/28	43-58	(15)	17-56/21-51	.304/.412	5-22/6-16	.227/.375	4-6/10-12	.667/.833	28/36 (8)	10/10	11/14	0/2	3/6	13/17

Note: Game totals are displayed in the format TEAM/OPPONENT for each category

2021-22 Team Game-by-Game Highs

Opponent	Date	Score	Points	Rebounds	Assists	Steals	Blocked shots
QUINNIPIAC	11/09/21	79-71	34-Asiah Dingle	10-Millie Prior Kaitlyn Downey	4-Kendell Heremaia Anna DeWolfe	6-Asiah Dingle	1-Kendell Heremaia Maranda Nyborg Millie Prior
at Seton Hall	11/13/21	82-63	29-Kendell Heremaia	13-Asiah Dingle	3-Asiah Dingle Anna DeWolfe	4-Asiah Dingle	1-Maranda Nyborg Megan Jonassen Kaitlyn Downey Kendell Heremaia
at Notre Dame	11/18/21	56-71	15-Kaitlyn Downey	6-Asiah Dingle	3-Asiah Dingle	4-Asiah Dingle	None
MICHIGAN ST.	11/21/21	71-68	24-Kaitlyn Downey Anna DeWolfe	10-Megan Jonassen	5-Kendell Heremaia	2-Kaitlyn Downey	3-Kaitlyn Downey
vs Baylor	11/25/21	45-68	14-Kendell Heremaia	7-Anna DeWolfe	3-Kaitlyn Downey Anna DeWolfe	2-Anna DeWolfe	3-Kaitlyn Downey
vs Houston	11/26/21	67-53	18-Anna DeWolfe	10-Asiah Dingle Kendell Heremaia	5-Kendell Heremaia Kaitlyn Downey	3-Asiah Dingle	1-Millie Prior Kaitlyn Downey
vs Arizona St.	11/27/21	43-58	20-Anna DeWolfe	7-Anna DeWolfe	5-Asiah Dingle	1-Maranda Nyborg Asiah Dingle Matilda Flood	None

2021-22 Team Game-by-Game Statistics

Opponent	Date	Score		Total		3-Pointers		Free throws		Rebounds											
				fg-fga	pct	3fg-fga	pct	ft-fa	pct	off	def	tot	avg	pf	a	t/o	blk	stl	pts	avg	
QUINNIPIAC	11/09/21	79-71	Wot	26-73	.356	8-23	.348	19-23	.826	17	19	36	36.0	19	15	13	3	15	79	79.0	
at Seton Hall	11/13/21	82-63	W	31-70	.443	9-26	.346	11-16	.688	14	30	44	40.0	19	12	16	4	11	82	80.5	
at Notre Dame	11/18/21	56-71	L	23-67	.343	4-21	.190	6-8	.750	11	15	26	35.3	22	9	12	0	8	56	72.3	
MICHIGAN ST.	11/21/21	71-68	W	28-62	.452	5-15	.333	10-13	.769	15	17	32	34.5	14	16	17	3	4	71	72.0	
vs Baylor	11/25/21	45-68	L	17-56	.304	6-22	.273	5-5	1.000	9	23	32	34.0	20	10	20	4	4	45	66.6	
vs Houston	11/26/21	67-53	W	26-56	.464	4-17	.235	11-13	.846	12	29	41	35.2	15	17	18	2	5	67	66.7	
vs Arizona St.	11/27/21	43-58	L	17-56	.304	5-22	.227	4-6	.667	8	20	28	34.1	13	10	11	0	3	43	63.3	
Fordham		443		168-440	.382	41-146	.281	66-84	.786	86	153	239	34.1	122	89	107	16	50	443	63.3	
Opponents		452		166-387	.429	37-96	.385	83-117	.709	66	180	246	35.1	125	73	125	22	53	452	64.6	

Games played: 7
Points/game: 63.3
FG Pct: 38.2
3FG Pct: 28.1
FT Pct: 78.6

Rebounds/game: 34.1
Assists/game: 12.7
Turnovers/game: 15.3
Assist/turnover ratio: 0.8
Steals/game: 7.1
Blocks/game: 2.3

2021-22 Opponent Game-by-Game Statistics

Opponent	Date	Score		fg-fga	pct	3fg-fga	pct	ft-fia	pct	off	def	tot	avg	pf	a	t/o	blk	stl	pts	avg
QUINNIPIAC	11/09/21	79-71	Wot	26-52	.500	8-11	.727	11-20	.550	3	25	28	28.0	22	11	23	3	7	71	71.0
at Seton Hall	11/13/21	82-63	W	22-57	.386	6-16	.375	13-17	.765	5	28	33	30.5	18	11	20	2	6	63	67.0
at Notre Dame	11/18/21	56-71	L	24-49	.490	4-8	.500	19-25	.760	11	35	46	35.7	15	12	20	4	7	71	68.3
MICHIGAN ST.	11/21/21	71-68	W	27-56	.482	6-14	.429	8-11	.727	11	18	29	34.0	22	7	18	7	8	68	68.2
vs Baylor	11/25/21	45-68	L	25-58	.431	6-15	.400	12-18	.667	12	29	41	35.4	13	12	17	1	7	68	68.2
vs Houston	11/26/21	67-53	W	21-64	.328	1-16	.063	10-14	.714	16	17	33	35.0	18	10	13	3	12	53	65.7
vs Arizona St.	11/27/21	43-58	L	21-51	.412	6-16	.375	10-12	.833	8	28	36	35.1	17	10	14	2	6	58	64.6
Opponents		452		166-387	.429	37-96	.385	83-117	.709	66	180	246	35.1	125	73	125	22	53	452	64.6
Fordham		443		168-440	.382	41-146	.281	66-84	.786	86	153	239	34.1	122	89	107	16	50	443	63.3

Games played: 7
Points/game: 64.6
FG Pct: 42.9
3FG Pct: 38.5
FT Pct: 70.9

Rebounds/game: 35.1
Assists/game: 10.4
Turnovers/game: 17.9
Assist/turnover ratio: 0.6
Steals/game: 7.6
Blocks/game: 3.1

2021-22 Team/Opponent Highs/Lows

Fordham - TEAM GAME HIGHS			Opponent - GAME HIGHS		
POINTS	82	at Seton Hall (11/13/21)	POINTS	71	at Notre Dame (11/18/21)
	79	QUINNIPIAC (11/09/21)		71	QUINNIPIAC (11/09/21)
	71	MICHIGAN ST. (11/21/21)		68	vs Baylor (11/25/21)
	67	vs Houston (11/26/21)		68	MICHIGAN ST. (11/21/21)
FIELD GOALS MADE	56	at Notre Dame (11/18/21)	FIELD GOALS MADE	63	at Seton Hall (11/13/21)
	31	at Seton Hall (11/13/21)		27	MICHIGAN ST. (11/21/21)
	28	MICHIGAN ST. (11/21/21)		26	QUINNIPIAC (11/09/21)
	26	vs Houston (11/26/21)		25	vs Baylor (11/25/21)
FIELD GOAL ATTEMPTS	73	QUINNIPIAC (11/09/21)	FIELD GOAL ATTEMPTS	64	vs Houston (11/26/21)
	70	at Seton Hall (11/13/21)		58	vs Baylor (11/25/21)
	67	at Notre Dame (11/18/21)		57	at Seton Hall (11/13/21)
FIELD GOAL PERCENTAGE	.464 (26-56)	vs Houston (11/26/21)	FIELD GOAL PERCENTAGE	.500 (26-52)	QUINNIPIAC (11/09/21)
	.452 (28-62)	MICHIGAN ST. (11/21/21)		.490 (24-49)	at Notre Dame (11/18/21)
	.443 (31-70)	at Seton Hall (11/13/21)		.482 (27-56)	MICHIGAN ST. (11/21/21)
3 PT FIELD GOALS MADE	9	at Seton Hall (11/13/21)	3 PT FIELD GOALS MADE	8	QUINNIPIAC (11/09/21)
	8	QUINNIPIAC (11/09/21)		6	vs Arizona St. (11/27/21)
	6	vs Baylor (11/25/21)		6	vs Baylor (11/25/21)
3 PT FG ATTEMPTS	26	at Seton Hall (11/13/21)		6	MICHIGAN ST. (11/21/21)
	23	QUINNIPIAC (11/09/21)	3 PT FG ATTEMPTS	16	at Seton Hall (11/13/21)
	22	vs Arizona St. (11/27/21)		16	vs Houston (11/26/21)
	22	vs Baylor (11/25/21)		16	at Seton Hall (11/13/21)
3 PT FG PERCENTAGE	.348 (8-23)	QUINNIPIAC (11/09/21)	3 PT FG PERCENTAGE	.727 (8-11)	QUINNIPIAC (11/09/21)
	.346 (9-26)	at Seton Hall (11/13/21)		.500 (4-8)	at Notre Dame (11/18/21)
	.333 (5-15)	MICHIGAN ST. (11/21/21)		.429 (6-14)	MICHIGAN ST. (11/21/21)
FREE THROWS MADE	19	QUINNIPIAC (11/09/21)	FREE THROWS MADE	19	at Notre Dame (11/18/21)
	11	vs Houston (11/26/21)		13	at Seton Hall (11/13/21)
	11	at Seton Hall (11/13/21)		12	vs Baylor (11/25/21)
FREE THROW ATTEMPTS	23	QUINNIPIAC (11/09/21)	FREE THROW ATTEMPTS	25	at Notre Dame (11/18/21)
	16	at Seton Hall (11/13/21)		20	QUINNIPIAC (11/09/21)
	13	vs Houston (11/26/21)		18	vs Baylor (11/25/21)
	13	MICHIGAN ST. (11/21/21)	FREE THROW PERCENTAGE	.833 (10-12)	vs Arizona St. (11/27/21)
FREE THROW PERCENTAGE	1.000 (5-5)	vs Baylor (11/25/21)		.765 (13-17)	at Seton Hall (11/13/21)
	.846 (11-13)	vs Houston (11/26/21)		.760 (19-25)	at Notre Dame (11/18/21)
	.826 (19-23)	QUINNIPIAC (11/09/21)	REBOUNDS	46	at Notre Dame (11/18/21)
REBOUNDS	44	at Seton Hall (11/13/21)		41	vs Baylor (11/25/21)
	41	vs Houston (11/26/21)		36	vs Arizona St. (11/27/21)
ASSISTS	36	QUINNIPIAC (11/09/21)	ASSISTS	12	vs Baylor (11/25/21)
	17	vs Houston (11/26/21)		12	at Notre Dame (11/18/21)
	16	MICHIGAN ST. (11/21/21)		11	at Seton Hall (11/13/21)
STEALS	15	QUINNIPIAC (11/09/21)		11	QUINNIPIAC (11/09/21)
	15	QUINNIPIAC (11/09/21)	STEALS	12	vs Houston (11/26/21)
	11	at Seton Hall (11/13/21)		8	MICHIGAN ST. (11/21/21)
BLOCKED SHOTS	8	at Notre Dame (11/18/21)		7	vs Baylor (11/25/21)
	4	vs Baylor (11/25/21)		7	at Notre Dame (11/18/21)
	4	at Seton Hall (11/13/21)		7	QUINNIPIAC (11/09/21)
	3	MICHIGAN ST. (11/21/21)	BLOCKED SHOTS	7	MICHIGAN ST. (11/21/21)
	3	QUINNIPIAC (11/09/21)		4	at Notre Dame (11/18/21)
TURNOVERS	20	vs Baylor (11/25/21)		3	vs Houston (11/26/21)
	18	vs Houston (11/26/21)		3	QUINNIPIAC (11/09/21)
	17	MICHIGAN ST. (11/21/21)	TURNOVERS	23	QUINNIPIAC (11/09/21)
FOULS	22	at Notre Dame (11/18/21)		20	at Notre Dame (11/18/21)
	20	vs Baylor (11/25/21)		20	at Seton Hall (11/13/21)
	19	at Seton Hall (11/13/21)	FOULS	22	MICHIGAN ST. (11/21/21)
	18	at Seton Hall (11/13/21)			
Fordham - GAME LOWS			Opponent - GAME LOWS		
POINTS	43	vs Arizona St. (11/27/21)	POINTS	53	vs Houston (11/26/21)
	45	vs Baylor (11/25/21)		58	vs Arizona St. (11/27/21)
	56	at Notre Dame (11/18/21)		63	at Seton Hall (11/13/21)
	67	vs Houston (11/26/21)		68	MICHIGAN ST. (11/21/21)
FIELD GOALS MADE	17	MICHIGAN ST. (11/21/21)		68	vs Baylor (11/25/21)
	17	vs Baylor (11/25/21)	FIELD GOALS MADE	21	vs Houston (11/26/21)
	17	vs Arizona St. (11/27/21)		21	vs Arizona St. (11/27/21)
	23	at Notre Dame (11/18/21)		22	at Seton Hall (11/13/21)
FIELD GOAL ATTEMPTS	56	vs Baylor (11/25/21)	FIELD GOAL ATTEMPTS	49	at Seton Hall (11/13/21)
	56	vs Houston (11/26/21)		51	at Notre Dame (11/18/21)
	56	vs Arizona St. (11/27/21)		51	vs Arizona St. (11/27/21)
FIELD GOAL PERCENTAGE	.304 (17-56)	vs Baylor (11/25/21)		52	QUINNIPIAC (11/09/21)
	.304 (17-56)	vs Arizona St. (11/27/21)	FIELD GOAL PERCENTAGE	.328 (21-64)	vs Houston (11/26/21)
	.343 (23-67)	at Notre Dame (11/18/21)		.386 (22-57)	at Seton Hall (11/13/21)
3 PT FIELD GOALS MADE	4	at Notre Dame (11/18/21)		.412 (21-51)	vs Arizona St. (11/27/21)
	4	vs Houston (11/26/21)	3 PT FIELD GOALS MADE	1	vs Houston (11/26/21)
	5	MICHIGAN ST. (11/21/21)		4	at Notre Dame (11/18/21)
	5	vs Arizona St. (11/27/21)		6	at Seton Hall (11/13/21)
3 PT FG ATTEMPTS	15	MICHIGAN ST. (11/21/21)		6	MICHIGAN ST. (11/21/21)
	17	vs Houston (11/26/21)		6	vs Baylor (11/25/21)
	21	at Notre Dame (11/18/21)	3 PT FG ATTEMPTS	8	vs Arizona St. (11/27/21)
3 PT FG PERCENTAGE	.190 (4-21)	at Notre Dame (11/18/21)		11	at Notre Dame (11/18/21)
	.227 (5-22)	vs Arizona St. (11/27/21)		14	QUINNIPIAC (11/09/21)
	.235 (4-17)	vs Houston (11/26/21)		14	MICHIGAN ST. (11/21/21)
FREE THROWS MADE	4	vs Arizona St. (11/27/21)	3 PT FG PERCENTAGE	.063 (1-16)	vs Houston (11/26/21)
	5	vs Baylor (11/25/21)		.375 (6-16)	at Seton Hall (11/13/21)
	6	at Notre Dame (11/18/21)		.375 (6-16)	vs Arizona St. (11/27/21)
FREE THROW ATTEMPTS	5	vs Baylor (11/25/21)	FREE THROWS MADE	8	MICHIGAN ST. (11/21/21)
	6	vs Arizona St. (11/27/21)		10	vs Houston (11/26/21)
	8	at Notre Dame (11/18/21)		10	vs Arizona St. (11/27/21)
FREE THROW PERCENTAGE	.667 (4-6)	vs Arizona St. (11/27/21)	FREE THROW ATTEMPTS	11	MICHIGAN ST. (11/21/21)
	.688 (11-16)	at Seton Hall (11/13/21)		12	vs Arizona St. (11/27/21)
	.750 (6-8)	at Notre Dame (11/18/21)		14	vs Houston (11/26/21)
REBOUNDS	26	at Notre Dame (11/18/21)	FREE THROW PERCENTAGE	.550 (11-20)	QUINNIPIAC (11/09/21)
	28	vs Arizona St. (11/27/21)		.667 (12-18)	vs Baylor (11/25/21)
	32	MICHIGAN ST. (11/21/21)		.714 (10-14)	vs Houston (11/26/21)
	32	vs Baylor (11/25/21)	REBOUNDS	28	QUINNIPIAC (11/09/21)
ASSISTS	9	at Notre Dame (11/18/21)		29	MICHIGAN ST. (11/21/21)
	9	vs Baylor (11/25/21)		33	at Seton Hall (11/13/21)
	10	vs Arizona St. (11/27/21)		33	vs Houston (11/26/21)
STEALS	3	vs Arizona St. (11/27/21)	ASSISTS	7	MICHIGAN ST. (11/21/21)
	4	MICHIGAN ST. (11/21/21)		10	vs Houston (11/26/21)
	4	vs Baylor (11/25/21)		10	vs Arizona St. (11/27/21)
BLOCKED SHOTS	0	at Notre Dame (11/18/21)	STEALS	6	at Seton Hall (11/13/21)
	0	vs Arizona St. (11/27/21)		6	vs Arizona St. (11/27/21)
	2	vs Houston (11/26/21)		7	QUINNIPIAC (11/09/21)
TURNOVERS	11	vs Arizona St. (11/27/21)		7	at Notre Dame (11/18/21)
	12	at Notre Dame (11/18/21)		7	vs Baylor (11/25/21)
	13	QUINNIPIAC (11/09/21)	BLOCKED SHOTS	1	vs Baylor (11/25/21)
FOULS	13	vs Arizona St. (11/27/21)		2	at Seton Hall (11/13/21)
	14	MICHIGAN ST. (11/21/21)		2	vs Arizona St. (11/27/21)
	15	vs Houston (11/26/21)	TURNOVERS	13	vs Houston (11/26/21)
				14	vs Arizona St. (11/27/21)
				17	vs Baylor (11/25/21)
			FOULS	13	vs Baylor (11/25/21)

2021-22 Individual Game Highs

Points	34	Asiah Dingle vs Quinnipiac (11/09/21)
	29	Kendell Heremaia at Seton Hall (11/13/21)
	24	Kaitlyn Downey vs Michigan St. (11/21/21)
	24	Anna DeWolfe vs Michigan St. (11/21/21)
	20	Anna DeWolfe vs Arizona St. (11/27/21)
Field Goals Made	11	Anna DeWolfe vs Michigan St. (11/21/21)
	11	Asiah Dingle vs Quinnipiac (11/09/21)
	10	Kaitlyn Downey vs Michigan St. (11/21/21)
Field Goal Att.	20	Anna DeWolfe vs Michigan St. (11/21/21)
	19	Anna DeWolfe vs Houston (11/26/21)
	18	Anna DeWolfe vs Arizona St. (11/27/21)
	18	Anna DeWolfe at Seton Hall (11/13/21)
	18	Anna DeWolfe vs Quinnipiac (11/09/21)
FG Pct (min 8 made)	.647 (11-17)	Asiah Dingle vs Quinnipiac (11/09/21)
	.643 (9-14)	Kendell Heremaia at Seton Hall (11/13/21)
	.588 (10-17)	Kaitlyn Downey vs Michigan St. (11/21/21)
3-Point FG Made	8	Kendell Heremaia at Seton Hall (11/13/21)
	4	Anna DeWolfe vs Arizona St. (11/27/21)
	4	Kaitlyn Downey vs Michigan St. (11/21/21)
	4	Kaitlyn Downey vs Quinnipiac (11/09/21)
3-Point FG Att.	11	Kendell Heremaia at Seton Hall (11/13/21)
	10	Anna DeWolfe vs Arizona St. (11/27/21)
	9	Kaitlyn Downey vs Michigan St. (11/21/21)
	9	Kendell Heremaia vs Quinnipiac (11/09/21)
3-Pt FG Pct (min 4 made)	.727 (8-11)	Kendell Heremaia at Seton Hall (11/13/21)
	.500 (4-8)	Kaitlyn Downey vs Quinnipiac (11/09/21)
	.444 (4-9)	Kaitlyn Downey vs Michigan St. (11/21/21)
Free Throws Made	11	Asiah Dingle vs Quinnipiac (11/09/21)
	9	Asiah Dingle vs Houston (11/26/21)
	6	Kendell Heremaia vs Michigan St. (11/21/21)
Free Throw Att.	13	Asiah Dingle vs Quinnipiac (11/09/21)
	10	Asiah Dingle vs Houston (11/26/21)
	7	Asiah Dingle at Seton Hall (11/13/21)
FT Pct (min 5 made)	1.000 (6-6)	Kendell Heremaia vs Michigan St. (11/21/21)
	.900 (9-10)	Asiah Dingle vs Houston (11/26/21)
	.846 (11-13)	Asiah Dingle vs Quinnipiac (11/09/21)
Rebounds	13	Asiah Dingle at Seton Hall (11/13/21)
	10	Kendell Heremaia vs Houston (11/26/21)
	10	Asiah Dingle vs Houston (11/26/21)
	10	Megan Jonassen vs Michigan St. (11/21/21)
	10	Kaitlyn Downey vs Quinnipiac (11/09/21)
	10	Millie Prior vs Quinnipiac (11/09/21)
Assists	5	Asiah Dingle vs Arizona St. (11/27/21)
	5	Kendell Heremaia vs Houston (11/26/21)
	5	Kaitlyn Downey vs Houston (11/26/21)
	5	Kendell Heremaia vs Michigan St. (11/21/21)
Steals	6	Asiah Dingle vs Quinnipiac (11/09/21)
	5	Anna DeWolfe vs Quinnipiac (11/09/21)
	4	Asiah Dingle at Notre Dame (11/18/21)
	4	Asiah Dingle at Seton Hall (11/13/21)
Blocked Shots	3	Kaitlyn Downey vs Baylor (11/25/21)
	3	Kaitlyn Downey vs Michigan St. (11/21/21)
	1	Kaitlyn Downey vs Houston (11/26/21)
	1	Millie Prior vs Houston (11/26/21)
	1	Megan Jonassen vs Baylor (11/25/21)
	1	Maranda Nyborg at Seton Hall (11/13/21)
	1	Megan Jonassen at Seton Hall (11/13/21)
	1	Kendell Heremaia at Seton Hall (11/13/21)
	1	Kaitlyn Downey at Seton Hall (11/13/21)
	1	Kendell Heremaia vs Quinnipiac (11/09/21)
	1	Maranda Nyborg vs Quinnipiac (11/09/21)
	1	Millie Prior vs Quinnipiac (11/09/21)
Turnovers	8	Anna DeWolfe vs Baylor (11/25/21)
	6	Asiah Dingle vs Houston (11/26/21)
	6	Anna DeWolfe vs Michigan St. (11/21/21)
	6	Anna DeWolfe at Seton Hall (11/13/21)
Fouls	5	Asiah Dingle vs Baylor (11/25/21)
	5	Anna DeWolfe at Notre Dame (11/18/21)
	5	Matilda Flood at Seton Hall (11/13/21)
Minutes	42	Anna DeWolfe vs Quinnipiac (11/09/21)
	40	Anna DeWolfe vs Arizona St. (11/27/21)

2021-22 Opponent Individual Game Highs

Points	22	Nia Clouden vs Michigan St. (11/21/21)
	21	Sidney Cooks at Seton Hall (11/13/21)
	20	Dara Mabrey at Notre Dame (11/18/21)
	20	Andra Espinoza-Hunte at Seton Hall (11/13/21)
	19	Tatyana Hill vs Houston (11/26/21)
	19	NaLyssa Smith vs Baylor (11/25/21)
Field Goals Made	10	Sidney Cooks at Seton Hall (11/13/21)
	8	Tatyana Hill vs Houston (11/26/21)
	8	NaLyssa Smith vs Baylor (11/25/21)
Field Goal Att.	19	Lauren Park-Lane at Seton Hall (11/13/21)
	16	NaLyssa Smith vs Baylor (11/25/21)
	15	Tatyana Hill vs Houston (11/26/21)
	15	Sidney Cooks at Seton Hall (11/13/21)
FG Pct (min 8 made)	.667 (10-15)	Sidney Cooks at Seton Hall (11/13/21)
	.533 (8-15)	Tatyana Hill vs Houston (11/26/21)
	.500 (8-16)	NaLyssa Smith vs Baylor (11/25/21)
3-Point FG Made	4	Andra Espinoza-Hunte at Seton Hall (11/13/21)
	4	Rose Caverly vs Quinnipiac (11/09/21)
	3	Nia Clouden vs Michigan St. (11/21/21)
3-Point FG Att.	6	Andra Espinoza-Hunte at Seton Hall (11/13/21)
	5	Dymond Gladney vs Houston (11/26/21)
	5	Nia Clouden vs Michigan St. (11/21/21)
	5	Rose Caverly vs Quinnipiac (11/09/21)
3-Pt FG Pct (min 4 made)	.800 (4-5)	Rose Caverly vs Quinnipiac (11/09/21)
	.667 (4-6)	Andra Espinoza-Hunte at Seton Hall (11/13/21)
Free Throws Made	6	Dara Mabrey at Notre Dame (11/18/21)
	6	Andra Espinoza-Hunte at Seton Hall (11/13/21)
	5	Britney Onyeje vs Houston (11/26/21)
	5	Nia Clouden vs Michigan St. (11/21/21)
Free Throw Att.	8	Andra Espinoza-Hunte at Seton Hall (11/13/21)
	7	Dara Mabrey at Notre Dame (11/18/21)
	6	Mael Gilles vs Arizona St. (11/27/21)
	6	Nia Clouden vs Michigan St. (11/21/21)
FT Pct (min 5 made)	1.000 (5-5)	Britney Onyeje vs Houston (11/26/21)
	.857 (6-7)	Dara Mabrey at Notre Dame (11/18/21)
	.833 (5-6)	Nia Clouden vs Michigan St. (11/21/21)
Rebounds	15	NaLyssa Smith vs Baylor (11/25/21)
	11	Mael Gilles vs Arizona St. (11/27/21)
	11	Maya Dodson at Notre Dame (11/18/21)
Assists	6	Jordan Lewis vs Baylor (11/25/21)
	6	Lauren Park-Lane at Seton Hall (11/13/21)
	5	Mael Gilles vs Arizona St. (11/27/21)
Steals	5	Mackenzie DeWees vs Quinnipiac (11/09/21)
	3	Britney Onyeje vs Houston (11/26/21)
	3	Sarah Andrews vs Baylor (11/25/21)
	3	Matilda Ekh vs Michigan St. (11/21/21)
Blocked Shots	4	Tamara Farquhar vs Michigan St. (11/21/21)
	2	Mikala Morris vs Quinnipiac (11/09/21)
	1	Mael Gilles vs Arizona St. (11/27/21)
	1	Katelyn Levings vs Arizona St. (11/27/21)
	1	Laila Blair vs Houston (11/26/21)
	1	Tatyana Hill vs Houston (11/26/21)
	1	Bria Patterson vs Houston (11/26/21)
	1	Kendra Gillispie vs Baylor (11/25/21)
	1	Nia Clouden vs Michigan St. (11/21/21)
	1	Moir Joiner vs Michigan St. (11/21/21)
	1	Alyza Winston vs Michigan St. (11/21/21)
	1	Maddy Westbeld at Notre Dame (11/18/21)
	1	Olivia Miles at Notre Dame (11/18/21)
	1	Sam Brunelle at Notre Dame (11/18/21)
	1	Maya Dodson at Notre Dame (11/18/21)
	1	Lauren Park-Lane at Seton Hall (11/13/21)
	1	Sidney Cooks at Seton Hall (11/13/21)
	1	Sajada Bonner vs Quinnipiac (11/09/21)
Turnovers	7	Sidney Cooks at Seton Hall (11/13/21)
	6	NaLyssa Smith vs Baylor (11/25/21)
	5	Olivia Miles at Notre Dame (11/18/21)
	5	Makenzie Helms vs Quinnipiac (11/09/21)
	5	Mikala Morris vs Quinnipiac (11/09/21)
Fouls	5	Britney Onyeje vs Houston (11/26/21)
	5	Sajada Bonner vs Quinnipiac (11/09/21)

Career Records

POINTS

1.	2,548	Anne Gregory (1976-80)
2.	2,417	Jeanine Radice (1985-89)
3.	1,828	Sharon Nast (1982-86)
4.	1,784	Bre Cavanaugh (2017-20)
5.	1,497	G'mrice Davis (2014-18)
6.	1,475	Suzanne Maguire (1993-97)
7.	1,422	Nicole Williams (1988-92)
8.	1,331	Denise Hammersley (1991-95)
9.	1,318	Becky Peters (2008-12)
10.	1,263	Samantha Clark (2012-16)
11.	1,241	Terri Vaccarino (1981-85)
12.	1,213	Abigail Corning (2010-14)
13.	1,167	Mobolaji Akiode (1999-2003)
14.	1,164	Mary Ann Bilotti (1976-80)
15.	1,145	Cecelia Wanker (1979-83)
16.	1,142	Hannah Missry (2013-17)
17.	1,141	Lauren Holden (2015-19)
18.	1,123	Christie Kennedy (1988-92)
19.	1,121	Heather Donlon (1989-93)
20.	1,062	Erin Rooney (2012-14)
21.	1,050	Kendell Heremaia (2017-present)
22.	1,045	Stacey Paukovitz (1989-93)
23.	1,031	Carol Elser (1981-85)

SCORING AVERAGE

1.	21.8	Jeanine Radice (1985-89)
2.	20.1	Anne Gregory (1976-80)
3.	17.8	Bre Cavanaugh (2017-20)
4.	17.2	Sharon Nast (1982-86)
5.	15.7	Lisa Carrol (2005-07)
		Anna DeWolfe (2019-present)
7.	15.6	Erin Rooney (2012-14)
8.	15.1	Terri Vaccarino (1981-85)
9.	13.2	Suzanne Maguire (1993-97)
10.	13.0	Malysa Thorgren (1997-99)

FIELD GOALS

1.	982	Anne Gregory (1976-80)
2.	929	Jeanine Radice (1985-89)
3.	711	Sharon Nast (1982-86)
4.	589	G'mrice Davis (2014-18)
5.	587	Bre Cavanaugh (2017-20)
6.	570	Nicole Williams (1988-92)
7.	531	Terri Vaccarino (1981-85)
8.	529	Suzanne Maguire (1993-97)
9.	520	Samantha Clark (2012-16)
10.	499	Cecelia Wanker (1979-83)

FIELD GOAL %

1.	.568	Anne Gregory (1976-80)
2.	.543	Sharon Nast (1982-86)
3.	.531	Sue Moser (1988-92)
4.	.520	Kathy Reidy (1986-90)
5.	.519	Nicole Williams (1988-92)
6.	.518	Kelly Fitzpatrick (1991-95)
7.	.517	Kim Cook (1996-98)
8.	.514	Kelly Roche (1989-93)
9.	.512	Peggy Byrnes (1993-97)
10.	.511	Lauren Fleischer (2000-04)

3-POINT FIELD GOALS

1.	310	Hannah Missry (2013-17)
2.	233	Heather Donlon (1989-93)
3.	213	Lauren Holden (2015-19)
4.	212	Denise Hammersley (1991-95)
5.	208	Bre Cavanaugh (2017-20)
6.	200	Suzanne Maguire (1993-97)
7.	183	Kendell Heremaia (2017-present)
8.	171	Abigail Corning (2010-14)
9.	159	Maureen Garvey (1996-2001)
10.	155	Becky Peters (2008-12)

3-POINT FIELD GOAL %

1.	.462	Heather Donlon (1989-93)
2.	.378	Daniela Roark (2005-07)
3.	.368	Beth Michuda (1996-2000)
4.	.366	Rachelle Racht (1992-96)
		Maureen Garvey (1996-2001)
6.	.360	Hannah Missry (2013-17)
7.	.357	Suzanne Maguire (1993-97)
8.	.355	Denise Hammersley (1991-95)
9.	.353	Abigail Corning (2010-14)
		Mary Goulding (2016-19)

FREE THROWS

1.	584	Anne Gregory (1976-80)
2.	521	Jeanine Radice (1985-89)
3.	406	Sharon Nast (1982-86)
4.	402	Bre Cavanaugh (2017-20)
5.	319	G'mrice Davis (2014-18)
6.	284	Liz Kane (1986-90)
7.	283	Denise Hammersley (1991-95)
8.	282	Nicole Williams (1988-92)
9.	258	Ellen-Jo Haskell (1981-85)
		Mobolaji Akiode (1999-03)

FREE THROW %

1.	.873	Beth Ann Dickinson (2002-04)
2.	.862	Marah Strickland (2011-13)
3.	.855	Hannah Missry (2013-17)
4.	.838	Lauren Holden (2015-19)
5.	.851	Jeanine Radice (1985-89)
6.	.846	Bre Cavanaugh (2017-20)
7.	.840	Lisa Carrol (2005-07)
8.	.818	Kristina Bell (2007-11)
9.	.808	Anna DeWolfe (2019-present)
10.	.804	Tiffany Ruffin (2014-15)

REBOUNDS

1.	1,999	Anne Gregory (1976-80)
2.	1,199	G'mrice Davis (2014-18)
3.	946	Samantha Clark (2012-16)
4.	910	Nicole Williams (1988-92)
5.	792	Sharon Nast (1982-86)
6.	737	Suzanne Maguire (1993-97)
7.	715	Kelly Fitzpatrick (1991-95)
		Kyshawn Ruff (2001-05)
9.	705	Terri Vaccarino (1981-85)
10.	702	Abigail Corning (2010-14)

REBOUNDING AVERAGE

1.	15.7	Anne Gregory (1976-80)
2.	9.6	G'mrice Davis (2014-)
3.	8.6	Terri Vaccarino (1981-85)
4.	8.0	Nicole Williams (1988-92)
5.	7.5	Sharon Nast (1982-86)
		Malysa Thorgren (1997-99)
7.	7.2	Kelly Fitzpatrick (1991-95)
		Samantha Clark (2012-16)
9.	6.9	Kyshawn Ruff (2001-05)
10.	6.6	Suzanne Maguire (1993-97)

ASSISTS

1.	725	Mary Hayes (1975-79)
2.	487	Cami Cass (1988-92)
3.	413	Jeanine Radice (1985-89)
4.	409	Denise Hammersley (1991-95)
5.	378	Laura DeGennaro (1981-85)
6.	372	Kathryn McCabe (1995-99)
7.	359	Heather Donlon (1989-93)
8.	358	Monica Mack (2001-05)
9.	340	Abigail Corning (2010-14)
10.	329	Eileen Welsh (1984-88)

STEALS

1.	232	Denise Hammersley (1991-95)
2.	191	Becky Peters (2008-12)
3.	188	Cami Cass (1988-92)
4.	184	Jeanine Radice (1985-89)
5.	182	Monica Mack (2001-05)
6.	175	Laura DeGennaro (1981-85)
7.	171	Suzanne Maguire (1993-97)
8.	170	Theresa Hrubash (1978-82)
		Arielle Collins (2009-13)
10.	165	Maureen Corrigan (1978-80)

BLOCKS

1.	200	Anne Gregory (1976-80)
2.	174	Kelly Roche (1989-93)
3.	149	Samantha Clark (2012-16)
4.	147	Terri Vaccarino (1981-85)
5.	125	Liz Kane (1986-90)
6.	124	Kyshawn Ruff (2001-05)
7.	107	Kathy Reidy (1986-90)
8.	105	Jada Jefferson (2002-06)
9.	103	Anne Gregory (1976-80)
10.	101	Stacey Price (2001-06)

GAMES PLAYED

1.	146	Denise Hammersley (1991-95)
2.	132	Samantha Clark (2012-16)
		Lauren Holden (2016-19)
4.	131	Danielle Burns (2013-17)
5.	128	Hannah Missry (2013-17)
6.	127	Anne Gregory (1976-80)
		Abigail Corning (2010-14)
8.	125	G'mrice Davis (2014-18)
9.	124	Kendell Heremaia (2017-present)
10.	121	Danielle Padovano (2013-17)

GAMES STARTED

1.	126	Samantha Clark (2012-16)
2.	123	Hannah Missry (2013-17)
3.	117	Lauren Holden (2016-19)
4.	112	Suzanne Maguire (1993-97)
5.	111	Jeanine Radice (1985-89)
6.	107	Abigail Corning (2010-14)
7.	106	Kristina Bell (2007-11)
		Becky Peters (2008-12)
9.	103	Monica Mack (2001-05)
10.	100	Bre Cavanaugh (2017-20)

Single-Season Records

POINTS	
1. 686	Jeanine Radice (1988-89)
2. 667	Jeanine Radice (1986-87)
3. 666	Anne Gregory (1978-79)
4. 656	Anne Gregory (1977-78)
5. 632	Anne Gregory (1979-80)
6. 625	Bre Cavanaugh (2019-20)
7. 594	Anne Gregory (1976-77)
594	Jeanine Radice (1987-88)
9. 581	Bre Cavanaugh (2018-19)
10. 578	Bre Cavanaugh (2017-18)

SCORING AVERAGE	
1. 24.8	Jeanine Radice (1987-88)
2. 23.7	Jeanine Radice (1988-89)
3. 23.0	Jeanine Radice (1986-87)
4. 22.0	Anne Gregory (1976-77)
5. 20.8	Anna DeWolfe (2020-21)
6. 20.5	Anne Gregory (1977-78)
7. 20.3	Sharon Nast (1983-84)
8. 19.6	Anne Gregory (1978-79)
9. 19.5	Bre Cavanaugh (2019-20)
10. 18.6	Anne Gregory (1979-80)
	Sharon Nast (1985-86)

FIELD GOALS	
1. 267	Anne Gregory (1978-79)
2. 257	Anne Gregory (1979-80)
257	Jeanine Radice (1988-89)
4. 252	Jeanine Radice (1986-87)
5. 248	Anne Gregory (1977-78)
6. 227	Annette Kennedy (1979-80)
7. 217	Jeanine Radice (1987-88)
8. 208	G'mrice Davis (2017-18)
	Bre Cavanaugh (2019-20)
10. 203	Jeanine Radice (1985-86)

FIELD GOAL %	
1. .607	Anne Gregory (1978-79)
2. .599	Anne Gregory (1979-80)
3. .592	Terri Vaccarino (1984-85)
4. .587	Nicole Williams (1991-92)
5. .585	Sharon Nast (1983-84)
6. .576	Chandra Lambert (1998-99)
7. .568	Anne Gregory (1976-77)
	Emily Tapio (2013-14)
9. .559	Sue Moser (1991-92)
10. .558	Kathy Reidy (1989-90)

3-POINT FIELD GOALS	
1. 93	Heather Donlon (1992-93)
2. 83	Hannah Missry (2013-14)
3. 78	Hannah Missry (2014-15)
	Hannah Missry (2015-16)
5. 74	Bre Cavanaugh (2018-19)
6. 71	Suzanne Maguire (1996-97)
	Hannah Missry (2016-17)
	Lauren Holden (2017-18)
9. 69	Marah Strickland (2012-13)
10. 67	Bre Cavanaugh (2017-18)
	Bre Cavanaugh (2019-20)

3-POINT FIELD GOAL %	
1. .575	Heather Donlon (1989-90)
2. .470	Heather Donlon (1992-93)
3. .434	Beth Michude (1998-99)
4. .427	Denise Hammersley (1991-92)
5. .426	Heather Donlon (1991-92)
6. .415	Maureen Garvey (2000-01)
7. .413	Suzanne Maguire (1995-96)
8. .406	Daniela Roark (2005-06)
9. .403	Rachelle Racht (1995-96)
10. .398	Heather Donlon (1990-91)

FREE THROWS	
1. 176	Anne Gregory (1976-77)
2. 163	Jeanine Radice (1986-87)
3. 158	Anne Gregory (1977-78)
158	Jeanine Radice (1988-89)
5. 145	Sharon Nast (1985-86)
	Bre Cavanaugh (2017-18)
7. 142	Bre Cavanaugh (2019-20)
8. 139	Erin Rooney (2013-14)
9. 136	Jeanine Radice (1987-88)
10. 132	Anne Gregory (1978-79)

FREE THROW %	
1. .898	Jeanine Radice (1988-89)
2. .892	Beth Ann Dickinson (2003-04)
3. .887	Denise Hammersley (1993-94)
4. .883	Jeanine Radice (1987-88)
5. .882	Bre Cavanaugh (2019-20)
6. .870	Kristina Bell (2009-10)
7. .862	Marah Strickland (2012-13)
8. .861	Suzanne Maguire (1995-96)
9. .858	Jeanine Radice (1986-87)
.858	Lisa Carrol (2005-06)

REBOUNDS	
1. 640	Anne Gregory (1976-77)
2. 493	Anne Gregory (1977-78)
3. 444	Anne Gregory (1978-79)
4. 436	G'mrice Davis (2016-17)
5. 429	G'mrice Davis (2017-18)
6. 422	Anne Gregory (1979-80)
7. 297	Samantha Clark (2015-16)
8. 283	Kyshawn Ruff (2002-03)
9. 274	Kelly Fitzpatrick (1993-94)
10. 266	Nicole Williams (1990-91)

REBOUNDING AVERAGE	
1. 23.7	Anne Gregory (1976-77)
2. 15.4	Anne Gregory (1977-78)
3. 13.4	G'mrice Davis (2017-18)
4. 13.1	Anne Gregory (1978-79)
5. 12.8	G'mrice Davis (2016-17)
6. 12.4	Anne Gregory (1979-80)
7. 10.2	Kaitlyn Downey (2020-21)
8. 9.6	Samantha Clark (2015-16)
9. 9.5	Nicole Williams (1990-91)
10. 9.4	Terri Vaccarino (1981-82)

ASSISTS	
1. 305	Mary Hayes (1977-78)
2. 227	Mary Hayes (1978-79)
3. 170	Erin Rooney (2013-14)
4. 154	Tiffany Ruffin (2014-15)
5. 145	Abigail Corning (2013-14)
6. 142	Rebecca Myers (1983-84)
7. 135	Jeanine Radice (1988-89)
8. 131	Denise Hammersley (1994-95)
9. 130	Erin Rooney (2012-13)
10. 127	Cami Cass (1990-91)

STEALS	
1. 100	Mary Hayes (1977-78)
2. 96	Mary Hayes (1978-79)
3. 90	Maureen Corrigan (1978-79)
4. 79	Arielle Collins (2012-13)
5. 75	Maureen Corrigan (1979-80)
75	Denise Hammersley (1994-95)
7. 74	Annette Kennedy (1979-80)
8. 71	Laura DeGennaro (1983-84)
71	Lisa Andrews (1994-95)
10. 70	Denise Hammersley (1992-93)

BLOCKS	
1. 95	Kelly Roche (1992-93)
2. 66	Kelly Roche (1991-92)
3. 57	Terri Vaccarino (1982-83)
4. 53	Anne Gregory (1978-79)
5. 51	Anne Gregory (1977-78)
6. 50	Anne Gregory (1979-80)
50	Samantha Clark (2012-13)
8. 46	Terri Vaccarino (1984-85)
46	Jada Jefferson (2004-05)
10. 44	Terri Vaccarino (1981-82)
44	Takita Earl (2007-08)

Single-Game Records

Points	40	Jeanine Radice (vs. Drexel 12/5/87)
Field Goals	17	Cecelia Wanker (vs. NY Tech 2/10/82)
3-Pt FGs	9	Denise Hammersley (vs. Lafayette 1/26/94)
Rebounds	32	Anne Gregory (vs. Cortland 3/3/77)

Assists	17	Mary Hayes (vs. Brooklyn 1/27/79)
	17	Liz McGovern
Steals	8	Lauren Fleischer (vs. Rhode Island 2/18/01)
	8	Cami Cass
	8	Cami Cass (vs. Holy Cross 2/19/92)
	8	Cami Cass (vs. Butler 1/6/89)
	8	Mary Hayes
	8	Liz McGovern
Blocks	10	Kelly Roche (vs. Navy 2/1/92)

Single-Season Team Records

WINS

1.	27	1978-79
2.	26	2012-13
3.	25	1977-78
		2013-14
		2018-19

WINNING %

1.	.794	1978-79
2.	.778	1975-76
3.	.758	1977-78
		2013-14
5.	.735	2018-19

POINTS

1.	2,443	1978-79
2.	2,274	1979-80
3.	2,207	2013-14
4.	2,106	1991-92
5.	2,084	1988-89

SCORING AVERAGE

1.	73.20	1983-84
2.	72.62	1991-92
3.	71.86	1988-89
4.	71.85	1978-79
5.	68.11	1987-88

FIELD GOALS

1.	1,008	1978-79
2.	956	1979-80
3.	833	1991-92
4.	818	2013-14
5.	800	1988-89

FIELD GOAL %

1.	.497	1984-85
2.	.483	1991-92
3.	.467	1983-84
4.	.457	1989-90
5.	.454	1982-83

3-POINT FIELD GOALS

1.	267	2018-19
2.	244	2013-14
3.	231	2019-20
4.	221	2016-17
5.	207	2012-13

3-POINT FIELD GOAL %

1.	.473	1989-90
2.	.409	1992-93
3.	.407	1987-88
4.	.387	1991-92
5.	.380	1995-96

FREE THROWS

1.	476	1987-88
2.	466	1988-89
3.	461	1986-87
4.	427	1978-79
5.	421	1981-82

FREE THROW %

1.	.797	2019-20
2.	.769	1993-94
		2017-18
4.	.767	2012-13
5.	.761	2016-17

REBOUNDS

1.	1,441	1978-79
2.	1,349	1979-80
3.	1,299	2013-14
4.	1,294	2012-13
5.	1,288	1981-82

REBOUNDING AVG.

1.	42.9	1981-82
2.	42.7	1992-93
3.	42.4	1978-79
4.	40.8	1993-94
5.	40.3	2002-03

ASSISTS

1.	550	1991-92
2.	529	1978-79
3.	527	2013-14
4.	485	1990-91
5.	481	1985-86

STEALS

1.	470	1978-79
2.	375	1979-80
3.	320	1994-95
4.	295	1981-82
5.	265	1984-85


BLOCKS

1.	152	1992-93
2.	124	2004-05
3.	114	2002-03
4.	111	1979-80
5.	109	2003-04



Mary Hayes '79 (left) and Anne Greogry '80 (right) embrace after the Rams won the 1979 Eastern Regional. The 1978-79 squad still holds six team records to this day.

Sharon Nast '86 (right) is third on the all-time scoring list at Fordham, and helped the Rams set team records in scoring average and field goal percentage during her career.



Bre Cavanaugh '20 (left), Fordham's first Player of the Year in the A-10 era, graduated with the fourth-most points and helped the 2018-19 squad set the single-season three-pointers record of 267, hitting 74 of her own.



Kathy Mosolino ranks second at Fordham with 115 wins, leading the Rams to a Final Eight national finish in the 1978-79 season, and was inducted into the Athletic Hall of Fame in 1994.

Fordham Coaching History

Coach's Name (Years)	Seasons	W-L	Pct.
Stephanie V. Gaitley (2011-)	11	205-113	.645
Kathy Mosolino (1974-80)	6	115-46	.714
Kevin Morris (1993-2000)	7	79-116	.405
Jim Lewis (2000-06)	6	56-118	.322
Lou Kern (1986-91)	5	54-90	.375
Christine Wielgus (1991-93)	2	37-21	.638
Cathy Andruzzi (2007-11)	5	31-116	.210
Cathy Coakley (1980-83)	3	30-52	.366
Judith Hoyer (1970-73)	3	18-27	.400
Gary Orr (1984-86)	2	18-39	.316
Joe Buckley (1983-84)	1	11-15	.423
Belinda Venancio (1973-74)	1	7-7	.500

* Sorted by wins

TV/Radio Roster



Matilda Flood
Guard ~ 5-9 ~ Sophomore
Bathurst, Australia



Anna DeWolfe
Guard ~ 5-8 ~ Junior
Cumberland, Maine



Asiah Dingle
Guard ~ 5-4 ~ Senior
Boston, Mass.



Catherine Polisano
Guard ~ 5-9 ~ Junior
Ambler, Pa.



Millie Prior
Forward ~ 6-2 ~ Freshman
Sydney, Australia



Edona Thaqi
Guard ~ 5-9 ~ Graduate
Stamford, Conn.



Sarah Karpell
Guard ~ 5-7 ~ Sophomore
Holmdel, N.J.



Vilisi Tavui
Center ~ 6-4 ~ R-Junior
Nausori, Fiji



Kendell Heremaia
Guard ~ 5-9 ~ Graduate
Whangarei, New Zealand



Chloe Chaffin
Guard ~ 5-10 ~ R-Junior
Kingston, N.Y.




Lexie Tarul
Guard ~ 5-10 ~ Freshman
Bronx, N.Y.



Sophia Sabino
Guard ~ 5-9 ~ Freshman
Rumson, N.J.



Kaitlyn Downey
Forward ~ 6-1 ~ Senior
Hastings-on-Hudson, N.Y.



Maranda Nyborg
Forward ~ 6-3 ~ Sophomore
Bethel, Conn.



Colleen McQuillen
Guard ~ 5-10 ~ Freshman
Cresskill, N.J.



#43 Megan Jonassen
Forward ~ 6-0 ~ Senior
Schwenksville, Pa.