



Table of Contents

Table of Contents.....1
 Mission Statement.....1
 Credits: 1
 Quick Facts/Directions:2

Team History

Batting Records.....23
 Pitching Records.....24
 Team & Coaching Records25
 Single Game/Miscellaneous Records26
 Year-By-Year Results:27-32
 Record Versus Opponents:.....33
 Series History.....34-43

The Coaching Staff

Head Coach Bridget Orchard.....4-5
 Assistant Coach Reese Mariconda.....5
 Assistant Coach Gabby Luety.....6
 Athletic Trainer Erin Cameron.....6
 Strength Coach Josh Greer.....6

This is Fordham

About Fordham:.....44-48
 Fordham’s Athletic Success:.....49-50
 Fordham’s Academic Success:51
 Academic Advising:.....52
 University Administration:53
 Athletic Administration:.....54-55
 Sports Medicine.....56
 Bahoshy Field:57
 Notable Alumni.....58

2017 Fordham Rams

2017 Roster:.....7
 Player Bios:.....8-18

2016 In Review

A-10 Results.....19
 2016 Statistics.....20
 2016 Results.....21



Credits

The 2017 Fordham University Softball Media Guide is a publication of the Fordham University Office of Sports Media Relations. Written, designed, and edited by Ryan Uhlich, Assistant Sports Information Director, using Adobe InDesign. Special thanks to Joe DiBari, Scott Kwiatkowski, and head coach Bridget Orchard for their assistance. Action photography by Vincent Dusovic, Tom Wasiczko, and Joe DiBari. U2 Photos by Bill Denison and Jon Roemer. New York City Photos by Joseph Pobereski (Central Park), Bart Barlow (Skyline), and Jeff Greenberg (Brooklyn Bridge) of New York & Company, Inc. Other photos from the Fordham Office of Public Affairs and Fordham University Sports Media Relations files.



FORDHAM ATHLETICS MISSION STATEMENT

The ultimate objective of Fordham University’s Department of Intercollegiate Athletics is to integrate academic and athletic experiences successfully in the Jesuit tradition. Student-athletes are expected to benefit from the educational, professional, and cultural advantages of a university located in New York City.

Accordingly, we are committed to broad participation in intercollegiate athletics, with ample opportunity provided for meaningful and successful contributions by men, women, and minorities.

For all athletic pursuits, whether they are at the varsity, club, intramural, or recreational level, the Athletic Department strives to provide a rewarding experience for all its constituents. The Department conducts its activities in ways that promote sportsmanship, camaraderie, and a comprehensive commitment to academic excellence, diversity, and equitable opportunity for all students and staff.



THE UNIVERSITY

School: Fordham University
City/Zip: Bronx, N.Y./10458
Founded: 1841
Enrollment(Undergraduate): 8,427
Nickname: Rams
School Colors: Maroon and White
Home Field (Capacity): Bahoshy Softball Complex at
Murphy Field (750)
Dimensions: L - 190, C - 225, R - 190
Affiliation: NCAA Div. I
Conference: Atlantic 10
President: Joseph McShane, S.J.
Alma Mater: Boston College '72
Exec. Director of Athletics: David Roach
Alma Mater: Springfield '71
Deputy Director of Athletics: Charlie Elwood
Athletic Dept. Phone: 718-817-4300
Ticket Office Phone: 718-817-4300

SOFTBALL COACHING STAFF

Head Coach: Bridget Orchard
Alma Mater: Villanova '97
Record at School (yrs): 545-338-1 (15)
Overall Record (yrs): 674-380-3 (19)
Office Phone: 718-817-4412
Assistant Coach: Charisse Mariconda
Assistant Coach: Gabby Luety
Strength & Conditioning Coach: Joshua Greer
Head Athletic Trainer: Vince Porricelli
Asst. Athletic Trainer (Softball): Erin Cameron
Equipment Manager: Joe Webber

TEAM INFORMATION

2016 Overall Record: 39-21
2016 Atlantic 10 Record: 18-4
Lettermen Returning/Lost: 14/3
Position Starters Returning/Lost: 8/0
Pitching Starters Returning/Lost: 1/1
Newcomers: 6

SPORTS INFORMATION

Sports Information Dir.: Joe DiBari
SID Office Phone: 718/817-4240
SID FAX: 718/817-4244
Asst. SID (Softball Contact): Ryan Uhlich
Uhlich e-mail: ruhlich@fordham.edu
Uhlich Phone: 718/817-4240
Assoc. SID: Scott Kwiatkowski
Kwiatkowski e-mail: skwiatkowski@fordham.edu
Kwiatkowski Phone: 718-817-4219
Sports Hotline: 718-817-2RAM
Website: www.fordhamsports.com

DIRECTIONS TO FORDHAM UNIVERSITY

GPS Address: 2853 Southern Boulevard, Bronx, NY 10458

From Long Island/Queens and Brooklyn:

Take either the Throgs Neck Bridge or Whitestone Bridge to the Hutchinson River Parkway North to the Pelham Parkway West. Take Pelham Parkway for approximately two miles until the road splits following the Bronx River Parkway Underpass. Stay right up a small hill and make a right at the light (Kazmiroff/Southern Boulevard). Turn left at the next light into the main parking lot.

From Manhattan:

East Side: Take the F.D. Roosevelt Dr. to the Triborough Bridge. After crossing bridge, follow the Bruckner Expressway to the Bronx River Parkway. Take Bronx River Parkway to Fordham Road Exit (7W). Bear right up a small hill as the road splits following the underpass, then make a right at the light (Kazmiroff/Southern Blvd.) Turn left at next light into the main parking lot.

West Side: Take the Henry Hudson (West Side) Highway to the Mosholu Parkway Exit. Take Mosholu Parkway to end. Make a right onto Kazmiroff Blvd. (Southern Boulevard). Turn right at the third light into campus.

From the North:

Take I-95 South to the Pelham Parkway West (Exit 8c). Take Pelham Parkway for approximately two miles until the road splits following the Bronx River Parkway underpass. Stay right up a small hill and make a right at the light (Kazmiroff/Southern Boulevard). Turn left at the next light into the main parking lot.

From the South/New Jersey:

If traveling by bus, take the George Washington Bridge to the Henry Hudson Parkway/Saw Mill River Parkway North. Exit at Mosholu Parkway. Take Mosholu Parkway to end. Make a right onto Kazmiroff Blvd. (Southern Boulevard). Turn right at the third light into campus. If traveling by car, take the GWB to the Cross Bronx Expressway. Take Cross Bronx Expressway to Bronx River Parkway, and take Bronx River Parkway to Fordham Road Exit (7W). Bear right up a small hill as the road splits following the underpass, then make a right at the light (Kazmiroff/Southern Blvd.) Turn left at next light into the main parking lot.

From the East:

Take either the Throgs Neck Bridge or Whitestone Bridge, and after bridge follow signs for the Cross Bronx Expressway. Take the Cross Bronx Expressway to the Bronx River Parkway, and take the Bronx River to the Fordham Road exit. Bear right up a small hill as the road splits following the underpass, then make a right at the light (Kazmiroff/Southern Boulevard). Turn left at the next light into the main parking lot.

Directions to the Bahoshy Softball Complex: As you enter campus, parking garage is on your left. Bahoshy Field is to the right past McGinley Center.





Bridget ORCHARD

Head Coach 16th Year

In May of 2001, the Fordham softball program had just completed its 17th varsity year and was still looking for its first winning season. Searching for a new head coach who could infuse a new attitude into the program and take it in a new direction, the Rams found Bridget Orchard. Under her guidance, and with her youthful energy and tremendous passion for the game, the Rams have become one of the top programs in the Atlantic 10 and the nation.

Orchard completed her 15th season on Rose Hill in 2016, securing a fourth straight Atlantic 10 conference championship, including a third regular season title. The Rams fell in the NCAA Regional in two contests, to #5 Oregon and Long Beach State.

In 2015, she led the Rams to their second-ever regional final appearance, before falling to North Carolina State, 2-1, at the Harrisonburg Regional in Harrisonburg, Va. The Rams won two elimination games to grab a rematch with the Wolfpack and knocked off top-seeded and nationally-ranked James Madison on its home turf in the process. The 2015 NCAA Tournament appearance marked the third straight for the Rams and fifth over the last six seasons. The Rams also won four games in four days to claim their third consecutive Atlantic 10 Championship, their fourth in the last five years.

During her time in the Bronx, Orchard has amassed a record of 506-317-1, which gives her the most wins and best winning percentage (.612) in Fordham softball history. Her ledger includes five NCAA Regional appearances, four A-10 Championships, back-to-back 40-win seasons, five A-10 Coach of the Year awards, and just one losing season out of 14. Orchard won her 500th career game at Fordham when the Rams defeated George Mason, 1-0 in nine innings, May 3, 2015.

After winning 14 games in her first season, Orchard was named the 2003 Atlantic 10 Softball Coach of the Year, guiding Fordham to what was then its finest season in team history, recording a school record 37 wins and the Rams' first-ever appearance in the Atlantic 10 Softball Championship. At the time, she was the third Fordham head coach to receive the Atlantic 10 Coach of the Year honors. The 2003 Rams also made the NCAA record book, as the team had a 23 1/2 game improvement from the 2002 season, the 7th best turnaround in NCAA history.

After another 30-win season in 2004, Orchard led the Rams to their first Atlantic 10 Championship game in 2005, and had a number of players garner major honors. Fordham swept the major Atlantic 10 Awards with Katie Davis earning Player of the Year honors, Sara Kinney garnering the Pitcher of the Year, and having Laura Klaiber selected as Rookie of the Year, while Orchard captured her second Atlantic 10 Coach of the Year Award in three seasons. She also received her first "Iron Major" Award as Fordham Coach of the Year after the team set new records with 38 overall wins and 15 conference wins. The Rams also had three All-Conference players, three All-Region selections, two Academic All-Atlantic 10 picks, and two All-Atlantic 10 Championship players.

Following that season, a team record nine players earned All-Conference honors in 2006. The Rams also made their second straight Atlantic 10 Championship game appearance in 2006 while recording 37 wins, which tied for the second most in team history.

In 2007, the Rams had five All-Conference players, four All-Mid-Atlantic Region picks, and the Atlantic 10 Rookie of the Year for the

fourth time in Orchard's tenure. Orchard also reached a personal milestone in 2007, recording her 200th win at Fordham, which came against Saint Louis at the Atlantic 10 Championship tournament.

Two thousand eight marked the sixth consecutive winning season for Orchard at Fordham as they team finished with a 36-30 record. The Rams advanced to the A-10 Championship and pulled off an exciting, extra-innings victory over St. Bonaventure before being eliminated by Charlotte.



The following year saw the Rams post their third best winning percentage up to that point as the team compiled a 37-22 record (.627). Fordham advanced to the A-10 Championship once again and even pulled off an upset of then #24 Massachusetts during the regular season.

Two thousand ten was a season for the ages for Coach Orchard. The team set new high-water marks in wins (49), earned votes in a top 25 poll, garnered the school's first-ever at-large invitation to the NCAA Tournament and had two NCAA Regional wins. The team closed the regular season with a 21 game winning streak and set 44 new school records. 2010's team posted an overall record of 49-12, which translated to an .803 winning percentage. The .803 mark set a new school record, surpassing the 2007 team which posted a .661 winning percentage after a 39-20 overall record.

2011 saw the Rams get over the hump and capture the school's first-ever Atlantic 10 title. Orchard was named Coach of the Year in the conference and the entire staff was chosen as the Staff of the Year by the NFCA. The team won 42 games, and defeated Penn State in the NCAA Regional.

After a one year absence from the NCAA Tournament, the Rams made their way back to the promised land in 2013, claiming the program's second A-10 title and securing a spot in the Norman, Okla., Regional.

In 2014, the Rams made in two consecutive Atlantic 10 titles and three out of the last four, as Orchard earned her fifth Atlantic 10 Coach of the Year honor.

Overall in Orchard's 15-year tenure at Fordham, the Rams have had one All-American (Jen Mineau - 2010, 2011), five Atlantic 10 Player of Year honorees (2005, 2010, 2011, 2014, and 2016), two Pitcher of the Year selections (2005 and 2014), six Atlantic 10 Rookies of the Year (2003-05, 2007, 2010, and 2016), five Academic All-Americans (Erin Brooks - 2003-04, Mary Beth Puccio - 2008, Jen Mineau 2011, Michele Daubman - 2015), two Atlantic 10 Student-Athlete of the Year (Puccio - 2009, Mineau - 2010), 65 All-Atlantic 10 selections, 41 All-Mid-Atlantic Region picks, seven ECAC All-Stars, two ECAC Players of the Year and 20 Academic All-Conference awards.

In addition, Orchard already ranks among the winningest active coaches in the country with a .618 winning percentage following the 2016 season.

Prior to Fordham, Orchard spent four seasons as the head coach at Cabrini College in Radnor, Pennsylvania.

As head coach at Cabrini, Orchard posted a 129-42-2 career record, leading the squad to two straight NCAA Division III Tournament bids. In 2001, Cabrini was a finalist in the NCAA East Regional, and the squad was an NCAA Atlantic Regional finalist in 2000. Cabrini won three straight Pennsylvania Athletic Conference regular season championship titles under Orchard, and in 2001 the Cavaliers were ranked 10th in the nation by USA Today.





In 2001 under Orchard, the Cavaliers led the NCAA Division III in hitting, pitching, and fielding. The squad took third place at the NFCA Leadoff Classic among the top 25 teams in the nation, and also won both the Cortlandt/Ithaca and Salisbury State Tournaments. Cabrini posted a 42-5 overall record and a 21-1 conference tally in 2001. Four of Orchard's players were named Division III All-Americans in 2001. Orchard was named the Division III East Regional Coach of the Year in 2001, and she was one of eight Division III National Coach of the Year candidates. A three-time PAC Coach of the Year, she was selected to coach the USA Athletes International Team in Germany in 2000.

Orchard took over the Cabrini squad in 1998 and built the Cavaliers into a national powerhouse in just four seasons. In her first season, Cabrini posted a 22-12-1 overall record, and improved to 26-14-1 the following season. In 2000 the Cavaliers went 39-9, and her 42-5 record in 2001 marks the most productive season in the school's history.

In Orchard's four seasons, Cabrini has compiled a conference record of 85-9. Orchard's squads have also excelled off the field, as indicated by Cabrini's being ranked the fourth-highest academic team in the country by the National Fastpitch Coaches Association in 1999. In 2013, she was inducted into the Cabrini College Athletic Hall of Fame for her coaching tenure.

A four-year standout at Villanova University from 1994-97, Orchard still holds three Wildcat records, and led Villanova to the ECAC Championship title in 1996. Named to the First Team All-Big East, she was also a three-time All-Big East Academic Team member, and was ranked second among the toughest players in the nation to strike out.

In addition to her responsibilities as head softball coach at Cabrini, Orchard also served as the Cabrini College Director of Student Activities from 1999-2001. She received her degree in communication arts from Villanova in 1997, and earned a Masters of Education from Temple University in 2001.

Orchard currently resides in Rye Brook, N.Y., with her husband, Jay, their sons, Luke and Zachary, and daughter, Isabelle (pictured above).



**Reese
MARICONDA**

**Assistant Coach
Fifth Year**

Charisse Mariconda completed her fourth season as a member of the Fordham coaching staff in 2016, earning her fourth straight Atlantic 10 crown in the

process.

Mariconda has been an integral part of the Fordham coaching staff that has led the team to four consecutive Atlantic 10 Championships starting in 2013, working heavily with hitters and with video analysis. The Rams finished with four All-Atlantic 10 performers, all hitters, and four All-Region selections in her first year before placing four more hitters on the All-Atlantic 10 First Team in 2014. During that second year, Mariconda also saw one of her hitters (Elise Fortier) earn Atlantic 10 and ECAC Player of the Year honors. In 2015, four Rams were selected All-Atlantic 10, with three earning All-Region selections, and four more hitters earned All-Conference and All-Region NFCA in 2016, including A-10 Player of the Year and Rookie of the Year.

Prior to Fordham, Mariconda was with Radford University from 2011-12 in the Big South Conference, where she assisted in all areas, which included working with the infielders and the day-to-day operations of the program. She helped the Highlanders to a 38-21 record in 2011 and a 34-21 record in 2012, winning the Big South regular season title in both of those seasons.

Mariconda, a former Virginia Tech standout, made the short trip down I-81 after spending the five seasons in Blacksburg as a player and student assistant coach.

Following a stellar playing career with the Hokies, the native of Hollywood, Fla. worked under Virginia Tech skipper Scot Thomas in 2009-10, while finishing up her coursework and graduating with a degree in sociology in May of 2010.

As a four-year starter at third base and shortstop, Mariconda was a model of consistency, starting all 249 games played from 2006-09. She batted .313 with 47 doubles, 17 home runs, eight triples, scored 115 runs, had 136 RBI and stole 52 bases as she earned NFCA All-Region honors three times. Mariconda was also a three-time All-ACC selection, which included first-team honors in 2008 and 2009, as well as an all-state honoree in 2006, 2008 and 2009. Her 2008 breakout season, which saw her bat a team-best .340 with nine doubles, 37 RBI and 36 runs scored, helped the Hokies reach the Women's College World Series, which included an upset of No. 4 seed Michigan in the Super Regionals.

In addition to her collegiate accomplishments, Mariconda participated in the 2007 Pan American Games in Rio de Janeiro, Brazil and Canada Cup in British Columbia as a member of the Puerto Rican National Team.



Mariconda as a member of the Virginia Tech Hokies, where she started 249 games in four seasons and made an appearance in the Women's College World Series

Orchard's Record at Fordham

Year	W	L	T	Pct.
2002	14	43	0	.246
2003 ^	37	19	0	.660
2004	35	24	1	.592
2005 ^%	38	16	0	.703
2006	37	23	0	.617
2007	39	20	0	.661
2008	36	30	0	.545
2009	37	22	0	.627
2010 ^	49	12	0	.803
2011 #^	42	19	0	.689
2012	32	26	0	.552
2013 #	36	23	0	.610
2014 ^%#	36	20	0	.643
2015 #	38	20	0	.655
2016 ^%#	39	21	0	.650
Totals	545	338	1	.617

^ - Atlantic 10 Coach of the Year
% - Atlantic 10 Regular Season Champions
- Atlantic 10 Tournament Champions



Gabby Luety

Assistant Coach Second Year

Former Fordham softball standout Gabby Luety enters her first season as assistant coach after serving last season as a volunteer.

Luety was a four-year starter at catcher from 2011-14 and helped the Rams to three Atlantic 10 titles and three NCAA Tournament appearances. She was voted First Team All-Atlantic 10 as a senior, Second Team All-Atlantic 10 as a junior and Atlantic 10 All-Rookie as a freshman. She was also selected to the Atlantic 10 All-Tournament Team as a senior and to the NFCA All-Region First Team as a junior.

The Cortland, N.Y. native constructed a very successful career at Fordham. In program history, the former captain ranks first in walks (114), third in home runs (43), fourth in RBI (147), fifth in total bases (337) and games (232) and 10th in hits (179).

A strong student, Luety was also a member of the Atlantic 10 Commissioner Honor Roll, which is awarded to student-athletes who earn at least a 3.5 grade point average. She graduated with a Bachelor of Science in biology.



Erin Cameron

Athletic Trainer Fourth Year

Erin Cameron, a 2013 University of New Hampshire graduate, joined the Fordham Athletic Training office in September of 2013, working with the

softball, men's and women's cross country/track and field, and rowing programs while also assisting with the football team.

As an undergraduate at New Hampshire, Cameron served as a student athletic training assistant, working with the women's hockey team in 2011-2012 and the women's volleyball team in the spring of 2011. In the fall of 2012 she was a student trainer for Phillips Exeter Academy in Exeter, New Hampshire, providing practice and game coverage as well as evaluating injuries and providing treatments and rehabilitation to the athletes. Cameron also served as a student trainer for the University of New Hampshire Campus Recreation Program in the fall of 2010, providing training services to the school's 32 club sports teams.

Cameron, a BOC certified athletic trainer and New York State licensed athletic trainer, graduated from New Hampshire in 2013 with a degree in athletic training. She is CPR, AED and first aid certified by the American Heart Association.



Josh Greer

Strength & Conditioning Third Year

Josh Greer, former assistant strength and conditioning coach at Monmouth University, was named assistant strength and conditioning coach at Fordham

University in June of 2015.

Greer served as the assistant strength and conditioning coach at Monmouth for the past two years where he designed and implemented strength, conditioning, flexibility, mobility, speed and agility programs for men's & women's soccer, men's and women's tennis, the sprinters and jumpers, and the freshman football program. He also assisted with the implementation of strength, conditioning, flexibility, mobility, speed, and agility sessions for football, baseball, softball, men's lacrosse, and men's basketball and with the application of Functional Movement Screen (FMS) and the programing of correctives for the football and women's basketball programs.

Prior to his stint at Monmouth, Greer was the strength and conditioning intern at the University of Delaware from January of 2012 until August of 2013. He assisted the strength and conditioning coaches in daily implementation of strength, conditioning, flexibility, mobility, speed, and agility sessions and worked directly with football, baseball, men's and women's basketball, men's and women's soccer, men's and women's lacrosse, men's and women's swimming and diving, women's volleyball, men's and women's tennis, women's crew, women's track and field and cross country.

While at Delaware, Greer also served as the assistant strength and conditioning coach for club sports.

A 2005 graduate of the University of Delaware, Greer received a Bachelor of Science degree in Exercise Science with a concentration in Exercise and Sports Studies and a minor in Strength and Conditioning. He is a Certified Strength and Conditioning Specialist (C.S.C.S.).




#	Name	Cl.	Pos.	Ht.	B/T	Hometown/High School (Previous School)
2	Chelsea Skrepenak	So.	OF	5-2	R/R	Dallas, Pa./Holy Cross
4	Sydney Canessa	Sr.	OF	5-7	R/R	Wall, N.J./Wall
5	Morgan Figueroa	Jr.	OF	5-1	L/R	Kirkland, Wash./Juanita
6	Amy Van Hoven	Sr.	IF	5-8	L/R	West Monroe, N.Y./Cicero-North Syracuse
7	Madison Aughinbaugh	Fr.	P/IF	5-8	R/R	Port Tobacco, Md./St. Mary's Ryken
10	Jordana Storm	So.	OF	5-3	L/R	Walla Walla, Wash./Walla Walla
11	Maria Trivelpiece	So.	IF	5-5	L/R	Hazel Township, Pa./Hazelton Area
13	Madison Shaw	Jr.	IF	5-7	L/R	Raynham, Mass./Bridgewater-Raynham
14	Jessica Hughes	So.	IF	5-5	L/R	Sewell, N.J. /Washington Township
15	Deanna Burbridge	So.	OF	5-6	R/R	Suffern, N.Y./Mahwah (Queens College)
16	Brielle Cerchio	Fr.	DP	5-4	R/R	Toms River, N.J./Toms River North
17	Stephanie Ferri	Sr.	C	5-10	R/R	Pasadena, Calif./La Salle
18	Ally Vergona	Sr.	C	5-6	R/R	Paramus, N.J./Immaculate Heart Academy (UNC Greensboro)
21	Lindsay Mayer	Sr.	IF/P	5-4	R/R	Lincoln, R.I./Lincoln (Virginia)
22	Kylie Michael	So.	C	5-2	R/R	Chino, Calif./Chino Hills
23	Skylar Johnston	Fr.	IF	5-6	R/R	Virginia Beach, Va./First Colonial
25	Lauren Quense	Sr.	P/IF	5-8	R/R	Langhorne, Pa./Neshaminy
33	Stephanie Rundlett	Fr.	P	5-3	R/R	York, Maine/York
34	Taylor Stocks	Fr.	P	5-8	L/L	Bunker Hill, W.Va./Musselman

Players By State:

- New Jersey - 5
- Pennsylvania - 3
- California - 2
- Washington - 2
- Maine - 1
- Maryland - 1
- Massachusetts - 1
- Rhode Island - 1
- Virginia - 1
- West Virginia - 1

Players By Class:

- Seniors - 6
- Juniors - 2
- Sophomores - 6
- Freshmen - 5



Back Row (l-r): Taylor Stocks, Madison Shaw, Lauren Quense, Allie Bradian (no longer on team),

Stephanie Ferri, Amy Van Hoven, Jessica Hughes, Skylar Johnston, Deanna Burbridge

Front Row (l-r): Stephanie Rundlett, Jordana Storm, Madison Aughinbaugh, Ally Vergona, Lindsay

Mayer, Chelsea Skrepenak, Sydney Canessa, Morgan Figueroa, Kylie Michael, Maria Trivelpiece



#4 Sydney Canessa

Sr. - OF - 5'7 - R/R
Wall, N.J. / Wall

2016: Continued her surge up the all-time program ranks with a fantastic junior campaign that netted her First Team All-Conference honors for the second time, also marking her third straight year with a post-season accolade, plus being named to Academic All-Conference... Earned Atlantic 10 Player of the Week honors twice... Named to the ECAC First Team and the NFCA All-Region Second Team... Continued her incredible stretch of starting every single contest since she arrived on campus, starting in all 60 contests this season and batting .346/.418/.600 with a team-high 11 home runs and 53 RBIs, the latter of which is the fifth-most in a single season... Tied for the team lead with 64 hits, scored 44 times, stole 11 bases, and ripped 12 doubles... Was one of the 25 toughest hitters in Division I to strike

out, only doing so six times, as opposed to 24 walks, ranking nationally with a strikeout every 30.8 at bats... Led the team with 16 multiple RBI games, piled up 14 multi-hit games, and reached base in 25 consecutive contests during the season... Delivered the eventual game-winning RBI single in the fourth inning against Rutgers at UCF Invitational, finishing 2-for-4 (2/13)... Started her 25-game on-base stretch, which saw her average rise from .200 after five games to .367, with a walk in four plate appearances against Stetson (2/14)... Tied the game with a two-run home run against DePaul in the fifth inning of an eventual comeback 6-5 win, serving as the #3 hitter for the first time of her career, where she would stay for nearly the entire campaign (2/19)... Made her lone hit in four at bats count with a two-run single against #19 James Madison (2/20)... RBI single in third inning against #3 Auburn proved to be lone hit and run of the day (2/21)... Provided all the offense the Rams would need in a shutout win over North Florida with a two-run home run in the third inning, finishing 2-for-3 with a double as well (2/26)... Smacked RBI double, the Rams' only hit on the day, and walked in two plate appearances in 11-1 loss to Penn State (2/27)... Roped second home run of the season in third inning in win over Morgan State (2/27)... Had a monster game in a win over Charlotte, going 4-for-5 at the plate with two RBIs and three runs scored, tying the game up late in the sixth inning with a RBI single and capping the offensive outburst with a solo home run an inning later, her third of the year (2/28)... Tied the game with a two-out two-run double against Iowa State in the fourth inning, finishing the game 1-for-2 with a walk (3/4)... Went 1-for-4 with a solo home run against Iowa State (3/6)... Powered her sixth home run of the year, a two-run eventual game winner, in the first inning of a five-inning win over Saint Peter's (3/12)... Tied a career high with four RBIs in a comeback win over Hofstra, with a RBI double in the first inning and helping the Rams take a 6-5 lead in the second inning with a three-run home run, finishing 2-for-5 with a run scored (3/16)... Went 2-for-4 with two RBIs, two runs, and a stolen base against Towson, with the first of her two runs pushing her into the all-time top 10 for that category (3/18)... Matched her career high with four hits in four at bats, including the lone triple of her season, two RBIs, two runs, and two stolen bases against Mount St. Mary's (3/18)... Went 2-for-4 with a RBI and two runs scored in game one at Saint Joseph's (4/2)... Walked three times in four plate appearances with a run scored and a stolen base, her 10th of the year, at George Washington; her third and final walk of the game was her 64th of her career, which pushed her into the top-10 in program history (4/9)... Started the scoring in the first half of a doubleheader against the Colonials with a sacrifice fly in the first inning and a RBI single in the second, adding a walk later in the game and scoring in the ninth inning, then hit a sixth inning solo home run in game two (4/10)... Enjoyed a 4-for-7 day at the plate in a doubleheader at Rhode Island, tallying six RBIs on a home run, double, and two singles (4/23)... Her fifth-inning grand slam tied the game up, 4-4, against George Mason on Senior Day in dramatic fashion; the Rams eventually won game one (5/7)... Tied game three against the Patriots up with a two-run single up the middle in the fourth inning and came around to score the eventual winning run (5/8)... The hero of a slim 1-0 elimination game victory over #2 Dayton in the A-10 Tournament, after not recording a hit in her first five at bats, ripped the walk-off RBI double to deep center to score Figueroa and keep the Rams alive, also entering the all-time top-10 runs batted in list in school history in the process (5/14)... Doubled and drove in a run via sacrifice fly in three at bats in a win over Massachusetts to reach the final (5/15)... Capped the Rams' scoring with a RBI single in the sixth inning and earlier doubled and scored in the championship-clinching win over the Hawks (5/15)... Enjoyed a fantastic two-game performance at the Eugene NCAA Regional that earned her an All-Regional nod, by being the lone Ram to have a multi-hit game against either #5 Oregon or Long Beach State, lacing two singles to the outfield in three at bats against the Ducks (5/20) and powering her 11th home run of the season, a solo shot, to left field in the fifth inning on the first pitch of the at bat, and adding a single earlier in the contest, against the 49ers (5/21) to finish the tournament at .667 (4-for-6)... Finishes her junior campaign on three all-time top-10s in the program's history and is knocking on the door with three others: Canessa sits sixth, seventh, and eighth, respectively, with 139 runs scored, 70 walks, and 115 runs driven in. She is 11th with 22 career home runs and 271 total bases, and her .326 career batting average is the 12th-highest in program history...

2015: Built on a very successful freshman year with a standout sophomore season after being named Second Team All-Atlantic 10 and to the Atlantic 10 All-Championship Team... Started all 58 games in center field and batted leadoff... Paced the Rams with 47 runs, which ranked third in the A-10, collected the second-most hits on the squad with 63, and slashed .323/.404/.451 with eight doubles, one triple, five home runs and 36 RBI while swiping four out of five bases... Arguably the best defensive center fielder in the conference and did not make an error in 66 chances... Produced 15 multi-hit games... Finished 2-for-4 with a double and a run scored in a win over Portland State (2/8)... Went 3-for-4 in a loss to #11/14 Tennessee... Scored two runs, drove home two and added a double in the victory over Florida Gulf Coast (2/14)... Collected a career-high four hits en route to reaching base five times and added three RBIs and two runs in a victory at South Florida (2/14)... Finished 2-for-3 with a walk, double, triple, RBI and two runs in a win at Furman (2/20)... Went a perfect 3-for-3 and scored the Rams' lone run in a loss to Penn State (2/27)... Had two hits, including a double, and a run scored in an extra-inning loss to Maryland (2/27)... Collected a pair of hits in a loss to Northwestern (3/24)... Reached base three times and tallied a pair of runs in a victory over Iona (3/25)... Went 2-for-4 with a double, RBI and a run scored in a win over La Salle (3/29)... Slugged her first career home run, drove in three and scored twice in the victory over Syracuse (4/1)... Tied a program record with five runs scored and added two hits, three walks and a RBI while swiping a base in a win at Massachusetts (4/11)... The next day, hit her second career home run, a grand slam to produce a career-best four RBI, while finishing 2-for-5 to clinch the series sweep over the Minutewomen (4/12)... Produced a big day against in both ends of a doubleheader sweep against George Washington (4/25), where she finished 2-for-3 with a walk, a stolen base, a home run, two runs and three RBI, before following that up with 3-for-4 performance, including a double, two runs and two RBI... Hit her second home run of the series and fourth of the season while adding two RBI to clinch the sweep over the Colonials (4/26)... Went a perfect 3-for-3 with a run scored in the home finale victory over St. John's (4/29)... Finished 2-for-2 with a walk, two runs and a stolen base in the series-opening victory at George Mason (5/2)... Hit the game-tying sacrifice fly in the bottom of the fifth and delivered a RBI single one inning later in the Rams' opening-game victory over St. Bonaventure (5/6) in the Atlantic 10 Championship... The following day against Saint Louis (5/7), tied the contest at 1-1 with a long home run in the top of the third (fifth of the season) and finished 2-for-4 with a pair of runs as well in the victory... Scored twice in an elimination game victory over Binghamton (5/16) at the Harrisonburg Regional.

2014: Had a stellar rookie campaign for the Rams, earning First Team All-Atlantic 10 honors and starting every contest at the leadoff spot... Hit .309 on the year with 54 hits, 48 runs scored, six homers and 26 RBIs... Tallied 15 multi-hit games on the year... Finished in a tie for second in the Atlantic 10 in runs scored... Named Atlantic 10 Rookie of the Week once... Registered the first multi-hit game of her career with a 2-for-4 outing against Chattanooga (2/7)... Went 2-for-5 with a RBI against College of Charleston (2/15), starting a season-high five game hitting streak... Tallied one hit against Western Carolina and San Diego State before registering back-to-back two-hit performances against Cal Poly and BYU (2/16-21)... Went 1-for-2 versus #6 Oregon (2/22)... Tallied a hit and a run against Notre Dame (2/28)... Knocked base hits in consecutive games against Omaha (3/1) and Syracuse (3/2)... Tallied hits in three straight games against Providence (3/7), Central Michigan (3/7) and Western Michigan (3/8)... Picked up a pair of RBI in back-to-back contests against Southern Illinois (3/9) and Troy (3/15)... Went 2-for-3 vs. Georgia State (3/15)... Turned in a 3-for-3 performance with three RBI in the second game of a doubleheader against George Washington (3/22)... Went 5-for-6 with four RBI and three runs scored in her Bahoshy Field debut in a doubleheader against Marist (3/27)... Knocked in a pair of runs when the Rams hosted Hofstra (4/1)... Went 2-for-4 with three runs scored at Lehigh (4/9)... Began another season-high five-game hitting streak against Rhode Island (4/12)... Went 3-for-6 with four runs scored in a doubleheader sweep of Binghamton (4/13)... Registered the game-winning walk-off triple in a 2-for-4 outing against Saint Louis (4/17)... Turned in a multi-hit game in the second half of a twin bill against Massachusetts (4/19)... Went 3-for-5 in a doubleheader sweep of St. Bonaventure (4/22)... Led off the Atlantic 10 Championship game with a solo shot against Saint Louis, one of her three RBI on the day (5/10)... Picked up a hit and drove in a run in the NCAA Regional against South Carolina (5/17)... Named to the Atlantic 10 Commissioner's Honor Roll...

Before Fordham: Four-year varsity softball player at Wall High School in Wall, New Jersey... Became the team's career hits and runs scored leader... Monmouth County Player of the Year by the Star Ledger, Shore Conference Player of the Year by the Ashbury Park Press and Player of the Year by The Coast Star as a junior... Earned First Team All-State, First Team All-Group 3, First Team All-Shore and First Team All-Monmouth County honors... Played summer ball for the New Jersey Nightmare, which won several local and national U18 tournaments and qualified for the PGF Nationals... Member of the National Honor Society and the World Language Honor Society... Ranked in the top 10 of her class academically...

Personal: Finance.



Career Highs

- Hits: 4, 3x, last vs. Mt. St. Mary's, 3/18/16
- Runs: 5 at Massachusetts (Gm. 1), 4/11/15
- 2B: 1, 28x, last vs. Saint Joseph's, 5/15/16
- HR: 1, 22x, last vs. Long Beach St., 5/21/16
- RBI: 4, 4x, last vs. George Mason, 5/7/16
- Longest Hit Streak: 13 games - 2015

Canessa's Career Stats

Season	GP	AB	R	H	2B	3B	HR	RBI	SO	BB	SB	AVG
2014	56	175	48	54	8	1	6	26	15	28	4	.309
2015	58	195	47	63	8	1	5	36	26	18	4	.323
2016	60	185	44	64	12	1	11	53	6	24	11	.346
Totals	174	555	139	181	28	3	22	115	47	70	19	.326



#21 Lindsay Mayer

Sr. - IF - 5'4 - R/R
Lincoln, R.I. / Lincoln

2016: Named A-10 Player of the Year in just her second season in the Bronx, also earning conference First Team recognition and landing on the All-Academic squad... Also named to the NFCA All-Region Third Team... CoSIDA Academic All-American... Named A-10 Player of the Week once... Team MVP... Batted .343/.393/.481 with four home runs and 43 RBIs, notching 62 hits, third-most on the squad, and walked more than struck out (10/19 K/BB)... Had 14 multi-hit games and 11 games with at least two runs driven in, which ranked second on the team... Had a stretch where she reached base in 18 straight contests, over which time the junior batted .370/.453/.556 with two home runs, 17 RBIs, nine walks, and 14 runs scored... Enjoyed first multi-hit game and first RBI of the season against DePaul with a 2-for-3 performance and a sacrifice fly (2/19)... Went 2-for-4

with a double and a run scored in a win over Syracuse (2/26)... Capped the scoring with lone hit of the day against Morgan State, a RBI double in the sixth inning (2/27)... Entered the home opener against Providence batting .236 on the year but began an incredible turnaround to her season with a 2-for-5 day with two singles, three RBIs, and a run scored across two wins over the Friars (3/11)... Went 2-for-2 against Saint Peter's, including a two-run ground-rule double, with three runs scored (3/12)... Knocked in the eventual game-winning run with a RBI single in the third inning against the Peacocks, her lone hit in four trips to the plate (3/13)... Smacked her first home run of the season and finished 2-for-5 with two RBI and a run scored against Hofstra (3/16)... Made it back-to-back games with a home run, this time powering a two-run shot to left for the eventual game-winning run, against Towson (3/18)... Went 3-for-4 against Towson with a run scored (3/19)... Hit RBI ground-rule double in loss against Massachusetts (3/26)... Finished 2-for-4 with a RBI and run scored in game one at Saint Joseph's (4/1)... Plated a run via sacrifice fly despite finishing 0-for-3 with the RBI serving as the eventual game winner in game two (4/1)... Recorded a trio of hits, all singles, in four at bats, with two RBIs, a run, and her first career stolen base (4/3)... In game one against St. Bonaventure, tied the game in the sixth inning with a two-out RBI single, finishing the day a perfect 3-for-3 at the plate with a walk and a run scored (4/6)... Had three singles in four at bats, driving in the tying run in the bottom of the seventh, the second of two RBIs, in game two against the Bonnies (4/6)... Drove in all three runs in a win at George Washington on a first inning sacrifice fly and a go-ahead two-run double in the fifth (4/9)... Powered a solo home run in the first inning in the first game of a doubleheader against the Colonials then enjoyed a 3-for-4 game in the second contest of a doubleheader with two singles and a double (4/10)... Kept up her torrid pace by batting 3-for-5 in a doubleheader sweep over Saint Louis with the go-ahead RBI single in game one, plus two walks, a sacrifice fly, and a RBI double in game two (4/16)... Smacked a RBI ground-rule double to give the Rams a six-run lead in a win over George Mason and came around to score (5/7)... Had half of the team's six hits in a tough 1-0 loss in the A-10 Tournament's opening game against Saint Joseph's, notching three singles in three at bats (5/13)... Powered a two-run home run through the wind and over the left field scoreboard to put the Rams on the board in a do-or-die game against Saint Joseph's, adding a single later in the contest (5/15)... Made just five relief appearances before assuming the role of #2 pitcher after the injury to Rachel Gillen... Overall, appeared in 20 contests and made two starts, throwing to a 3.42 ERA with a 6-0 record in 45 innings, striking out 41... After April 3, the junior transfer FFFFFFFF Earned first victory in the circle at Fordham with three hitless frames, walking two and striking out four to cap a series sweep at Saint Joseph's (4/2)... Kicked off an incredible week in the circle en route to a Player of the Week award with two near-perfect innings in relief, with just one walk allowed against a trio of strikeouts, against Lehigh for her first career save (4/5)... Gave up the go-ahead run in the top of the ninth in her lone inning of relief in game one against St. Bonaventure but Amy Van Hoven's walk-off home run earned her win number two on the season (4/6)... Picked up win number three in game two of the twinbill with four innings of two-run ball in relief (4/6)... Notched her second career save in game one at George Washington with three one-hit shutout innings with no walks allowed and three punchouts (4/9)... Allowed three runs in five relief innings but picked up her fourth win by closing out the game with two shutout innings in the first half of a doubleheader against the Colonials (4/10)... Made second start of her Fordham career and went the distance for the first time, firing five innings of two-hit ball, allowing just an unearned run and four walks with five strikeouts against Saint Louis (4/16)... Finishes her junior campaign with the 10th-highest career slugging percentage (.508) and the eighth-highest career batting average (.331) in school history.

2015: Started all 58 games for the Rams, primarily at the hot corner... Voted to the Atlantic 10 Championship All-Tournament Team... Slashed .319/.390/.535, with the slugging percentage ranking second the team... Led the Atlantic 10 in RBI with 52, the sixth most in Rams' single-season history... Also led the team with 13 doubles, which ranked in a tie for fourth in the conference... Finished with 59 hits, 40 runs and nine home runs, which tied for the team lead, while 22 walks ranked second... Recorded 17 multi-hit games... Went on a tear in postseason play, producing a career-high seven-game hit streak to hit safely in all four Atlantic 10 Championship contests and the first three games of the Harrisonburg Regional... Started her Ram career with a hit, two runs and a RBI in the season-opening loss to Nevada (2/6)... Finished 2-for-3 with a pair of RBI in the win over Pacific (2/7) for the first victory of the season... Started a streak of three straight games with two hits while adding a run and a RBI in a victory over Florida Gulf Coast (2/14)... The next contest in the win at South Florida (2/14), she went 2-for-4 with a double, two runs, two RBI and a walk, before capping of the weekend by going 2-for-3 with a walk, double, run and three RBI in a win over Detroit (2/15)... Finished 2-for-3 with a walk and a run scored in the victory at Furham (2/20)... Tied a career high with three hits, including slugging her first career home run as a Ram, while adding a double, a walk, a run and three RBI in a win over Binghamton (3/13)... Recorded two hits and a RBI the victory over Lipscomb (3/14)... Went 2-for-3 with a walk a walk, RBI and two runs scored in a loss at Saint Louis (3/22)... Hit her second home run that was part of a 2-for-4, three RBI effort in a win over Iona (3/25)... Slugged her third home run of the season two games later and also added three more RBI to complete the doubleheader sweep against La Salle (3/29)... Reached base three times, drove in three and scored a run in the victory over Siena (4/6)... Established a new career high in RBI with five while going 2-for-4 with her fourth home run of the season in the series-opening win at Massachusetts (4/11)... Helped complete the doubleheader sweep of the Minutewomen (4/11) by going 2-for-3 with a walk, home run number five, two RBI and three runs... Finished 2-for-4 with a double in a run the next day to complete the sweep of Massachusetts (4/12) in the series... Went 2-for-3 with a walk, double and a RBI in the series finale win over George Washington (4/26) that completed the series sweep... Hit home run number six in a victory at George Mason (5/2)... Started the seven-game hit streak in the Rams' opening round win over St. Bonaventure (5/6) at the Atlantic 10 Championship... Had the eventual game-winning hit while going 2-for-4 with two RBI and a run in a 5-1 victory over #2 Saint Louis (5/7) at the Atlantic 10 Championship... Tallied two more hits and a RBI to take down George Mason (5/8) and advance to the finals of the Atlantic 10 Championship, before finishing 1-for-4 with a run scored in the 8-2 victory over top-seeded Dayton (5/9) in the championship game... Absolutely caught fire at the Harrisonburg Regional, where she hit three home runs in the first three games while scoring four times and driving home six... In the opening game against North Carolina State (5/15), her seventh home run of the season gave the Rams a brief 5-4 lead before they fell to the Wolfpack... In an elimination game against Binghamton (5/16), she hit a two-run homer in the bottom of the first, her eighth of the season, that proved to be the game-winning hit in an 8-0 mercy-rule victory, as she went 3-for-3 with two runs and four RBI as well... In the next elimination game against #15 James Madison (5/16), the top seed and host, her two-run homer in the bottom of the third inning was once again the game winner, as the Rams held on to eliminate the Dukes, 2-1, and advance to their second ever regional final...

2014 (at Virginia): Started all 51 games for the Cavaliers, leading the team with 37 hits and 10 doubles... Ranked second on the team with 20 runs scored... Recorded seven multi-hit games, including three with three hits... Appeared in the circle 18 times, registering one complete game

High School: One of the premier high school players in New England at Lincoln... Two-time Rhode Island Gatorade Player of the Year in 2012 and 2013... Three-time First Team All-Rhode Island selection and three-time First Team All-Division pick...

Personal: Daughter of Marie and Mark... Has one older sister, Marissa, and two younger siblings, Stacey and Corey.

Major: Communications.



Career Highs

Hits: 3, 8x, last vs. Saint Joseph's, 5/13/16
Runs: 3, 2x, last vs. Saint Peter's, 3/12/16
HRs: 1, 13x, last vs. Saint Joseph's (Gm. 1), 5/15/16
RBIs: 5 at Massachusetts (Gm. 1), 5/11/15
Longest Hit Streak: 11 games - 2016

Mayer's Career Stats

Season	GP	AB	R	H	2B	3B	HR	RBI	SO	BB	SB	AVG
2014	Played at Virginia											
2015	58	185	40	59	13	0	9	52	26	22	0	.319
2016	60	181	28	62	13	0	4	43	10	19	1	.343
Totals	118	366	68	121	26	0	13	95	36	41	1	.331



#17 Stephanie Ferri

Sr. - C - 5'10 - R/R
Pasadena, Calif. / La Salle

2016: Made a career-high 30 appearances including 22 starts as a catcher or DP... Batted .220/.254/.305 on the season with 13 hits and nine runs driven in... Tallied first two hits of the season with two RBI singles as part of 3-for-3 day in comeback win over Rutgers (2/13)...

2015: Played in 12 games, including two starts... Batted .273 (3-for-11) with a run scored and two RBI... Collected her first career hit, which was a double, and scored a her only run in a loss to Gardner-Webb (2/21)...

2014: Saw action in 12 games as a rookie, recording three walks in the process... Started three games... Registered a walk against BYU... Scored one run against Bradley (3/2)...

Before Fordham: Four-year varsity softball player at La Salle High School in Pasadena, California... Two-year captain... Served as the team's starting catcher for four seasons... Helped La Salle to the Camino Real League Championship as well as the California Southern Section CIF State Championship in 2010...

Major: Communications.



Ferri's Career Stats

Table with 13 columns: Season, GP, AB, R, H, 2B, 3B, HR, RBI, SO, BB, SB, AVG. Rows for 2014, 2015, 2016, and Totals.

Career Highs

Runs: 1, 5x, last at George Washington, 4/10/16
Hits: 3, vs. Rutgers, 2/13/16
2Bs: 1, 6x, last at George Washington, 4/10/16



#18 Ally Vergona

Sr. - C - 5'6 - R/R
Paramus, N.J. / Immaculate Heart

2016: Appeared in 46 contests, including 41 starts at catcher or DP, during her junior campaign... Slashed .188/.313/.348 during the season with 13 hits, including five doubles and two home runs, while driving in 14 teammates... Tallied first RBI of her season with a groundout against Providence (3/11)...

2015: Saw action in 17 games behind the plate, including 13 starts... Hit .273 (3-for-11) with one run and one RBI while reaching base at a .429 clip... Made only one error in 63 chances... Made her Ram debut in a loss to Nevada (2/6) while throwing out the first of three base stealers on the year...

2014 (at UNCG): Played one season for the Spartans, making appearances in 20 contests, including 11 starts... Batted .233 with seven hits, five RBI and three runs scored...

High School: Helped lead Immaculate Heart Academy to a 31-2 record and the #2 state ranking her senior year in 2013, batting at a .446 clip with 45 hits, 29 RBI, 22 runs, four home runs and 16 doubles en route to earning spots on the NFCA All-Region First Team and Max Preps All-America Team...

Personal: Daughter of Joseph and Lisa Vergona, sister of Victoria and Christina.

Major: Communications.



Vergona's Career Stats

Table with 13 columns: Season, GP, AB, R, H, 2B, 3B, HR, RBI, SO, BB, SB, AVG. Rows for 2014, 2015, 2016, and Totals.

Career Highs

Hits: 2, 4x, last vs. George Mason, 5/7/16
Runs: 1, 9x, last vs. George Mason, 5/7/16
RBIs: 3, at Rhode Island, 4/23/16



#6 Amy Van Hoven

Sr. - IF - 5'8 - L/R

West Monroe, N.Y. / Cicero-North Syracuse

2016: Started all 60 contests, mostly at shortstop but also at second base, and rebounded from a slow start to her season to slash .294/ .341/ .412 during her junior campaign... Named A-10 Player of the Week once... Named to the Academic All-Conference team... Led the team with 204 at bats, totaling 60 hits, 45 runs, and 11 stolen bases... Ripped 10 doubles, four triples, and two home runs, while driving in 33 teammates... Walked 11 times to 13 strikeouts... Enjoyed 16 multi-hit games, second-most on the team, and was third in the squad with nine multiple RBI contests... Started the season out slowly, hitting .121 after 21 games, but busted out in a massive way with a scorching-hot 10-game hitting streak in which the junior amassed a .636 average (21-for-33) with 18 runs scored and 11 RBIs to raise her season line to .308... Delivered a two-out, two-run go-ahead double in the sixth inning to cap comeback win

against DePaul, her first multi-hit game of the season, with a triple earlier in the contest, and two runs scored (2/19)... Went a perfect 3-for-3 in game two of a doubleheader against Providence in the team's home opener, with a RBI single, one of three, in the third inning (3/11)... Scored three times, walking twice and singling in three at bats, and matching her career-best with two stolen bases against Saint Peter's (3/12)... Tied the game up at 2-2 the following day against the Peacocks with a two-run single in the third inning, finishing the day 2-for-3 with a run, walk, and stolen base (3/13)... Scored the game-tying run in the seventh inning in a comeback win over Hofstra, finishing 3-for-5 on the day with three RBI and two runs scored (3/16)... Finished 3-for-4 with two RBI and two runs scored against Towson (3/18)... Added to an already impressive day with two hits in three at bats with three runs scored against Mount St. Mary's, including the walk-off run via run rule on a wild pitch (3/18)... Smacked RBI triple, the eighth of her career and joint fifth-most in program history, and scored twice against Mount St. Mary's (3/19)... Went a perfect 3-for-3 at the plate with a RBI and run scored in conference-opening win against Massachusetts (3/25)... Lone Ram with multi-hit game, going 2-for-4 with RBI and run scored, in game one loss against Massachusetts (3/26)... Got the scoring started in game one at Saint Joseph's with a RBI double, finishing 2-for-4 with a triple, three RBIs and a run scored (4/2)... Went 3-for-4, all singles, with two stolen bases and two runs scored in win over Saint Joseph's, with her first theft pushing her into the all-time top-10 in school history (4/3)... Blasted her first career home run in walk-off fashion against St. Bonaventure, a three-run blast, in the ninth inning after the Rams fell behind in the top of the frame; Even cooler, when she touched home plate, she also entered the all-time top-10 for that stat (4/6)... Had two extra-base hits, a double and a triple, in game two of the twinbill against the Bonnies, with two runs scored, including the game-tying run in the bottom of the seventh (4/6)... Tallied four singles in seven at bats, with a stolen base and two runs scored in a doubleheader sweep of Saint Louis (4/16)... In a doubleheader at Rhode Island, helped the team to a double-digit victory by batting 3-for-4 with a career-high four RBIs, on a RBI single and a bases-clearing single, while scoring twice, and adding a RBI double in four at bats in game two (4/23)... Capped off a terrific weekend at the plate with three extra-base hits, two doubles and her second home run, two RBIs, a stolen base, and matching a career-high with four runs scored (4/24)... Smacked a two-run single to right center, her only hit of the game, in a win over George Mason (5/7)... Finished the season with a six-game hitting streak, notching one hit in every contest, starting with a single and a run scored in four at bats in a win over Massachusetts in the A-10 Tournament (5/15)... Singled and drove in a run on a groundout in the Rams' A-10 Championship-clinching victory over the Hawks (5/15)... Went 1-for-3 with a two-out single in the sixth inning against #5 Oregon in the Eugene Regional (5/20)... Again notched one hit in three at bats against Long Beach State, lacing a double to left center with one out in the third (5/21)... Finished up her junior campaign by inserting herself into four different all-time top-10's in the school's record books: Van Hoven ranks fifth, seventh, eighth, and ninth, respectively, with 10 triples, 129 runs scored, 197 hits, and 29 stolen bases. Her .347 career batting average is the second-highest in program history, and her 204 at bats during the 2016 season is the eighth-most all-time...



2015: Voted First Team All-Atlantic 10 for the second year in a row at second base... Named Third Team NFCA (National Fastpitch Coaches Association) All-Mid-Atlantic Region at second base... Started all 56 games she played in... Slashed .384/ .417/ .460, with the .384 batting average leading the team and the sixth highest in single-season history... Led the Atlantic 10 with 76 hits, which is the second most in single-season history... 44 runs scored ranked fourth in the conference and second on the team... Recorded seven doubles and four triples, with the three-bagger's pacing the team and the second most in the A-10... Added 25 RBI while leading the Rams with 16 steals (in 20 attempts)... Constructed 26 multi-hit games... Recorded a nine-game hit streak near the end of the season and would hit safely in 15 of the final 16 games... Finished 2-for-4 with a run scored in the season-opening loss to Nevada (2/6)... Went 2-for-2 with two runs, a walk and a stolen base in the victory over Pacific (2/7)... Produced another 2-for-4 effort with two RBI and a run scored in a win over Portland State (2/8)... Collected two hits, including a double, in three at bats, and scored twice in a victory over Florida Gulf Coast (2/14)... Finished with two hits, a run and a RBI in a win at South Florida (2/14)... Recorded her third straight two-hit game, including the first triple of the season, scored twice and stole a career-best two bases in the win over Detroit (2/15)... Set a new career high with three RBI, tripled, singled and scored a victory at Furman (2/20)... Scored twice and swiped a base in a loss to Gardner-Webb (2/21)... Picked up two more hits in an extra-inning loss to Maryland (2/27)... Recorded a career-high four hits in a 4-for-4 effort (falling a home run short of the cycle), tied a career high in RBI with three and scored a run in the win over #13/11 Minnesota (3/1)... Collected two hits, a run and a RBI in a victory over Binghamton (3/13)... Singled, tripled, stole a base, scored and drove in a run in a win at Saint Louis (3/21)... Added two more hits, a run and stolen base in a victory over La Salle (3/29)... Started a streak of four consecutive multi-hit games with a 3-for-4, one run, one stolen base effort in a loss to Dayton (4/4)... Went 3-for-4 with two runs and a RBI the following game in a win over Siena (4/6)... Finished 2-for-4 with two runs, two RBI, a walk and a stolen base in the opening victory of a doubleheader at Massachusetts (4/11), before tying a career high in runs with three, and adding two hits, a RBI and a stolen base to complete the sweep... Had two hits and a run in a victory to open a doubleheader at St. Bonaventure (4/15), before going 3-for-3 with two runs scored in the loss in the nightcap... Started a nine-game hit streak with another 3-for-3 performance with a double, RBI and run to complete a doubleheader sweep of George Washington (4/25)... Helped complete the series sweep of GW (4/26) with two more hits, a run, RBI and stolen base... Had two hits, a run and a stolen base in the series-opening victory at George Mason (5/2) and added two more hits and a stolen base in the series finale against the Colonials (5/3) to complete the series sweep... Recorded two hits, including a double, walked and scored a run in the victory over Dayton (5/9) in the championship game of the Atlantic 10 Championship... Picked up two hits in the opening-game loss to North Carolina State (5/15) at the Harrisonburg Regional... Finished 2-for-2 with a double, run and RBI in the elimination game victory over Binghamton (5/16) at the Harrisonburg Regional... Singled with two outs in the bottom of the third and came around to score on the two-run homer, which proved to be the difference in the game that eliminated #15 James Madison (5/16), the host of the Harrisonburg Regional, and advanced the Rams to their second-ever regional final... Singled and scored the Rams only run in their 2-1 loss to NC State (5/17) in the regional final...

2014: Played in 55 of 56 games as a freshman, making starts in 51 of those appearances... First Team All-Atlantic 10... Two-time Atlantic 10 Rookie of the Week... Hit .367 on the year, good enough for second best on the squad... Her 61 hits tied for the team lead... Led the team in triples with two... Led the Rams in multi-hit games with 19, including five three-hit games... Her 10-game hitting streak tied for the longest on the team this year... Picked up her first collegiate hits with a 2-for-3 performance against the College of Charleston (2/15)... Went 2-for-3 against Cal Poly (2/20)... Recorded hits against BYU and #16 Missouri (2/21)... Went 1-for-4 and scored a run against #1 Florida (3/1)... Drove in the first runs of her career with two RBI in a 3-for-4 performance against Omaha (3/1)... Went 2-for-2 against Syracuse (3/2)... Tallied three hits in four at bats against Western Michigan (3/8)... Went 2-for-3 and picked up a RBI in the second game of a doubleheader at Virginia (3/20)... Tallied two hits in the first game of a doubleheader at George Washington (3/22)... Went 3-for-6 and scored three runs in a doubleheader vs. George Mason (4/5)... Drove in a run at Lehigh (4/9)... Went 4-for-7 in a doubleheader at Rhode Island (4/12)... Recorded two hits against Massachusetts (4/19)... Went an astounding 6-for-7 in a doubleheader sweep of St. Bonaventure (4/22)... Followed that up by going 4-for-7 in a twin bill at La Salle that Saturday (4/26)... Led off the Atlantic 10 Championship with a 3-for-4 effort against Massachusetts (5/8)... Went 2-for-3 with a RBI and two runs scored in the A-10 clinching victory over Saint Louis (5/10)... Registered a hit and a run in the Tallahassee Regional contest with Florida State (5/16) and scored a run against South Carolina (5/17)...

Before Fordham: Four-year varsity softball player at Cicero-North Syracuse High School in Cicero, New York... Batted .527 in 2011, earning CNYCL Co-Player of the Year honors as well as First Team All-CNY... Hit .410 as a junior, receiving First Team All-CNYCL... Helped Cicero-North Syracuse to three Class AA NY State Finals and earned Scholar Athlete status in each of those seasons (2010-12)... Member of TC Tremors 18U Gold for summer ball, the same club that current Ram Gabby Luety played for when she signed with Fordham... Member of the National Honor Society and the high honor roll... Received Scholar Athlete awards in both softball and volleyball... Garnered awards for Excellence in the Humanities and Business while at Cicero North Syracuse...

Personal: Biological Sciences.

Career Highs

- Hits: 4 vs. Minnesota, 3/1/15
- 2Bs: 2, 2x, last at Rhode Island, 4/24/16
- Runs: 4, at Rhode Island, 4/24/16
- RBIs: 4, at Rhode Island, 4/24/16
- SBs: 2, 3x, last at Saint Joseph's, 4/3/16

Van Hoven's Career Stats

Season	GP	AB	R	H	2B	3B	HR	RBI	SO	BB	SB	AVG
2014	55	166	40	61	12	2	0	9	18	13	2	.367
2015	56	198	44	76	7	4	0	25	15	10	20	.384
2016	60	204	45	60	10	4	2	33	13	11	11	.294
Totals	171	568	129	197	29	10	2	67	46	34	29	.347



#25 Lauren Quense

Sr. - P/IF - 5'8 - R/R
Langhorne, Pa. / Neshaminy

2016: Returned from a season-ending injury early in her sophomore campaign to finish with career-highs across the board... Garnered Second Team All-Conference honors with a tremendous second half, especially stepping up with the loss of Rachel Gillen for five weeks towards the end of conference play... Named A-10 Pitcher of the Week once... Compiled a 17-9 record over 40 appearances, 33 starts, with eight complete games and four shutouts... Struck out 110 over 170.2 innings... Tallied first victory of the season with three one-run innings of relief in comeback win against DePaul, with the lone

hit and run coming on a solo home run in the sixth inning (2/19)... Tossed first complete game of the season against Syracuse, allowing one unearned run on five hits and two walks, while striking out four (2/26)... Struck out a career-high nine batters as part of a complete game one-hitter in the home opening win over Providence (3/11)... Earned fourth win by allowing just one run and one hit in three innings against Saint Peter's (3/12)... Fired six shutout innings for complete game victory, allowing two hits and three walks, while striking out four for win number six, a new career high, against Mount St. Mary's (3/19)... Picked up win number seven with five shutout innings of relief at Iona, allowing just two hits and two walks with four strikeouts (3/31)... Hurlled a complete game shutout against Saint Joseph's with just four hits and one walk allowed (4/2)... Began a run as the team's top starter after Gillen's injury with five shutout innings, with just one hit and two walks allowed, for win number nine on the season against Lehigh (4/5)... Struck out a career-high nine batters while matching a career-high eight innings in a no-decision against St. Bonaventure, allowing two runs on six hits and two walks (4/6)... Reached double digit victories for the first time in her career with four one-run innings in game one at George Washington (4/9)... Allowed two runs in her first three innings but just two hits thereafter en route to her 11th victory, in a series-capping victory over the Colonials (4/10)... Fired her fourth shutout of the season and second one-hitter in game one of a doubleheader against Saint Louis despite walking a season-high five batters (4/16)... Picked up wins 13 and 14 with nearly identical lines, throwing four one-run innings with three hits allowed and seven strikeouts in game one at Rhode Island, while punching out two in game two but allowing just one hit (4/23)... Tossed five innings in the series finale at Rhode Island and allowed two earned runs on six hits and one walk while striking out five for her 15th win of the season (4/24)... Started both games of a doubleheader at Dayton and took two tough-luck losses, first allowing a grand slam in the fourth inning of game one but limiting the Flyers to five hits otherwise, then stifling the hosts through six innings before allowing a walk-off double in game two (4/30)... Was dominant in a crucial elimination game win over Massachusetts, allowing just two unearned runs in her final inning, going the distance for her 16th win of the season (5/15)... Capped off a terrific season in the circle with win number 17 against the Hawks in the A-10 Championship, allowing a run on five hits and walk while striking out three in 5.1 innings (5/15)... Made 57 appearances overall, all starts at either pitcher, first base, or DP, and batted .169/.281/.221 on the year with 13 hits, including a grand slam, and walked more times (12) than struck out (11)... Worked a bases loaded walk in a 13-pitch at bat in the first inning before coming up against in the third with three on and unloading on a 1-0 offering for her lone long ball, a grand slam, of the season against Saint Peter's (3/12)... Provided all the offense Gillen would need with a RBI single in the fifth inning in a victory against George Mason (5/7)... Went 1-for-2 with a double and walk in game three (5/8)... Singled and walked twice in a win over Dayton in the A-10 Tournament (5/14)... Drew two more walks in three plate appearances in the team's championship-clinching win over the Hawks (5/15)... Finishes her junior campaign after cracking several top-10 all-time lists: she has the 10th-most appearances (68), ninth-most starts (50), and eighth-most wins (23), respectively, in program history, and her 40 appearances and 33 starts this season are the sixth-most and third-most, respectively, in a single season...

2015: Saw action in 13 games, including 10 starts, and appeared in the circle six times, including three starts, before an injury ended the season prematurely... Finished 1-2 with a 5.25 ERA over 12.0 innings of work while whiffing 10... Collected her lone victory of the season in a 4.0 inning effort that included a season-high five strikeouts against Detroit (2/15)... Recorded only two hits of the season at the plate after going 2-for-4 with a home run in a victory at Furman (2/20)...

2014: Appeared in 50 games and made 46 starts as freshman, primarily as a pitcher and first baseman... Turned in a 3.32 ERA with a 5-4 record in 22 appearances in the circle... Named Atlantic 10 Pitcher of the Week once and Atlantic 10 Rookie of the Week once... Tallied 46 strikeouts in just 82.1 innings of work... Walked only 24 batters on the year... Hit .111 at the dish with five RBI and a pair of extra base hits... Walked three times and doubled in her first college game against LIU Brooklyn (2/7)... Picked up her first collegiate victory by blanking Western Carolina in a complete-game shutout, also went 1-for-3 at the plate (2/16)... Allowed just one run in 6.0 innings of work against Ohio State (2/28)... Tossed a complete-game victory, allowing just one run on three hits and striking out seven against Syracuse (3/2)... Hit a three-run double against Bradley (3/2)... Struck out eight batters over 6.0 innings in her next appearance versus Central Michigan (3/7)... Picked up a win against Southern Illinois (3/9)... Allowed only one run in 8.0 innings of work against Georgia State (3/15)... Tossed a complete-game victory in the second game of a doubleheader against George Mason (4/5)... Allowed no runs and two hits in 3.0 against Saint Louis (4/19)... Named to the Atlantic 10 Commissioner's Honor Roll...

Before Fordham: Three-year varsity softball player at Neshaminy High School in Langhorne, Pennsylvania... Three-time team MVP... Selected as the Bucks County Courier Times Player of the Year in 2011... Followed that by winning the Trentonian Player of the Year award in 2012... Named First Team All-Southeastern Pennsylvania twice (2011-12) as well as to the Courier Times Golden Team... Second Team All-State honors in 2012... Member of the PA Chaos 18U Gold for summer ball, which qualified for both the ASA Gold Nationals and the PGF Nationals in 2012... Member of the distinguished honor roll at Neshaminy...

Personal: Business Administration.



Quense's Career Stats

Career Highs
Hits: 2 at Furman (Gm. 2), 2/20/15
RBI: 3 vs. Bradley, 3/2/14
IP: 8.0, 2x, last vs. St. Bonaventure, 4/6/16
Ks: 9, 2x, last vs. St. Bonaventure, 4/6/16
Pitches: 124, 2x, last vs. St. Bonaventure, 4/6/16

Season	GP	AB	R	H	2B	3B	HR	RBI	SO	BB	SB	AVG
2014	42	27	0	3	2	0	0	5	12	6	0	.111
2015	8	6	1	2	0	0	1	1	3	0	0	.333
2016	57	77	3	13	1	0	1	8	11	12	0	.169
Totals	107	110	4	18	3	0	2	14	26	18	0	.164
Season	APP	GS	W	L	SV	IP	H	R	ER	BB	SO	ERA
2014	22	14	5	4	0	82.1	96	46	39	24	46	3.32
2015	6	3	1	2	0	12.0	13	13	9	5	10	5.25
2016	40	33	17	9	0	170.2	195	109	81	72	110	3.32
Totals	28	17	6	6	0	94.1	109	59	48	29	56	3.56



#13 Madison Shaw

Jr. - IF - 5'7 - L/R

Raynham, Mass. / Bridgewater-Raynham

2016: Rebounded from an injury-plagued freshman campaign with a breakout sophomore season, garnering First Team All-Conference and NFCA All-Region Second Team accolades... Named A-10 Player of the Week once... Made 55 appearances, 51 starts, and led the team with a .361 batting average and .646 slugging percentage, the latter of which is the ninth-highest in a single season in program history, and also reaching base at a .439 clip... Second on the team with 10 home runs, third on the squad with 39 RBIs, and second with 12 doubles... Walked nearly as many times as struck out (20/19 K/BB) and added seven stolen bases on eight attempts... Third on the team with 15 multi-hit games and fourth in the squad with eight multi-RBI games... Had the fourth-longest stretch of consecutive games reaching base with 14 straight, a streak that only continued because she was hit by a pitch in three straight hitless contests, and helped raise her average from .250 to .451 from the end of February to the middle of March... Tallied first hit of the season as a pinch hitter with a RBI single to cap the scoring in a win over Syracuse (2/26)... Notched first multi-hit game of the season with a 2-for-3 performance as the designated player against North Florida (2/26)... Began the aforementioned 14-game stretch by going 2-for-3 with a RBI double and two runs scored against Morgan State (2/27)... Smacked three-run home run in sixth inning against Charlotte to break the deadlock and earn the win, finishing 2-for-3 at the plate with two runs and a walk as well (2/28)... Launched second home run of the season, a solo shot, for the Rams' first run in the second inning in a loss to Iowa State (3/4)... Notched a career-high three hits in three at bats against Providence, including a RBI single in the fourth inning (3/11)... Notched two hits in two at bats with a walk and a two-run single against Saint Peter's (3/12)... Belted a three-run home run to run-rule Saint Peter's (3/13)... Enjoyed a career game with four hits, two doubles, and a walk in five plate appearances, including the walk-off double to cap the comeback against Hofstra (3/16)... Finished 2-for-4 with a RBI single against Towson (3/18)... Collected two hits in two at bats with three RBIs, a run, and a stolen base against Mount St. Mary's (3/18)... Singled in the ninth inning in a scoreless game, advanced to second on a wild pitch, and scored the winning run at Iona (3/31)... Went a perfect 3-for-3 at the plate with a walk, double, and solo home run, and driving in three in game one at Saint Joseph's (4/2)... Homered, singled, and walked in three plate appearances in game two against the Hawks (4/2)... Her lone hit, a RBI double, proved to be the difference in game two of a doubleheader at George Washington (4/10)... Capped an offensive outburst with a bases-clearing double in the third inning of a shortened game two against Saint Louis (4/16)... Exploded in a three-game series sweep at Rhode Island that earned her Player of the Week honors, with four home runs, seven RBIs, five runs, two walks, and a stolen base in just nine trips to the plate (4/23-24)... Had one of the team's three hits in a loss at Dayton, belting her fifth home run in a week, a solo shot, in three trips to the plate (4/30)... Singled, walked, and lined a RBI double to cap the scoring in a win over George Mason (5/7)... Plated the eventual winning run in game three against the Patriots with a deep sacrifice fly in foul territory (5/8)... Singled, doubled, and scored a run in game one against Massachusetts (5/15)... Went 2-for-3 with a RBI single and a double in the championship-clinching win over Saint Joseph's (5/15)...

2015: Saw action in 21 contests, including 17 starts... Slashed .293/.408/.439 with nine runs, 12 hits, three doubles, one home run and four RBI while swiping one base (in one attempt)... In her first career at-bat, produced a two-run single that gave the Rams a 3-0 lead before eventually falling to Nevada (2/6) in the season opener... Produced her best game of the season in a loss to #21/19 Missouri, finishing 2-for-3 with two runs, a double and her first career home run, which tied the contest at 4-4 in the bottom of the fourth... Finished 2-for-3 with two runs in a win at Massachusetts (4/11)... Went 2-for-2 with a double and a RBI in a win over St. John's (4/29)...

Before Fordham: A two-time NFCA All-American at Bridgewater-Raynham High School under Micahel Carrozza... Named Second Team All-America as a senior after taking home First Team honors as a junior... Also earned Second Team All-Region distinction as a sophomore... Led the Trojans to their first-ever Division I State Title as a senior, hitting .537 with five homers and 20 RBI... Hit .620 with five home runs and a .962 slugging percentage as a junior... Named First Team All-State by ESPN Boston and All-Scholastic by the Boston Herald and Boston Globe... Also honored by the Brockton Enterprise and Taunton Gazette, earning spots on the All-Scholastic Team... In addition, earned Taunton Gazette Player of the Year.

Major: Communications.



Shaw's Career Stats

Season	GP	AB	R	H	2B	3B	HR	RBI	SO	BB	SB	AVG
2015	21	41	9	12	3	0	1	4	9	8	1	.293
2016	55	147	26	53	12	0	10	39	20	19	7	.361
Totals	76	188	35	65	15	0	11	43	29	27	8	.346

Career Highs

- Hits:** 4, vs. Hofstra, 3/16/16
- Runs:** 2, 7x, last at Rhode Island, 4/24/16
- 2B:** 2, vs. Hofstra, 3/16/16
- HR:** 2, at Rhode Island, 4/24/16
- RBI:** 5, at Rhode Island, 4/24/16
- Longest Hit Streak:** 5 games, 3x, 2016



#5 Morgan Figueroa


Jr. - OF - 5'1 - L/R
Kirkland, Wash. / Juanita

2016: Started all 60 contests in left field as a sophomore, batting .269/.315/.281 on the season... Notched 45 hits and 27 runs, driving in 15 teammates, and stealing for bases... Enjoyed first multi-hit game of the season with two hits in three at bats against DePaul, including the eventual game-winning run (2/19)... Started the scoring in a win over Syracuse with a RBI single in the second inning (2/26)... Finished 1-for-3 against Morgan State with two RBIs, including the eventual game winner (2/27)... Went 2-for-4 with a run scored against Towson (3/19)... RBI single in the second inning at Massachusetts was the first run driven in of the A-10 schedule (3/25)... Started a stretch of seven straight games with one hit that helped raise her average 13 points, with a 1-for-3 performance with a RBI single, walk, and runs scored against Saint Joseph's (4/3)... Came through by beating out an infield single with the bases loaded to drive in the only run of a win over Lehigh (4/5)... Slapped a two-run single up the middle and scored twice in a win over Saint Louis (4/16)... Enjoyed a big day in a doubleheader at Rhode Island, batting .667 (4-for-6), plus a walk, scoring six times with a pair of stolen bases (4/23)... Went 1-for-3 with a RBI single in a win over George Mason (5/7)... Held hitless in an elimination game against #2 Dayton but reached on an error in the 12th inning and came around to score the winning run on Canessa's double (5/14)... Went 2-for-3 with a run scored and a RBI on a bunt single to start the scoring in a win over Massachusetts in the A-10 Tournament (5/15)... Singled twice in four at bats in a do-or-die game against Saint Joseph's to force a final championship contest (5/15)... Started the scoring with a RBI fielder's choice with the bases loaded in the second inning and later came around to score in the team's championship-clinching victory over the Hawks (5/15)...

2015: Saw action in 47 contests, including 26 starts... Hit a remarkable .412 (21-for-59) with 19 runs and four RBI while reaching base at a .426 clip... Finished third on the team with six steals (in 10 attempts)... Did not commit a single error in the outfield in 32 chances to go along with three assists... Was named the Atlantic 10 Rookie of the Week (3/17) after finishing 13-for-17 (.768) and five runs scored at the North Carolina State Hyatt Place Invitational, where she had a streak of 13 straight plate appearances and had a pair of four-hit games against both Lipscomb (3/14) and Longwood (3/15) while producing game-tying hit and scoring the game-winning run in the extra-inning triumph over Lipscomb... Also finished 2-for-3 with a run scored at the same tournament in a loss to #21/19 Missouri (3/13), before going 2-for-3 in the loss at #25/25 North Carolina State (3/15)... Had another 2-for-3 performance with a run scored in a win over Saint Joseph's (4/18)...

Before Fordham: Standout player at Juanita High School under Kristian Dahl... As team captain, helped lead the Rebels to a fifth-place finish at state in 2013 and a fourth-place finish in 2012... Posted a career batting average of .458 over her career... Member of the Washington Lady Hawks Gold-Miller, a premier program that produced the likes of Fordham greats Erin Fisher and Lindsey Kay Bright... Active in the classroom as well, serving as a member of the National Honor Society, receiving Kirkland Rotary Club Student of the Month and Juanita High School Martin Luther King Hero Award, and serving as the co-president of her class cabinet...

Major: General Science.



Figueroa's Career Stats

Season	GP	AB	R	H	2B	3B	HR	RBI	SO	BB	SB	AVG
2015	47	51	19	21	0	0	0	4	7	1	6	.412
2016	60	167	27	45	0	1	0	15	17	9	4	.269
Totals	107	218	46	66	0	1	0	19	24	10	10	.303

Career Highs

Hits: 4, 2x, last vs. Longwood, 3/15/15
Runs: 3, 2x, last at Rhode Island, 4/23/16
Longest Hit Streak: 7 games - 2016



#14 Jessica Hughes

So. - IF - 5'5" - L/R
Sewell, N.J. / Washington Township

2016: Made a major impact in the Bronx as a freshman, setting the all-time record for steals in a season and reaching the all-time top five by year's end, starting and appearing in all but one of 60 contests between shortstop and second base... Named A-10 Rookie of the Year, First Team All-Conference, and to the All-Rookie squad... Four-time Atlantic-10 Rookie of the Week... Designated as a member of the ECAC Division I Second Team and the NFCA All-Region Third Team... One of 25 to be named a finalist for NFCA Division I Freshman of the Year... Batted .352/.469/.445 on the year, with the on-

base percentage ranking second in the conference and fifth-highest in a single season at Fordham, with 36 steals in 41 attempts and a conference-leading 37 walks to 19 strikeouts... Co-led the team with 64 hits and paced the squad with 56 runs, mostly from the leadoff spot, and added three home runs, six doubles, a triple, and 21 RBIs... As the team's leadoff hitter, successfully reached base 27 times to start games, stealing second base 12 of those times (44.4%), including an incredible 16 times in 22 conference contests... First on the team with 18 multi-hit games and had an incredible stretch in which the freshman speedster reached base in 33 consecutive contests, a stretch in which Hughes batted .380 (38-for-100), reached base at a spectacular .530 clip and slugged the same, with 31 walks (compared to just eight strikeouts), 47 runs scored, and 26 stolen bases... Notched first career hit with a lead-off single in the fourth inning against #5 Alabama (2/12)... Stole first career base against Rutgers at UCF Invitational (2/13)... Enjoyed first career multi-hit game by pacing the offense with a 3-for-4 performance at the plate, all singles, and a stolen base after her first inning single at Stetson (2/14)... Had four of the team's eight hits against #11 Tennessee in four at bats, all singles, with a stolen base (2/20)... Went 2-for-4 against North Florida with a double, RBI, run, and stolen base (2/26)... 2-for-4 with RBI single and double against Morgan State (2/27)... Enjoyed a 3-for-6 day at the plate against Providence in the team's home-opening doubleheader, with two RBIs, three runs, and three stolen bases (3/11)... Went 2-for-3 with a walk, a RBI, a stolen base, and two runs scored against Saint Peter's (3/13)... Reached base all five times against Hofstra, kicking the game off with a double and scoring later in the frame, and finishing 2-for-2 with three walks, three runs scored, and a RBI (3/16)... Went 2-for-3 with a RBI, walk, and three runs scored against Towson (3/18)... Singled, stole both second and third, and came around to score, her lone hit in four at bats, against Mount St. Mary's (3/18)... Walked, stole second, and scored in the first inning against Mount St. Mary's, and later singled, stole second again, and finished with three runs scored (3/19)... Matched her career high with four singles in five at bats, with two RBIs and a run scored, against Towson (3/19)... Blasted her first career home run, a two-run shot, as part of a 2-for-3 day at the plate against Massachusetts (3/26)... Reached base three times via two walks and a hit by pitch in four plate appearances and stole three bases (3/31)... Reached base in all four plate appearances in game one at Saint Joseph's, with three singles and a walk, plus two stolen bases and three runs scored (4/2)... Went 2-for-4 with two runs scored in game two against the Hawks (4/2)... Reached base all five times, with a single, a home run, two walks, a stolen base, and a hit by pitch, and came around to score twice in game one against St. Bonaventure (4/6)... Smacked her second home run of the day, to opposite field, in the first inning as her lone hit of the day (4/6)... Singled, doubled, and walked in game one against Saint Louis, plus a first inning stolen base that moved her into the all-time top 10 in program history and a second theft later in the game to break a brief tie for second-most in a single season (4/16)... Set the program's single season record for steals in a season with a theft in game one of a doubleheader at Rhode Island, finishing the contest 0-for-1 with three walks and three runs scored, then expanding her lead with three stolen bases in game two after singling, walking three more times, and scoring four runs (4/23)... Singled and walked twice, and stole two bases, in six plate appearances in a doubleheader sweep at Dayton (4/30)... Singled and stole two bases in a tight 1-0 victory over Dayton in the second game of the A-10 Tournament (5/14)... Singled twice and doubled in three at bats in a win over Massachusetts (5/15)... Came through with a big two-out RBI single in the third inning to take a 3-0 lead over Saint Joseph's and later added a walk (5/15)... Singled twice and scored twice in the Rams' championship-clinching victory over the Hawks (5/15)... Finishes her first season in the Bronx with the fifth-most stolen bases in program history, as well as the most steals (36), third-most walks (37), and fourth-most runs (56) in a single season...

Before Fordham: Four-year member of the varsity softball team at Washington Township High School... 2015 Mex Preps Softball All-American... Hit .654 with an on-base percentage of .690 and a slugging percentage of 1.154 as a senior... Led the Garden State with 68 hits, 24 doubles, 53 runs and 47 RBI out of the leadoff spot... Ended her career with 219 hits... Three-time First Team All-Group 4 and First Team All-Olympic Conference en route to leading her squad to the three straight South Jersey Group 4 titles... Three-time First Team All-South Jersey Times selection... South Jersey Times 2014 Player of the Year along with being tabbed as the Courier Post Player of the Year... First Team All-Courier Post, First Team All-State by the Star-Ledger, First Team All-South Jersey Coaches Association, First Team All-Philadelphia Inquirer, and Team MVP in 2014... Two-time letterwinner in field hockey... Member of the National Honor Society, DECA and the Renaissance Club... Played club softball for the Jersey Gators Gold and led them to the DWI Tournament championship in 2013 and 2014 and the Nightmare Octoberfest title in 2014.

Major: Has yet to decide on a major.



Hughes' Career Stats

Season	GP	AB	R	H	2B	3B	HR	RBI	SO	BB	SB	AVG
2016	59	182	56	64	6	1	3	21	19	37	36	.352
Totals	59	182	56	64	6	1	3	21	19	37	36	.352

Career Highs

- Hits:** 4, 2x, last at Towson, 3/19/16
- Runs:** 4, at Rhode Island, 4/23/16
- SBs:** 3, 2x, last at Rhode Island, 4/23/16
- Longest Hit Streak:** 10 games - 2016




#2 Chelsea Skrepenak

So. - OF - 5'2 - R/R
Dallas, Pa. / Holy Cross

2016: Enjoyed a solid freshman campaign, including a hot stretch towards the end of the season, that earned her a spot on the A-10 All-Rookie team... Made 55 appearances, 52 starts, in right field and batted .200/.331/.278 with two home runs and 27 runs scored... Walked 18 times and stole six bases on seven attempts... Notched first career hit with a one-out two-on single through the right side at #17 Central Florida (2/13)... Began a modest four-game hitting streak that raised by tallying her first career extra-base hit against Saint Peter's, a double, and finishing 1-for-2 also with a walk and two runs scored (3/13)... Finished 1-for-3 with a walk and two runs scored against Hofstra (3/16)... Finished 1-for-3 with a walk, run, and RBI single to cap the offense in a shortened win over Towson (3/18)... Smacked her first career home run, a two-run bomb, and added a sacrifice fly for a career-high three RBIs against Mount St. Mary's (3/18)... Finished 1-for-2 with a walk, run, and her first career stolen base against Massachusetts (3/26)... Notched a hit in two at bats, scored a pair of runs, and stole her second base against Saint Joseph's (4/3)... Went 1-for-3 against St. Bonaventure with two runs scored (4/6)... Launched her second career long ball, a solo home run, to cap the offense in game one of a doubleheader against Saint Louis, while hitting two singles, stealing a base, and scoring twice in game two, with the performance starting a six-game burst that raised her average from .141 to .205 (4/16)... Notched two of the team's four hits, both singles, in a loss to Saint Louis (4/17)... Continued her excellent spring with two hits, one double, a walk, three runs driven in and two runs scored at Rhode Island (4/24)... Singled twice in five at bats in a tight 1-0 victory over #2 Dayton in the second game of the A-10 Tournament (5/14)... Doubled and scored against Massachusetts (5/15)... Singled twice and scored a run in the team's championship-clinching victory over Saint Joseph's (5/15)...

Before Fordham: Attended Holy Redeemer for her first three years of high school, earning three letters... As a junior, was named First Team All-State and Team MVP... As a sophomore and junior, named First Team All-Scholastic Citizens Voice All Star, First Team All-Scholastic Times Leader All Star, Lackawanna Interscholastic Athletic Association Coaches First Team All-Star and Lackawanna Interscholastic Athletic Association MVP... Team's offensive player of the year as a sophomore... As a senior at Holy Cross, named First Team All-State and Team MVP, plus being named to the All-Region and All-Senior Teams... Has also earned varsity letters in volleyball, where she was Defensive Player of the Year as a junior, and basketball as a sophomore... Played club softball for the TC Tremors.

Major: Undecided.



Skrepenak's Career Stats

Table with 13 columns: Season, GP, AB, R, H, 2B, 3B, HR, RBI, SO, BB, SB, AVG. Row 1: 2016, 55, 115, 27, 23, 3, 0, 2, 9, 29, 18, 6, .200. Row 2: Totals, 55, 115, 27, 23, 3, 0, 2, 9, 29, 18, 6, .200.

Career Highs

Hits: 2, 5x, last vs. Saint Joseph's, 5/15/16
Runs: 2, 7x, last at Rhode Island, 4/24/16
RBI: 3, 2x, last at Rhode Island, 4/24/16
Longest Hit Streak: 4 games, 2x, 2016



#11 Maria Trivelpiece

So. - OF - 5'5 - L/R
Hazle Township, Pa. / Hazleton Area

2016: Appeared in 34 contests and made seven starts, and slashed .294/.400/.353 with five hits, eight runs scored, and three stolen bases, while also walking more (3) than striking out (2)... Made debut as a pinch runner against Rutgers and came around to score her first career run (2/13)... Made first career start against Iowa State and notched first career hit, a bunt single, in the third inning (3/6)... Stole her first career base as a pinch runner against Providence (3/11)... Singled and scored as a pinch hitter against Mount St. Mary's (3/19)... Started a run of four consecutive starts towards the end of the season with a single and two walks in the series finale victory at Rhode Island (4/24)... Started at DP twice in a doubleheader at Dayton and tallied two hits, a single and a double, plus a walk, in six plate appearances, tied for the most times reaching base in the twinbill (4/30)...

Before Fordham: Earned four varsity letters in softball at Hazleton Area High School... Named MVP of the Wyoming Valley Conference as a sophomore... Named Second Team NFCA All-Region (East) as a Senior... Member of the All-State Teams her last three years... NFCA Academic All-American her last three years... Citizens Voice All Star over her last three seasons... Times Leader All Star as a sophomore and senior... WVU All-League First Team as a Junior... School's all-time leader in hits... Played for Stripes and Strikes club team... Adidas Futures All Star... USSSA World Series Runner-Up in 2015... U16 ASA/USA Nationals Top 30 Finish in 2012... Member of the National Honor Society... FBLA National Competitor... Spanish National Honor Society member.

Major: Communications/Media Studies



Trivelpiece's Career Stats

Table with 13 columns: Season, GP, AB, R, H, 2B, 3B, HR, RBI, SO, BB, SB, AVG. Row 1: 2016, 34, 17, 8, 5, 1, 0, 0, 0, 2, 3, 3, .294. Row 2: Totals, 34, 17, 8, 5, 1, 0, 0, 0, 2, 3, 3, .294.

Career Highs

Hits: 1, 5x, last at Dayton, 5/1/16
Runs: 1, 8x, last vs. George Mason, 5/7/16
Longest Hit Streak: 3 games - 2016



**#22
Kylie
Michael**

So. - C - 5'2 - R/R
Chino, Calif. / Chino Hills

2016: Appeared in two games as a substitute... Made first career appearance as a pinch hitter in the fifth inning against Auburn (2/21)... Tallied her first career RBI with a groundout as a pinch hitter against Saint Peter's (3/12)...

Before Fordham: Played varsity softball all four years at Chino Hills High School... Named First Team All-Sierra League her final two seasons, after winning the Silver Slugger award when she hit .395 as a junior and .409 as a senior... Earned Second Team All-Sierra League honors as a sophomore... Led team to the 2015 Baseline League Championship as a senior... Helped her squad to the 2012 California Interscholastic League championship as a freshman... Played travel softball for the California Cruisers, which finished in the top 12 in the nation at PGF... Four-year Scholar-Athlete Award recipient, as well as an Academic Achievement Award honoree.

Major: Communications & Media Studies.

Michael's Career Stats

Season	GP	AB	R	H	2B	3B	HR	RBI	SO	BB	SB	AVG
2015	2	0	0	0	0	0	0	1	1	0	0	.000
Totals	2	0	0	0	0	0	0	1	1	0	0	.000

Career Highs

RBI: 1, vs. Saint Peter's, 3/12/16



**#10
Jordana
Storm**

So. - UTIL - 5'3 - L/R
Walla Walla, Wash. / Walla Walla

2016: Made 26 appearances and four starts in her freshman campaign, slashing .263/.300/.263... Tallied first career hit and RBI as a pinch hitter in the fourth inning against South Florida, singling home Lindsay Mayer (2/19)... Enjoyed first multi-hit game of her career with a 2-for-3 performance as the starting right fielder against Morgan State, scoring the game-winning run in the second inning (2/27)...

Before Fordham: Four-year varsity player at Walla Walla High School, where she helped the squad to a second-place finish at the 4A State Championships in 2012 and 2014... Team captain as a senior... Four-time First Team All-Mid-Columbia Conference selection and three-time First Team All-Area honoree... As a sophomore, her team was named the Blue Mountain Sports Award Team of the Year and she was a Blue Mountain Female Athlete of the Year nominee while earning Softball West Magazine - Best of the West - top-100 accolades... Named to the Louisville Slugger/NFCA West Region Second Team as a freshman and selected as the Columbia Basin Big Nine Offensive Player of the Year... Helped her summer team, the Washington LadyHawks to a ninth-place finish at the 2014 PGF Gold Nationals... Comes from same summer team that produced former Ram and All-Atlantic 10 performers, Erin Fisher and Lindsey Kay Bright, as well as current Ram, Morgan Figueora... Member of the National Honor Society, a five-time Honor Scholar-Athlete, a five-time WIAA Outstanding Scholastic Award winner and a long-time member of the Principal's Honor Roll as well as the Vice President's Honor Roll.

Major: Undecided.

Storm's Career Stats

Season	GP	AB	R	H	2B	3B	HR	RBI	SO	BB	SB	AVG
2015	26	19	5	5	0	0	0	1	4	1	0	.263
Totals	26	19	5	5	0	0	0	1	4	1	0	.263

Career Highs

Hits: 2, 2x, last vs. Charlotte, 2/28/16
Runs: 1, 5x, last vs. Providence, 3/11/16
Longest Hit Streak: 2 games - 2016





#7 Madison Aughinbaugh
Fr. - P/UTIL - 5'8 - R/R
Port Tobacco, Md. / St. Mary's Ryken

Before Fordham: Four-year varsity member of St. Mary's Ryken in Leonardtown, Md., helping the Knights to two Washington Catholic Athletic Conference (WCAC) championships in the past three years and earning First Team All-WCAC honors all four years... As a senior, was named the 2016 Maryland Gatorade Player of the Year, a PGF Northeast Region All-American, Washington Post All-Metropolitan Player of the Year, WCAC Player of the Year, St. Mary's County Player of the Year, and Max Preps Second Team All-American, reaching the WCAC final for the third year in a row and leading the Knights with a sparkling 0.45 ERA in 141.1 innings, allowing just 61 hits and 36 walks, while striking out 241 on her way to a 18-1 overall record... The first student-athlete, in any sport, in St. Mary's Ryken history to be named Maryland's Player of the Year... Team Captain her final two years with the Knights and Team MVP all four years... Earned Washington Post All-Metropolitan, All-WCAC, and All-County honors her final three years with the Knights... Played at the club level with the NJ Cheetahs U18 Premier team, helping her squad to first place at the Triple Crown Sports Northeast Nationals, the bronze at the TCS Fireworks Tournament in Aurora, Colo., fifth place at the PGF Platinum Nationals, and a 127 national ranking by US Club Rankings... Also played volleyball and earned one varsity letter, garnering honorable mention All-WCAC and All-County as a sophomore... Academically, she was a Presidents Award recipient all four years, recognized for all 16 academic quarters, and was also selected as the 2014 recipient of the St. Mary's Ryken Service Award.



#15 Deanna Burbridge
So. - OF - 5'6 - R/R
Suffern, N.Y. / Mahwah (Queens College)

Before Fordham: Attended Queens College as a freshman, appearing in 16 games and slashing .298/.333/.383 ... Attended Academy of the Holy Angels her first two years of high school before switching to and graduating from Mahawah... Played varsity girl's basketball and softball at both locations... At Holy Angels, was named Second Team All-League as a freshman... At Mahwah, was a First Team All-League and Second Team All-County selection as a senior, being named Team MVP after leading the squad in doubles, batting average and runs scored... Led the state of New Jersey in assists per game in basketball as a senior, garnering First Team All-League, Second Team All-County, and also being named Team MVP while serving as team captain... Played for East Coast Elite and head coach Ken Fry at the club level, where the team reached Nationals.



#16 Brielle Cerchio
Fr. - DP - 5'4 - R/R
Toms River, N.J. / Toms River North

Before Fordham: Four-year letter winner at Toms River North under head coach Mary Ellen Tutzauer... Played at the club level with Jersey Intensity, helping the team to a ninth place finish at the Louisville IDT Colorado and a 17th-place finish at the PGF Platinum.



#23 Skylar Johnston
Fr. - IF - 5'6 - R/R
Virginia Beach, Va. / First Colonial

Before Fordham: A four-year letter winner at First Colonial High School in Virginia Beach, Va. under coach Stephen Butler... Named First Team All-District, First Team All-Region, First Team All-State, and First Team All-Tidewater her final three years... Named Offensive Player of the Year as a junior... Team Captain and MVP as a senior... Finished her career third in Virginia state history for career home runs... Named Second Team All-District as a freshman... Played at the club level with Virginia Legends U18s.





#33 Stephanie Rundlett

Fr. - P - 5'3 - R/R
York, Maine / York



#34 Taylor Stocks

Fr. - P - 5'8 - L/L
Bunker Hill, W.Va. / Musselman

Before Fordham: A four-year letter winner at York High School under head coach Mona Blais... Named the Maine Sunday Telegram Player of the Year as a senior after helping the Wildcats to their first Class B state championship final in 25 years, finishing the season with 303 strikeouts in just 119 innings, including 64 over 29 postseason frames, and a 16-1 overall record... Finishes her career with 684 strikeouts... Also found success at the plate, leading the team with a .632 batting average, with four home runs and 24 runs batted in... A Telegram All-State selection and Western Maine Class A&B Player of the Year honoree her final two years... First Team All-Western Maine Conference all four years... Seacoast Media Group's Player of the Year as a junior.

Before Fordham: A four-year letter winner at Musselman High School in Inwood, West Virginia under head coach Shannon DeMasi... A three-time First Team All-State selection her final three years... Named First Team All-EPAC her final three years, as well, and named to the Martinsburg Journal All-JAY team all four years... Martinsburg Journal Co-Softball Player of the Year as a sophomore and junior... Second Team All-State and First Team PVC Pitcher, plus team's Defensive MVP, as a freshman... A prolific two-way high school player, she set the single-season school record for hits and strikeouts (pitcher) as a sophomore, and home runs as a junior... Broke previous records for hits and home runs in a season as a junior and senior, respectively... Inducted into the .400 club for holding a .400 average or better all four years... set school record for most career hits, home runs, and strikeouts... Played at the club level for Heartbreakers Gold, helping the team finish tied for 13th in the ASA USA 18 and Under Gold A Nationals, as well as the 2016 Memorial Day Madness title... Led the Heartbreakers in strikeouts for the Fall 2015 and Spring 2016 seasons... Academically, graduates as salutatorian and member of the National Honors Society.





2016 Atlantic 10 Final Standings

	Atlantic 10				Overall			
	W	L	T	Pct.	W	L	T	Pct.
1. Fordham*#	18	4	0	.818	39	21	0	.650
2. Dayton	14	5	1	.725	27	21	1	.561
3. Massachusetts	15	6	0	.714	26	24	0	.520
4. Saint Louis	14	8	0	.636	25	26	0	.490
5. Saint Joseph's	10	12	1	.457	25	26	1	.490
6. George Washington	10	13	0	.435	23	29	0	.442
7. George Mason	8	13	0	.381	22	25	0	.468
8. St. Bonaventure	8	14	0	.364	15	32	0	.319
9. La Salle	7	14	0	.333	16	28	0	.364
10. Rhode Island	3	18	0	.143	12	32	0	.273

Tournament Champions * Regular Season Champions



2016 Atlantic 10 All-Conference Teams

First Team - C: Kaylyn Zierke (SJU); 1B: **Madson Shaw (FOR)**; 2B: **Jessica Hughes (FOR)**; 3B: **Lindsay Mayer (FOR)**; SS: Jenna Cozza (UM); OF: **Sydney Canessa (OF)**, Kelli Rohan (SBU), Gabrielle Snyder (DAY); DP: Brianna Lore (SLU); P: Manda Cash (DAY), Meg Colleran (UM)

Second Team - C: Ali Summers (URI); 1B: Taylor Carbone (UM); 2B: Allie Macfarlane (SLU); 3B: Elizabeth Everingham (SLU); SS: Emily McDonough (SBU); OF: Amanda Kulp (SJU), Monica Macchiarulo (GW), Mackenzie Peter (SLU); DP: Brandi Harkness (SJU); P: **Lauren Quense (FOR)**, Marina Vitalich (MASON)

All-Rookie Team - OF Kaycee Carbone (UM), C Kyle Davidson (DAY), P Jessica Gilliam (DAY), **2B Jessica Hughes (FOR)**, OF Amanda Kulp (SJU), P Becca Rogers (URI), OF Erin Stacevicz (UM), IF Kaitlyn Stavinoha (UM), **OF Chelsea Skrepenak (FOR)**, P Ashley Ventura (SJU), P Marina Vitalich (MASON), UTIL Samantha Zaccari (MASON)

Academic All-Conference - **Sydney Canessa (FOR)**, Elizabeth Everingham (SLU), Olivia Hendricks (URI), Kendra Heyer (LAS), Megan Linn (GW), **Lindsay Mayer (FOR)**, Emily McDonough (SBU), Mackenzie Peter (SLU), Kelli Rohan (SBU), Katie Sinclair (SBU), Sarah Solano (MASON), Gabrielle Snyder (DAY), **Amy Van Hoven (FOR)**

Player of the Year: Lindsay Mayer, Fordham

Pitcher of the Year: Manda Cash, Dayton

Rookie of the Year: Jessica Hughes, Fordham

Coach of the Year: Bridget Orchard, Fordham

2016 Atlantic 10 Championship Results

Game 1: Saint Joseph's 7, Saint Louis 1

Game 2: Massachusetts 9, George Washington 0 (5 inn.)

Game 3: Saint Louis 4, George Washington 3

Game 4: Saint Joseph's 1, Fordham 0

Game 5: Massachusetts 5, Dayton 0

Game 6: Dayton 2, Saint Louis 1

Game 7: Saint Joseph's 5, Massachusetts 2

Game 8: Fordham 1, Dayton 0 (12 inn.)

Game 9: Fordham 6, Massachusetts 2

Game 10: Fordham 4, Saint Joseph's 3 (8 inn.)

Game 11: Fordham 5, Saint Joseph's 1

Most Outstanding Player: Rachel Gillen, P/DP, Fordham

All-Tournament Team: Manda Cash (DAY), **Rachel Gillen (FOR)**, **Lindsay Mayer (FOR)**, **Lauren Quense (FOR)**, **Madison Shaw (FOR)**, Meg Colleran (UM), Jenna Cozza (UM), Brandi Harkness (SJU), Amanda Kulp (SJU), Cyndi Wilson (SJU), Sarah Yoos (SJU)



Hitting Statistics

Player	avg	gp-gs	ab	r	h	2b	3b	hr	rbi	tb	slg%	bb	hp	so	gdp	ob%	sf	sh	sb-att	po	a	e	fld%
13 SHAW, Madison	.361	55-51	147	26	53	12	0	10	39	95	.646	19	4	20	0	.439	3	0	7-8	144	24	1	.994
14 HUGHES, Jessica	.352	59-59	182	56	64	6	1	3	21	81	.445	37	4	19	0	.469	1	0	36-41	88	37	10	.926
4 CANESSA, Sydney	.346	60-60	185	44	64	12	1	11	53	111	.600	24	4	6	3	.418	7	1	11-14	90	3	2	.979
21 MAYER, Lindsay	.343	60-60	181	28	62	13	0	4	43	87	.481	19	0	10	0	.393	6	0	1-1	46	99	8	.948
27 GILLEN, Rachel	.302	46-45	139	15	42	8	1	3	28	61	.439	4	1	17	1	.324	1	0	1-1	31	39	0	1.000
6 VAN HOVEN, Amy	.294	60-60	204	45	60	10	4	2	33	84	.412	11	4	13	0	.341	1	4	11-15	96	90	12	.939
5 FIGUEROA, Morgan	.269	60-60	167	27	45	0	1	0	15	47	.281	9	2	17	0	.315	0	3	4-6	85	4	1	.989
17 FERRI, Stephanie	.220	30-22	59	3	13	5	0	0	9	18	.305	2	1	15	1	.254	1	0	0-0	103	7	2	.982
2 SKREPENAK, Chelsea	.200	55-52	115	27	23	3	0	2	9	32	.278	18	5	29	0	.331	1	3	6-7	73	5	5	.940
18 VERGONA, Ally	.188	46-41	69	8	13	5	0	2	14	24	.348	9	4	20	1	.313	1	0	1-1	221	23	4	.984
25 QUENSE, Lauren	.169	57-57	77	3	13	1	0	1	8	17	.221	12	0	11	0	.281	0	1	0-0	173	44	5	.977
11 TRIVELPIECE, Maria	.294	34-7	17	8	5	1	0	0	0	6	.353	3	0	2	0	.400	0	1	3-5	5	0	0	1.000
10 STORM, Jordana	.263	26-4	19	5	5	0	0	0	1	5	.263	1	0	4	0	.300	0	0	0-0	3	0	1	.750
3 BRADIAN, Allie	.250	21-13	20	7	5	1	0	1	4	9	.450	6	1	6	0	.444	0	0	0-0	20	21	4	.911
7 WINOKUR, Cailin	.176	22-5	17	9	3	1	0	0	1	4	.235	2	4	4	0	.391	0	0	0-0	1	0	0	1.000
22 MICHAEL, Kylie	.000	2-0	2	0	0	0	0	0	1	0	.000	0	0	1	0	.000	0	0	0-0	0	0	0	.000
Totals	.294	60	1600	311	470	78	8	39	279	681	.426	176	34	194	6	.371	22	13	81-99	1179	396	55	.966
Opponents	.275	60	1559	244	428	87	8	49	223	678	.435	129	18	306	6	.334	16	30	47-61	1147	461	83	.951



Lindsay Mayer

LOB - Team (389), Opp (329). DPs turned - Team (15), Opp (12). CI - Team (0), Opp (1). IBB - Team (0), Opp (1). Picked off - SHAW 1, CANESSA 1.

Pitching Statistics

Player	era	w-l	app	gs	cq	sho	sv	ip	h	r	er	bb	so	2b	3b	hr	b/avg	wp	hp	bk	sfa	sha
25 QUENSE, Lauren	3.32	17-9	40	33	8	4/2	0	170.2	195	109	81	72	110	37	3	18	.286	6	4	0	4	17
21 MAYER, Lindsay	3.42	6-0	20	2	1	0/1	2	45.0	45	27	22	18	41	11	0	6	.254	7	3	0	1	4
27 GILLEN, Rachel	3.67	16-12	37	25	17	4/1	2	177.1	188	108	93	39	155	39	5	25	.269	5	11	0	11	9
Totals	3.49	39-21	60	60	26	10/2	4	393.0	428	244	196	129	306	87	8	49	.275	18	18	0	16	30
Opponents	4.43	21-39	60	60	24	7/4	2	382.1	470	311	242	176	194	78	8	39	.294	25	34	3	22	13

PB - Team (11), VERGONA 7, FERRI 4, Opp (5). Pickoffs - Team (0), Opp (1). SBA/ATT - VERGONA (29-40), GILLEN (25-31), QUENSE (21-29), FERRI (18-21), MAYER (1-1).

Lauren Quense



Fielding Statistics

Player	c	po	a	e	fld%	dp	sba	csb	sba%	pb	ci
27 GILLEN, Rachel	70	31	39	0	1.000	0	25	6	.806	0	0
11 TRIVELPIECE, Maria	5	5	0	0	1.000	0	0	0	---	0	0
7 WINOKUR, Cailin	1	1	0	0	1.000	0	0	0	---	0	0
13 SHAW, Madison	169	144	24	1	.994	8	0	0	---	0	0
5 FIGUEROA, Morgan	90	85	4	1	.989	0	0	0	---	0	0
18 VERGONA, Ally	248	221	23	4	.984	1	29	11	.725	7	0
17 FERRI, Stephanie	112	103	7	2	.982	0	18	3	.857	4	0
4 CANESSA, Sydney	95	90	3	2	.979	0	0	0	---	0	0
25 QUENSE, Lauren	222	173	44	5	.977	8	21	8	.724	0	0
21 MAYER, Lindsay	153	46	99	8	.948	8	1	0	1.000	0	0
2 SKREPENAK, Chelsea	83	73	5	5	.940	1	0	0	---	0	0
6 VAN HOVEN, Amy	198	96	90	12	.939	5	0	0	---	0	0
14 HUGHES, Jessica	135	88	37	10	.926	4	0	0	---	0	0
3 BRADIAN, Allie	45	20	21	4	.911	1	0	0	---	0	0
10 STORM, Jordana	4	3	0	1	.750	0	0	0	---	0	0
22 MICHAEL, Kylie	0	0	0	0	.000	0	0	0	---	0	0
Totals	1630	1179	396	55	.966	15	47	14	.770	11	0
Opponents	1691	1147	461	83	.951	12	81	18	.818	5	1

Hitting minimums - 25 AB
Pitching minimums - 1 Games 1 IP



Ally Vergona





Date	Opponent	Score	Inns	Overall	Atlantic 10	Pitcher of record	Attend	Time
! Feb 12, 2016	vs #19 James Madison	L 0-1	7	0-1-0	0-0-0	GILLEN (L 0-1)	0	1:35
! Feb 12, 2016	vs #5 Alabama	L 1-9	5	0-2-0	0-0-0	QUENSE (L 0-1)	0	1:54
! Feb 13, 2016	vs Rutgers	w 3-2	7	1-2-0	0-0-0	GILLEN (W 1-1)	0	1:43
! Feb 13, 2016	at #17 UCF	L 0-4	7	1-3-0	0-0-0	QUENSE (L 0-2)	0	1:49
Feb 14, 2016	at Stetson	L 1-2	7	1-4-0	0-0-0	GILLEN (L 1-2)	125	1:33
@ Feb 19, 2016	vs DePaul	w 6-5	7	2-4-0	0-0-0	QUENSE (W 1-2)	0	1:36
@ Feb 19, 2016	vs USF	L 2-11	5	2-5-0	0-0-0	GILLEN (L 1-3)	0	1:35
@ Feb 20, 2016	vs #19 James Madison	L 4-11	7	2-6-0	0-0-0	QUENSE (L 1-3)	65	2:02
@ Feb 20, 2016	vs #12 Tennessee	L 2-10	6	2-7-0	0-0-0	GILLEN (L 1-4)	101	2:09
@ Feb 21, 2016	vs #3 Auburn	L 1-18	5	2-8-0	0-0-0	GILLEN (L 1-5)	45	1:56
# Feb 26, 2016	vs Syracuse	w 4-1	7	3-8-0	0-0-0	QUENSE (W 2-3)	78	2:15
Feb 26, 2016	vs North Florida	w 3-0	7	4-8-0	0-0-0	GILLEN (W 2-5)	126	1:55
# Feb 27, 2016	vs Penn State	L 1-11	5	4-9-0	0-0-0	QUENSE (L 2-4)	127	1:30
# Feb 27, 2016	vs Morgan State	w 9-2	7	5-9-0	0-0-0	GILLEN (W 3-5)	127	1:30
# Feb 28, 2016	vs Charlotte	w 10-5	7	6-9-0	0-0-0	GILLEN (W 4-5)	43	2:15
\$ Mar 04, 2016	vs Boston College	L 0-9	5	6-10-0	0-0-0	GILLEN (L 4-6)	62	12:3
\$ Mar 04, 2016	vs Iowa State	L 3-11	6	6-11-0	0-0-0	GILLEN (L 4-7)	77	1:40
\$ Mar 05, 2016	at Mercer	L 0-6	7	6-12-0	0-0-0	GILLEN (L 4-8)	103	1:50
\$ Mar 05, 2016	vs Boston College	L 4-5	7	6-13-0	0-0-0	QUENSE (L 2-5)	98	1:30
\$ Mar 06, 2016	vs Iowa State	w 5-2	7	7-13-0	0-0-0	GILLEN (W 5-8)	86	1:54
% Mar 11, 2016	PROVIDENCE-1	w 5-0	7	8-13-0	0-0-0	QUENSE (W 3-5)	64	2:02
Mar 11, 2016	PROVIDENCE	w 8-3	7	9-13-0	0-0-0	GILLEN (W 6-8)	75	2:04
Mar 12, 2016	SAINT PETER'S	w 14-1	5	10-13-0	0-0-0	QUENSE (W 4-5)	412	1:47
% Mar 13, 2016	SAINT PETER'S	w 10-2	6	11-13-0	0-0-0	GILLEN (W 7-8)	113	1:49
Mar 16, 2016	HOFSTRA	w 12-11	7	12-13-0	0-0-0	GILLEN (W 8-8)	316	2:33
Mar 18, 2016	at Towson	w 12-3	6	13-13-0	0-0-0	GILLEN (W 9-8)	68	1:50
Mar 18, 2016	vs Mount St. Mary's	w 13-5	5	14-13-0	0-0-0	QUENSE (W 6-5)	45	1:37
Mar 19, 2016	at Towson	L 7-8	7	14-14-0	0-0-0	GILLEN (L 9-9)	67	1:56
Mar 19, 2016	vs Mount St. Mary's	w 8-0	6	15-14-0	0-0-0	QUENSE (W 6-5)	54	1:45
* Mar 25, 2016	MASSACHUSETTS	w 5-3	7	16-14-0	1-0-0	GILLEN (W 10-9)	223	1:55
* Mar 26, 2016	MASSACHUSETTS	L 2-3	(8)	16-15-0	1-1-0	QUENSE (L 6-6)	272	2:00
* Mar 26, 2016	MASSACHUSETTS	w 4-0	7	17-15-0	2-1-0	GILLEN (W 11-9)	244	1:49
Mar 31, 2016	at Iona College	w 1-0	(9)	18-15-0	2-1-0	QUENSE (W 7-6)	104	2:34
* Apr 01, 2016	at Saint Joseph's-1	w 10-2	6	19-15-0	3-1-0	GILLEN (W 12-9)	104	1:58
* Apr 02, 2016	at Saint Joseph's-2	w 6-0	7	20-15-0	4-1-0	QUENSE (W 8-6)	104	1:38
* Apr 03, 2016	at Saint Joseph's	w 12-4	6	21-15-0	5-1-0	MAYER (W 1-0)	96	2:10
Apr 05, 2016	LEHIGH	w 1-0	7	22-15-0	5-1-0	QUENSE (W 9-6)	104	1:36
* Apr 06, 2016	ST. BONAVENTURE-1	w 5-4	(9)	23-15-0	6-1-0	MAYER (W 2-0)	110	2:23
* Apr 06, 2016	ST. BONAVENTURE-2	w 7-6	(8)	24-15-0	7-1-0	MAYER (W 3-0)	117	2:05
* Apr 09, 2016	at George Washington	w 3-1	7	25-15-0	8-1-0	QUENSE (W 10-7)	47	2:00
* Apr 10, 2016	at George Washington-1	w 8-6	(9)	26-15-0	9-1-0	MAYER (W 4-0)	61	2:48
* Apr 10, 2016	at George Washington-2	w 10-2	7	27-15-0	10-1-0	QUENSE (W 11-6)	51	1:51
* Apr 16, 2016	SAINT LOUIS-1	w 3-0	7	28-15-0	11-1-0	QUENSE (W 12-6)	286	1:54
* Apr 16, 2016	SAINT LOUIS-2	w 12-1	5	29-15-0	12-1-0	MAYER (W 5-0)	290	1:20
* Apr 17, 2016	SAINT LOUIS	L 0-6	7	29-16-0	12-2-0	QUENSE (L 12-7)	370	1:54
* Apr 23, 2016	at Rhode Island-1	w 12-1	5	30-16-0	13-2-0	QUENSE (W 13-7)	100	2:00
* Apr 23, 2016	at Rhode Island-2	w 13-4	6	31-16-0	14-2-0	QUENSE (W 14-7)	107	2:10
* Apr 24, 2016	at Rhode Island	w 12-4	7	32-16-0	15-2-0	QUENSE (W 15-7)	87	2:32
* Apr 30, 2016	at Dayton-1	L 1-4	7	32-17-0	15-3-0	QUENSE (L 15-8)	267	1:25
* May 01, 2016	at Dayton-2	L 1-2	7	32-18-0	15-4-0	QUENSE (L 15-9)	267	1:42
* May 07, 2016	GEORGE MASON-1	w 6-5	7	33-18-0	16-4-0	MAYER (W 6-0)	206	2:14
* May 07, 2016	GEORGE MASON-2	w 7-0	7	34-18-0	17-4-0	GILLEN (W 13-9)	210	2:02
* May 08, 2016	GEORGE MASON	w 5-4	7	35-18-0	18-4-0	GILLEN (W 14-9)	314	2:05
May 13, 2016	vs Saint Joseph's	L 0-1	7	35-19-0	18-4-0	GILLEN (L 14-10)	247	1:51
May 14, 2016	vs Dayton	w 1-0	(12)	36-19-0	18-4-0	GILLEN (W 15-10)	222	2:59
May 15, 2016	vs Massachusetts	w 6-2	7	37-19-0	18-4-0	QUENSE (W 16-9)	167	2:10
May 15, 2016	vs Saint Joseph's	w 4-3	(8)	38-19-0	18-4-0	GILLEN (W 16-10)	248	2:29
May 15, 2016	vs Saint Joseph's	w 5-1	7	39-19-0	18-4-0	QUENSE (W 17-9)	248	2:04
May 20, 2016	at #4 Oregon	L 0-8	5	39-20-0	18-4-0	GILLEN (L 16-11)	2183	1:44
May 21, 2016	vs Long Beach State	L 1-9	6	39-21-0	18-4-0	GILLEN (L 16-12)	2256	2:52

* = Conference game
 () extra inning game





CAREER

Batting Average (min. 2 yrs./200 AB)

- 1. .366 Lisa Buckley (1991-95)
2. .347 Amy Van Hoven (2014-)
3. .346 KC Crowder (1997-00)
4. .343 Katie Davis (2003-06)
5. .342 Carmen Mondelli (1992-95)
6. .336 Elise Fortier (2012-14)
7. .333 Patty Morrison (1987-91)
8. .331 Melissa Andrews (2006-09)
Lindsay Mayer (2015-)
10. .328 Krystle Henry (2003-07)

Batting Average - 4 Seasons

- 1. .366 Lisa Buckley (1991-95)
2. .333 Patty Morrison (1987-91)
3. .328 Krystle Henry (2003-07)
4. .323 Allison Twarowski (2004-08)
.323 Jamie LaBovick (2010-13)
6. .320 Jocelyn Dearborn (2007-11)
7. .313 Allison Storc (2004-08)
8. .308 Lindsey Kay Bright (2008-12)
9. .307 Samantha Pellechio (2007-11)

Hits

- 1. 257 Jocelyn Dearborn (2007-11)
2. 256 Jamie LaBovick (2010-13)
3. 251 Allison Twarowski (2004-08)
4. 218 Krystle Henry (2003-07)
5. 206 Lindsey Kay Bright (2008-12)
6. 202 Melissa Andrews (2006-09)
7. 198 Samantha Pellechio (2007-11)
8. 197 Amy Van Hoven (2014-)
9. 194 Allison Storc (2004-08)
10. 188 Ivy Pollock (2001-05)

At Bats

- 1. 802 Jocelyn Dearborn (2007-11)
2. 793 Jamie LaBovick (2010-13)
3. 776 Allison Twarowski (2004-08)
4. 671 Ivy Pollock (2001-05)
5. 669 Lindsey Kay Bright (2008-12)

RBI

- 1. 175 Jocelyn Dearborn (2007-11)
2. 159 Elise Fortier (2012-14)
3. 148 Erin Fisher (2006-10)
4. 147 Gabby Luety (2011-14)
5. 145 Allison Twarowski (2004-08)
6. 118 Paige Ortiz (2012-15)
7. 117 Allison Storc (2004-08)
8. 115 Sydney Canessa (2014-)
9. 114 Kayla Lombardo (2012-15)
10. 113 Katie Davis (2003-06)

Runs Scored

- 1. 181 Allison Twarowski (2004-08)
2. 172 Krystle Henry (2003-07)
3. 160 Jamie LaBovick (2010-13)
4. 157 Jocelyn Dearborn (2007-11)
5. 141 Melissa Andrews (2006-09)
6. 139 Sydney Canessa (2014-)
7. 129 Amy Van Hoven (2014-)
8. 126 Elise Fortier (2012-14)
9. 119 Lindsey Kay Bright (2008-12)
10. 118 Ivy Pollock (2001-05)

Doubles

- 1. 54 Jocelyn Dearborn (2007-11)
2. 48 Jamie LaBovick (2010-13)
3. 44 Allison Twarowski (2004-08)
4. 40 Elise Fortier (2012-14)
5. 39 Kathy Andrade (1992-96)
6. 38 Katie Davis (2003-06)
Allison Storc (2004-08)
Erin Fisher (2006-2010)
9. 37 Michele Daubman (2012-15)
10. 35 Samantha Pellechio (2007-11)

Triples

- 1. 17 Lisa Buckley (1991-95)
2. 15 Jocelyn Dearborn (2007-2011)
3. 13 Debbie Sinnott (1991-95)
4. 12 Patty Morrison (1987-91)
5. 10 Amy Van Hoven (2014-)
6. 9 Carmen Mondelli (1992-95)
Janet Setcavage (1987-91)
Melissa Andrews (2006-09)
9. 8 Amy Jones (2001-04)
Allison Twarowski (2005-08)

Home Runs

- 1. 46 Elise Fortier (2012-14)
2. 45 Jocelyn Dearborn (2007-11)
3. 43 Gabby Luety (2011-14)
4. 35 Katie Davis (2003-06)
35 Erin Fisher (2006-10)
6. 34 Paige Ortiz (2012-15)
7. 29 Allison Twarowski (2004-08)
8. 24 Allison Storc (2004-08)
9. 23 Samantha Pellechio (2007-11)
Kayla Lombardo (2012-15)

Total Bases

- 1. 476 Jocelyn Dearborn (2007-11)
2. 398 Allison Twarowski (2004-08)
3. 369 Jamie LaBovick (2010-13)
4. 356 Elise Fortier (2012-14)
5. 337 Gabby Luety (2011-14)
6. 323 Katie Davis (2003-06)
7. 316 Erin Fisher (2006-10)
8. 310 Allison Storc (2004-08)
9. 308 Samantha Pellechio (2007-11)
10. 287 Paige Ortiz (2012-15)

On-Base Percentage

- 1. .433 Elise Fortier (2011-14)
2. .435 Lisa Buckley (1992-95)
3. .432 Krystle Henry (2004-07)
4. .417 Katie Davis (2004-06)
5. .415 Laura Klaiber (2005-06)
6. .414 Sydney Canessa (2014-)
7. .401 Gabby Luety (2011-14)
8. .399 Kayla Lombardo (2012-15)
9. .398 K.C. Crowder (1998-00)
10. .392 Lindsay Mayer (2015-)
Amy Van Hoven (2014-)

Slugging Percentage

- 1. .695 Elise Fortier (2012-14)
2. .622 Katie Davis (2003-06)
3. .610 Lisa Buckley (1991-95)
4. .594 Jocelyn Dearborn (2007-10)
5. .555 Laura Klaiber (2004-06)
6. .553 Patty Morrison (1987-91)
7. .544 Gabby Luety (2011-14)
8. .531 Erin Fisher (2006-10)
9. .513 Allison Twarowski (2004-08)
10. .508 Lindsay Mayer (2015-)

Walks

- 1. 114 Gabby Luety (2011-14)
2. 111 Krystle Henry (2003-07)
3. 99 Erin Fisher (2006-10)
4. 98 Elise Fortier (2012-14)
5. 78 Allison Twarowski (2004-08)
6. 72 Kayla Lombardo (2012-15)
7. 70 Sydney Canessa (2014-)
8. 69 Samantha Pellechio (2007-11)
9. 65 Michele Daubman (2012-15)
10. 64 Allison Storc (2004-08)
Brianna Turgeon (2012-15)

Stolen Bases

- 1. 73 Krystle Henry (2003-07)
2. 68 Melissa Andrews (2006-09)
3. 66 Lindsey Kay Bright (2008-12)
4. 48 Ivy Pollock (2001-05)
5. 36 Jessica Hughes (2016-)
6. 32 Jamie Chastain (1998-2003)
Allison Twarowski (2004-08)
8. 31 Erin Fisher (2006-10)

BELOW: LISA BUCKLEY '95 was the first softball player inducted into the Fordham Athletics Hall of Fame in 2002.



- 9. 29 Amy Van Hoven (2014-)
10. 27 Jocelyn Dearborn (2008-11)

Games Played

- 1. 246 Jocelyn Dearborn (2007-11)
2. 239 Allison Twarowski (2004-08)
3. 238 Lindsey Kay Bright (2008-12)
4. 237 Jamie LaBovick (2010-13)
5. 232 Gabby Luety (2011-14)
6. 227 Samantha Pellechio (2007-11)
7. 226 Erin Fisher (2006-10)
8. 225 Ivy Pollock (2001-05)
Allison Storc (2004-08)
10. 222 Paige Ortiz (2012-15)

SINGLE SEASON

Batting Average (min. 85 AB)

- 1. .415 KC Crowder (1999)
2. .408 Jamie LaBovick (2013)
3. .400 Meghan Shager (2008)
4. .393 Allison Twarowski (2007)
5. .389 Elise Fortier (2014)
6. .384 Amy Van Hoven (2015)
7. .382 Lisa Buckley (1994)
8. .381 Teri Tilley (1998)
Krystle Henry (2006)
10. .379 Melissa Andrews (2007)

Hits

- 1. 87 Jamie LaBovick (2013)
2. 76 Amy Van Hoven (2015)
3. 75 Allison Twarowski (2007)
4. 74 Krystle Henry (2006)
5. 70 Melissa Andrews (2008)
Jocelyn Dearborn (2011)
Jocelyn Dearborn (2010)
9. 68 Mary Beth Puccio (2008)
10. 67 Melissa Andrews (2007)

At Bats

- 1. 228 Melissa Andrews (2008)
2. 226 Allison Twarowski (2008)
3. 215 Jocelyn Dearborn (2010)
4. 213 Jamie LaBovick (2013)
5. 211 Jamie LaBovick (2012)
6. 207 Jocelyn Dearborn (2008)
7. 205 Melissa Andrews (2009)
8. 204 Amy Van Hoven (2016)
9. 202 Nicole Callahan (2012)
10. 200 Jocelyn Dearborn (2011)

RBI

- 1. 73 Elise Fortier (2014)
2. 60 Beckah Wiggins (2010)
3. 56 Laura Klaiber (2005)
4. 54 Elise Fortier (2013)
5. 53 Erin Fisher (2010)
Sydney Canessa (2016)
7. 52 Lindsay Mayer (2015)
8. 51 Jocelyn Dearborn (2008)
Gabby Luety (2013)
10. 48 Allison Twarowski (2006)

Runs Scored

- 1. 61 Elise Fortier (2013)
2. 58 Allison Twarowski (2007)
3. 57 Melissa Andrews (2008)
4. 56 Sydney Canessa (2014)
5. 54 Krystle Henry (2006)
6. 52 Jamie LaBovick (2013)
7. 51 Krystle Henry (2007)
8. 50 Melissa Andrews (2009)
Elise Fortier (2014)
10. 49 Jocelyn Dearborn (2010)

Doubles

- 1. 18 Marie Mitchell (2000)
2. 17 Lisa Buckley (1995)
Kathy Andrade (1995)
4. 16 Jocelyn Dearborn (2009)
Jamie LaBovick (2013)
6. 15 Katie Davis (2006)
Allison Twarowski (2007)
8. 14 Katie Davis (2005)
Allison Twarowski (2008)
Mary Beth Puccio (2008)
Jocelyn Dearborn (2010)
Jamie LaBovick (2010)
Elise Fortier (2012)

Triples

- 1. 8 Jocelyn Dearborn (2011)
2. 7 Lisa Buckley (1994)
3. 6 Patty Morrison (1990)
Janet Setcavage (1990)
Melissa Andrews (2009)
6. 5 Lisa Buckley (1995)
Debbie Sinnott (1993)
Carmen Mondelli (1995)
Sarah Jones (1998)

Home Runs

- 1. 20 Elise Fortier (2013)
Elise Fortier (2014)
3. 16 Erin Fisher (2010)
Jocelyn Dearborn (2011)
5. 14 Katie Davis (2005)
6. 13 Katie Davis (2004)
Paige Ortiz (2012)
Gabby Luety (2013)
Gabby Luety (2014)
10. 12 Beckah Wiggins (2010)
Jocelyn Dearborn (2010)

Total Bases

- 1. 145 Jocelyn Dearborn (2011)
2. 143 Elise Fortier (2013)
3. 134 Elise Fortier (2014)
4. 125 Jocelyn Dearborn (2010)
5. 123 Jamie LaBovick (2013)
6. 122 Erin Fisher (2010)
7. 117 Allison Twarowski (2007)
8. 114 Katie Davis (2005)
9. 113 Jocelyn Dearborn (2008)
10. 112 Katie Davis (2004)
Beckah Wiggins (2010)
Gabby Luety (2013)

On-Base Percentage

- 1. .495 Elise Fortier (2014)
2. .486 Elise Fortier (2013)
3. .481 Krystle Henry (2006)
4. .476 K.C. Crowder (1999)
5. .469 Jessica Hughes (2016)
6. .463 Allison Twarowski (2007)
7. .458 Gabby Luety (2013)
8. .455 Katie Davis (2004)
9. .447 Lisa Buckley (1994)
10. .444 Gabby Luety (2014)

Slugging Percentage

- 1. .854 Elise Fortier (2014)
2. .808 Elise Fortier (2013)
3. .725 Jocelyn Dearborn (2011)
4. .699 Katie Davis (2005)
5. .678 Erin Fisher (2010)
6. .676 Lisa Buckley (1994)
7. .662 Gabby Luety (2014)
8. .655 Gabby Luety (2013)
9. .646 Madison Shaw (2016)
10. .636 Katie Davis (2004)

Walks

- 1. 43 Elise Fortier (2013)
2. 38 Laura Klaiber (2006)
3. 37 Jessica Hughes (2016)
4. 35 Krystle Henry (2006)
Gabby Luety (2013)
Elise Fortier (2014)
7. 31 Brianna Turgeon (2012)
Gabby Luety (2014)
9. 30 Erin Fisher (2010)
Gabby Luety (2012)

Stolen Bases

- 1. 36 Jessica Hughes (2016)
2. 29 Lindsey Kay Bright (2009)
3. 26 Melissa Andrews (2009)
4. 21 Melissa Andrews (2007)
Melissa Andrews (2008)
6. 20 Krystle Henry (2004)
7. 19 Ivy Pollock (2002)
Krystle Henry (2007)
9. 17 Krystle Henry (2005)
Krystle Henry (2006)

2011, 2013, 2014, 2015 & 2016 Atlantic 10 Champions



CAREER

Appearances

- 178 Jen Mineau (2008-12)
- 163 Sara Kinney (2003-07)
- 115 Michele Daubman (2012-15)
- 108 Carol Fischer (2001-05)
- 101 Rachel Gillen (2014-16)
- 94 Jamie Giguere (2000-04)
- 93 Chelsea Plimpton (2008-11)
- 72 Nicole Ayres (2006-08)
- 70 Courtney Collins (1999-02)
- 68 **Lauren Quense (2014-)**

Games Started

- 138 Jen Mineau (2008-12)
- 121 Sara Kinney (2003-07)
- 90 Michele Daubman (2012-15)
- 72 Carol Fischer (2001-05)
- 69 Rachel Gillen (2014-16)
- 62 Chelsea Plimpton (2008-11)
- 56 Courtney Collins (1999-02)
- 55 Jaime Giguere (2000-04)
- 50 Melissa Curley (1994-97)
- 50 Jennifer Satriale (1990-94)
- Lauren Quense (2014-)**

Complete Games

- 105 Jen Mineau (2008-12)
- 70 Sara Kinney (2003-07)
- 41 Melissa Curley (1994-97)
- 39 Rachel Gillen (2014-16)
- 35 Jaime Giguere (2000-04)
- 34 Michele Daubman (2012-15)
- 34 Chelsea Plimpton (2008-11)
- 33 Courtney Collins (1999-02)
- 29 Jennifer Satriale (1990-94)
- 29 Karen Driscoll (1990-93)
- 29 Carol Fischer (2001-05)

Wins

- 101 Jen Mineau (2008-12)
- 75 Sara Kinney (2003-07)
- 51 Michelle Schlichtig (2012-15)
- 32 Rachel Gillen (2013-)
- 42 Carol Fischer (2001-05)
- 40 Chelsea Plimpton (2008-11)
- 28 Nicole Ayres (2006-08)
- 23 **Lauren Quense (2014-)**
- 22 Michelle Schlichtig (2002-03)
- 20 Jennifer Satriale (1990-94)
- 20 Jaime Giguere (2000-04)

Innings Pitched

- 974.1 Jen Mineau (2008-12)
- 770.0 Sara Kinney (2003-07)
- 500.0 Michele Daubman (2012-15)



ABOVE: CAROL FISCHER '05 ranks second in seven different pitching categories

RIGHT: SARA KINNEY '07 ranks as the career leader for Fordham in wins, strikeouts, shutouts, and innings pitched.

- 471.1 Carol Fischer (2001-05)
- 467.2 Rachel Gillen (2014-16)
- 411.2 Chelsea Plimpton (2008-11)
- 382.0 Jaime Giguere (2000-04)
- 354.2 Melissa Curley (1994-97)
- 330.2 Courtney Collins (1999-02)
- 318.2 Jennifer Satriale (1990-94)

Strikeouts

- 1390 Jen Mineau (2008-12)
- 680 Sara Kinney (2003-07)
- 315 Rachel Gillen (2013-)
- 322 Chelsea Plimpton (2008-11)
- 282 Carol Fischer (2001-05)
- 268 Nicole Ayres (2006-08)
- 259 Michele Daubman (2012-15)
- 242 Melissa Curley (1994-97)
- 175 Michelle Schlichtig (2002-03)
- 172 Rachael Wiggins (2004-07)

Shutouts

- 41 Jen Mineau (2008-12)
- 18 Sara Kinney (2003-07)
- 13 Michele Daubman (2012-15)
- 13 Rachel Gillen (2013-)
- 11 Chelsea Plimpton (2008-11)
- 7 Jennifer Satriale (1990-94)
- 7 Carol Fischer (2001-05)
- 6 Melissa Curley (1994-97)
- 6 Karen Driscoll (1990-93)
- 6 Courtney Collins (1999-02)
- 6 Michelle Schlichtig (2002-03)


Saves

- 15 Sara Kinney (2003-07)
- 12 Jen Mineau (2008-12)
- 10 Patti Maloney (2013-15)
- 6 Carol Fischer (2001-05)
- 5 Jaime Giguere (2000-04)

ERA (min. 200 inn.)

- 1.42 Jen Mineau (2008-12)
- 1.46 Michelle Schlichtig (2002-03)
- 1.69 Allison Twarowski (2004-08)
- 1.96 Chelsea Plimpton (2008-11)
- 2.18 Sara Kinney (2003-07)

BELOW: MELISSA CURLEY '97 is among the leaders in seven career categories.



SINGLE SEASON

Appearances

- 50 Jen Mineau (2010)
- 45 Jen Mineau (2012)
- 43 Jen Mineau (2011)
- 42 Sara Kinney (2007)
- 41 Sara Kinney (2006)
- 40 Sara Kinney (2004)
- 40 Sara Kinney (2005)
- Beckah Wiggins (2008)
- Jen Mineau (2009)
- Lauren Quense (2016)**

Games Started

- 42 Jen Mineau (2010)
- 40 Jen Mineau (2012)
- 33 Rachel Gillen (2015)
- Lauren Quense (2016)**
- 32 Chelsea Plimpton (2011)
- 31 Sara Kinney (2004)
- 31 Sara Kinney (2005)
- Michelle Schlichtig (2003)
- Michele Daubman (2014)
- 30 Sara Kinney (2006)

Complete Games

- 33 Jen Mineau (2012)
- 30 Jen Mineau (2010)
- 24 Michelle Schlichtig (2003)
- 24 Jen Mineau (2011)
- 23 Sara Kinney (2004)
- 20 Sara Kinney (2006)
- 20 Rachel Gillen (2015)
- 19 Melissa Curley (1997)
- 19 Cris Acampora (1990)
- 19 Jill Twardy (1986)

Wins

- 34 Jen Mineau (2010)
- 25 Jen Mineau (2012)
- 24 Sara Kinney (2005)
- 24 Jen Mineau (2011)
- 24 Rachel Gillen (2015)
- 22 Michelle Schlichtig (2003)
- 21 Sara Kinney (2006)
- 18 Jen Mineau (2009)
- 18 Michele Daubman (2013)
- 18 Michele Daubman (2014)

Innings Pitched

- 286.0 Jen Mineau (2012)
- 282.1 Jen Mineau (2010)
- 224.2 Jen Mineau (2011)
- 213.1 Rachel Gillen (2015)
- 211.1 Michelle Schlichtig (2003)

- 208.2 Sara Kinney (2004)
- 208.1 Sara Kinney (2006)
- 189.1 Sara Kinney (2005)
- 181.1 Jen Mineau (2009)
- 177.1 Rachel Gillen (2016)

Strikeouts

- 503 Jen Mineau (2010)
- 414 Jen Mineau (2012)
- 300 Jen Mineau (2011)
- 250 Rachel Gillen (2015)
- 182 Sara Kinney (2005)
- 181 Sara Kinney (2007)
- 175 Michelle Schlichtig (2003)
- 173 Jen Mineau (2009)
- 160 Sara Kinney (2004)
- 157 Sara Kinney (2006)

Shutouts

- 15 Jen Mineau (2010)
- 15 Jen Mineau (2011)
- 8 Jen Mineau (2012)
- 8 Rachel Gillen (2015)
- 6 Sara Kinney (2005)
- 6 Michelle Schlichtig (2003)
- 5 Sara Kinney (2006)
- 5 Chelsea Plimpton (2011)
- 5 Michele Daubman (2014)

Saves

- 6 Sara Kinney (2004)
- 6 Patti Maloney (2014)
- 5 Sara Kinney (2005)
- 5 Jen Mineau (2009)
- 4 Sara Kinney (2007)
- 4 Jen Mineau (2011)
- 3 Jamie Giguere (2003)

ERA (min. 75 innings)

- 1.04 Jen Mineau (2010)
- 1.22 Jen Mineau (2011)
- 1.34 Sara Kinney (2004)
- 1.44 Jaime Giguere (2004)
- 1.46 Michelle Schlichtig (2003)
- 1.52 Karen Driscoll (1993)
- 1.57 Chelsea Plimpton (2010)
- 1.62 Jen Mineau (2012)
- 1.74 Allison Twarowski (2008)
- 1.76 Carol Fischer (2004)



ABOVE: JEN MINEAU '12 tops nearly every single pitching category in the Fordham record book.



ABOVE: JAIME GIGUERE '04 ranks in top five for six career pitching categories.



BATTING

Batting Average

1.	.309	2015
2.	.306	2013
3.	.304	2007
4.	.299	2005
5.	.296	2008

Hits

1.	548	2008
2.	498	2007
3.	492	2006
4.	491	2013
5.	491	2015

At Bats

1.	1849	2008
2.	1694	2010
3.	1673	2006
4.	1639	2007
5.	1617	2011

RBI

1.	303	2007
2.	298	2015
3.	293	2006
4.	287	2013
5.	279	2016

Runs Scored

1.	330	2007
2.	329	2006
3.	323	2008
4.	323	2015
5.	311	2013
6.	311	2016

Doubles

1.	97	2008
2.	94	2007
3.	81	2006
4.	81	2014
5.	78	2013
6.	78	2016

Triples

1.	18	1995
2.	15	1994
3.	15	1998
4.	13	1990
5.	13	1992
6.	13	1991
7.	13	2008
8.	13	2011

Home Runs

1.	69	2013
2.	61	2014
3.	60	2010
4.	54	2012
5.	53	2006

Total Bases

1.	794	2008
2.	794	2013
3.	765	2012
4.	746	2006
5.	744	2015

Slugging Percentage

1.	.495	2013
2.	.482	2014
3.	.469	2015
4.	.452	2010
5.	.451	2007

Walks

1.	190	2014
2.	189	2013
3.	178	2006
4.	176	2016
5.	171	2004

Stolen Bases

1.	87	2007
2.	85	2009
3.	81	2016
4.	76	2010
5.	71	2004



ABOVE: KRISTLE HENRY '07 stole 19 of Fordham's team record 87 bases in 2007.



ABOVE: LISA BUSCIACCO '06 hit ten of Fordham's 53 home runs in 2006.

PITCHING

Strikeouts

1.	636	2010
2.	466	2012
3.	453	2011
4.	358	2007
5.	350	2008

Shutouts

1.	25	2010
2.	23	2011
3.	13	2015
4.	12	2004
5.	12	2012

ERA

1.	1.34	2010
2.	1.46	2004
3.	1.71	2011
4.	1.86	2003
5.	2.14	2005



ABOVE: ALLISON TWAROWSKI '08 is the only Ram to earn All-Conference honors four times.

FIELDING

Fielding Pct.

1.	.980	2010
2.	.978	2011
3.	.970	2012
4.	.967	2014
5.	.967	2015

BELOW: SAMANTHA CROCKER '04 had a perfect fielding percentage in 2004 at catcher.



ABOVE: MARY BETH PUCCIO '09 was a First Team Academic All-American in 2008 and the 2009 Atlantic 10 Student Athlete of the Year.



ABOVE: In 15 seasons at the helm, BRIDGET ORCHARD is the winningest coach in Fordham softball history.


COACHING

Coach (Years)	Seasons	Wins	Losses	Ties	Pct.
Bridget Orchard (née Baxter) (2002-)	15	545	338	1	.617
Steve Kelly (1992-96)	5	61	107	2	.365
Debbie Corbett (1997-2001)	5	65	173	1	.274
Anne Newhouse (1986-88)	3	19	52	0	.268
Don Mills (1989-91)	3	30	83	0	.265
Chris Monasch (1985)	1	3	15	0	.167
Totals	32	723	768	4	.485

2011, 2013, 2014, 2015 & 2016 Atlantic 10 Champions



	<u>Individual</u>	<u>Team</u>
Runs in a game	5, Becky Cowper, vs. RPI, 3/26/95 5, Elise Fortier, vs. Detroit, 3/16/13 5, Sydney Canessa, at UMass, 4/11/15	22, vs. Temple, 4/5/07
Hits in a game	5, Marie Mitchell, vs. La Salle, 4/12/01 5, Allison Twarowski, vs. Buffalo, 3/15/06 5, Beekah Wiggins at St. Peter's 3/24/10	25, at St. Peter's 3/24/10
RBI in a game	9, Beekah Wiggins at St. Peter's 3/24/10	21, vs. Temple, 4/5/07
Doubles in a game	2, by many, many people	6, vs. Fairleigh Dickinson, 4/11/02 6, vs. Manhattan, 4/11/08 6, at Fairleigh Dickinson, 4/7/09 6, at Fairleigh Dickinson 4/21/11
Triples in a game	2, Meghan Connelly, vs. Morgan St., 3/8/02 2, Allison Storc, at George Washington, 5/3/08	3, vs. Rhode Island, 4/24/04
Home Runs in a game*	3, Beekah Wiggins at Dayton 3/28/10 3, Elise Fortier at St. Bonaventure, 4/27/13	5, vs. Temple, 4/5/07 5, vs. St. Bonaventure, 4/22/15
Total bases in a game	14, Elise Fortier at St. Bonaventure, 4/27/13	40, at St. Peter's, 3/24/10
Stolen Bases in a game	3, Megan Georgvich, at Yale, 3/29/97 3, Tara DiGilio, at Yale, 3/29/97 3, Krystle Henry, vs. St. Francis (NY), 4/12/05 3, Krystle Henry, vs. Binghamton, 3/3/07	8, vs. Binghamton, 3/3/07
Strikeouts in a game	22, Jen Mineau at La Salle, 4/18/10	22, at La Salle, 4/18/10



ABOVE: NICOLE CALLAHAN '12 posted a 17-game hit streak in 2012, what was then the longest in team history.

Miscellaneous Records
No-Hitters

- Michelle Schlichtig, at George Washington, 4/27/03 (perfect game, 5 innings)
- Jen Mineau, vs. St. Peter's, 3/10/09 (perfect game, 5 innings)
- Jen Mineau, vs. Delaware, 3/15/09
- Jen Mineau at Morehead St., 2/20/10 (perfect game)
- Jen Mineau at Temple, 4/23/10
- Jen Mineau vs. Charlotte, 5/13/10 (perfect game)
- Chelsea Plimpton vs. Princeton, 3/12/11 (5 innings)
- Jen Mineau vs. George Washington, 4/8/11
- Jen Mineau vs. St. Peter's, 4/27/11 (perfect game, 5 innings)
- Jen Mineau vs. St. John's, 3/20/12 (6 innings)
- Jen Mineau vs. Charlotte, 3/30/12 (5 innings)
- Jen Mineau vs. Temple, 4/7/12 (perfect game)
- Rachel Gillen vs. St. Bonaventure, 4/22/14 (5 innings)

- Hitting Streak 28 games, Jamie LaBovick (3/2/13-4/20/13)
- Fordham's Longest Game 17 innings, vs. UMass, 5/4/12 (Umass won 2-1)
- Team Winning Streak 21 games, (4/6/2010-5/14/2010)
- Team Consecutive Scoreless Innings 48, (4/18/10-5/5/10) spanned eight games
- Team Consecutive Shutouts 6, April 20-May 2, 2010



ABOVE: JEN MINEAU '12 threw ten no-hitters during her career, including five perfect games.

Year	G	W	L	T	Pct.
1985	18	3	15	0	.167
1986	19	8	11	0	.421
1987	21	6	15	0	.286
1988	31	5	26	0	.161
1989	36	11	25	0	.306
1990	43	10	33	0	.233
1991	34	9	25	0	.265
1992	35	12	23	0	.343
1993	35	12	23	0	.343
1994	30	14	14	2	.500
1995	38	18	20	0	.474
1996	32	5	27	0	.156
1997	40	7	33	0	.175
1998	44	17	27	0	.386
1999	42	5	37	0	.119
2000	54	17	36	1	.321
2001	59	19	40	0	.322
2002	57	14	43	0	.246
2003	56	37	19	0	.661
2004	60	35	24	1	.592
2005	54	38	16	0	.704
2006	60	37	23	0	.617
2007	59	39	20	0	.661
2008	66	36	30	0	.545
2009	59	37	22	0	.628
2010	61	49	12	0	.803
2011	61	42	19	0	.689
2012	58	32	26	0	.552
2013	59	36	23	0	.610
2014	54	36	20	0	.643
2015	58	38	20	0	.655
2016	60	39	21	0	.650
TOTALS	1495	723	768	4	.485



LEFT: BECKAH WIGGINS '11 is one of only two Rams to ever hit three home runs in the same game. She also holds the single-game RBI record with nine.



1985 (3-15, 1-9 MAAC)

Coach: Chris Monasch

Table listing 1985 softball season results for various teams including Long Island, Lehman, La Salle, etc.

* MAAC Conference game

1986 (8-11, 4-3 MAAC)

Coach: Anne Newhouse

Table listing 1986 softball season results for various teams including Long Island, La Salle, St. John's, etc.

* MAAC Conference game

1987 (6-15, 1-7 MAAC)

Coach: Anne Newhouse

Table listing 1987 softball season results for various teams including Greensboro, North Carolina, UNC-Greensboro, etc.

* MAAC Conference game

1988 (5-26, 4-4 MAAC)

Coach: Anne Newhouse

Table listing 1988 softball season results for various teams including Lock Haven, California U. of PA, Ithaca, IUPUI.

Table listing 1985-1989 softball season results for various teams including Maine, Detroit, Winona St., etc.




Table listing 1989 softball season results for St. John's.

* MAAC Conference game

1989 (11-25, 6-4 MAAC)

Coach: Don Mills

Table listing 1989 softball season results for various teams including Queens, Mercer, Hillsdale, etc.

Table listing 1989 softball season results for Iona, Fairfield, Seton Hall.

^ - Florida Trip
*- MAAC Conference game
- MAAC Tournament game

1990 (10-33, 4-6 MAAC)

Coach: Don Mills

Table listing 1990 softball season results for various teams including St. Francis (NY), Queens, Rider, Drexel, etc.

* MAAC Conference game
- MAAC Tourn. game

1991 (9-25, 3-8 PL)

Coach: Don Mills

Table listing 1991 softball season results for various teams including vs. Heidelberg, vs. Swarthmore, at Barry, etc.



Table listing 1991 softball season results for various teams including at Iona, Colgate, Bucknell, etc.

^ - Florida Trip
*- Patriot League game
- Patriot League Tournament game (Allentown, Pa.)

1992 (12-23, 5-7 PL)

Coach: Steve Kelly

Table listing 1992 softball season results for various teams including Wagner, Seton Hall, at Lehigh, etc.

^ - at Mercy College (Dobbs Ferry, N.Y.)
*- Patriot League game
- Patriot League

Tournament game (Allentown, Pa.)

1993 (12-23, 4-8 PL)

Coach: Steve Kelly

Table listing 1993 softball season results for various teams including vs. Princeton, vs. St. Xavier, vs. Augustana, etc.

^ - Winter Park, Fla.
*- Patriot League game
- Patriot League Tournament game (Patriots Park, Allentown, Pa.)

1994 (14-14-2, 7-5 PL)

Coach: Steve Kelly

Table listing 1994 softball season results for various teams including vs. Wisc.-Parkside, vs. Delta State, vs. Teikyo Post, etc.



2011, 2013, 2014, 2015 & 2016 Atlantic 10 Champions




Lafayette * W, 5-4
 Lafayette * W, 6-5
 at Colgate * L, 5-8
 at Colgate * W, 14-1
 St. Francis (NY) L, 4-5
 St. Francis (NY) W, 8-0
 at Lehigh * L, 2-5
 at Lehigh * W, 7-4
 at Bucknell * L, 1-10
 at Bucknell * L, 6-8
 at Mercy W, 9-7
 at Mercy W, 8-3
 Army* L, 2-8
 Army* W, 5-2
 vs. Lafayette # L, 2-3
 vs. Colgate # L, 1-4

^- Cocoa Expo (Cocoa, Fla.)
 !- Manhattanville Tourn. (Purchase, N.Y.)
 *- Patriot League game
 #- Patriot League Tourn. (Patriots Park, Allentown, Pa.)

1995 (18-20, 3-8 PL)
Coach: Steve Kelly

at Iona L, 0-6
 at Iona L, 2-4
 at Manhattanville! W, 6-2
 vs. Elmira! W, 10-0
 vs. RPI! L, 1-2
 vs. RPI! L, 13-15
 at St. Peter's L, 1-2
 at St. Peter's W, 2-0
 vs. Campbell ^ L, 0-6
 vs. George Mason ^ W, 4-2
 vs. Radford ^ W, 2-1
 vs. Delaware ^ L, 4-8
 vs. East Carolina ^ L, 0-6
 vs. George Mason! L, 0-8



at Wagner W, 8-7
 at Wagner W, 10-0
 NYU W, 21-2
 Colgate * W, 3-1
 Colgate * L, 1-2
 Bucknell * L, 1-2
 Bucknell * L, 0-2
 at St. Francis (NY) W, 5-1
 at St. Francis (NY) W, 15-12
 at Manhattan L, 1-4
 at Manhattan L, 0-3
 at Army * L, 2-3
 at Army * W, 8-0
 at Holy Cross * L, 1-2
 at Holy Cross * W, 6-0
 Siena W, 8-0
 Siena W, 9-0
 Mercy W, 8-0
 Mercy W, 3-1
 Lehigh * L, 0-3
 Lehigh * L, 1-3
 at Lafayette * L, 0-8

vs. Holy Cross # L, 1-2
 vs. Army # L, 2-3
 !- Manhattanville Tourn. (Purchase, N.Y.)
 ^- Southeastern Tourn. (Richmond, Va.)
 *- Patriot League game
 #- Patriot League Tourn. (Patriots Park, Allentown, Pa.)

1996 (5-27, 1-15 A10)
Coach: Steve Kelly

at Hofstra L, 0-8
 at Hofstra L, 1-3
 vs. Charleston So. ^ L, 2-3
 vs. Concord ^ L, 1-9
 vs. UMBC ^ L, 4-17
 vs. Cornell ^ L, 1-6
 At Virginia Tech * L, 5-7
 at Virginia Tech * L, 4-7
 Iona W, 2-1
 Iona W, 4-1
 St. Peter's L, 4-5
 St. Peter's L, 2-4
 Saint Joseph's * L, 0-14
 Saint Joseph's * L, 0-7
 Temple * L, 0-2
 Wagner W, 1-0
 Wagner W, 3-1
 La Salle * W, 1-0
 La Salle * L, 0-1
 Army L, 0-2
 Army L, 2-6
 at Dayton * L, 0-4
 at Dayton * L, 2-6
 at St. Bona * L, 0-8
 at St. Bona * L, 4-13
 Manhattan L, 6-14
 Manhattan L, 1-4
 Rhode Island * L, 1-2
 Rhode Island * L, 0-7
 Massachusetts * L, 0-9
 Massachusetts * L, 1-9
 Temple * L, 0-4

^ - Radford Tournament (Radford, Va.)
 * - Atlantic 10 Conference game

1997 (7-33, 1-15 A10)
Coach: Debbie Corbett

vs. UMES! W, 13-3
 vs. Norfolk State! L, 0-1
 vs. Pace! W, 4-3
 vs. Norfolk State! L, 3-4
 Iona L, 0-5
 Iona L, 0-5
 vs. Saint Joseph's ^ L, 0-4
 at Radford ^ L, 2-3
 vs. Wagner ^ L, 0-5
 vs. Saint Joseph's ^ L, 1-7
 at Virginia Tech * L, 3-7
 at Virginia Tech * L, 3-7
 at Yale L, 1-4
 at Yale L, 4-7
 at Army L, 0-1
 at Army L, 3-7
 at Saint Joseph's * L, 0-4
 at Saint Joseph's * L, 0-20
 at Temple * L, 3-15
 at Temple * L, 1-7
 St. Francis (NY) W, 9-0
 St. Francis (NY) W, 9-2
 at Iona L, 1-3
 at Iona L, 1-3
 at La Salle * L, 3-7
 at La Salle * L, 0-6

Seton Hall W, 4-2
 Seton Hall L, 0-8
 at Manhattan L, 1-2
 at Manhattan L, 3-5
 St. Bonaventure * L, 1-2
 St. Bonaventure * W, 8-2
 Dayton * L, 0-2
 Dayton * L, 2-3
 at Siena W, 2-1
 at Siena Forfeit
 at Massachusetts * L, 0-7
 at Massachusetts * L, 0-3
 at Rhode Island * L, 3-4
 at Rhode Island * L, 1-8

! - Hampton Tournament (Hampton, Va.)
 ^ - Radford Tournament (Radford, Va.)

* - Atlantic 10 Conference game
 Note: Siena forfeited a game to Fordham

1998 (17-27, 3-11 A10)
Coach: Debbie Corbett

vs. UNC-Wilmington! W, 2-1
 vs. Campbell! W, 8-5
 vs. Fairfield! W, 2-1 (8)



vs. East Carolina! L, 3-8
 vs. SE Missouri! L, 0-5
 vs. Liberty! W, 2-0
 vs. Manhattan! L, 4-7 (8)
 vs. East Carolina! L, 1-9
 vs. Chattanooga ^ L, 4-13
 vs. Cleveland State ^ L, 1-2
 vs. Lafayette ^ W, 4-1
 vs. Charleston So. ^ W, 6-2
 Rhode Island * L, 0-7
 Rhode Island * L, 2-4 (8)
 Massachusetts * L, 0-9
 Massachusetts * L, 0-9
 Siena W, 1-0
 Siena W, 9-0
 at Radford L, 4-18
 at Radford L, 0-2
 at Virginia Tech * L, 5-13
 at Virginia Tech * L, 1-11
 Yale L, 4-7
 Yale L, 6-17
 at Wagner W, 3-1
 at Wagner L, 1-7
 Saint Joseph's * L, 0-4
 Saint Joseph's * L, 0-2
 Temple * L, 0-9
 Temple * W, 3-2 (9)
 Manhattan W, 7-4
 Manhattan L, 1-14
 Iona W, 4-3
 Iona W, 7-2
 at Long Island L, 0-7
 at Long Island W, 5-4
 La Salle * L, 1-2

La Salle * W, 4-2
 at Hartford W, 5-4 (8)
 at Hartford L, 3-11
 at St. Peter's L, 0-8
 at St. Peter's L, 1-8
 at Dayton * W, 2-1
 at Dayton * L, 6-12

! - Rebel Spring Games (Osceola, Fla.)

^ - Winthrop Tournament (Rock Hill, S.C.)
 * - Atlantic 10 Conference game

1999 (5-37, 1-15 A10)
Coach: Debbie Corbett

vs. Pittsburgh \$ L, 0-4
 vs. Evansville \$ L, 1-8
 vs. Loyola-Chicago \$ L, 1-5
 vs. Georgia Tech \$ L, 2-12
 vs. Troy State \$ L, 1-6
 vs. St. Xavier (Ill.)! L, 1-2
 vs. East Carolina! L, 3-9
 vs. Wisconsin-GB! L, 2-5
 vs. Morehead State! L, 2-8
 vs. Eastern Kentucky! L, 0-5
 vs. George Mason! W, 1-0
 vs. Chattanooga ^ L, 0-8
 vs. Mercer ^ L, 4-9
 vs. UNC-Wilmington ^ L, 1-2
 vs. Georgia State ^ L, 0-8
 at Hofstra L, 0-9
 St. Peter's L, 3-8
 St. Peter's L, 2-3
 Long Island L, 1-3
 Long Island L, 0-1
 Rutgers L, 1-11
 Rutgers L, 0-7
 St. Bonaventure * L, 0-5
 St. Bonaventure * L, 2-4
 Dayton * L, 4-8
 Dayton * L, 1-5
 Seton Hall L, 3-5
 Wagner W, 4-3
 Wagner W, 8-7 (14)
 at Massachusetts * L, 0-12
 at Massachusetts * L, 1-3
 at Rhode Island * L, 2-4
 at Rhode Island * W, 4-3
 at Yale L, 7-10
 at Yale L, 0-6
 at Iona W, 3-2
 Virginia Tech * L, 1-11
 Virginia Tech * L, 0-4
 at Saint Joseph's * L, 2-3
 at Saint Joseph's * L, 1-4
 at Temple * L, 0-1
 at Temple * L, 1-3
 at La Salle * Forfeit
 at La Salle * Forfeit

\$ - Georgia St. Tournament (Atlanta, Ga.)

! - Rebel Spring Games (Osceola, Fla.)

^ - Winthrop Tournament (Rock Hill, S.C.)

* - Atlantic 10 Conference game
 Note: Fordham forfeited 2 games to La Salle. Those games do not count in overall records, but count as Fordham losses in conference record.

2000 (17-36-1, 5-11 A10)
Coach: Debbie Corbett
 vs. Virginia \$ L, 4-5
 vs. Loyola-Mrymt \$ L, 1-8
 vs. Southern Utah \$ W, 3-2
 vs. Oregon \$ L, 0-11
 vs. Florida Int.\$ L, 2-10
 vs. Indiana State! L, 5-9
 vs. Detroit! L, 1-5



vs. Austin Peay! L, 2-4
 vs. Siena! W, 10-5
 vs. IUPUI! L, 0-2
 vs. Liberty! W, 3-1
 vs. St. Xavier! L, 0-3
 vs. Maine! L, 2-4
 vs. Minnesota ^ L, 0-6
 vs. Syracuse ^ L, 0-6
 vs. Northern Illinois ^ L, 4-5
 vs. New Mexico ^ W, 3-0
 vs. Southern Illinois ^ L, 0-4
 vs. Western Kentucky ^ L, 0-1
 at Wagner W, 1-0
 at Wagner W, 2-1
 at Seton Hall L, 0-2
 at Seton Hall L, 2-3
 Lehigh W, 2-0
 Lehigh L, 3-6
 at Long Island L, 4-7
 at Long Island L, 5-6
 Cornell L, 1-2
 Cornell W, 3-2
 Yale L, 0-3
 Yale W, 3-0
 at Manhattan L, 2-3
 at Manhattan W, 5-2
 La Salle * W, 6-4
 La Salle * L, 4-6
 at Villanova L, 0-2
 at Villanova L, 0-2
 at Dayton * L, 3-5
 at Dayton * L, 3-4
 at St. Bona * L, 0-4
 at St. Bona * L, 4-7
 Massachusetts * L, 1-12
 Massachusetts * L, 1-5
 Rhode Island * W, 6-4
 Rhode Island * W, 5-0
 Columbia T-2-2
 at Virginia Tech * L, 1-10





at Virginia Tech * L, 2-11
St. Francis (NY) W, 4-3
St. Francis (NY) W, 3-0
Temple * L, 0-3
Temple * W, 1-0
Saint Joseph's * L, 1-9
Saint Joseph's * W, 5-0

\$ - UNLV Tournament (Las Vegas, Nev.)
!- Rebel Spring Games (Osceola, Fla.)
^ - Clearwater Tournament (Clearwater, Fla.)
* - Atlantic 10 Conference game

2001 (19-40, 7-14 A10) Coach: Debbie Corbett

vs. Nebraska \$ L, 0-10
vs. Southern Utah \$ L, 0-4
vs. Cal Poly \$ L, 0-8
vs. Oregon St. \$ L, 1-12
vs. Cal-Berkeley \$ L, 1-14
vs. Saint Joseph's ! L, 0-5
vs. Detroit ! L, 0-14
vs. St. Francis (PA) ! W, 5-0
vs. Villanova ! L, 0-1
vs. Lehigh ! L, 4-5
vs. Youngstown St. ! W, 5-1
vs. Maine ! L, 3-5
vs. La Salle ! L, 0-8
vs. Texas A&M ^ L, 1-11
vs. Alabama-Birm. ^ L, 2-10
vs. Northern Illinois ^ L, 3-7
vs. Colgate ^ L, 1-2
vs. St. Francis (NY) ^ W, 1-0 (9)
vs. Rutgers ^ L, 0-6
vs. Colgate ^ L, 0-1
vs. Liberty ^ W, 7-1
vs. Texas A&M ^ L, 0-7
St. Francis (PA) W, 2-1
St. Francis (PA) L, 5-10
at Temple * W, 3-0
at Temple * L, 1-8
at Temple * L, 1-2
Iona L, 4-9
Iona L, 3-4
Dayton * L, 1-3
Dayton * L, 1-2
Dayton * L, 0-4
Wagner W, 7-2
Wagner W, 2-1
at Rhode Island * L, 0-2
at Rhode Island * W, 4-2
at Rhode Island * L, 0-8
St. Francis (NY) W, 3-2
St. Francis (NY) W, 3-1
La Salle * W, 5-4 (12)
La Salle * W, 2-1
La Salle * W, 2-0
at Lehigh L, 0-1
at Lehigh L, 6-9
Saint Joseph's * L, 1-4

Saint Joseph's * L, 2-6
Saint Joseph's * L, 3-4
Long Island L, 2-9
Long Island L, 1-9
at Columbia L, 0-1
at Columbia W, 3-2
Massachusetts * L, 2-3
Massachusetts * L, 0-2
Massachusetts * L, 0-9
Manhattan L, 2-4
Manhattan W, 6-3
at St. Bonaventure * L, 1-3
at St. Bonaventure * W, 7-3
at St. Bonaventure * W, 6-3

\$ - UNLV Tournament (Las Vegas, Nev.)
!- Rebel Spring Games (Osceola, Fla.)
^ - Clearwater Tournament (Clearwater, Fla.)
* - Atlantic 10 Conference game

2002 (14-43, 3-18 A10) Coach: Bridget Baxter

Southeastern LA \$ L, 0-10
Centenary \$ W, 3-1
Tulsa \$ L, 0-10
Troy State \$ L, 0-8
Tulsa \$ L, 1-7
at UPenn W, 6-5
at UPenn L, 2-6
Akron! L, 0-2
Morgan St. ! W, 5-4
Canisius ! L, 1-5
at East Carolina ! L, 0-8
Marist ! W, 12-4
Rhode Island ! L, 1-9
Missouri-KC ^ L, 2-5
at Florida Int. ^ L, 0-11
Massachusetts ^ L, 1-4
Illinois-Chicago ^ L, 2-13
Illinois-Chicago ^ L, 0-5
Marist W, 4-3 (10)
Marist W, 1-0
at Saint Joseph's * L, 0-13
at Saint Joseph's * L, 0-4
at Saint Joseph's * L, 2-6
at Manhattan L, 2-7
at Manhattan W, 6-3
St. Bonaventure * W, 8-6
St. Bonaventure * L, 1-13
St. Bonaventure * L, 1-7
St. Peter's L, 1-5
St. Peter's W, 2-1
St. Francis (NY) L, 1-2
St. Francis (NY) L, 0-1
at Dayton * L, 0-5
at Dayton * L, 1-3
at Dayton * L, 0-4
at Wagner L, 3-5
at Wagner L, 1-3
Fair. Dickinson W, 3-2
Fair. Dickinson W, 15-9
Temple * L, 3-10
Temple * L, 1-11
Temple * L, 0-8
at St. Francis (PA) L, 0-8
at St. Francis (PA) L, 4-5
at La Salle * W, 4-0 (10)
at La Salle * L, 0-6
at La Salle * W, 1-0
Columbia L, 1-4
Columbia L, 1-10
Rhode Island * L, 2-7
Rhode Island * L, 4-11
Rhode Island * L, 1-3
at Iona W, 1-0 (9)

at Iona L, 4-5
at Massachusetts * L, 1-7
at Massachusetts * L, 0-6
at Massachusetts * L, 0-13
\$ - Mardi Gras Classic (New Orleans, La.)
!- East Carolina Tourn. (Greenville, N.C.)
^ - Fla. International Tourn. (Miami, Fla.)
* - Atlantic 10 Conference game

2003 (37-19, 10-6 A10) Coach: Bridget Baxter

James Madison \$ L, 1-3
UNC-Greensboro \$ L, 4-5
Wisconsin \$ L, 3-5
Delaware ! W, 2-1
East Carolina ! L, 3-6
St. John's ! W, 4-1
Campbell ! L, 1-7
St. John's ! L, 1-2 (8)
Cent. Conn. ^ W, 4-2
St. Francis (PA) % W, 6-5
at James Madison % L, 1-2
UMBC % W, 1-0
St. Francis (PA) W, 7-1
at James Madison % W, 3-1
Fair. Dickinson @ W, 6-1
St. Peter's @ W, 2-1
Colgate @ W, 3-2
Lafayette @ W, 10-2
Cornell @ L, 0-5
Rider @ L, 0-3
Columbia @ W, 2-1
Iona W, 4-2
Iona W, 3-0
at Army W, 2-0
UPenn W, 4-3
UPenn W, 5-4
Massachusetts * L, 2-6
Massachusetts * L, 0-7
Wagner W, 6-5 (9)
Wagner W, 6-2
La Salle * L, 1-2
La Salle * W, 8-1
Dayton * W, 1-0
Dayton * W, 3-2 (8)
Rhode Island * W, 4-3 (8)
Rhode Island * L, 0-1 (12)
St. Francis (NY) W, 9-1
St. Francis (NY) W, 10-0
at Stony Brook W, 5-6
at Stony Brook W, 4-2
Saint Joseph's * W, 2-1
Saint Joseph's * L, 2-6
Fair. Dickinson W, 3-2
Fair. Dickinson W, 10-0
Manhattan W, 2-0
Manhattan W, 4-0
Temple* W, 1-0
Temple* L, 4-7
George Washington * W, 12-0
George Washington* W, 7-2
St. Peter's W, 5-3
St. Peter's L, 0-1
St. Bona* W, 5-2
St. Bona* W, 11-5
Massachusetts# L, 1-3
Saint Joseph's# L, 2-3

\$ - Triangle Classic (Chapel Hill, N.C.)
!- ECU Pirate Classic (Greenville, N.C.)
^ - Hampton Tournament (Hampton, Va.)



% - James Madison Tourn. (Harrisonburg, Va.)
@ - Rebel Games (Osceola, Fla.)
* - Atlantic 10 Conference game
- Atlantic 10 Tournament game (Amherst, Mass.)

2004 (35-24-1, 8-6 A10) Coach: Bridget Orchard

Marshall \$ L, 1-3
UNC-Wilmington \$ W, 4-2
James Madison \$ L, 3-4
George Mason ! L, 1-2
Liberty ! L, 1-2
James Madison ! W, 5-2
East Carolina ! L, 1-3
James Madison ! W, 10-2
Marist W, 5-2
Colgate W, 4-3
Marist W, 9-0
St. Francis (PA) ^ W, 4-0
Binghamton ^ L, 2-3
at UMBC ^ W, 8-0
St. Francis (PA) ^ W, 3-0
at UMBC ^ W, 8-3
Liberty % W, 2-1
Cleveland St. % W, 2-1 (9)
Lafayette % W, 9-0
Bucknell % W, 3-2
Columbia % L, 1-2
Vermont % W, 8-1
Cornell % L, 0-1
SE Missouri % W, 5-1
St. Peter's W, 6-2
St. Peter's W, 8-7
at Temple * W, 3-2 (8)
at Temple * L, 0-2
Hartford W, 5-4 (8)
Hartford W, 8-7
St. Bonaventure * L, 1-2
St. Bonaventure * W, 3-1 (8)
Seton Hall W, 4-1
Seton Hall L, 0-1
at Wagner W, 7-0
at Wagner T, 2-2
La Salle * L, 0-1
La Salle * W, 11-3
at Fairfield W, 3-0
at Fairfield L, 3-4 (8)
at Dayton * W, 2-1
at Dayton * W, 5-1
at Fair. Dickinson L, 0-1
at Fair. Dickinson W, 7-3
Army L, 3-10
Army L, 2-6
Rhode Island * W, 5-0
Rhode Island * W, 7-0
at Iona L, 5-6
at Iona W, 4-0
at Columbia L, 0-1
at Columbia L, 0-3
at Massachusetts * L, 0-1

at Massachusetts * L, 6-14
Manhattan L, 0-1
Manhattan W, 6-2
Saint Joseph's * L, 0-2
Saint Joseph's * W, 3-2
vs. Massachusetts # L, 0-1 (8)
vs. Temple # L, 0-1

\$ - Triangle Classic (Chapel Hill, N.C.)
!- Dixie Classic (Virginia Beach, Va.)
^ - UMBC Spring Classic (Baltimore, Md.)
% - Rebel Games (Osceola, Fla.)
* - Atlantic 10 Conference game
- Atlantic 10 Tournament game (Amherst, Mass.)

2005 (38-16, 15-1 A-10) Coach: Bridget Orchard Atlantic 10 Regular Season Champions

Mercer \$ W, 1-0
Alabama-Birm. \$ L, 2-3
FIU \$ L, 2-3 (8)
Alabama-Birm. \$ W, 9-0 (5)
FIU \$ L, 0-2
Radford ! W, 5-4
Villanova! L, 2-3 (8)
Ohio ! L, 6-10
East Carolina ! W, 2-1
Villanova ! L, 0-6
Marist W, 6-2
Elon ^ L, 2-10 (5)
UTEP ^ W, 8-7
Buffalo ^ W, 8-0 (5)
Beth-Cookman ^ L, 0-2
Connecticut ^ W, 13-3 (6)
at Stetson L, 0-1 (8)
at Stetson L, 2-4
at La Salle * W, 6-1
at La Salle * W, 1-0
at Saint Joseph's * W, 8-6
at Saint Joseph's * W, 10-6 (12)
at Marist W, 10-4
at Marist W, 6-3



Massachusetts * W, 4-2
Massachusetts * W, 14-6 (6)
Columbia W, 8-2
Columbia W, 4-3
Rhode Island * & W, 4-1
Rhode Island * & W, 16-7
St. Francis (NY) W, 8-1
St. Francis (NY) W, 9-1 (5)
at Seton Hall L, 0-4
at Seton Hall W, 7-0
Wagner W, 3-0
Wagner W, 2-1
Syracuse L, 1-2 (8)
Syracuse L, 0-1 (9)
at St. Peter's W, 10-5

2011, 2013, 2014, 2015 & 2016 Atlantic 10 Champions



at St. Peter's L, 3-4 (8)
 George Washington * W, 12-5
 George Wash. * W, 9-1 (6)
 Temple * W, 5-4
 Temple * W, 4-3 (8)
 Fairfield W, 8-2
 Dayton * W, 7-2
 Dayton * L, 2-4
 at Manhattan W, 7-2
 at St. Bonaventure * W, 3-0
 at St. Bonaventure * W, 4-3
 St. Bonaventure # W, 6-2
 Massachusetts# L, 2-8
 St. Bonaventure # W, 6-5 (9)
 Massachusetts # L, 0-7

St. Francis (NY) W, 10-2 (6)
 Saint Louis * W, 5-3
 Saint Louis * W, 12-3 (6)
 Radford W, 3-2
 Radford L, 5-7
 at Iona W, 10-0 (5)
 at Iona W, 10-0 (5)
 Marist L, 4-7
 Marist W, 7-3
 St. Bonaventure * W, 8-5
 St. Bonaventure * L, 3-5 (8)
 St. Peter's W, 5-3
 St. Peter's W, 3-2
 at Saint Joseph's * W, 8-0 (5)
 at Saint Joseph's * W, 15-11
 Manhattan W, 11-3
 Manhattan L, 7-10
 Charlotte * L, 2-4
 Charlotte * L, 1-9 (5)
 at La Salle * W, 6-1
 at La Salle * W, 12-3 (5)
 at George Wash. * W, 9-4
 at George Wash. * W, 7-0
 vs. Massachusetts \$ L, 0-8 (5)
 vs. Charlotte \$ W, 4-0
 vs. St. Bonaventure \$ W, 3-1
 vs. Massachusetts \$ L, 1-4

vs. Utah ^ L, 0-3
 vs. San Diego State ^ L, 1-7
 vs. Miami (Ohio) ^ W, 3-1
 vs. Fairfield ^ W, 7-5
 vs. Iona ^ W, 13-1
 George Wash. * W, 2-1 (8)
 George Wash. * W, 11-3 (5)
 La Salle * W, 3-2
 La Salle * W, 9-0 (5)
 Wagner W, 4-1
 Wagner W, 4-2
 at Charlotte * W, 5-0
 at Charlotte * W, 13-6
 at Seton Hall W, 10-3
 at Seton Hall W, 5-4
 Temple * W, 22-4 (5)
 Temple * W, 5-3
 Saint Joseph's * W, 3-2
 Saint Joseph's * L, 2-3
 Manhattan W, 6-3
 Manhattan W, 3-1
 Iona W, 15-1 (5)
 Iona W, 10-2 (6)
 at Saint Louis * W, 6-3
 at Saint Louis * W, 15-3 (5)
 Hofstra L, 1-8
 at St. Bonaventure * W, 8-0
 at St. Bonaventure * L, 0-1
 at Marist L, 4-6
 at Marist W, 7-0
 Quinnipiac W, 4-3
 Dayton * W, 4-0
 Dayton * W, 6-0
 at Massachusetts * L, 0-6
 at Massachusetts * L, 3-6
 at Rhode Island * W, 7-1
 at Rhode Island * W, 7-1
 vs. Saint Louis + W, 10-2 (5)
 at Massachusetts + L, 0-5
 vs. Saint Louis + L, 2-4

vs. USF \$ L, 0-7
 Massachusetts * L, 2-4
 Massachusetts * L, 0-1
 Rhode Island * W, 9-1 (5)
 Rhode Island * W, 6-2
 Iona W, 2-1
 Iona W, 9-1 (6)
 Saint Louis * W, 9-1 (6)
 Saint Louis * W, 9-4
 Stony Brook L, 2-4
 at Dayton * W, 10-9
 at Dayton * L, 3-7
 Fairleigh Dickinson W, 12-4 (6)
 Fairleigh Dickinson W, 7-2
 Seton Hall W, 4-1
 Seton Hall W, 11-2 (5)
 Manhattan W, 10-4
 Manhattan W, 10-0 (5)
 St. Bonaventure * L, 0-1
 St. Bonaventure * L, 2-4
 at St. Peter's W, 4-1
 at St. Peter's W, 7-2
 at Hofstra L, 1-8
 Charlotte * W, 3-1
 Charlotte * W, 2-1
 at Quinnipiac W, 3-1 (8)
 at Quinnipiac W, 8-0
 Marist L, 1-2
 Marist W, 9-6
 at Saint Joseph's * L, 5-6
 at Saint Joseph's * W, 3-1 (10)
 at Temple * W, 5-4 (9)
 at Temple * W, 3-1
 at Wagner L, 5-13 (5)
 at Wagner W, 12-4
 at George Wash. * L, 2-3
 at George Wash. * W, 13-4
 vs. La Salle * L, 0-6
 vs. La Salle * L, 3-4
 vs. Saint Joseph's % W, 1-0
 vs. Massachusetts % L, 0-2
 vs. Saint Joseph's % W, 5-1
 vs. St. Bon. % W, 8-2 (13)
 at Charlotte % L, 1-2

vs. Boston Univ. & L, 0-1
 St. Peter's W, 6-4
 St. Peter's W, 9-0 (5)
 vs. Mt. St. Mary's % W, 11-2 (5)
 vs. Howard % W, 8-6
 at Maryland % W, 6-2
 vs. Seton Hall % W, 5-1
 vs. Delaware % W, 10-0 (5)
 vs. Longwood W, 3-0
 at #18 North Carolina L, 6-12
 at N.C. State L, 2-6
 at Charlotte * L, 0-1 (8)
 at Charlotte * L, 3-4
 Quinnipiac W, 1-0
 Quinnipiac W, 11-5
 La Salle * W, 8-0 (5)
 La Salle * W, 9-1 (5)
 George Washington * W, 6-1
 George Washington * W, 4-2
 at St. John's W, 4-2
 Saint Joseph's * W, 8-6
 Saint Joseph's * W, 6-2
 Temple * L, 0-6
 Temple * W, 5-3
 at Fairleigh Dick. W, 11-7 (9)
 at Fairleigh Dick. L, 1-9 (5)
 at St. Bonaventure * L, 1-2
 at St. Bonaventure * W, 10-4
 Hofstra L, 3-4 (8)
 at Seton Hall W, 10-2 (5)
 at Seton Hall L, 4-5
 Dayton * W, 8-0 (6)
 Dayton * W, 7-1
 at Saint Louis * L, 1-6
 at Saint Louis * L, 3-4
 Wagner W, 8-5
 Wagner W, 8-1
 at Rhode Island * L, 1-2
 at Rhode Island * W, 11-2
 at #24 Massachusetts L, 0-4
 at #24 Massachusetts W, 5-4
 vs. Saint Joseph's \$ W, 5-3
 vs. #24 Massachusetts L, 1-5
 vs. Saint Joseph's \$ L, 3-7

\$ - DeLong/FIU Invite

(Miami, Fla.)

! - ECU Pirate Classic

(Greenville, N.C.)

^ - BCC Spring Break

Classic (Daytona, Fla.)

& - at Brown

(Providence, R.I.)

* - Atlantic 10 Conference

game

- Atlantic 10 Tournament

game (Bronx, N.Y.)

2006 (37-23, 13-5 A-10)

Coach: Bridget Orchard

at No. 5 Texas L, 0-1
 at No. 5 Texas L, 3-5
 at No. 9 Texas A&M L, 0-7
 at So. Carolina % W, 4-3 (8)
 Ga. Southern % W, 7-1
 N.C. State % W, 3-1
 Siena W, 5-0
 Siena W, 3-2
 Chattanooga! W, 7-1
 Illinois! L, 3-8
 Coast. Carolina! L, 0-4 (8)
 Cent. Michigan! L, 3-4
 No. 23 Virginia Tech! L, 4-5
 Jacksonville! L, 2-4 (8)
 Northern Illinois # L, 0-4
 Canisius # W, 5-4 (8)
 Buffalo # W, 15-5 (6)
 at So. Florida # L, 1-5
 Illinois-Chicago ^ W, 13-5
 Buffalo ^ L, 4-7
 Dartmouth ^ W, 8-0
 Canisius ^ W, 4-3
 Bowling Green ^ L, 0-3
 Binghamton W, 9-0
 Binghamton L, 1-4
 at Dayton * W, 11-0
 at Dayton * W, 9-5
 at Wagner W, 6-3
 Rhode Island * W, 3-2
 Rhode Island * W, 11-1
 Massachusetts * L, 1-8
 Massachusetts * L, 5-9
 St. Francis (NY) W, 8-2

% - Gamecock Invitational

(Columbia, S.C.)



! - USF/adidas Invitational

(Clearwater, Fla.)

- USF Spring Break Classic

(Tampa, Fla.)

^ - USF/Speedline Invite

(Temple Terrace, Fla.)

* - Atlantic 10 Conference

game

\$ - Atlantic 10 Tournament

game (Ambler, Pa.)

2007 (39-20, 16-4 A-10)

Coach: Bridget Orchard

vs. No. 24 N.C. State# L, 1-9 (5)
 vs. No. 19 Florida # L, 3-5
 vs. Marshall # L, 9-10
 vs. Chattanooga # W, 7-1
 vs. Chattanooga # W, 5-2
 vs. James Madison \$ L, 2-3
 vs. Vermont \$ W, 4-3
 vs. Binghamton \$ W, 8-0 (6)
 vs. Delaware \$ W, 8-3
 vs. Delaware \$ W, 6-5 (8)
 vs. Ohio State! L, 2-3
 vs. Virginia Tech! L, 0-5
 vs. Robert Morris! W, 13-4 (5)
 vs. Central Michigan! L, 4-6
 vs. Hofstra! L, 3-5
 vs. Mercer! W, 7-3
 vs. USF! W, 3-1
 vs. Indiana! L, 2-7
 vs. UNLV % L, 3-7

- Cox Communications

Classic (Gainesville, Fla.)

\$ - ECU Pirate Clash

(Greenville, N.C.)

! - USF/adidas Invitational

(Clearwater, Fla.)

% - at Fullerton, Calif.

^ - Aztec Classic

(San Diego, Calif.)

* - Atlantic 10 Conference game

+ - Atlantic 10 Tournament game (Amherst, Mass.)

2008 (36-30, 11-9 A-10)

Coach: Bridget Orchard

vs. Southern Ill. ^ L, 8-12 (9)
 vs. Wright State ^ W, 12-7
 vs. Southern Illinois ^ L, 0-2
 at No. 21 Miss. St. ^ L, 5-6 (8)
 vs. Wright State ^ W, 11-9
 vs. No. 13 Stanford # L, 2-10 (5)
 vs. Oregon State # L, 1-2
 vs. Pacific # L, 5-6
 vs. No. 18 Ohio State # L, 1-9
 vs. UNC-Greensboro & L, 0-6
 vs. Towson & W, 2-0
 vs. Liberty & W, 3-2
 at East Carolina & W, 11-6
 at East Carolina & L, 2-6
 vs. Seton Hall! W, 8-1
 vs. Columbia! W, 4-1
 at No. 23 Maryland! L, 12-13
 vs. Radford + L, 4-6
 vs. Penn State + L, 1-2
 vs. No. 10 LSU \$ L, 3-8
 vs. Oklahoma State \$ W, 5-3
 vs. Purdue \$ L, 2-3

^ - Bulldog Round Robin

(Starkville, Miss.)

- Palm Springs Classic

(Palm Springs, Calif.)

& - ECU Pirate Clash

(Greenville, N.C.)

! - Maryland Invitational

(College Park, Md.)

+ - at Tampa, Fla.

\$ - Under Armour/USF

Showcase (Clearwater, Fla.)

* - Atlantic 10 Conference

game

% - Atlantic 10 Tournament

game (Charlotte, N.C.)

2009 (37-22, 13-7 A-10)

Coach: Bridget Orchard

vs. Cal State North # W, 9-8
 vs. #12 Fresno State # W, 5-2
 vs. Boise State # L, 4-8
 vs. UC-Davis # L, 1-2
 vs. #14 California # L, 7-11
 vs. Providence ^ L, 3-4
 at Florida Atlantic ^ W, 5-2
 vs. Arkansas ^ L, 3-7 (9)
 at Fla. International ^ W, 3-2
 vs. Delaware! W, 1-0
 at East Carolina! L, 1-2 (10)
 vs. Lehigh & W, 7-6 (8)
 at USF& L, 0-2
 vs. Virginia Tech & W, 2-1
 vs. Hofstra & W, 2-1

- Cathedral City Kickoff

(Cathedral City, Calif.)

^ - FIAU Strike Out Cancer

Tournament (Boca Raton, Fla.)

! - ECU Pirate Classic

(Greenville, N.C.)

& - USF/Under Armour

Invitational (Clearwater, Fla.)

% - Maryland Invitational

(College Park, Md.)

* - Atlantic 10 Conference

game

\$ - Atlantic 10 Tournament

game (Bronx, N.Y.)





2010 (49-12, 16-2 A-10)
Coach: Bridget Orchard
NCAA Tournament

vs. Morehead State # W, 10-0
at Longwood # L, 0-4
vs. Morehead State # W, 4-0
vs. Quinnipiac # W, 6-1
vs. #19 Texas A&M @ W, 4-0
vs. San Diego State @ L, 1-3
vs. #14 California @ L, 2-5
vs. Oregon State @ W, 3-2
vs. UNLV @ W, 4-0
vs. Florida Int. \$ W, 1-0
vs. Fla. Gulf Coast \$ W, 6-5
vs. Central Mich. \$ W, 8-4 (8)
vs. Memphis \$ W, 2-1
vs. Ball State \$ L, 1-11
vs. Georgia State % W, 5-1
at #8 Georgia Tech % W, 2-1 (8)
vs. Georgia State % L, 0-1
vs. Mercer % W, 4-0 (10)
Seton Hall W, 8-0 (5)
Seton Hall W, 3-0
vs. Pittsburgh ^ W, 5-1
at JMU ^ W, 7-0
vs. Winthrop ^ W, 2-1
vs. Pittsburgh ^ L, 3-4 (10)
at JMU ^ W, 16-2 (6)
at St. Peter's W, 21-1 (5)
at St. Peter's W, 12-1 (6)
at Dayton* W, 11-0 (6)
at Dayton* W, 10-3
St. John's W, 3-0 (10)
Rhode Island * W, 8-1
Rhode Island * W, 3-0
#23 Massachusetts * L, 0-2
#23 Massachusetts * L, 2-3
Manhattan W, 7-0
Manhattan W, 7-3
Saint Louis * W, 3-0
Saint Louis * W, 5-2
Fairleigh Dickinson W, 5-1
Fairleigh Dickinson W, 8-0 (6)
at George Wash. * W, 3-0
at George Wash. * W, 9-0
at La Salle * W, 5-3 (9)
at La Salle * W, 10-2
at Hofstra W, 1-0
at Temple * W, 6-0
at Temple * W, 7-0
at Iona W, 6-0
Charlotte W, 1-0
Charlotte W, 8-0 (6)
Iona W, 6-1
St. Bonaventure * W, 4-2
St. Bonaventure * W, 9-0 (6)
vs. Charlotte ^ W, 1-0
at #21 Massachusetts ^ W, 7-5
at #21 Massachusetts ^ L, 0-3
at #21 Massachusetts ^ L, 3-8
vs. Maryland ! W, 2-1
vs. No. 14 Oklahoma ! L, 0-1
vs. Maryland ! W, 5-2
vs. No. 14 Oklahoma ! L, 0-2

- Lancer Invitational (Newport News, Va.)
@- Palm Springs Classic (Cathedral City, Calif.)
%- Under Armour Invitational (Clearwater, Fla.)
%- Georgia Tech Tourn. (Atlanta, Ga.)
^- James Madison Tournament (Harrisonburg, Va.)
*- Atlantic 10 Conference game
^- Atlantic 10 Tournament game (Amherst, Mass.)
!- NCAA Regional (College Park, Md.)

2011 (42-19, 16-4 A-10)
Coach: Bridget Orchard
NCAA Tournament

vs. Fla. Atl.# W, 1-0
vs. #17 Ga. Tech # W, 6-0
vs. #17 Ga. Tech # L, 1-3
vs. Chattanooga# L, 0-1
vs. Mississippi ^ L, 3-5
at South Florida ^ W, 1-0
vs. Indiana ^ W, 2-0
vs. #25 DePaul ^ W, 9-3
vs. UAB ^ L, 0-2
vs. #11 Texas ! W, 2-1



at Charlotte * W, 7-3
at FDU W, 8-0 (6)
at FDU W, 18-0 (5)
vs. Dayton W, 4-1
vs. Dayton W, 1-3
vs. Iona L, 1-0
vs. St. Peter's W, 9-0 (5)
vs. St. Peter's W, 9-0 (5)
at Massachusetts * W, 6-0
at Massachusetts * W, 4-0
at Rhode Island * W, 9-3
at Rhode Island * W, 6-0
vs. Charlotte \$ W, 2-0
vs. Rhode Island \$ W, 1-0 (10)
vs. Saint Joseph's \$ W, 4-0
vs. Penn State @ W, 2-0
vs. Oregon @ L, 0-2
vs. Penn State @ L, 2-5 (16)

- Dot Richardson College Classic (Clearmont, Fla.)
^- USF Tournament (Clearwater, Fla.)
! - Cathedral City Classic (Cathedral City, Calif.)
& - Citrus Classic (Orlando, Fla.)
% - Cavalier Classic (Charlottesville, Va.)
* - Atlantic 10 Conference game
&- Atlantic 10 Tournament game (Charlotte, N.C.)
!- NCAA Regional (State College, Pa.)

2012 (32-26, 14-6 A-10)
Coach: Bridget Orchard

vs. Virginia @ W, 2-1
vs. UNC-Greensboro @ L, 7-12
vs. East Carolina @ W, 5-1
vs. Virginia @ L, 4-6
vs. UC Davis # L, 2-6
vs. Long Beach State # L, 6-12
vs. #1 California # L, 0-5
vs. #15 Arizona # L, 2-3
vs. Fullerton # W, 3-1
vs. Virginia Tech \$ L, 1-5
vs. #16 UCLA \$ L, 5-9
vs. North Carolina \$ L, 2-3
vs. Longwood \$ W, 5-1
vs. Notre Dame \$ L, 1-3
vs. Green Bay % W, 3-0
vs. Kennesaw State % L, 2-8
vs. Rutgers % W, 6-1
vs. Central Mich. % L, 0-8 (5)
vs. Western Mich. % W, 6-0
vs. Boston % L, 3-4 (10)
vs. Pittsburgh ^ L, 0-1
at James Madison ^ W, 5-0
vs. George Wash. ^ W, 4-0
vs. Pittsburgh ^ W, 5-4 (11)
at James Madison ^ W, 7-4
vs. St. John's W, 8-0 (6)
at La Salle * W, 9-1 (5)
at La Salle * W, 11-0 (5)
at George Wash. * W, 2-1
at George Wash. * W, 5-1
at Lehigh L, 2-7
at Lehigh L, 2-4
vs. Charlotte * W, 8-0 (5)
vs. Charlotte * W, 8-2
at Binghamton W, 8-3
at Binghamton W, 7-3
at Saint Joseph's * W, 1-0
at Saint Joseph's * W, 4-1 (8)
at Temple * W, 5-0

at Temple * L, 5-6
at Siena W, 6-2
at Siena W, 6-3
vs. Saint Louis * W, 4-1
vs. Saint Louis * W, 4-0
at Hofstra L, 1-6
vs. St. Bonaventure * W, 7-0
vs. St. Bonaventure * W, 5-1
vs. Iona L, 2-6
at Dayton * L, 1-2
at Dayton * W, 11-0 (5)
vs. Massachusetts * L, 1-2 (17)
vs. Massachusetts * L, 1-6
vs. Rhode Island * L, 0-1
vs. Rhode Island * L, 3-6
vs. #3 Alabama W, 8-5
vs. Saint Joseph's & W, 4-1
vs. Massachusetts & L, 0-2
vs. George Washington & L, 1-4 (14)

@ - Pirate Clash (Greenville, N.C.)
- Cathedral City Classic (Cathedral City, Calif.)
\$ - Citrus Classic (Orlando, Fla.)
% - Under Armour Showcase Tournament (Clearwater, Fla.)
^- JMU Days Inn Invite (Harrisonburg, Va.)
* - Atlantic 10 Conference game
& - Atlantic 10 Tournament game (St. Louis, Mo.)

2013 (36-23, 15-7 A-10)
Coach: Bridget Orchard

vs. Chattanooga ^ W, 6-5
vs. LIU Brooklyn ^ W, 14-6 (6)
vs. Southern Illinois ^ L, 0-4
vs. Virginia Tech ^ W, 2-0
vs. Chattanooga ^ W, 2-1
at Central Florida # L, 0-4
vs. Indiana # L, 0-1
vs. Pacific # L, 5-6
vs. UC Davis # L, 0-2
vs. Maryland \$ L, 2-10 (6)
vs. Georgia Tech \$ W, 11-10 (9)
vs. Mississippi State \$ L, 0-8
vs. Pittsburgh \$ L, 0-13 (5)
vs. #5 Texas \$ W, 9-7
vs. Central Michigan @ W, 7-1
vs. Tennessee Tech @ W, 6-0
vs. Western Michigan @ W, 1-0
vs. Youngstown St. @ W, 7-0
vs. Maine @ W, 4-0
vs. Chattanooga ! W, 9-1 (5)
at James Madison ! W, 12-1 (5)
vs. Detroit ! W, 18-8 (6)
vs. Binghamton ! W, 13-10
at Charlotte * L, 8-10
at Charlotte * L, 7-9
at Iona W, 3-2
La Salle * W, 5-1
La Salle * W, 8-0 (6)
George Washington * W, 8-3
George Washington * W, 3-0
at Massachusetts * L, 5-9
at Massachusetts * W, 17-11
Rhode Island * W, 6-2
Rhode Island * W, 12-2 (5)
Lehigh L, 1-6
Lehigh L, 1-7
at Saint Louis * W, 4-3
at Saint Louis * L, 1-2
at Butler * W, 3-0
at Butler * L, 2-3 (8)

Dayton * W, 5-2
Dayton * W, 4-1
Iona W, 8-2
Hofstra L, 2-10 (5)
at St. Bonaventure * W, 15-1 (5)
at St. Bonaventure * W, 6-5 (9)
at St. John's L, 0-3
Saint Joseph's * W, 5-4
Saint Joseph's * L, 2-3
at Temple * L, 1-2
at Temple * W, 13-7
vs. Temple & W, 8-2
vs. Saint Joseph's & W, 3-1
vs. Saint Joseph's & L, 1-7
vs. Saint Joseph's & W, 6-5
vs. #24 Arkansas % L, 1-5
vs. Marist % W, 5-3
vs. #24 Arkansas % L, 2-5

^- Dot Richardson Collegiate Invitational (Claremont, Fla.)
- NFCA Leadoff Classic (Clearwater, Fla.)
\$ - Citrus Classic (Orlando, Fla.)
@ - USF Tournament (Tampa, Fla.)
! - James Madison Tournament (Harrisonburg, Va.)
* - Atlantic 10 Conference Game
& - Atlantic 10 Championship (Amherst, Mass.)
% - NCAA Regional (Norman, Okla.)

2014 (36-20, 13-3 A-10)
Coach: Bridget Orchard

vs. LIU Brooklyn ^ W, 5-0
vs. Chattanooga ^ W, 12-3 (5)
at Central Florida ^ L, 1-2
vs. Mississippi # W, 4-3
vs. Kansas # L, 1-10
vs. DePaul # L, 0-8
at Charleston # W, 5-4
vs. Western Carolina # W, 1-0
vs. San Diego State \$ L, 4-5
vs. Cal Poly \$ L, 4-10
vs. Brigham Young \$ L, 2-5
vs. #16 Missouri \$ L, 0-8 (5)
vs. #6 Oregon \$ L, 2-3
vs. #23 Notre Dame @ L, 3-7
vs. Ohio State @ L, 0-1
vs. #1 Florida @ L, 2-9
vs. Nebraska-Omaha @ W, 6-2
vs. Syracuse @ W, 2-1
vs. Bradley @ L, 4-16 (5)
vs. Providence ! W, 3-1
vs. Central Michigan ! L, 1-4
vs. Western Michigan ! W, 1-0
vs. Chattanooga ! L, 3-10
vs. Southern Illinois ! W, 8-7
vs. Troy + W, 9-1 (5)
vs. Georgia State + W, 5-1 (8)
at Virginia L, 2-9
at Virginia W, 8-2
at George Wash. * W, 2-0
at George Wash. * W, 10-2 (6)
Marist W, 9-1 (5)
Marist W, 11-2 (5)
Hofstra W, 3-2
George Mason * L, 2-3
George Mason * W, 7-3
at Lehigh W, 9-5
Army W, 6-0
at Rhode Island * W, 2-0
at Rhode Island * W, 7-3
Binghamton W, 10-8





Binghamton W, 10-9
 Saint Louis * W, 4-3
 Saint Louis * W, 5-0
 Massachusetts * W, 7-2
 Massachusetts * W, 6-2
 St. Bonaventure * W, 9-6
 St. Bonaventure * W, 12-0 (5)
 at La Salle * W, 11-2 (5)
 at La Salle * W, 8-2
 at Dayton * L, 9-10 (10)
 at Dayton * L, 3-7
 Massachusetts & W, 9-1 (6)
 Saint Louis & W, 2-1
 Saint Louis & W, 11-0 (5)
 at Florida State % L, 1-6
 at South Carolina % L, 4-5

^ - UCF Knights Invitational
 # - College of Charleston Classic
 \$ - Mary Nutter Collegiate Classic
 @ - Diamond 9 College Citrus Classic
 ! - Under Armour Showcase
 + - Chanticleer Showdown
 * - Atlantic 10 Contest
 & - Atlantic 10 Tournament
 % - NCAA Tournament

2015 (38-20, 17-5 A-10)

Coach: Bridget Orchard

vs. Nevada ^ L, 4-6
 vs. Fresno State ^ L, 0-8 (6)
 vs. Pacific ^ W, 4-3
 vs. California ^ L, 0-6
 vs. Portland State ^ W, 8-0
 vs. St. John's \$ W, 3-0
 vs. #11 Tennessee \$ L, 0-5
 vs. FGCU \$ W, 11-1 (5)
 at South Florida \$ W, 14-6
 vs. Detroit \$ W, 6-5
 at Furman ! W, 3-2 (8)
 at Furman ! W, 8-1
 vs. Gardner-Webb ! L, 5-7
 vs. Maryland @ L, 3-4 (9)
 vs. Penn State @ L, 1-6
 vs. #13 Minnesota @ W, 10-5
 vs. #21 Missouri # L, 5-7
 vs. Binghamton # W, 6-4
 vs. Lipscomb # W, 3-2 (9)
 vs. Longwood # L, 7-10
 at #25 N.C. State # L, 0-5
 at Saint Louis * L, 3-5
 at Saint Louis * W, 8-5
 at Saint Louis * L, 10-11
 vs. Northwestern L, 2-7
 Iona W, 8-4
 La Salle * W, 8-0 (6)
 La Salle * W, 8-1
 Syracuse L, 2-4
 Syracuse W, 7-3
 Dayton * W, 5-1
 Dayton * L, 1-5
 Dayton * L, 0-8 (6)
 Siena W, 15-2 (5)
 at Massachusetts * W, 12-4
 at Massachusetts * W, 13-3 (6)
 at Massachusetts * W, 6-0
 at St. Bonaventure * W, 10-2
 at St. Bonaventure * L, 3-4
 Saint Joseph's * W, 8-0 (5)
 Saint Joseph's * W, 8-0 (5)
 Saint Joseph's * W, 4-0
 at Hofstra L, 1-7 (5)
 George Wash. * W, 9-0 (5)
 George Wash. * W, 11-3 (5)
 George Wash. * W, 5-1
 St. John's W, 8-0 (5)

at George Mason * W, 5-0
 at George Mason * W, 3-0
 at George Mason * W, 1-0 (9)
 vs. St. Bonaventure & W, 5-1
 vs. Saint Louis & W, 5-1
 vs. George Mason & W, 4-2
 vs. Dayton & W, 8-2
 vs. N.C. State % L, 5-12
 vs. Binghamton % W, 8-0 (5)
 at #17 James Mad. % W, 2-1
 vs. N.C. State % L, 1-2

- Kajikawa Classic
 \$ - USF President's Day Weekend Tournament
 % - Paladin Classic
 ^ - Diamond 9 Citrus Classic
 @ - N.C. State Hyatt Place Invitational
 * - Atlantic 10 Contest
 & - Atlantic 10 Tournament
 ! - NCAA Regional in Harrisonburg, Va.

2016 (39-21, 18-4 A-10)

Coach: Bridget Orchard

vs. #19 James Madison ^ L, 0-1
 vs. #5 Alabama ^ L, 1-9 (5)
 vs. Rutgers ^ W, 3-2
 at #17 UCF ^ L, 0-4
 at Stetson L, 1-2
 vs. DePaul # W, 6-5
 vs. South Florida # L, 2-11 (5)
 vs. #19 James Mad. # L, 4-11
 vs. #12 Tennessee # L, 2-10 (6)
 vs. #6 Auburn # L, 1-18 (5)
 vs. Syracuse @ W, 4-1
 vs. North Florida @ W, 3-0
 vs. Penn State @ L, 1-11 (5)
 vs. Morgan State @ W, 9-2
 vs. Charlotte @ W, 10-5
 vs. Boston College \$ L, 0-9 (5)
 vs. Iowa State \$ L, 3-11 (6)
 at Mercer \$ L, 0-6
 vs. Boston College \$ L, 4-5
 vs. Iowa State \$ W, 5-2
 Providence ! W, 5-0
 Providence ! W, 8-3
 Saint Peter's ! W, 14-1 (5)
 Saint Peter's ! W, 10-2 (6)
 Hofstra W, 12-11
 at Towson & W, 12-3 (6)
 vs. Mt. St. Mary's & W, 13-5 (5)
 at Towson & L, 7-8
 vs. Mt. St. Mary's & W, 8-0 (6)
 Massachusetts * W, 5-3
 Massachusetts * L, 2-3
 Massachusetts * W, 4-0
 at Iona W, 1-0 (9)
 at Saint Joseph's * W, 10-2 (6)
 at Saint Joseph's * W, 6-0
 at Saint Joseph's * W, 12-4 (6)
 Lehigh W, 1-0
 St. Bonaventure * W, 5-4 (9)
 St. Bonaventure * W, 7-6 (8)
 at George Wash. * W, 3-1
 at George Wash. * W, 8-6 (9)
 at George Wash. * W, 10-2
 Saint Louis * W, 3-0
 Saint Louis * W, 12-1 (5)
 Saint Louis * L, 0-6
 at Rhode Island * W, 12-1 (5)
 at Rhode Island * W, 13-4 (6)
 at Rhode Island * W, 12-4
 at Dayton * L, 1-4
 at Dayton * L, 1-2
 George Mason * W, 6-5
 George Mason * W, 7-0
 George Mason * W, 5-4

vs. Saint Joseph's % L, 0-1
 vs. Dayton % W, 1-0 (12)
 vs. Massachusetts % W, 6-2
 vs. Saint Joseph's % W, 4-3 (8)
 vs. Saint Joseph's % W, 5-1
 at #5 Oregon ~ L, 0-8 (5)
 vs. Long Beach State ~ L, 1-9 (6)

^ - UCF Knights Invitational
 # - Michele Smith Pediatric Cancer Foundation Invite
 @ - Diamond 9 Citrus Classic II
 \$ - Black & Orange Challenge
 ! - Fordham Tournament & - Tiger Classic
 * - Atlantic 10 Contest
 % - Atlantic 10 Tournament
 ~ - NCAA Regional





Opponent	First GP	GP	W	L	T	Year	W	L	T	Year	W	L	T				
Akron	2002	1	0	1	0	1999	5	2	3	0	2000	3	0	3	0		
Alabama	2011	3	1	2	0	1987	1	1	0	0	2001	3	1	2	0		
Alabama-Birmingham	2011	4	1	3	0	1998	4	3	1	0	1985	5	2	3	0		
Arizona	2012	1	0	1	0	1989	4	0	4	0	2008	3	1	2	0		
Arkansas	2009	3	0	3	0	1991	2	0	2	0	2008	3	0	3	0		
Army	2014	1	1	0	0	1989	1	0	1	0	2002	4	3	1	0		
Auburn	2016	1	0	1	0	Hofstra	1986	16	4	12	0	1999	6	2	4	0	
Augustana	1993	1	0	1	0	Holy Cross	1991	11	8	3	0	2015	1	1	0	0	
Austin Peay	2000	1	0	1	0	Howard	2009	1	1	0	0	1993	3	2	1	0	
Ball State	2010	1	0	1	0	Husson	1991	1	0	1	0	2009	4	3	1	0	
Barry	1991	3	0	3	0	Illinois, Univ. of	1990	3	0	3	0	2008	1	0	1	0	
Baylor	First Meeting					Illinois-Chicago	2002	3	1	2	0	1985	3	1	2	0	
Bethune Cookman	2005	1	0	1	0	Illinois State	2011	1	1	0	0	2007	6	6	0	0	
Binghamton	2004	11	9	2	0	Indiana	2007	3	0	3	0	1995	8	3	5	0	
Boise State	2009	1	0	1	0	Indiana-Purdue (IUPUI)	1988	2	0	2	0	1986	1	0	1	0	
Boston College	2016	2	0	2	0	Indiana-Wesleyan	1990	1	0	1	0	Rhode Island	1996	46	28	18	0
Boston University	1989	5	0	5	0	Indiana State	2000	1	0	1	0	1988	5	0	5	0	
Bowling Green	2006	1	0	1	0	Iona	1985	51	32	18	1	2007	1	1	0	0	
Bradley	2014	1	0	1	0	Iowa State	2016	2	1	1	0	1995	2	0	2	0	
Bridgeport	1991	4	0	4	0	Ithaca	1988	1	0	1	0	Rutgers	1999	5	2	3	0
Brigham Young	2014	1	0	1	0	Jacksonville	2006	1	0	1	0	St. Bonaventure	1996	47	30	17	0
Brooklyn	1987	8	6	2	0	James Madison	2003	15	9	6	0	St. Francis (NY)	1986	28	19	9	0
Brown	First Meeting					John Jay	1985	2	1	1	0	St. John's	1985	20	8	12	0
Bryant	First Meeting					Kansas	2014	1	0	1	0	Saint Francis (PA)	2001	9	6	3	0
Bucknell	1991	12	3	9	0	Kennesaw State	2012	1	0	1	0	Saint Joseph's	1996	60	32	28	0
Buffalo	2005	3	2	1	0	La Salle	1985	55	32	23	0	Saint Louis	2006	28	20	8	0
Butler	2013	2	1	1	0	Lafayette	1991	16	9	7	0	St. Peter's	1985	42	26	15	1
California	2012	6	0	6	0	Lehigh	1990	27	10	17	0	St. Xavier	1990	4	0	4	0
California (Pa.)	1988	1	0	1	0	Lehman	1985	1	0	1	0	San Diego State	2007	3	0	3	0
California-Davis	2012	3	0	3	0	LeMoyne	1990	2	0	2	0	Seton Hall	1987	27	13	14	0
Cal Poly	2001	2	0	2	0	Liberty	1998	6	5	1	0	Siena	1995	11	11	0	0
Cal State Fullerton	2012	3	3	0	0	Lipscomb	2015	1	1	0	0	Skidmore	1994	1	1	0	0
CSUN	2009	1	1	0	0	Lock Haven	1988	1	0	1	0	South Carolina	2006	2	1	1	0
Campbell	1995	3	1	2	0	Long Beach State	2012	2	0	2	0	South Florida	2006	7	3	4	0
Canisius	2002	3	2	1	0	LIU Brooklyn	1985	16	3	13	0	Southampton	1990	2	1	1	0
Centenary	2002	1	1	0	0	Longwood	2009	4	2	2	0	Southeast Missouri State	1998	2	1	1	0
Central Connecticut	2003	1	1	0	0	Louisiana State	2008	2	0	2	0	Southeastern Louisiana	2002	1	0	1	0
Central Florida	2013	3	0	3	0	Loyola-Chicago	1999	1	0	1	0	Southern Illinois	2000	5	1	4	0
Central Michigan	2012	6	2	4	0	Loyola-Marymount	2000	1	0	1	0	Southern Utah	2000	2	1	1	0
Charleston Southern	1996	2	1	1	0	Maine	1988	4	1	3	0	Springfield	1993	1	0	1	0
Charlotte	2006	21	14	7	0	Manhattan	1985	42	28	14	0	Stanford	2008	1	0	1	0
Chicago, Univ. of	1990	1	1	0	0	Manhattanville	1994	2	2	0	0	Staten Island	1985	3	3	0	0
Cleveland State	1998	2	1	1	0	Marist	1992	20	16	4	0	Stetson	1989	4	0	4	0
Coastal Carolina	2006	1	0	1	0	Marshall	2004	2	0	2	0	Stockton State	1990	1	0	1	0
Colgate	1989	23	8	15	0	Maryland	2008	4	1	3	0	Stony Brook	2003	3	1	2	0
College of Charleston	2014	1	1	0	0	Maryland-Balt. Co.	1996	4	3	1	0	Swarthmore	1991	1	0	1	0
Columbia	2000	12	5	6	1	Maryland-East. Shore	1997	1	1	0	0	Syracuse	2000	8	5	3	0
Concord of W. Va.	1990	2	1	1	0	Massachusetts	1996	63	17	46	0	Teikyo Post	1994	1	1	0	0
Concordia	1985	7	2	5	0	Memphis	2010	1	1	0	0	Temple	1996	38	18	20	0
Connecticut	2005	1	1	0	0	Mercer	1989	6	3	3	0	Tennessee	2015	2	0	2	0
Cornell	1996	5	1	4	0	Mercy	1985	9	5	4	0	Tennessee-Chattanooga	1998	11	7	4	0
Dartmouth	2006	1	1	0	0	Miami (OH)	2007	1	1	0	0	Tennessee Tech	2013	1	1	0	0
Dayton	1996	46	23	23	0	Minnesota	2000	2	1	1	0	Texas	2006	4	2	2	0
Defiance	1990	1	0	1	0	Mississippi	2011	2	1	1	0	Texas-El Paso	2005	1	1	0	0
Delaware	1995	6	5	1	0	Mississippi State	2008	2	0	2	0	Texas A&M	2001	4	1	3	0
Delta State	1994	1	0	1	0	Missouri	2014	2	0	2	0	Towson	2008	3	2	1	0
DePaul	2011	4	2	3	0	Missouri-KC	2002	1	0	1	0	Troy	1999	3	1	2	0
Detroit	1988	5	2	3	0	MIT	1989	1	1	0	0	Tulsa	2002	2	0	2	0
Detroit Mercy	1993	2	0	2	0	Morehead State	1999	3	2	1	0	U.S. Military Academy	1987	24	3	21	0
Drexel	1990	1	0	1	0	Morgan State	2002	2	2	0	0	Utah	2007	1	0	1	0
East Carolina	1995	13	4	9	0	Mount St. Mary's	2009	3	3	0	0	Vermont	2004	2	2	0	0
Eastern Kentucky	1999	1	0	1	0	Nebraska	2001	1	0	1	0	Villanova	2000	5	0	5	0
Edinboro	1989	1	0	1	0	Nebraska-Omaha	2014	1	1	0	0	Virginia	2000	7	4	3	0
Elmira	1995	1	1	0	0	Nevada	2011	2	1	1	0	Virginia Tech	1996	15	2	13	0
Elon	2005	1	0	1	0	Nevada-Las Vegas	2007	2	1	1	0	Wagner	1988	40	25	14	1
Evansville	1999	1	0	1	0	New Mexico	2000	1	1	0	0	Washington	2011	1	0	1	0
Fairfield	1985	16	4	12	0	New York University	1995	1	1	0	0	Western Carolina	2014	1	1	0	0
Fairleigh Dickinson (Mad.)	1988	1	0	1	0	Norfolk State	1997	2	0	2	0	Western Kentucky	2000	1	0	1	0
Fairleigh Dickinson (Metro)	2002	15	14	1	0	North Carolina-Chapel Hill	1987	4	1	3	0	Western Michigan	2012	3	3	0	0
Florida	2007	2	0	2	0	North Carolina-Charlotte	2006	19	12	7	0	William Patterson	1990	1	0	1	0
Florida Atlantic	2009	2	2	0	0	North Carolina-Greensboro	1987	4	0	4	0	Winona State	1988	1	0	1	0
Florida Gulf Coast	2010	2	2	0	0	North Carolina-Wilmington	1998	3	1	2	0	Winthrop	2010	1	1	0	0
Florida International	2000	6	2	4	0	North Carolina State	2006	6	1	5	0	Wisconsin	2003	1	0	1	0
Franklin Pierce	1989	1	0	1	0	North Florida	2016	1	1	0	0	Wisconsin-Green Bay	1999	2	1	1	0
Fresno State	2009	3	1	2	0	Northern Illinois	2000	3	0	3	0	Wisconsin-Parkside	1994	2	0	2	0
Furman	2015	2	2	0	0	Northwestern	2015	1	0	1	0	Wright State	2008	2	2	0	0
Gardner-Webb	2015	1	0	1	0	Notre Dame	2011	3	0	3	0	Yale	1988	18	2	16	0
George Mason	1995	13	10	3	0	Oakland	First Meeting					Youngstown State	2001	2	2	0	0
George Washington	2003	31	28	3	0	Ohio	2005	1	0	1	0						
Georgia Southern	2006	1	1	0	0	Ohio State	2007	3	0	3	0						
Georgia State	1999	4	2	2	0	Oklahoma	2010	2	0	2	0						
						Oklahoma State	2008	1	1	0	0						

2017 Opponents in bold.



2006	Fordham, 4-3	(n)	1990	Fordham, 10-4	2000	Fordham, 3-2	(h)
	Centenary			Cleveland State	2003	Cornell, 5-0	(n)
	Fordham leads series, 1-0			Series tied, 1-1	2004	Cornell, 1-0	(n)
	Neutral: 1-0			Neutral: 1-1		Dartmouth	
2002	Fordham, 3-1	(n)	1998	Cleveland State, 2-1	(n)	Fordham leads series, 1-0	
	Central Connecticut State		2004	Fordham, 2-1 (9)	(n)	Neutral: 1-0	
	Fordham leads series, 1-0			Coastal Carolina		Fordham, 8-0	(n)
	Neutral: 1-0			Coastal Carolina leads series, 1-0		Dayton	
2003	Fordham, 4-2	(n)		Neutral: 0-1		Dayton leads series, 25-22	
	Central Florida		2006	Coastal Carolina, 4-0 (8)	(n)	Home: 11-11 Away: 9-14 Neutral: 2-0	
	Central Florida leads series, 3-0			Colgate		1996	Dayton, 4-0 *
	Away: 0-2 Neutral: 0-1			Colgate leads series, 15-8		1996	Dayton, 6-2 *
2013	Central Florida, 4-0	(n)		Home: 4-2 Away: 2-2 Neutral: 2-9 Unknown: 0-2		1997	Dayton, 2-0 *
2014	Central Florida, 2-1	(n)	1989	Colgate, 5-1	(n)	1997	Dayton, 3-2 *
2016	#17 Central Florida, 4-0	(a)	1989	Colgate, 18-0	(n)	1998	Fordham, 2-1 *
	Central Michigan		1990	Colgate, 7-0		1998	Dayton, 12-6 *
	Central Michigan leads series, 4-2		1990	Colgate, 14-4		1999	Dayton, 8-4 *
	Neutral: 2-4		1991	Colgate, 8-0 *	(h)	1999	Dayton, 5-1 *
2006	Central Michigan, 4-3	(n)	1991	Colgate, 2-1 %	(n)	2000	Dayton, 5-3 *
2007	Central Michigan, 6-4	(n)	1991	Colgate, 6-0 *	(n)	2000	Dayton, 4-3 *
2010	Fordham, 8-4 (8)	(n)	1992	Colgate, 4-1 *	(a)	2001	Dayton, 3-1 *
2012	Central Michigan, 8-0 (5)	(n)	1992	Fordham, 4-0 *	(a)	2001	Dayton, 2-1 *
2013	Central Michigan, 7-1	(n)	1992	Colgate, 5-1 %	(n)	2001	Dayton, 4-0 *
2014	Central Michigan, 4-1	(n)	1992	Colgate, 5-0 %	(n)	2002	Dayton, 5-0 *
	Charleston		1993	Fordham, 6-4 *	(h)	2002	Dayton, 3-1 *
	Fordham leads series, 1-0		1993	Colgate, 6-0 *	(h)	2002	Dayton, 4-0 *
	Away: 1-0		1993	Fordham, 6-1 %	(n)	2003	Fordham, 1-0 *
2014	Fordham, 5-4	(a)	1994	Colgate, 8-5 *	(a)	2003	Fordham, 3-2 (8) *
	Charleston Southern		1994	Fordham, 14-1 *	(a)	2004	Fordham, 2-1 *
	Series tied, 1-1		1994	Colgate, 4-1 %	(n)	2004	Fordham, 5-1 *
	Neutral: 1-1		1995	Fordham, 3-1 *	(h)	2005	Fordham, 7-2 *
1996	Charleston Southern, 3-2	(n)	1995	Colgate, 2-1 *	(h)	2005	Dayton, 4-2 *
1998	Fordham, 6-2	(n)	2001	Colgate, 2-1	(n)	2006	Fordham, 11-0 *
	Charlotte		2001	Colgate, 1-0	(n)	2006	Fordham, 9-5 *
	Fordham leads series, 14-7		2003	Fordham, 3-2	(n)	2007	Fordham, 4-0 *
	Home: 6-2 Away: 5-5 Neutral: 3-0		2004	Fordham, 4-3	(h)	2007	Fordham, 6-0 *
2006	Charlotte, 4-2 *	(h)		* - Patriot League Conference		2008	Fordham, 10-9 *
2006	Charlotte, 9-1 (5) *	(h)		% - Patriot League Tournament		2008	Dayton, 7-3 *
2006	Fordham, 4-0 #	(n)		Columbia		2009	Fordham, 8-0 (6) *
2007	Fordham, 5-0 *	(a)	2000	Columbia leads series, 6-5-1		2009	Fordham, 7-1 *
2007	Fordham, 13-6 *	(a)	2000	Home: 2-2-1 Away: 1-3 Neutral: 2-1		2010	Fordham, 11-0 (6) *
2008	Fordham, 3-1 *	(h)	2001	Tied, 2-2	(h)	2010	Fordham, 10-3 *
2008	Fordham, 2-1 *	(h)	2001	Columbia, 1-0	(a)	2011	Fordham, 4-1 *
2008	Charlotte, 2-1 #	(a)	2002	Fordham, 3-2	(a)	2011	Dayton, 3-1 *
2009	Charlotte, 1-0 (8) *	(a)	2002	Columbia, 4-1	(h)	2012	Dayton, 2-1 *
2009	Charlotte, 4-3 *	(a)	2002	Columbia, 10-1	(h)	2012	Fordham, 11-0 (5) *
2010	Fordham, 1-0 *	(h)	2003	Fordham, 2-1	(n)	2013	Fordham, 5-2 *
2010	Fordham, 8-0 (6) *	(h)	2004	Columbia, 2-1	(n)	2013	Fordham, 4-1 *
2010	Fordham, 1-0	(n)	2004	Columbia, 1-0	(a)	2014	Dayton, 10-9 (10) *
2011	Fordham, 6-4 *	(a)	2004	Columbia, 3-0	(a)	2014	Dayton, 7-3 *
2011	Fordham, 7-3 *	(a)	2005	Fordham, 8-2	(h)	2015	Fordham, 5-1 *
2011	Fordham, 2-0 #	(a)	2005	Fordham, 4-3	(h)	2015	Dayton, 5-1 *
2012	Fordham, 8-0 (5) *	(h)	2005	Fordham, 4-1	(n)	2015	Dayton, 8-0 (6) *
2012	Fordham, 8-2 *	(h)	2008	Fordham, 4-1	(n)	2015	Fordham, 8-2 #
2013	Charlotte, 10-8 *	(a)		Concord		2016	Dayton, 4-1 *
2013	Charlotte, 9-7 *	(a)	1990	Concord leads series, 2-0		2016	Dayton, 2-1 *
2016	Fordham, 10-5	(n)	1996	Neutral: 0-1 Unknown: 0-1		2016	Fordham, 1-0 (12) #
	* - Atlantic 10 Conference			Concord, 11-6			* - Atlantic 10 Conference
	# Atlantic 10 Tournament			Concord, 9-1	(n)		Defiance
	Chattanooga			Concordia			Defiance leads series, 1-0
	Fordham leads series, 7-4			Concordia leads series, 5-2			Unknown: 0-1
	Neutral: 7-4			Home: 2-0 Unknown: 0-5		1990	Defiance, 11-0
1998	Chattanooga, 13-4	(n)	1985	Concordia, 25-3			Delaware
1999	Chattanooga, 8-0	(n)	1986	Concordia, 6-1			Fordham leads series, 5-1
2006	Fordham, 7-1	(n)	1986	Concordia, 6-5			Neutral: 5-1
2007	Fordham, 7-1	(n)	1988	Concordia, 11-7		1995	Delaware, 8-4
2007	Fordham, 5-2	(n)	1988	Concordia, 14-7		2003	Fordham, 2-1
2011	Chattanooga, 1-0	(n)	1993	Fordham, 2-0	(h)	2007	Fordham, 8-3
2013	Fordham, 6-5	(n)	1993	Fordham, 7-1	(h)	2007	Fordham, 6-5 (8)
2013	Fordham, 2-1	(n)		Connecticut		2009	Fordham, 1-0
2013	Fordham, 9-1 (5)	(n)		Fordham leads series, 1-0		2009	Fordham, 10-0 (5)
2014	Fordham, 12-3 (5)	(n)		Neutral: 1-0			Delta State
2014	Chattanooga, 10-3	(n)	2005	Fordham, 13-3 (6)	(n)		Delta State leads series, 1-0
	Chicago			Neutral: 0-1			Neutral: 0-1
	Fordham leads series, 1-0			Cornell		1994	Delta State, 7-3
	Unknown: 1-0			Cornell leads series, 4-1			Home: 1-1 Neutral: 0-3
			1996	Home: 1-1 Neutral: 0-3			DePaul
			2000	Cornell, 6-1	(n)		Series tied, 2-2
				Cornell, 2-1	(h)	2011	Neutral: 2-2
							Fordham, 9-3



	Harvard		Indiana		IUPUI leads series, 2-0	
	Harvard leads series, 4-0		Indiana leads series, 2-1	1988	Neutral: 0-1 Unknown: 0-1	
	Home: 0-2 Unknown: 0-2		Neutral: 1-2	2000	IUPUI, 6-1	
1989	Harvard, 5-4	2007	Indiana, 7-2	(n)	IUPUI, 2-0	
1989	Harvard, 4-0	2011	Fordham, 2-0	(n)	Jacksonville	
1993	Harvard, 7-6	2013	Indiana, 1-0	(n)	Jacksonville leads series, 1-0	
1993	Harvard, 6-3				Neutral: 0-1	
			Indiana-Wesleyan	2006	Jacksonville, 4-2 (8)	
	Heidelberg		Indiana-Wesleyan leads series, 1-0			
	Heidelberg leads series, 2-0		Unknown: 0-1		James Madison	
	Neutral: 0-2	1990	Indiana-Wesleyan, 7-0		Fordham leads series, 9-6	
1991	Heidelberg, 3-1				Away: 7-1 Neutral: 2-5	
1991	Heidelberg, 5-1		Indiana State	2003	James Madison, 3-1	
			Indiana State leads series, 1-0	2003	James Madison, 2-1	
	Hillsdale		Neutral: 0-1	2003	Fordham, 3-1	
	Hillsdale leads series, 1-0	2000	Indiana State, 9-5	(n)	2004	James Madison, 4-3
	Neutral: 0-1				2004	Fordham, 5-2
1989	Hillsdale, 9-0				2004	Fordham, 10-2
			Iona	2007	James Madison, 3-2	
	Hofstra		Fordham leads series, 31-16-1	2010	Fordham, 7-0	
	Hofstra leads series, 12-4		Home: 15-4-1 Away: 10-6 Neutral: 1-0 Unknown: 5-5	2010	Fordham, 16-2 (6)	
	Home: 2-4 Away: 1-6 Neutral: 1-1 Unknown: 0-1	1985	Iona, 8-2 ^	2010	Fordham, 5-0	
1986	Hofstra, 12-1	1987	Iona, 14-1 ^	2012	Fordham, 7-4	
1996	Hofstra, 8-0	1987	Iona, 5-2 ^	2012	Fordham, 12-1 (5)	
1996	Hofstra, 3-1	1988	Fordham, 14-4 ^	2013	Fordham, 2-1 %	
1999	Hofstra, 9-0	1989	Fordham, 3-2 ^	2015	Fordham, 2-1 %	
2007	Hofstra, 5-3	1989	Fordham, 3-0 ^	2016	#19 James Madison, 1-0	
2007	Hofstra, 8-1	1989	Fordham, 4-0 %	2016	#19 James Madison, 11-4	
2008	Hofstra, 8-1	1990	Iona, 3-1 ^		% - NCAA Regional	
2009	Fordham, 2-1	1990	Fordham, 10-2 ^			
2009	Hofstra, 4-3 (8)	1990	Iona, 8-1 %		John Jay	
2010	Fordham, 1-0	1990	Fordham, 7-5 %		Series tied, 1-1	
2011	Hofstra, 5-1	1991	Fordham, 6-0	(a)	Unknown: 1-1	
2012	Hofstra, 6-1	1991	Fordham, 6-5	(a)	1985	John Jay, 12-4
2013	Hofstra, 10-2 (5)	1991	Iona, 6-1	(h)	1987	Fordham, 12-1
2014	Fordham, 3-2	1992	Iona, 7-6	(h)		Kansas
2015	Hofstra, 7-1 (5)	1992	Fordham, 3-1	(h)		Kansas leads series, 1-0
2016	Fordham, 12-11	1994	Tied, 3-3	(h)		Neutral: 0-1
		1995	Iona, 6-0	(a)	2014	Kansas, 10-1
		1995	Iona, 4-2	(a)		Kennesaw State
	Holy Cross	1996	Fordham, 2-1	(h)		Kennesaw State leads series, 1-0
	Fordham leads series, 8-3	1996	Fordham, 4-1	(h)		Neutral: 0-1
	Home: 3-0 Away: 4-2 Neutral: 1-1	1997	Iona, 3-1	(a)	2012	Kennesaw State, 8-2
1991	Fordham, 6-3 *	1997	Iona, 3-1	(a)		La Salle
1991	Holy Cross, 7-6 *	1998	Fordham, 4-3	(h)		Fordham lead series, 32-23
1992	Fordham, 10-3 *	1998	Fordham, 7-2	(h)		Home: 18-5 Away: 12-3 Neutral: 0-3
1992	Fordham, 10-0 *	1999	Fordham, 3-2	(a)		Unknown: 2-12
1993	Fordham, 9-0 *	2001	Iona, 9-4	(h)	1985	La Salle, 4-0 ^
1993	Fordham, 12-0 *	2001	Iona, 4-3	(h)	1985	La Salle, 10-7 ^
1994	Fordham, 3-0 *	2002	Fordham, 1-0 (9)	(a)	1985	La Salle, 12-1
1994	Fordham, 12-3 *	2002	Iona, 5-4	(a)	1986	Fordham, 2-1 ^
1995	Holy Cross, 2-1 *	2003	Fordham, 4-2	(h)	1986	La Salle, 9-0 ^
1995	Fordham, 6-0 *	2003	Fordham, 3-0	(h)	1987	La Salle, 8-0 ^
1995	Holy Cross, 2-1 %	2004	Iona, 6-5	(a)	1987	La Salle, 7-2 ^
		2004	Fordham, 4-0	(a)	1988	La Salle, 5-1 ^
	* - Patriot League Conference	2006	Fordham, 10-0 (5)	(a)	1988	Fordham, 3-2 ^
	% - Patriot League Tournament	2006	Fordham, 10-0 (5)	(a)	1989	La Salle, 2-1 (8) ^
		2007	Fordham, 13-1	(n)	1989	La Salle, 13-2 ^
	Howard	2007	Fordham, 15-1 (5)	(h)	1989	La Salle, 13-1 %
	Fordham leads series, 1-0	2007	Fordham, 10-2 (6)	(h)	1990	La Salle, 6-0 ^
	Neutral: 1-0	2008	Fordham, 2-1	(h)	1990	La Salle, 15-1 ^
2009	Fordham, 8-6	2008	Fordham, 9-1 (6)	(h)	1996	Fordham, 1-0 *
		2010	Fordham, 6-0	(a)	1996	La Salle, 1-0 *
	Husson	2010	Fordham, 6-1	(h)	1997	La Salle, 7-3 *
	Husson leads series, 1-0	2011	Fordham, 1-0	(h)	1997	La Salle, 6-0 *
	Neutral: 0-1	2012	Iona, 6-2	(h)	1998	La Salle, 2-1 *
1991	Husson, 4-3	2013	Fordham, 3-2	(a)	1998	Fordham, 4-2 *
		2013	Fordham, 8-2	(h)	1999	Forfeited both games
	Illinois	2015	Fordham, 8-4	(h)	2000	Fordham, 6-4 *
	Illinois leads series, 3-0	2016	Fordham, 1-0 (9)	(a)	2000	La Salle, 6-4 *
	Neutral: 0-2 Unknown: 0-1				2001	La Salle, 8-0 #
1990	Illinois, 3-1		^ MAAC Conference Game		2001	Fordham, 5-4 (12) *
2006	Illinois, 8-3		% MAAC Tournament		2001	Fordham, 2-1 *
2011	Illinois, 4-1				2001	Fordham, 2-0 *
			Iowa State		2002	Fordham, 4-0 (10) *
	Illinois State		Series tied, 1-1		2002	La Salle, 6-0 *
	Fordham leads series, 1-0		Neutral: 1-1		2002	Fordham, 1-0 *
	Neutral: 1-0	2016	Iowa State, 11-3 (6)	(n)	2003	La Salle, 2-1 *
2011	Fordham, 2-1	2016	Fordham, 5-2	(n)	2003	Fordham, 8-1 *
					2004	La Salle, 1-0 *
	Illinois-Chicago		Ithaca		2004	Fordham, 11-3 *
	Illinois-Chicago leads series, 2-1		Ithaca leads series, 1-0		2005	Fordham, 6-1 *
	Neutral: 1-2		Unknown: 0-1			
2002	Illinois-Chicago, 13-2	1988	Ithaca, 8-1			
2002	Illinois-Chicago, 5-0					
2006	Fordham, 13-5		IUPUI			

2011, 2013, 2014, 2015 & 2016 Atlantic 10 Champions



Year	Opponent	Result	Year	Opponent	Result	Year	Opponent	Result
2005	Fordham, 1-0 *	(a)	2012	Lehigh, 7-2	(a)	2000	Loyola-Marymount, 8-1	(n)
2006	Fordham, 6-1 *	(a)	2012	Lehigh, 4-2	(a)		Maine	
2006	Fordham, 12-3 (5) *	(a)	2013	Lehigh, 6-1	(h)		Maine leads series, 3-1	
2007	Fordham, 3-2 *	(h)	2013	Lehigh, 7-1	(h)		Neutral: 1-2 Unknown: 0-1	
2007	Fordham, 9-0 (5) *	(h)	2014	Fordham, 9-5	(a)	1988	Maine, 15-2	
2008	La Salle, 6-0 *	(n)	2016	Fordham, 1-0	(h)	2000	Maine, 4-2	(n)
2008	La Salle, 4-3 *	(n)				2001	Maine, 5-3	(n)
2009	Fordham, 8-0 (5) *	(h)		* - Patriot League Conference		2013	Fordham, 4-0	(n)
2009	Fordham, 9-1 (5) *	(h)		% - Patriot League Tournament				
2010	Fordham, 5-3 (9) *	(a)						
2010	Fordham, 10-2 *	(a)		Lehman			Manhattan	
2011	Fordham, 8-0 (5) *	(h)		Lehman leads series, 1-0			Fordham leads series, 28-14	
2011	Fordham, 10-1 (5) *	(h)		Unknown: 0-1			Home: 13-7 Away: 4-5 Neutral: 0-1 Unknown: 11-1	
2012	Fordham, 9-1 (5) *	(a)	1985	Lehman, 6-3		1985	Fordham, 8-2 ^	
2012	Fordham, 11-0 (5) *	(a)				1986	Fordham, 12-5 ^	
2013	Fordham, 5-1 *	(h)		Liberty		1986	Fordham, 12-9 ^	
2013	Fordham, 8-0 (6) *	(h)		Fordham leads series, 5-1		1986	Fordham, 6-2 ^	
2014	Fordham, 11-2 (5) *	(a)		Neutral: 5-1		1987	Fordham, 12-6 ^	
2014	Fordham, 8-2 *	(a)	1998	Fordham, 2-0	(n)	1987	Manhattan, 6-4 ^	
2015	Fordham, 8-0 (6) *	(h)	2000	Fordham, 3-1	(n)	1988	Fordham, 7-3 ^	
2015	Fordham, 8-1 *	(h)	2001	Fordham, 7-1	(n)	1988	Fordham, 17-0 ^	
			2004	Liberty, 2-1	(n)	1989	Fordham, 5-4 ^	
	^ MAAC Conference Game		2004	Fordham, 2-1	(n)	1989	Fordham, 12-6 ^	
	% MAAC Tournament		2008	Fordham, 3-2	(n)	1990	Fordham, 3-0 ^	
	* - Atlantic 10 Conference Game					1990	Fordham, 8-7 ^	
	# Not an Atlantic 10 Game			Lipscomb		1993	Manhattan, 6-0	(h)
				Fordham leads series, 1-0		1993	Manhattan, 12-1	(h)
	Lafayette			Neutral: 1-0		1995	Fordham, 4-1	(a)
	Fordham leads series, 9-7		2015	Fordham, 3-2 (9)	(n)	1995	Manhattan, 3-0	(a)
	Home: 3-1 Away: 0-5 Neutral: 6-1					1996	Manhattan, 14-6	(h)
1991	Lafayette, 10-7 *	(a)		Lock Haven		1996	Manhattan, 4-1	(h)
1991	Lafayette, 11-3 *	(a)		Lock Haven leads series, 1-0		1997	Manhattan, 2-1	(a)
1991	Fordham, 6-4 %	(n)		Unknown: 0-1		1997	Manhattan, 5-3	(a)
1992	Lafayette, 5-2 *	(h)	1988	Lock Haven, 7-0		1998	Manhattan, 7-4 (8)	(n)
1992	Fordham, 12-0 *	(h)				1998	Fordham, 7-4	(h)
1992	Fordham, 5-3 %	(n)		Long Beach State		1998	Manhattan, 14-1	(h)
1993	Lafayette, 5-0 *	(a)		Long Beach State leads series, 2-0		2000	Manhattan, 3-2	(a)
1993	Lafayette, 8-6 *	(a)		Neutral: 0-2		2000	Fordham, 5-2	(a)
1993	Fordham, 10-8 %	(n)	2012	Long Beach State, 12-6	(n)	2001	Manhattan, 4-2	(h)
1994	Fordham, 5-4 *	(h)	2016	Long Beach State, 9-1 (6) %	(n)	2001	Fordham, 6-3	(h)
1994	Fordham, 6-5 *	(h)				2002	Manhattan, 7-2	(a)
1994	Lafayette, 3-2 %	(n)		% - NCAA Regional		2002	Fordham, 6-3	(a)
1995	Lafayette, 8-0	(a)		Long Island		2003	Fordham, 2-0	(h)
1998	Fordham, 4-1	(n)		LIU leads series, 14-3		2003	Fordham, 4-0	(h)
2003	Fordham, 10-2	(n)		Home: 0-4 Away: 1-3 Neutral: 2-0 Unknown 0-7		2004	Fordham, 1-0	(h)
2004	Fordham, 9-0	(n)	1985	Long Island, 15-2		2004	Fordham, 6-2	(h)
			1986	Long Island, 6-3		2005	Fordham, 7-2	(a)
	* - Patriot League Conference		1988	Long Island, 6-0		2006	Fordham, 11-3	(h)
	% - Patriot League Tournament		1988	Long Island, 4-0		2006	Manhattan, 10-7	(h)
			1989	Long Island, 6-4		2007	Fordham, 6-3	(h)
	Las Vegas		1989	Long Island, 5-1		2007	Fordham, 3-1	(h)
	Series tied, 1-1		1989	Long Island, 5-1		2008	Fordham, 10-4	(h)
	Neutral: 1-1		1990	Long Island, 5-1		2008	Fordham, 10-0(5)	(h)
2007	UNLV, 7-3	(n)	1998	Long Island, 7-0	(a)	2010	Fordham, 7-0	(h)
2010	Fordham, 4-0	(n)	1998	Fordham, 5-4	(a)	2010	Fordham, 7-3	(h)
			1999	Long Island, 3-1	(h)			
	Le Moyne		1999	Long Island, 1-0	(h)		^ MAAC Conference game	
	Le Moyne leads series, 2-0		2000	Long Island, 7-4	(a)			
	Away: 0-2		2000	Long Island, 6-5	(a)		Manhattanville	
1990	Le Moyne, 3-1	(a)	2001	Long Island, 9-2	(h)		Fordham leads series, 2-0	
1990	Le Moyne, 3-1	(a)	2001	Long Island, 9-1	(h)		Away: 2-0	
			2013	Fordham, 14-6 (6)	(n)	1994	Fordham, 10-0	(a)
	Lehigh		2014	Fordham, 5-0	(n)	1995	Fordham, 6-2	(a)
	Lehigh leads series, 17-10							
	Home: 7-6 Away: 2-7 Neutral: 1-2 Unknown: 0-2			Longwood			Marist	
1990	Lehigh, 8-2			Series tied, 2-2			Fordham leads series, 16-4	
1990	Lehigh, 2-0			Away: 0-1 Neutral: 2-1			Home: 10-3 Away: 4-1 Neutral: 2-0	
1991	Fordham, 6-4 *	(h)	2009	Fordham, 3-0	(n)	1992	Fordham, 7-1	(a)
1991	Fordham, 6-5 *	(h)	2010	Longwood, 4-0	(a)	1993	Marist, 6-2	(h)
1992	Lehigh, 7-0 *	(a)	2012	Fordham, 5-1	(n)	1993	Fordham, 7-2	(h)
1992	Lehigh, 18-5 *	(a)	2015	Longwood, 10-7	(n)	2002	Fordham, 12-4	(n)
1993	Fordham, 3-0 *	(h)				2002	Fordham, 4-3 (10)	(h)
1993	Lehigh, 9-3 *	(h)		Louisiana State		2002	Fordham, 1-0	(h)
1993	Lehigh, 4-2 %	(n)		Louisiana State leads series, 2-0		2004	Fordham, 5-2	(h)
1994	Lehigh, 5-2 *	(a)		Neutral: 0-2		2004	Fordham, 9-0	(h)
1994	Fordham, 7-4 *	(a)	2008	#10 LSU, 8-3	(n)	2005	Fordham, 6-2	(h)
1995	Lehigh, 3-0 *	(h)	2011	#20 LSU, 6-2	(n)	2005	Fordham, 10-4	(a)
1995	Lehigh, 3-1 *	(h)				2005	Fordham, 6-3	(a)
2000	Fordham, 2-0	(h)		Loyola-Chicago		2006	Marist, 7-4	(h)
2000	Lehigh, 6-3	(h)		Loyola-Chicago leads series, 1-0		2006	Fordham, 7-3	(h)
2001	Lehigh, 5-4	(n)		Neutral: 0-1		2007	Marist, 6-4	(a)
2001	Lehigh, 1-0	(a)	1999	Loyola-Chicago, 5-1	(n)	2007	Fordham, 7-0	(a)
2001	Lehigh, 9-6	(a)				2008	Marist, 2-1	(h)
2009	Fordham, 7-6 (8)	(n)		Loyola-Marymount		2008	Fordham, 9-6	(h)
2011	Fordham, 9-1 (5)	(h)		Loyola-Marymount leads series, 1-0		2013	Fordham, 5-3 %	(n)
2011	Fordham, 9-0 (5)	(h)		Neutral: 0-1		2014	Fordham, 9-1 (5)	(h)



2014	Fordham, 11-2 (5)	(h)	2011	Fordham, 4-0 *	(a)	1989	Fordham, 7-0	(n)
	% - NCAA Regional		2011	Fordham, 1-0 (10) #	(n)		Morehead State	
	Marshall		2012	Massachusetts, 2-1 (17) *	(h)		Fordham leads series, 2-1	
	Marshall leads series, 2-0		2012	Massachusetts, 6-1*	(h)		Neutral: 2-1	
	Neutral: 0-2		2012	Massachusetts, 2-0 #	(n)	1999	Morehead State, 8-2	(n)
2004	Marshall, 3-1	(n)	2013	Massachusetts, 9-5 *	(a)	2010	Fordham, 10-0	(n)
2007	Marshall, 10-9	(n)	2013	Fordham, 17-11 *	(a)	2010	Fordham, 4-0	(n)
	Maryland		2014	Fordham, 7-2 *	(h)		Morgan State	
	Maryland leads series, 5-3		2014	Fordham, 6-2 *	(h)		Fordham leads series, 2-0	
	Away: 3-3 Neutral: 0-2		2014	Fordham, 9-1 (6) #	(h)		Neutral: 2-0	
2008	#23 Maryland, 13-12	(a)	2015	Fordham, 12-4 *	(a)	2002	Fordham, 5-4	(n)
2009	Fordham, 6-2	(a)	2015	Fordham, 13-3 (6) *	(a)	2016	Fordham, 9-2	(n)
2010	Fordham, 2-1 %	(a)	2015	Fordham, 6-0 *	(a)		Mount St. Mary's	
2010	Fordham, 5-2 %	(a)	2016	Fordham, 5-3 *	(h)		Fordham leads series, 3-0	
2011	Maryland, 7-1	(a)	2016	Massachusetts, 3-2 *	(h)		Neutral: 3-0	
2011	Maryland, 5-4	(a)		Fordham, 4-0 *	(h)	2009	Fordham, 11-2 (5)	(n)
2013	Maryland, 10-2 (6)	(n)		Fordham, 6-2 #	(h)	2016	Fordham, 13-5 (5)	(n)
2015	Maryland, 4-3 (9)	(n)		* - Atlantic 10 Conference		2016	Fordham, 8-0 (6)	(n)
	% - NCAA Regional			# - Atlantic 10 Tournament			Nebraska	
	Maryland-Baltimore County		2010	Memphis			Nebraska leads series, 1-0	
	Fordham leads series, 3-1			Fordham leads series, 1-0			Neutral: 0-1	
	Away: 2-0 Neutral: 1-1			Neutral: 1-0		2001	Nebraska, 10-0	(n)
1996	UMBC, 17-4	(n)		Fordham, 2-1	(n)		Nebraska - Omaha	
2003	UMBC, 1-0	(n)		Mercer			Fordham leads series, 1-0	
2004	Fordham, 8-0	(a)		Series tied, 3-3			Neutral: 1-0	
2004	Fordham, 8-3	(a)	1989	Away: 0-1 Neutral: 3-2		2014	Fordham, 6-2	(n)
	Maryland-Eastern Shore		1999	Mercer, 7-0	(n)		Nevada	
	Fordham leads, 1-0		2005	Mercer, 9-4	(n)		Series tied, 1-1	
	Neutral: 1-0		2007	Fordham, 1-0	(n)		Neutral: 1-1	
1997	Fordham, 13-3	(n)	2010	Fordham, 7-3	(n)		Fordham, 6-2	(n)
	Massachusetts		2010	Fordham, 4-0 (10)	(n)	2011	Fordham, 6-2	(n)
	UMass leads series, 46-17		2016	Mercer, 6-0	(a)	2015	Nevada, 6-4	(n)
	Home: 7-23 Away: 8-17 Neutral: 2-6			Mercy			New Mexico	
1996	Massachusetts, 9-0 *	(h)	1985	Fordham leads series, 5-4			Fordham leads series, 1-0	
1996	Massachusetts, 9-1 *	(h)	1985	Home: 3-0 Away: 2-0 Unknown: 0-4			Neutral: 1-0	
1997	Massachusetts, 7-0 *	(a)	1986	Mercy, 18-0		2000	Fordham, 3-0	(n)
1997	Massachusetts, 3-0 *	(a)	1987	Mercy, 6-4			New York University	
1998	Massachusetts, 9-0 *	(h)	1987	Mercy, 6-5			Fordham leads series, 1-0	
1998	Massachusetts, 9-0 *	(h)	1988	Mercy, 21-5			Home: 1-0	
1998	Massachusetts, 9-0 *	(h)	1993	Fordham, 2-1	(h)	1995	Fordham, 21-2	(h)
1999	Massachusetts, 12-0 *	(a)	1994	Fordham, 9-7	(a)		Norfolk State	
1999	Massachusetts, 3-1 *	(a)	1994	Fordham, 8-3	(a)		Norfolk State leads series, 2-0	
2000	Massachusetts, 12-1 *	(h)	1995	Fordham, 8-0	(h)		Neutral: 0-2	
2000	Massachusetts, 5-1 *	(h)	1995	Fordham, 9-0	(h)	1997	Norfolk State, 1-0	(n)
2001	Massachusetts, 3-2 *	(h)		Miami (Ohio)		1997	Norfolk State, 4-3	(n)
2001	Massachusetts, 2-0 *	(h)		Fordham leads series, 1-0			North Carolina	
2001	Massachusetts, 9-0 *	(h)		Neutral: 1-0			North Carolina leads series, 3-1	
2002	Massachusetts, 4-1	(n)	2007	Fordham, 3-1	(n)		Away: 0-1 Neutral: 1-1 Unknown: 0-1	
2002	Massachusetts, 7-1 *	(a)		Minnesota		1987	UNC, 9-0	
2002	Massachusetts, 6-0 *	(a)		Series tied, 1-1		2009	#18 UNC, 12-6	(a)
2002	Massachusetts, 13-0 *	(a)		Neutral: 1-1		2011	Fordham, 1-0	(n)
2003	#25 Massachusetts, 6-2 *	(h)	2000	Minnesota, 6-0	(n)	2012	UNC, 3-2	(n)
2003	#25 Massachusetts, 7-0 *	(h)	2015	Fordham, 10-5	(n)		North Carolina-Greensboro	
2003	Massachusetts, 3-1 #	(a)		Mississippi			UNC-Greensboro leads series, 4-1	
2004	Massachusetts, 1-0 *	(a)		Series tied, 1-1			Neutral: 0-3 Unknown: 1-1	
2004	Massachusetts, 14-6 *	(a)		Neutral: 1-1		1987	Fordham, 14-12	
2004	Massachusetts, 1-0 (8) #	(a)		Ole Miss, 5-3	(n)	1987	UNC-Greensboro, 6-5	
2005	Fordham, 4-2 *	(h)	2011	Fordham, 4-3	(n)	2003	UNC-Greensboro, 5-4	(n)
2005	Fordham 14-6 (6) *	(h)		Mississippi State		2008	UNC-Greensboro, 6-0	(n)
2005	Massachusetts, 8-2 #	(h)		Mississippi State leads series, 2-0		2012	UNC-Greensboro, 12-7	(n)
2005	Massachusetts, 7-0 #	(h)		Away: 0-1 Neutral: 0-1			North Carolina-Wilmington	
2006	Massachusetts, 8-1 *	(h)	2008	#21 Miss. State, 6-5 (8)	(a)		UNC Wilmington leads series, 2-1	
2006	Massachusetts, 9-5 *	(h)	2013	Miss. State, 8-0	(n)		Neutral: 1-2	
2006	Massachusetts, 8-0 (5) #	(n)		Missouri		1998	Fordham, 2-1	(n)
2006	Massachusetts, 4-1 #	(n)		Missouri leads series, 2-0		1999	UNC-Wilmington, 2-1	(n)
2007	Massachusetts, 6-0 *	(a)		Neutral: 0-2		2004	UNC-Wilmington, 4-2	(n)
2007	Massachusetts, 6-3 *	(a)		#16 Missouri, 8-0 (5)	(n)		North Carolina State	
2007	Massachusetts, 5-0 #	(n)		#21 Missouri, 7-5	(n)		North Carolina State leads series, 5-1	
2008	Massachusetts, 4-2 *	(h)	2014	Missouri-Kansas City			Away: 0-2 Neutral: 1-3	
2008	Massachusetts, 1-0 *	(h)	2015	UMKC leads series, 1-0		2006	Fordham, 3-1	(n)
2008	Massachusetts, 2-0 #	(n)		Neutral: 0-1		2007	#24 N.C. State, 9-1 (5)	(n)
2009	Massachusetts, 4-0 *	(a)	2002	UMKC, 5-2	(n)	2009	N.C. State, 6-4	(a)
2009	Fordham, 5-4 *	(a)		MIT		2015	N.C. State, 5-0	(a)
2009	# 24 Massachusetts, 5-1 #	(h)		Fordham leads series, 1-0		2015	N.C. State, 12-5 %	(n)
2010	# 23 Massachusetts, 2-0 *	(h)		Neutral: 1-0				
2010	# 23 Massachusetts, 3-2 *	(h)						
2010	Fordham, 7-5 #	(a)						
2010	No. 21 Massachusetts, 3-0 #	(a)						
2010	No. 21 Massachusetts, 8-3 #	(a)						
2011	Fordham, 6-0 *	(a)						

2011, 2013, 2014, 2015 & 2016 Atlantic 10 Champions



Year	Opponent	Score	Series	Location	Year	Opponent	Score	Series	Location
2015	N.C. State, 2-1 %	(n)	Fordham leads series, 3-1						
	% - NCAA Regional	2002	Home: 2-0 Neutral: 1-1			Rensselaer			
		2002	Fordham, 6-5	(n)		Rensselaer leads series, 2-0			
	North Florida	2003	Pennsylvania, 6-2	(n)		Neutral: 0-2			
	Fordham leads series, 1-0	2003	Fordham, 4-3	(h)	1995	RPI, 2-1		(n)	
	Neutral: 1-0	2003	Fordham, 5-4	(h)	1995	RPI, 15-13		(n)	
2016	Fordham, 3-0	(n)	Pennsylvania State			Rhode Island			
	Northern Illinois		Penn State leads series, 4-1			Fordham leads series, 28-16			
	Northern Illinois leads series, 3-0	2008	Away: 1-1 Neutral: 0-3			Home: 13-10 Away: 13-5 Neutral: 2-1			
	Neutral: 0-3	2011	Penn State, 2-1	(n)	1996	Rhode Island, 2-1 *		(h)	
2000	Northern Illinois, 5-4	(n)	Fordham, 2-0 %	(a)	1996	Rhode Island, 7-0 *		(h)	
2001	Northern Illinois, 7-3	(n)	Penn State, 5-2 (16) %	(a)	1997	Rhode Island, 4-3 *		(a)	
2006	Northern Illinois, 4-0	(n)	Penn State, 6-1	(n)	1997	Rhode Island, 8-1 *		(a)	
			Penn State, 11-1 (5)	(n)	1998	Rhode Island, 7-0 *		(h)	
			% - NCAA Regional		1998	Rhode Island, 4-2 (8) *		(h)	
	Northwestern				1999	Rhode Island, 4-2 *		(a)	
	Northwestern leads series, 1-0				1999	Fordham, 4-3 *		(a)	
	Neutral: 0-1				2000	Fordham, 6-4 *		(h)	
2015	Northwestern, 7-2	(n)	Pittsburgh		2000	Fordham, 5-0 *		(h)	
			Pittsburgh leads series, 4-2		2001	Rhode Island, 2-0 *		(a)	
	Notre Dame	1999	Neutral: 2-4		2001	Fordham, 4-2 *		(a)	
	Notre Dame leads series, 3-0	2010	Pittsburgh, 4-0	(n)	2001	Rhode Island, 8-0 *		(a)	
	Neutral: 0-3	2010	Fordham, 5-1	(n)	2001	Rhode Island, 9-1		(n)	
2011	Notre Dame, 6-0	(n)	Pittsburgh, 4-3 (10)	(n)	2002	Rhode Island, 9-1		(n)	
2012	Notre Dame, 3-1	(n)	Pittsburgh, 1-0	(n)	2002	Rhode Island, 7-2 *		(h)	
2014	#23 Notre Dame, 7-3	(n)	Fordham, 5-4 (11)	(n)	2002	Rhode Island, 11-4 *		(h)	
			Pittsburgh, 13-0 (5)	(n)	2002	Rhode Island, 3-1 *		(h)	
					2003	Fordham, 4-3 (8) *		(h)	
					2003	Rhode Island, 1-0 (12) *		(h)	
	Ohio		Portland State		2004	Fordham, 5-0 *		(h)	
	Ohio leads series, 1-0		Fordham leads series, 1-0		2004	Fordham, 7-0 *		(h)	
	Neutral: 0-1		Neutral: 1-0		2005	Fordham, 4-1 *		(n)	
2005	Ohio, 10-6	(n)	2015	Fordham, 8-0	(n)	2005	Fordham, 16-7 *		(n)
					2005	Fordham, 3-2 (10) *		(h)	
	Ohio State				2006	Fordham, 11-1 (5) *		(h)	
	Ohio State leads series, 3-0		Princeton		2006	Fordham, 7-1 *		(a)	
	Neutral: 0-3		Fordham leads series, 2-1		2007	Fordham, 7-1 *		(a)	
2007	Ohio State, 3-2	(n)	Neutral: 2-1		2007	Fordham, 9-1 (5) *		(h)	
2008	#18 Ohio State, 9-1	(n)	Princeton, 15-0	(n)	2008	Fordham, 9-1 (5) *		(h)	
2014	Ohio State, 1-0	(n)	2011	Fordham, 15-0 (5)	(n)	2008	Fordham, 6-2 *		(h)
			2011	Fordham, 5-1	(n)	2009	Fordham, 2-1 *		(a)
					2009	Fordham, 11-2 *		(a)	
	Oklahoma		Providence		2010	Fordham, 8-1 *		(h)	
	Oklahoma leads series, 2-0		Fordham leads series, 3-1		2010	Fordham, 3-0 *		(h)	
	Neutral: 0-2		Home: 2-0 Neutral: 1-1		2011	Fordham, 9-3 *		(a)	
2010	#14 Oklahoma, 1-0 %	(n)	Providence, 4-3	(n)	2011	Fordham, 6-0 *		(a)	
2010	#14 Oklahoma, 2-0 %	(n)	2014	Fordham, 3-1	(n)	2011	Rhode Island, 1-0 *		(h)
			2016	Fordham, 5-0	(h)	2012	Rhode Island, 6-3 *		(h)
	% - NCAA Regional		2016	Fordham, 8-3	(h)	2013	Fordham, 6-2 *		(h)
					2013	Fordham, 12-2 (5) *		(h)	
	Oklahoma State		Purdue		2014	Fordham, 2-0 *		(a)	
	Fordham leads series, 1-0		Purdue leads series, 1-0		2014	Fordham, 7-3 *		(a)	
	Neutral: 1-0		Neutral: 0-1		2016	Fordham, 12-1 (5) *		(a)	
2008	Oklahoma State, 5-3	(n)	2008	Purdue, 3-2	(n)	2016	Fordham, 13-4 (6) *		(a)
					2016	Fordham, 12-4 *		(a)	
	Oregon		Queens College						
	Oregon leads series, 3-0		Queens leads series, 2-1						
	Away: 0-1 Neutral: 0-2		Neutral: 1-0 Unknown: 0-2						
2000	Oregon, 11-0	(n)	1985	Queens, 16-4					
2011	Oregon, 2-0	(n)	1989	Fordham, 5-2	(n)				
2016	#5 Oregon, 8-0 (5) %	(a)	1990	Queens, 4-3					
	% - NCAA Regional								
	Oregon State		Quinnipiac		1988	Rider			
	Oregon State leads series, 2-1		Fordham leads series, 6-0		1990	Rider leads series, 4-0			
	Neutral: 1-2		Home: 3-0 Away: 2-0 Neutral: 1-0		1990	Neutral: 0-1 Unknown: 0-3			
2001	Oregon State, 12-1	(n)	2007	Fordham, 4-3	(h)	1990	Rider, 11-1		
2008	Oregon State, 2-1	(n)	2008	Fordham, 3-1 (8)	(a)	2003	Rider, 8-0		
2010	Fordham, 3-2	(n)	2008	Fordham, 8-0	(a)		Rider, 10-0		
			2009	Fordham, 1-0	(h)		Rider, 3-0		(n)
			2009	Fordham, 11-5	(h)				
			2010	Fordham, 6-1	(n)	2007			
	Pace		Radford						
	Pace leads series, 3-2		Radford leads series, 5-3						
	Neutral: 1-0 Unknown: 1-3		Home: 1-1 Away: 0-2 Neutral: 2-2						
1985	Fordham, 8-7		1995	Fordham, 2-1	(n)	1999	Rutgers		
1986	Pace, 1-0		1997	Radford, 3-2	(n)	1999	Rutgers leads series, 3-2		
1987	Pace, 6-2		1998	Radford, 18-4	(a)	2001	Home: 0-2 Neutral: 2-1		
1988	Pace, 9-1		1998	Radford, 2-0	(a)	2012	Rutgers, 11-1		(h)
1997	Fordham, 4-3	(n)	2005	Fordham, 5-4	(n)	2016	Rutgers, 7-0		(h)
			2006	Fordham, 3-2	(h)		Rutgers, 6-0		(n)
			2006	Radford, 7-5	(h)		Fordham, 6-1		(n)
	Pacific		2008	Radford, 6-4	(n)		Fordham, 3-2		(n)
	Pacific leads series, 2-1								
	Neutral: 1-2								
2008	Pacific, 6-5	(n)							
2013	Pacific, 6-5	(n)							
2015	Fordham, 4-3	(n)							
	Pennsylvania	1986	Ramapo College						
			Ramapo leads series, 1-0						
			Unknown: 0-1						
			Ramapo, 14-13		2001	Fordham, 5-0			
					2001	Fordham, 2-1			
					2001	Saint Francis, 10-5			
					2002	Saint Francis, 8-0			

* - Atlantic 10 Conference

Series History by Opponent

FordhamSports.com



Table with columns for Year, Opponent, and Record. Includes series for Saint Francis, Saint Joseph's, and Saint Louis.

* - Atlantic 10 Conference
- Atlantic 10 Tournament

Table with columns for Year, Opponent, and Record. Includes series for Saint Louis, Saint Peter's, and San Diego State.

^ MAAC Conference Game
% MAAC Tournament Game

Table with columns for Year, Opponent, and Record. Includes series for Seton Hall, Siena, Skidmore, South Carolina, South Florida, Southampton, and Southeast Missouri.

Table with columns for Year, Opponent, and Record. Includes series for Saint Louis and Seton Hall.

Table with columns for Year, Opponent, and Record. Includes series for Seton Hall.

Table with columns for Year, Opponent, and Record. Includes series for Southeastern Louisiana, Southern Illinois, and Southern Utah.

2011, 2013, 2014, 2015 & 2016 Atlantic 10 Champions



Year	Series	Score	Location	Opponent	Score	Location
	Series tied, 1-1	2002		St. Francis (NY), 2-1	(h)	2015 Syracuse, 4-2
	Neutral: 1-1	2002		St. Francis (NY), 1-0	(h)	2015 Fordham, 7-3
2000	Fordham, 3-2	(n)	2003	Fordham, 9-1	(h)	2016 Fordham, 4-1
2001	Southern Utah, 4-0	(n)	2003	Fordham, 10-0	(h)	
			2005	Fordham, 8-1	(h)	Teikyo Post
	Springfield		2005	Fordham, 9-1 (5)	(h)	Fordham leads series, 1-0
	Springfield leads series, 1-0		2006	Fordham, 8-2	(h)	Neutral: 1-0
	Neutral: 0-1		2006	Fordham, 10-2 (6)	(h)	1994 Fordham, 8-3
1993	Springfield, 6-5	(n)				
	St. Bonaventure			St. John's		Temple
	Fordham leads the series, 30-17			St. John's leads series, 12-8		Temple leads series, 20-18
	Home: 16-9 Away: 11-8 Neutral: 3-0			Home: 3-1 Away: 2-3 Neutral: 2-1 Unknown: 1-7		Home: 8-9 Away: 9-10 Neutral: 1-1
1996	St. Bonaventure, 8-0 *	(a)	1985	St. John's, 5-2		1996 Temple, 2-0 *
1996	St. Bonaventure, 13-4 *	(a)	1986	St. John's, 5-1		1996 Temple, 4-0 *
1997	St. Bonaventure, 2-1 *	(h)	1987	St. John's, 5-0		1997 Temple, 15-3 *
1997	Fordham, 8-2 *	(h)	1987	Fordham, 2-1		1997 Temple, 7-1 *
1999	St. Bonaventure, 5-0 *	(h)	1988	St. John's, 10-0		1998 Temple, 9-0 *
1999	St. Bonaventure, 4-2 *	(h)	1988	St. John's, 9-0		1998 Fordham, 3-2 (9) *
2000	St. Bonaventure, 4-0 *	(a)	1989	St. John's, 9-0		1999 Temple, 1-0 *
2000	St. Bonaventure, 7-4 *	(a)	1989	St. John's, 18-0		1999 Temple, 3-1 *
2001	St. Bonaventure, 3-1 *	(a)	1991	St. John's, 10-3	(h)	2000 Temple, 3-0 *
2001	Fordham, 7-3 *	(a)	1992	St. John's, 7-0	(a)	2000 Fordham, 1-0 *
2001	Fordham, 6-3 *	(a)	1992	St. John's, 11-0	(a)	2001 Fordham, 3-0 *
2002	Fordham, 8-6 *	(h)	2003	Fordham, 4-1	(n)	2001 Temple, 8-1 *
2002	St. Bonaventure, 13-1 *	(h)	2003	St. John's, 2-1 (8)	(n)	2001 Temple, 2-1 *
2002	St. Bonaventure, 7-1 *	(h)	2009	Fordham, 4-2	(a)	2002 Temple, 10-3 *
2003	Fordham, 5-2 *	(a)	2010	Fordham, 3-0 (10)	(h)	2002 Temple, 11-1 *
2003	Fordham, 11-5 *	(a)	2011	Fordham, 5-4	(a)	2002 Temple, 8-0 *
2004	St. Bonaventure, 2-1 *	(h)	2012	Fordham, 8-0 (6)	(h)	2003 Fordham, 1-0 *
2004	Fordham, 3-1 (8) *	(h)	2013	St. John's, 3-0	(a)	2003 Temple, 7-4 *
2005	Fordham, 3-0 *	(a)	2015	Fordham, 3-0	(n)	2004 Fordham, 3-2 (8) *
2005	Fordham, 4-3 *	(a)	2015	Fordham, 8-0 (5)	(h)	2004 Temple, 2-0 *
2005	Fordham, 6-2 #	(h)				2004 Temple, 1-0 #
2005	Fordham, 6-5 (9) #	(h)		St. Xavier		2005 Fordham, 5-4 *
2006	Fordham, 8-5 *	(h)		St. Xavier leads series, 4-0		2005 Fordham, 4-3 (8) *
2006	St. Bonaventure, 5-3 (8) *	(h)	1990	Neutral: 0-3 Unknown: 0-1		2007 Fordham, 22-4 (5) *
2006	Fordham, 3-1 #	(n)	1993	St. Xavier, 8-1		2007 Fordham, 5-3 *
2007	Fordham, 8-0 *	(a)	1999	St. Xavier, 7-0	(n)	2008 Fordham, 5-4 (9) *
2007	St. Bonaventure, 1-0 *	(a)	2000	St. Xavier, 2-1	(n)	2008 Fordham, 3-1 *
2008	St. Bonaventure, 1-0 *	(h)		St. Xavier, 3-0	(n)	2009 Temple, 6-0 *
2008	St. Bonaventure, 4-2 *	(h)				2009 Fordham, 5-3 *
2008	Fordham, 8-2 (13) #	(n)		Stanford		2010 Fordham, 6-0 *
2009	St. Bonaventure, 2-1 *	(a)		Stanford leads series, 1-0		2010 Fordham, 7-0 *
2009	Fordham, 10-4 *	(a)	2008	Neutral: 0-1		2011 Temple, 7-4 *
2010	Fordham, 4-2 *	(h)		#13 Stanford, 10-2 (5)	(n)	2011 Fordham, 6-4 *
2010	Fordham, 9-0 (6) *	(h)				2012 Fordham, 5-0 *
2011	Fordham, 13-0 (5) *	(h)		Staten Island		2012 Temple, 6-5 *
2011	Fordham, 5-2 *	(h)		Fordham leads series, 3-0		2013 Temple, 2-1 *
2012	Fordham, 7-0 *	(h)	1985	Unknown: 3-0		2013 Fordham, 13-7 *
2012	Fordham, 5-1 *	(h)	1986	Fordham, 12-5		2013 Fordham, 8-2 #
2013	Fordham, 15-1 (5) *	(a)	1987	Fordham, 11-6		
2013	Fordham, 6-5 (9) *	(a)		Fordham, 5-4		
2014	Fordham, 9-6 *	(h)				* - Atlantic 10 Conference
2014	Fordham, 12-0 (5) *	(h)		Stetson		# - Atlantic 10 Tournament
2015	Fordham, 10-2 *	(a)		Stetson leads series, 4-0		
2015	St. Bonaventure, 4-3 *	(a)	1989	Away: 0-3 Neutral: 0-1		Templee
2015	Fordham, 5-1 #	(n)	2005	Stetson, 9-1	(n)	Tennessee leads series, 2-0
2016	Fordham, 5-4 (9) *	(h)	2005	Stetson, 1-0 (8)	(a)	Neutral: 0-2
2016	Fordham, 7-6 (8) *	(h)	2005	Stetson, 4-2	(a)	2015 #11 Tennessee, 5-0
			2016	Stetson, 2-1	(a)	2016 #12 Tennessee, 10-2 (6)
	# Atlantic 10 Tournament					
	St. Francis College (NY)			Stockton State		Tennessee Tech
	Fordham leads series, 19-9		1990	Stockton State leads series, 1-0		Fordham leads series, 1-0
	Home: 13-5 Away: 4-2 Neutral: 1-0 Unknown: 1-2			Unknown: 0-1		Neutral: 1-0
1986	Fordham, 7-0			Stockton State, 4-1		2013 Fordham, 6-0
1988	St. Francis (NY), 7-6					
1990	St. Francis (NY), 5-2			Stony Brook		Texas
1991	Fordham, 9-1	(a)	2003	Stony Brook leads series, 2-1		Series tied, 2-2
1991	Fordham, 5-1	(a)	2003	Home: 0-1 Away: 1-1		Away: 0-2 Neutral: 2-0
1992	St. Francis (NY), 8-5	(h)	2008	Stony Brook, 6-5	(a)	2006 #5 Texas, 1-0
1992	St. Francis (NY), 3-2	(h)		Fordham, 4-2	(a)	2006 #5 Texas, 5-3
1993	St. Francis (NY), 7-0	(a)		Stony Brook, 4-2	(h)	2011 Fordham, 2-1
1993	St. Francis (NY), 3-0	(a)				2013 Fordham, 9-7
1994	St. Francis (NY), 5-4	(h)		Swarthmore		
1994	Fordham, 8-0	(h)	1991	Swarthmore leads series, 1-0		Texas - El Paso
1995	Fordham, 5-1	(a)		Neutral: 0-1		Fordham leads series, 1-0
1995	Fordham, 15-12	(a)		Swarthmore, 3-1	(n)	Neutral: 1-0
1997	Fordham, 9-0	(h)				2005 Fordham, 8-7
1997	Fordham, 9-2	(h)		Syracuse		
2000	Fordham, 4-3	(h)	2000	Fordham leads series, 5-3		Texas A&M
2000	Fordham, 3-0	(h)	2005	Home: 2-2 Neutral: 3-1		Texas A&M leads series, 3-1
2001	Fordham, 1-0 (9)	(n)	2005	Syracuse, 6-0	(n)	Away: 0-1 Neutral: 1-2
2001	Fordham, 3-2	(h)	2011	Syracuse, 2-1 (8)	(h)	2001 Texas A&M, 11-1
2001	Fordham, 3-1	(h)	2014	Fordham, 1-0 (9)	(h)	2001 Texas A&M, 7-0
				Fordham, 4-3 (8)	(n)	2006 #9 Texas A&M, 7-0
				Fordham, 2-1	(n)	2010 Fordham, 4-0



	Towson		1992	Fordham, 2-1	(h)			
	Fordham leads series, 2-1		1993	Fordham, 7-4	(a)		Wright State	
	Away: 1-1 Neutral: 1-0		1993	Fordham, 7-5	(a)		Fordham leads series, 2-0	
2008	Fordham, 2-0	(n)	1994	Wagner, 6-1	(h)		Neutral: 2-0	
2016	Fordham, 12-3 (6)	(a)	1994	Wagner, 7-4	(h)	2008	Fordham, 12-7	(n)
2016	Towson, 8-7	(a)	1995	Fordham, 8-7	(a)	2008	Fordham, 11-9	(n)
			1995	Fordham, 10-0	(a)			
	Troy		1996	Fordham, 1-0	(h)		Yale	
	Fordham leads series, 1-0		1996	Fordham, 3-1	(h)		Yale leads series, 16-2	
	Neutral: 1-0		1997	Wagner, 5-0	(n)		Home: 2-4 Away: 0-6 Unknown: 0-6	
2014	Fordham, 9-1 (5)	(n)	1998	Fordham, 3-1	(a)		1988Yale, 8-7	
			1998	Wagner, 7-1	(a)	1988	Yale, 9-0	
	Troy State		1999	Fordham, 4-3	(h)	1989	Yale, 9-5	
	Troy State leads series, 2-0		1999	Fordham, 8-7 (14)	(h)	1989	Yale, 7-4	
	Neutral: 0-2		2000	Fordham, 1-0	(a)	1990	Yale, 4-1	
1999	Troy State, 6-1	(n)	2000	Fordham, 2-1	(a)	1990	Yale, 5-0	
2002	Troy State, 8-0	(n)	2001	Fordham, 7-2	(h)	1991	Fordham, 1-0	(h)
			2001	Fordham, 2-1	(h)	1991	Yale, 11-0	(h)
	Tulsa		2002	Wagner, 5-3	(a)	1992	Yale, 8-1	(a)
	Tulsa leads series, 2-0		2002	Wagner, 3-1	(a)	1992	Yale, 10-1	(a)
	Neutral: 0-2		2003	Fordham, 6-5 (9)	(h)	1997	Yale, 4-1	(a)
2002	Tulsa, 10-0	(n)	2003	Fordham, 6-2	(h)	1997	Yale, 7-4	(a)
2002	Tulsa, 7-1	(n)	2004	Fordham, 7-0	(a)	1998	Yale, 7-4	(h)
			2004	Tied, 2-2	(a)	1998	Yale, 17-6	(h)
	Utah		2005	Fordham, 3-0	(h)	1999	Yale, 10-7	(a)
	Utah leads series, 1-0		2005	Fordham, 2-1	(h)	1999	Yale, 6-0	(a)
	Neutral: 0-1		2006	Fordham, 6-3	(a)	2000	Yale, 3-0	(h)
2007	Utah, 3-0	(n)	2007	Fordham, 4-1	(h)	2000	Fordham, 3-0	(h)
			2007	Fordham, 4-2	(h)			
	Vermont		2008	Wagner, 13-5 (5)	(a)		Youngstown State	
	Fordham leads series, 2-0		2008	Fordham, 12-4	(a)		Fordham leads series, 2-0	
	Neutral: 2-0		2009	Fordham, 8-5	(h)		Neutral: 2-0	
2004	Fordham, 8-1	(n)	2009	Fordham, 8-1	(h)	2001	Fordham, 5-1	(n)
2007	Fordham, 4-3	(n)				2013	Fordham, 7-0	(n)
				Washington				
	Villanova			Washington leads series, 1-0				
	Villanova leads series, 5-0			Neutral: 0-1				
	Away: 0-2 Neutral 0-3		2011	#7 Washington, 2-0	(n)			
2000	Villanova, 2-0	(a)						
2000	Villanova, 2-0	(a)		Western Carolina				
2001	Villanova, 1-0	(n)		Fordham leads series, 1-0				
2005	Villanova, 3-2 (8)	(n)		Neutral: 1-0				
2005	Villanova, 6-0	(n)	2014	Fordham, 1-0	(n)			
	Virginia			Western Kentucky				
	Fordham leads series, 4-3			Western Kentucky leads series, 1-0				
	Away: 3-1 Neutral: 1-2			Neutral: 0-1				
2000	Virginia, 5-4	(n)	2000	Western Kentucky, 1-0	(n)			
2011	Fordham, 8-4	(a)						
2011	Fordham, 9-1 (5)	(a)		Western Michigan				
2012	Fordham, 2-1	(n)		Fordham leads series, 3-0				
2012	Virginia, 6-4	(n)		Neutral: 3-0				
2014	Virginia, 9-2	(a)	2012	Fordham, 6-0	(n)			
2014	Fordham, 8-2	(a)	2013	Fordham, 1-0	(n)			
			2014	Fordham, 1-0	(n)			
	Virginia Tech			William Paterson				
	Virginia Tech leads series, 13-2			William Paterson leads series, 1-0				
	Away: 0-10 Neutral: 2-3			Unknown: 0-1				
1996	Virginia Tech, 7-5 *	(a)		William Paterson, 10-0				
1996	Virginia Tech, 7-4 *	(a)	1990					
1997	Virginia Tech, 7-3 *	(a)		Winona State				
1997	Virginia Tech, 7-3 *	(a)		Winona State leads series, 1-0				
1998	Virginia Tech, 13-5 *	(a)		Unknown: 0-1				
1998	Virginia Tech, 11-1 *	(a)		Winona State, 6-5				
1999	Virginia Tech, 11-1 *	(h)	1988					
1999	Virginia Tech, 4-0 *	(h)		Winthrop				
2000	Virginia Tech, 10-1 *	(a)		Fordham leads series, 1-0				
2000	Virginia Tech, 11-2 *	(a)		Neutral: 1-0				
2006	#23 Virginia Tech, 5-4	(n)		Fordham, 2-1	(n)			
2007	Virginia Tech, 5-0	(n)	2010					
2009	Fordham, 3-2	(n)		Wisconsin				
2012	Virginia Tech, 5-1	(n)		Wisconsin leads series, 1-0				
2013	Fordham, 2-0	(n)		Neutral: 0-1				
			2003	Wisconsin, 5-3	(n)			
	* - Atlantic 10 Conference							
				Wisconsin-Green Bay				
	Wagner			Wisconsin-Green Bay leads series, 1-0				
	Fordham leads series, 25-14-1			Neutral: 0-1				
Home: 15-3 Away: 10-4-1 Neutral: 0-1 Unknown: 0-6			1999	Wisconsin-Green Bay, 5-2	(n)			
1987	Wagner, 7-2							
1988	Wagner, 8-3			Wisconsin-Parkside				
1988	Wagner, 3-1			Wisconsin-Parkside leads series, 2-0				
1989	Wagner, 7-1			Neutral: 0-2				
1990	Wagner, 12-2							
1990	Wagner, 8-0		1994	Wisc.-Parkside, 10-2	(n)			
1992	Wagner, 4-2	(h)	1994	Wisc.-Parkside, 3-2	(n)			



Bahosy Softball Complex at Murphy Field




Just before the beginning of the 2012 Fordham softball season, the home of the Rams underwent a major facelift, giving the 2011 A-10 Champs one of the most state-of-the-art facilities in the conference.

Two old sets of stand-alone bleachers were replaced with top-of-the-line stadium seating, giving the Fordham faithful the best possible angle to observe a Rams victory.

The old dugouts, which were simply nothing more than wooden boxes before the renovations, have been outdone by the current dugouts, constructed of gothic style stone and built below the level of the playing field.

In addition to a new playing surface on the field, the outfield fence was updated. The left field wall was extended to new heights, giving Bahosy Field a little bit of a Fenway feel.

With a new backstop and a pristine field turf surface for the players, any members of the media covering Fordham softball will now find themselves safe from the elements inside the comfort of a brand new, climate-controlled press box.



Cornelius Murphy

The Murphy Field Complex is named for Cornelius "Connie" Murphy, who was a member of the Fordham Football family who died on December 3, 1931 from injuries suffered during the Fordham-Bucknell game at the Polo Grounds on November 21st.

The following, written by Francis J. Bauer '33, appeared in *The Ram*, Fordham's weekly student newspaper following his death:

"Always sturdy of physique, "Connie" took naturally to athletics. At Greenfield High School, from which he graduated, he played in baseball, basketball and football as well as being a member of the track team. In his senior year he captained the football team. Before entering Fordham he attended Deerfield Academy, where he added further to the athletic reputation he had gained at high school.

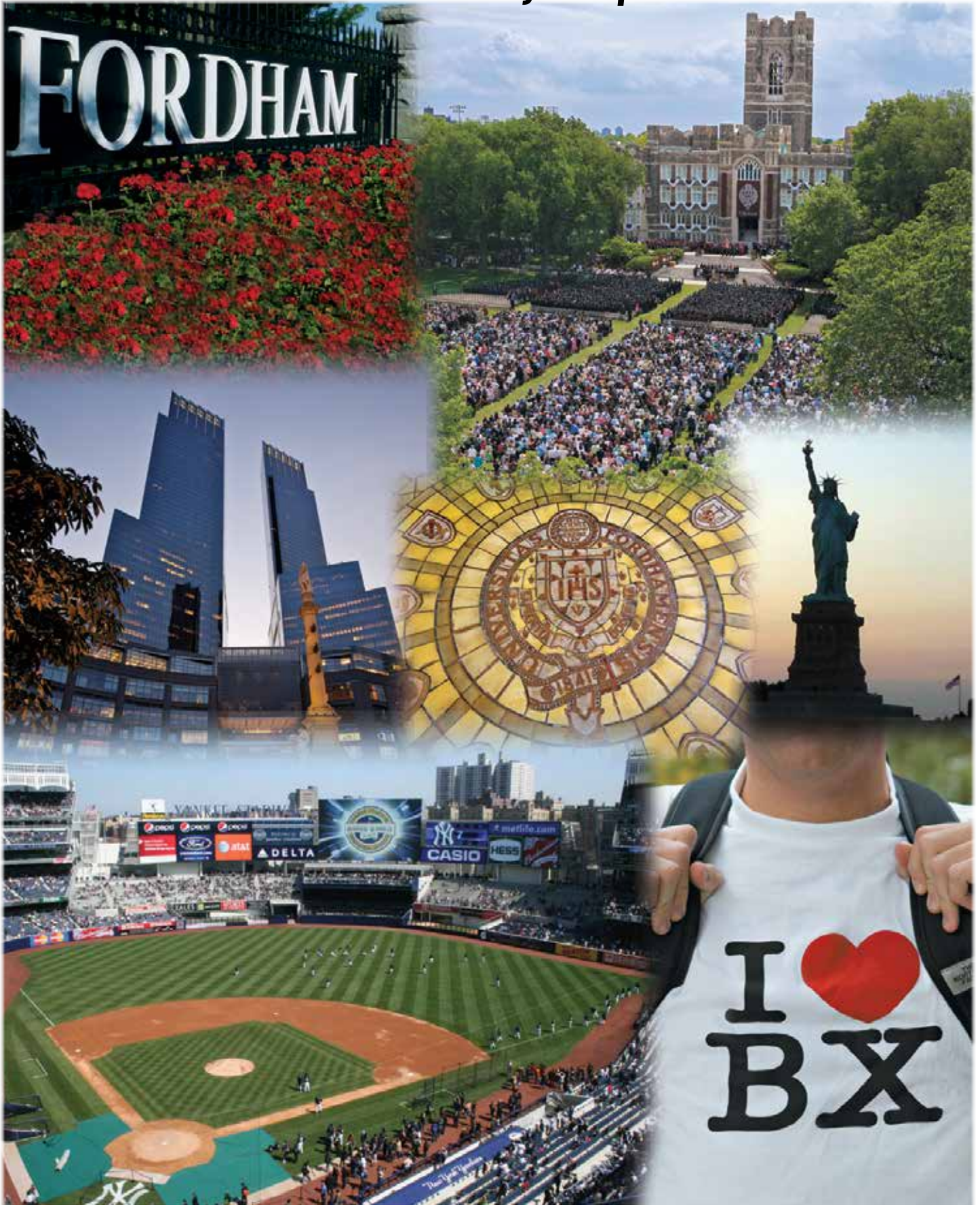
From the very beginning "Connie" showed great promise on the Freshman team. He was a bulwark on the defense, a charging fury on the offense. In fact, when an old alumnus asked some of that year's Frosh who was the most likely candidate for the varsity, they unhesitatingly replied that "Connie" was sure of a berth.

Their faith was justified in his Sophomore year. Although a substitute for a lineman who gained national prominence as a member of the seven blocks of granite, "Connie" played in quite a number of games. He made his letter that year and established a record that practically assured him of a varsity position next year. In this, his Junior year, he successfully held down the regular tackle position and gained such a reputation that his chance of the captaincy were of the greatest.

In the final game with Bucknell he closed forever his football career."



New York Is My Campus



Fordham Is My School



Fordham, the Jesuit University of New York, offers a distinctive, values-centered educational experience rooted in the Jesuit tradition of intellectual rigor and personal attention. Since 1841, Fordham's partner in this great enterprise has been New York. Students enjoy the unparalleled educational, cultural and recreational advantages of living and learning in one of the world's most diverse and dynamic cities.

Engaged Students

The University enrolls more than 15,600 students in its four undergraduate colleges and six graduate and professional schools. With its two distinctive residential campuses—green and gothic Rose Hill, on 85 acres adjacent to the New York Botanical Garden and the Bronx Zoo; and cosmopolitan Lincoln Center, in the heart of Manhattan, across from Lincoln Center for the Performing Arts—Fordham offers students virtually unlimited possibilities for learning and personal growth.

The Rose Hill campus houses Fordham College at Rose Hill, the College of Business Administration, the Graduate School of Arts and Sciences, the Graduate School of Religion and Religious Education, and Fordham College of Liberal Studies. The Lincoln Center campus, established in 1961, houses Fordham College at Lincoln Center, the Graduate School of Social Service, the Graduate School of Business Administration, the Graduate School of Education and the School of Law. A third campus, the Marymount Campus of Fordham University in Tarrytown, N.Y., is home to the Westchester divisions of the Graduate School of Business Administration, the Graduate School of Education, the Graduate School of Social Service and Fordham College of Liberal Studies.

Fordham draws students from across the country and around the world who want to live and learn in the global capital of commerce and culture. The University offers one of the most extensive internship programs in the country. Students choose from more than 2,600 internship options in business, communications, education, government, health care, biomedical research, law, the arts and other fields. The Office of Career Services also offers workshops, career days, one-on-one career counseling and on-campus interviews with major corporations. Students compete for and earn prestigious fellowships and scholarships—including Fulbright, Truman, Mellon and other competitive awards. And each year, more than 1,300 students engage in community service, both locally and in distant corners of the world, through the University's award-winning Global Outreach program.

Great Teaching

Fordham has a proud history of approaching education in a distinctly Jesuit way, one that emphasizes *cura personalis*, a commitment to nurturing the whole person—mind, body and spirit—and challenging students to surpass their perceived limitations. This kind of education unites both heart and mind, and at Fordham it occurs within and beyond the classroom.

Fordham's world-class faculty is committed to teaching and research. In small classes (the average class size is 22 and the University boasts a 12:1 student-faculty ratio), these scholars and mentors challenge students to develop to their full potential—and they give each student the individual attention he or she needs to excel.

Students choose from more than 65 majors and academic programs in the liberal and performing arts, sciences, and business. Every student also completes a rich Core Curriculum that spans literature, history, science, religion, philosophy, the social sciences and the arts, and is designed to nurture curiosity and inspire a lifelong love of learning. Special academic offerings include honors programs, study abroad, dual-degree programs with Fordham's graduate schools, and pre-professional programs in law, medicine and



other health professions. Fordham's G.L.O.B.E. international business program combines liberal arts and business courses, and prepares students for multinational careers. Undergraduate students often collaborate with faculty on original research, and they also work with faculty and staff to prepare to compete for Rhodes, Fulbright and other prestigious fellowships and scholarships.

New York Is Our Campus, Fordham Is Our School

New York City provides unparalleled internship and career advantages, but it also offers students a never-ending list of things to see and do—from Broadway theater, museums, and concerts to major league sports or a bike ride through Central Park.

Fordham's two residential campuses—Rose Hill and Lincoln Center—are easily accessible by public and private transportation. The University's Ram Van service also makes it easy for students to enjoy the social and academic life of the two campuses.

Strong orientation programs, special freshman seminars and active faculty advising ensure a smooth transition to college life. Integrated learning communities in the residence halls on the Rose Hill campus give students the chance to collaborate with other students, staff and faculty to design social, service and educational activities and events throughout the year. Students majoring in pre-health professions are mentored by resident upperclassmen in the new Science Integrated Learning Community. The Lincoln Center campus features McMahon Hall, a 20-story complex that provides apartment-style living and great views of Manhattan. Fordham's state-of-the-art facilities also include one of the most technologically advanced libraries in the country.



Walsh Family Library

More than 130 student organizations offer a remarkable range of programming that capitalizes on the cultural resources of New York City. An extensive athletics program includes 22 varsity sports and a range of club and intramural sports. Each year, the Community Service Program gives hundreds of students an opportunity to work together on volunteer projects at dozens of sites in New York City, including soup kitchens, nursing homes, transitional shelters, hospitals and community parks.



Edwards' Parade

A Fordham Degree

While not every student-athlete will win a championship, those who choose Fordham and take advantage of the educational opportunities afforded him or her will get something more important. A Fordham degree.

Founded in 1841 as the first Catholic institution of higher learning in the northeast, Fordham is an independent university in the Jesuit tradition. It grants baccalaureate degrees in the liberal arts and sciences and business administration to both traditional and non-traditional students. Fordham's undergraduate student body both reflects the diversity of the metropolitan area in which the University is located and includes students from other regions who are attracted to New York's cosmopolitan culture. Whether educated at the Rose Hill, Lincoln Center or Tarrytown campus, Fordham students benefit from close contact with a distinguished faculty who teach at the undergraduate, graduate and professional levels.

The Jesuit tradition informs every aspect of a Fordham education. This tradition is characterized by

excellence in teaching and by the care and development of each individual student.

Fordham's undergraduate core curriculum is designed to develop the capacity for clear and critical thinking and correct and forceful expression. It seeks to impart a knowledge of scientific principles and skills, an awareness of historical perspective, an understanding of the contemporary world with its cultural diversity, and an intelligent appreciation of religious, philosophical and moral values. Thus, instruction goes beyond the transmission and acquisition of basic knowledge to the exploration of questions of values and ethics. Fordham insists that its students anchor their knowledge and appreciation of the culture, language, history, philosophy and literature of the Western tradition as well as of other peoples by constantly considering the impact of their behavior and decisions on society as a whole.

In the future, as in the past, Fordham will continue to affirm the compatibility of a Catholic, Jesuit identity and respect for diverse religious and philosophical convictions within its educational community. It is in this spirit that Fordham encourages its students to develop an individual commitment to others and explore those themes that are central to the Jesuit tradition: the dignity of the human person, the advancement of the common good and the option for the poor. Of its students, Fordham expects intellectual ability, the desire to engage actively in their own education, a commitment to growth in personal and social values and the willingness to judge and be judged on clear and high standards. Through students' participation in the intellectual community, Fordham teaches them not only how to use the resources of this world, but also how to make their own contribution.

The Jesuit Tradition

Fordham had its beginnings more than 160 years ago, when Archbishop John Hughes founded St. John the Baptist College at Rose Hill, and it has benefited over the years from the services of hundreds of members of the Society of Jesus, a religious order of men, many of whom have devoted their lives to higher education.

Fordham has found that its Catholic and Jesuit origins and traditions continue to provide valuable marks of distinctiveness and a source of strength. As a consequence, these traditions, religious ideas, perspectives and values hold an important place in the University. Students of all faiths and of no faith are given encouragement and opportunity to join in seminars and discussions of religious issues and to participate in religious observances. University staff members are ready to assist students in the quest for their own religious commitment. These opportunities are not imposed on anyone; their use depends on the interest, good will and initiative of the students.

A loving and respectful openness to people of all faiths is an integral part of Fordham's character. The very nature of religious belief requires free, uncoerced consent, just as the nature of a university requires a respect for evidence, investigation, reason, and enlightened assent.

The approach begins with a deep respect for you as an individual and your potential, a principle the Jesuits call *cura personalis*. Because they respect you, our faculty will challenge you to strive for ever greater personal excellence in all aspects of life - intellectual, emotional, moral and physical. That principle, called *magis*, accounts for the rigor of intellectual exchange and the varied challenges you will experience in New York City and the world beyond.

At Fordham, students seek to tap the full potential of mind and heart while leading a life beyond self. Each semester more than 600 Fordham undergraduates follow the Jesuit philosophy of *homines pro aliis*, men and women for others, by contributing their time and talent in service to the community: tutoring the disadvantaged; feeding and clothing the homeless; planning outings for an orphanage; and spending vacation periods in distant corners of the world, from New Mexico to Calcutta, as part of Fordham's Global Outreach Program.




Fordham athletes take pride in giving back to community, as seen at postgame autograph sessions with the Fordham women's soccer team .

as part of Fordham's Global Outreach Program.



Fordham students welcomed U2 and Good Morning America to Rose Hill on March 6, 2009.





From the Seven Blocks of Granite to the Digger Phelps "Rams." From Frankie Frisch to major league pitcher Pete Harnisch. From Mike Marchiano, a 1997 Baseball All-American, and Bobby Kingsbury, the first Atlantic 10 baseball player to earn Player of the Year honors twice, to Jen Mineau, a two-time Softball All-American, and Brienne Ryan, a U.S. Olympic qualifier in swimming, Fordham University Athletics has enjoyed a tremendous amount of success on the local and national playing fields.

Fordham currently sponsors 22 men's and women's varsity sports teams. On the men's side the Rams field teams in baseball, basketball, cross country, football, golf, indoor and outdoor track, soccer, swimming and diving, squash, tennis and water polo, while the women compete in basketball, cross country, indoor and outdoor track, soccer, rowing, softball, swimming and diving, tennis, and volleyball.

Last year marked the 21st season of competition in the Atlantic 10 Conference for the Rams, who were a member of the Patriot League for the previous five years (the Rams are still affiliated with the Patriot League for football). In 21 years as a member of the Atlantic 10, Fordham has come a long way in all sports with men's soccer winning the Atlantic 10 championship for the second time in 2014 and softball winning its fifth Atlantic 10 championship in the last six seasons in 2016. The Rams now have 10 league titles among softball (five), men's soccer (two), baseball, women's basketball, women's swimming & diving team in the Atlantic 10.

Additionally, the football squad won its third Patriot League titles in 2014, joining the 2002 and 2007 team, and reached the NCAA playoffs five times (2002, 2007, 2013, 2014, and 2015). In rowing, the women's lightweight four has medaled multiple times at the IRA National Rowing Championships (2008, 2012, and 2013) with the women's freshmen four winning the gold medal at the 2012 Dad Vail Regatta and the women's club 4 taking gold at the 2014 Head of the Charles. Also, men's cross country team won back-to-back IC4A championship in 2013 and 2014, with the golf team winning the 2009 ECAC Championship and the water polo team capturing a share of the 2009 CWPA Northern Division regular season title.

2015-16 Athletic Highlights

Baseball

Mark Donadio - All-Atlantic 10 Second Team
Justin Bardwell - Atlantic 10 All-Rookie Team
Reiss Knehr - Atlantic 10 All-Rookie Team
Joseph Runco - Atlantic 10 All-Championship Team

Men's Basketball

Joseph Chartouny - Atlantic 10 Rookie of the Year
Joseph Chartouny - Atlantic 10 All-Rookie Team
Joseph Chartouny - MET Rookie of the Year
Ryan Rhoomes - All-Atlantic 10 Third Team
Ryan Rhoomes - All-MET Second Team

Women's Basketball

Samantha Clark - All-Atlantic 10 Second Team
Samantha Clark - Atlantic 10 All-Defensive Team

Men's Cross Country

Thomas Slattery - All-Atlantic 10

Football

NCAA FCS Championship appearance
JQ Bowers - All-Patriot League Second Team
Anthony Coyle - All-Patriot League Second Team
Chase Edmonds - AP All-America Second Team
Chase Edmonds - STATS NCAA FCS All-American First Team
Chase Edmonds - College Sports Madness All-America Second Team
Chase Edmonds - ECAC Offensive Player of the Year
Chase Edmonds - ECAC All-Star
Chase Edmonds - All-Patriot League First Team
Stephen Hodge - AP All-America First Team
Stephen Hodge - STATS NCAA FCS All-American Second Team
Stephen Hodge - College Sports Madness All-America Third Team
Stephen Hodge - ECAC All-Star
Stephen Hodge - All-Patriot League First Team
Garrick Mayweather, Jr. - AP All-America Third Team
Garrick Mayweather, Jr. - STATS NCAA FCS All-American Third Team
Garrick Mayweather, Jr. - College Sports Madness All-America Second Team
Garrick Mayweather, Jr. - ECAC All-Star
Garrick Mayweather, Jr. - All-Patriot League First Team
Phazahn Odum - All-Patriot League Second Team
Jihaad Pretlow - All-Patriot League First Team (DB)
Jihaad Pretlow - All-Patriot League Second Team (KR)
Makay Reed - All-Patriot League First Team
Niko Thorpe - All-Patriot League Second Team

Men's Soccer

Matthew Lewis - All-Atlantic 10 Second Team
Jannik Loebe - All-Atlantic 10 Second Team
Jannik Loebe - Atlantic 10 All-Championship Team
Janos Loebe - Atlantic 10 Rookie of the Year
Janos Loebe - All-Atlantic 10 First Team
Janos Loebe - Atlantic 10 All-Rookie Team
Janos Loebe - NSCAA All-Midwest Region Second Team
Rashid Nuhu - Atlantic 10 All-Rookie Team

Women's Soccer

Nicole Bates - All-Atlantic 10 Second Team
Nicole Bates - Atlantic 10 All-Championship Team
Brianna Blunck - Atlantic 10 All-Championship Team
Ally Doyle - All-Atlantic 10 Second Team
Kristina Maksuti - All-Atlantic 10 Second Team
Brooke Salmon - Atlantic 10 All-Rookie Team
Jessica Widmann - NSCAA All-Mid-Atlantic Region First Team
Jessica Widmann - ECAC All-Star First Team
Jessica Widmann - All-Atlantic 10 First Team
Jessica Widmann - Atlantic 10 All-Championship Team

Softball

2016 Atlantic 10 Champions/NCAA Berth
Sydney Canessa - NFCA All-Mid-Atlantic Region Second Team
Sydney Canessa - ECAC All-Star First Team
Sydney Canessa - All-Atlantic 10 Team
Rachel Gillen - Atlantic 10 Championship Most Outstanding Player
Rachel Gillen - Atlantic 10 All-Championship Team
Jessica Hughes - Schutt Sports/NFCA National Freshman of the Year Finalist
Jessica Hughes - Atlantic 10 Rookie of the Year
Jessica Hughes - NFCA All-Mid-Atlantic Region Third Team
Jessica Hughes - ECAC All-Star Second Team
Lindsay Mayer - Atlantic 10 Player of the Year
Lindsay Mayer - NFCA All-Mid-Atlantic Region Second Team
Lindsay Mayer - All-Atlantic 10 First Team
Lindsay Mayer - Atlantic 10 All-Championship Team
Madison Shaw - NFCA All-Mid-Atlantic Region Second Team
Madison Shaw - Atlantic 10 All-Championship Team
Lauren Quense - Atlantic 10 All-Championship Team
Bridget Orchard - Atlantic 10 Coach of the Year

Rowing

Ashley Hawkesworth - All-Atlantic 10 First Team
Fiona Murtagh - All-Atlantic 10 First Team
Maura O'Donnell - All-Atlantic 10 Second Team

Men's Swimming

Steve Sholdra - All-Atlantic 10 First Team (400 IM)
Steve Sholdra - All-Atlantic 10 First Team (200 Butterfly)

Women's Swimming

Wendy Espina-Esquivel - All-Atlantic 10 (1M Diving)
Shannon Lulley - All-Atlantic 10 First Team (100 Butterfly)
Megan Polaha - All-Atlantic 10 First Team (200 IM)
Megan Polaha - All-Atlantic 10 First Team (200 Fly)
Megan Polaha - All-Atlantic 10 Second Team (400 IM)

Men's Tennis

Tomas Cosmai - All-Atlantic 10 Second Team

Women's Tennis

Mayu Sato - All-Atlantic 10 First Team
Estelle Wong - All-Atlantic 10 Second Team

Men's Indoor Track & Field

Sean Phillips - Atlantic 10 Rookie Performer of the Meet
Sean Phillips - All-Atlantic 10 First Team (1000m)
4x800 Relay - All-Atlantic 10 Second Team (Fritz Heinrich, Sean Phillips, Brian Cook, Louis Santelli)
4x800 Relay - All-East (Fritz Heinrich, Brian Cook, Louis Santelli, Sean Phillips)

Women's Indoor Track & Field


4x800 Relay - All-East (Merissa Wright, Kate McCormack, Shanna Heaney, Danielle Rowe)
4x800 Relay - All-Atlantic 10 First Team (Merrisa Wright, Kate McCormack, Shanna Heaney, Danielle Rowe)

Men's Outdoor Track & Field

Jonathan Anelli - All-Atlantic 10 First Team (steeplechase)
Brian Cook - All-Atlantic 10 Second Team (steeplechase)

Water Polo

Andrew Gonzalez - ACWPC All-American Honorable Mention
Patrick Lenihan - ACWPC All-American Honorable Mention

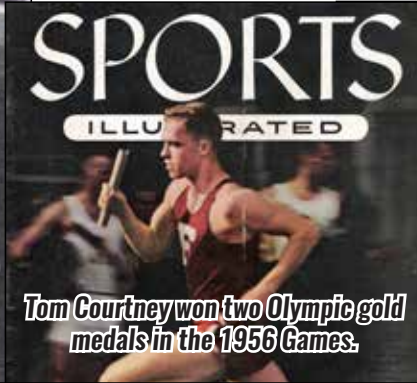




PROUD TO BE A RAM...



Frankie Frisch is one of three Fordham graduates to be inducted into the National Baseball Hall of Fame.



Tom Courtney won two Olympic gold medals in the 1956 Games.



Brienne Ryan became Fordham's first women's swimmer to qualify for the US Olympics Trials in 2012.



Jen Mineau was invited to compete on the USA Softball National Team.



The famed Seven Blocks of Granite includes two of the three Fordham graduates to be inducted into the National Football Hall of Fame.



The Fordham women's basketball won its first Atlantic 10 Championship in 2014.



Ryan Meara was drafted by the NY Red Bulls in 2012, becoming their starting goalkeeper as a rookie.



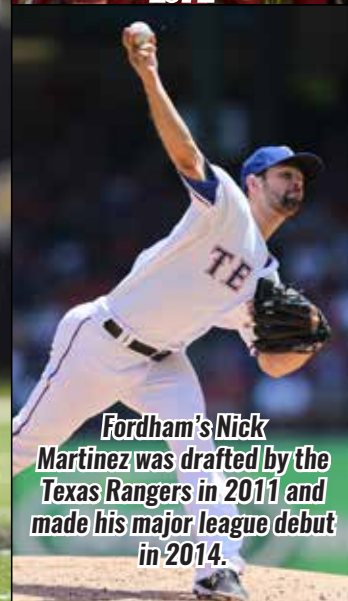
Fordham Men's Soccer won its second Atlantic 10 crown in 2014.




Rams Football won its third Patriot League title in 2014.



Fordham's Isiah Abdul-Qudus played three seasons with New Orleans Saints and two with the Detroit Lions before signing with the Miami Dolphins in 2016.



Fordham's Nick Martinez was drafted by the Texas Rangers in 2011 and made his major league debut in 2014.



The Fordham Softball team won its fourth straight Atlantic 10 Championship in 2016, and made its sixth NCAA Championship appearance in seven years.



The Fordham women's swimming & diving team became the school's first women's team to win an Atlantic 10 Championship in 2010.



Success for the Fordham student-athlete is not only found on the fields and courts. It's also seen in the classroom. Last year, 153 student-athletes were named to the Atlantic 10 Commissioner's Honors Roll in the fall and 143 in the spring for having a 3.5 GPA or better for the semester and 28 were named to the Patriot League Honor Roll for football.

On the national level, Fordham had a CoSIDA Academic All-America® honoree for the fourth consecutive year in women's soccer's Jessica Widmann. This success is nothing new to Fordham as the Rams have had 31 student-athletes earn Academic All-America® honors since 1968. Widmann was also Academic All-District, along with baseball's Ryan McNally, men's soccer's Jannik Loebe, and softball's Lindsay Mayer.

Locally, the Rams had 12 student-athletes named to their respective Atlantic 10 or Patriot League All-Academic teams along with 11 water polo student athletes named to the AWPCA All-Academic Team and Collegiate Water Polo All-Academic Team. Additionally, the men's and women's swimming and diving programs were named CSCAA Scholar All-America, while the men's and women's track & field teams were honored as USTFCCCA All-Academic Teams, the men's and women's soccer teams both received the NSCAA Team Academic Award, and both the men's and women's tennis teams were both ITA All-Academic.

In the spring of 2016, six Fordham teams were publicly recognized by the NCAA for posting multi-year APR scores in the top ten percent of all squads for their respective sport. The Rams were third among Atlantic 10 institutions for the number of teams honored.

2015-16 Academic Highlights

Baseball

- Matthew Kozuch (Academic All-Atlantic 10)
- Ryan McNally (Academic All-Atlantic 10)
- Ryan McNally (CoSIDA First Team Academic All-District)
- Joey Runco (Academic All-Atlantic 10)
- Joey Runco (Senior CLASS Award Nominee)

Men's Tennis

- ITA All-Academic Team Award
- Pedro Alonso (ITA Scholar Athlete)
- Joey Bradner (ITA Scholar Athlete)
- Chris Caroli (ITA Scholar Athlete)
- Harris Durkovic (ITA Scholar Athlete)
- Joseph Kavaloski (ITA Scholar Athlete)

Men's Basketball

- Christian Sengfelder (Academic All-Atlantic 10)

Women's Tennis

- ITA All-Academic Team Award
- Destiny Grunin (ITA Scholar Athlete)
- Gianna Insogna (ITA Scholar Athlete)
- Carolina Sa (ITA Scholar Athlete)
- Mayu Sato (ITA Scholar Athlete)
- Whitney Weisberg (ITA Scholar Athlete)
- Estelle Wong (ITA Scholar Athlete)

Women's Cross Country

- USTFCCCA Academic All-America Team

Football

- Stephen Hodge (Academic All-Patriot League)
- Garrick Mayweather, Jr. (NFF Hampshire Honor Society)
- Makay Redd (Academic All-Patriot League)

Men's Track & Field

- USTFCCCA Academic All-America Team
- Jonathan Anelli (USTFCCCA All-Academic Team)
- Brian Cook (USTFCCCA All-Academic Team)

Men's Soccer

- NSCAA Team Academic Award
- Jannik Loebe (CoSIDA First Team Academic All-District)

Women's Track & Field

- USTFCCCA Academic All-America Team

Women's Soccer

- NSCAA Team Academic Award
- Jessica Widmann (CoSIDA Third Team Academic All-American®)
- Jessica Widmann (CoSIDA First Team Academic All-District)
- Nicole Bates (Academic All-Atlantic 10)

Volleyball

- Brennan Delsing (Academic All-Atlantic 10)

Softball

- Sydney Canessa (Academic All-Atlantic 10)
- Lindsay Mayer (CoSIDA First Team Academic All-District)
- Lindsay Mayer (Academic All-Atlantic 10)
- Amy Van Hoven (Academic All-Atlantic 10)

Water Polo

- Jacob Alexander (CWPA/ACWPC All-Academic)
- Davis DeFontes (CWPA/ACWPC All-Academic)
- Ryan Guso (CWPA/ACWPC All-Academic)
- Ethan Hallowell (CWPA/ACWPC All-Academic)
- Patrick Harrigan (CWPA/ACWPC All-Academic)
- Landon Kern (CWPA/ACWPC All-Academic)
- Patrick Lenihan (CWPA/ACWPC All-Academic)
- J.J. Meador (CWPA/ACWPC All-Academic)
- Will Smoot (CWPA/ACWPC All-Academic)
- Ethan Vandeventer (CWPA/ACWPC All-Academic)
- Bobby Wurtz (CWPA/ACWPC All-Academic)

Rowing

- Catherine Napoli (CRCA National Scholar-Athlete)
- Catherine Napoli (IRA All-Academic)
- Leslie Fung (IRA All-Academic)
- Leslie Fung (CRCA National Scholar-Athlete)
- Maura O'Donnell (CRCA National Scholar-Athlete)
- Maura O'Donnell (IRA All-Academic)
- Kristen Shuman (CRCA National Scholar-Athlete)
- Kara Ramsey (CRCA National Scholar-Athlete)
- Katie Dillon (CRCA National Scholar-Athlete)

Men's Swimming

- CSCAA Scholar All-America Team
- Steve Sholdra (CSCAA Scholar Athlete)
- Steve Sholdra (Academic All-Atlantic 10)
- Steve Sholdra (NCAA Postgraduate Scholarship)
- Steve Sholdra (Atlantic 10 Postgraduate Scholarship)

Women's Swimming

- CSCAA Scholar All-America Team
- Megan Polaha (CSCAA Scholar Athlete)



Fordham had an Academic All-American for the fourth straight year in women's soccer's Jessica Widmann (top left), while Atlantic 10 Softball Player of the Year Lindsay Mayer (top right), Baseball's Ryan McNally (bottom left) and Men's Soccer's Jannik Loebe (bottom right) were First Team Academic All-District selection.

Fordham's Academic All-Americans®

- Bill Langhold - Basketball - 1968
- Ken Parker - Basketball - 1968
- John Burik - Baseball - 1971
- George Zambetti - Basketball - 1971, 1972
- Darryl Brown - Basketball - 1975
- Ricky Buoncore - Baseball - 1977
- Anne Gregory - Basketball - 1980
- Steve Forlano - Baseball - 1981
- Joseph Pareres - Baseball - 1981, 1982
- Sharon Nast - Basketball - 1986
- Matthew Michaels - Football - 1987
- Ralph Rios - Football - 1987
- Eric Schweiker - Football - 1990
- Nicole Williams - Basketball - 1992
- Lauren Gubicza - Track & Field - 1992, 1993
- Anthony Stringer - Baseball - 1995
- Barry Cantrell - Football - 1997
- Barry Cantrell - Track & Field - 1998
- John Wolyniec - Soccer - 1997, 1998
- Cindy Vojtech - Volleyball - 1997, 1998, 1999
- Cindy Vojtech - Rowing - 2000
- Erin Brooks - Softball - 2003, 2004
- Leah Jerome - Soccer - 2006
- Mary Beth Puccio - Softball - 2008
- Jen Mineau - Softball - 2011, 2012
- Ali Arat - Water Polo - 2011
- Brett Biestek - Football - 2013, 2014
- Dan Light - Football - 2014
- Michele Daubman - Softball - 2015
- Nicole Arrato - Rowing - 2015
- Jessica Widmann - Women's Soccer - 2016



ACADEMICS AT FORDHAM

Why Fordham? It is a question asked by every recruit when considering whether or not to spend four years at Rose Hill. With all of the choices out there today, why should a student-athlete choose Fordham? The answer is quite clear.

Fordham University can offer its student-athletes a rare blend of broad-based liberal arts education, a Jesuit tradition, and everything that New York City has to offer in the college experience, a trio of things that would be difficult to find anywhere else in the country. Whether it be a career in communications, the sciences, or business, a Fordham education can help the prospective graduate prepare for the future.

Services Offered By The Academic Advisors:

- Study Halls
- Recurring performance meetings
- Tutors
- Schedule preparation

The office is always there to provide help to those student-athletes who may encounter academic difficulties along the way, monitoring their progress and pushing the student-athletes to help themselves.

The Jesuit Tradition:

One thing that distinguishes Fordham from other universities is its Jesuit tradition. Under the guidance of the Society of Jesus since 1846, the Jesuits live on the Rose Hill campus with the students and have become an integral part of the Fordham University experience. Along the same lines of the closeness of the Jesuit experience is the student-faculty relationship.

“We pride ourselves on the caring nature of our faculty and administrators,” said Frank Taylor, Academic Advisor. “Classes are small and advisors are always available. More importantly, there is constant communication between the instructors, the Advising Office, and the coaches to ensure that our athletes remain as focused in the classroom as they are on the field.”



Frank Taylor, III
Academic Advisor



Eric Sanders
Senior Associate
Academic Advisor



Sr. Anne Walsh, RSHM
Assoc. Acad. Advisor




Melissa Yeagley
Asst. Academic
Advisor




Tom Campbell
Asst. Academic
Advisor



Sarah Frohnapfel
Asst. Academic
Advisor





Joseph M. McShane, S.J. University President

The Reverend Joseph M. McShane, S.J., became the 32nd president of Fordham University on July 1, 2003. His appointment as president marked his return to the University, where he had previously served as Dean of Fordham College, a professor of theology and a member of the Board of Trustees.

A native of New York, Fr. McShane entered the Society of Jesus in 1967 and was ordained a priest in 1977. He received both a bachelor's degree and a master's degree from Boston College, and master's degrees in theology from the Jesuit School of Theology at Berkeley in 1977. He completed his doctorate in the History of Christianity at the University of Chicago in 1981.

He served as a member of the Department of Religious Studies at LeMoyne College in Syracuse, New York from 1981 to 1992. He served as the Dean of Fordham College at Rose Hill from 1992 to 1998. In 1998, he became the President of The University of Scranton, a post that he held until he returned to Fordham in 2003 to assume the Fordham's presidency.

Father McShane has served on the boards of Fordham University, the Metropolitan Transportation Authority Financing Commission, the "Preserving the Vision" Blue Ribbon Committee for the Diocese of Brooklyn, Loyola University of New Orleans, the University of Scranton, St. Joseph's Preparatory School in Philadelphia, Fordham Preparatory School, Canisius High School, Scranton Preparatory School, Regis High School and the American Council on Education. He presently serves on the boards of Santa Clara University, the Commission of Independent Colleges and Universities, Canisius College and the Committee on Domestic Justice and Human Development of the United States Conference of Catholic Bishops.



Fr. McShane meets Yankee catcher Jorge Posada after throwing out the first pitch at the new Yankee Stadium



Jeffrey Gray Vice President for Student Affairs

Jeffrey L. Gray was appointed Vice President for Student Affairs at Fordham University on July 1, 1996. He began at Fordham as the Assistant Dean of Students for Residential Life in September 1989, and was named Dean of Student Life in August 1990. In June, 1997, Gray assumed the additional responsibility of advancing the University's Department of Intercollegiate Athletics and Recreation.

As the chief student affairs officer for Fordham University, Gray oversees all student affairs functions at the Rose Hill and Lincoln Center campuses of the University, including the Offices of the Deans of Students, the Dean of Student Services, Residential Life, the University Judicial Process, Hospitality and Dining Services, Counseling and Psychological Services, Student Health Services, Career Services, the Offices of Student Leadership and Community Development, Intercampus Transportation, the McGinley Student Center, New Student Orientation, Disability Services, the Alcohol and Drug Education Programs and Intercollegiate Athletics and Recreation.

Under Gray's direction and leadership, several programmatic enhancements have been advanced in support of intercollegiate athletics including multiple capital renewal projects, expanded athletic scholarship initiatives and the addition of several key personnel in the administrative and coaching ranks. At the 2001 Block F Awards Dinner, Gray received the Jack Coffey award, presented annually to a Fordham administrator, alumnus or coach for outstanding contributions and dedication to the athletic program.

As a senior member of the President's Administrative Cabinet, Mr. Gray plays a significant role in the advancement of the University's Strategic Planning process, which has included the advancement of strategic initiatives for student affairs and intercollegiate athletics in support of the University's mission, vision and strategic planning objectives.

Gray received a bachelor of arts in psychology from the State University of New York at Plattsburgh, a master of science in counseling and guidance from Syracuse University and a master of science in administration from Western Connecticut State University. He was director of counseling and guidance for the McGraw Central School System from September 1981 to August 1984, Assistant to the Director of Housing at Western Connecticut State University from September 1984 to December 1987 and the Assistant Director of Residential Life at Montclair State College in New Jersey from 1987 until September 1989.

Gray and his wife, Peggy, have four children, Katelynn, a 2010 Fordham graduate and a member of the 2010 Atlantic 10 Champion women's swimming & diving team, Brendan, Megan (a 2016 Fordham graduate) and Erin (a junior on the Fordham women's swimming team), and they reside in Stamford, Connecticut.



David Roach Director of Intercollegiate Athletics

David T. Roach was named the director of intercollegiate athletics and recreation at Fordham in October of 2012. Roach, who served as the president of the National Association of Collegiate Athletic Directors in 2010-2011, brought 22 years of experience as an athletic director to Fordham.

Roach hit the ground running when he arrived at Fordham, putting his mark on the athletic program both on and off the fields of competition. On the playing fields, Roach oversaw the resurfacing of the Murphy Field athletic complex along with Jack Coffey Field and the installation of new chair back seating to the grandstand. In the Rose Hill Gym, two large video scoreboards were added, allowing high-definition in-game video. In the Lombardi Memorial Center, the women's basketball team received new offices and the playing surface of the fieldhouse was replaced.

The Rams enjoyed on-field success in Roach's first four years with six Atlantic 10 titles (softball in 2013, 2014, 2015 and 2016, women's basketball in 2014 and men's soccer in 2014), nine NCAA appearances (softball in 2013, 2014, 2015 and 2016, football in 2013, 2014 and 2015, women's basketball in 2014 and men's soccer in 2014), one Patriot League championship (football in 2014) and two WNIT bids for women's basketball (in 2013 and 2015). Fordham sent three teams to the NCAA Championships in 2013-14 for the first time in school history (football, women's basketball and softball) and followed that with three more in 2014-2015 (football, men's soccer and softball). The success was also noted nationally as Fordham finished tied for 131 in the 2014-2015 Leerfield Director's Cup, the school's highest finish ever.

Off the playing fields, Roach teamed with the Janssen Sports Leadership Center to establish the Fordham Leadership Academy for Fordham student-athletes, which aims to cultivate, test and aid the school's student-athletes and coaches as they work towards becoming world-class leaders in athletics, academics and life.

Roach has also been instrumental in athletic marketing initiatives, signing a consulting and sales partnership with Front Row Marketing to handle all commercial rights for Fordham as well as partnering with LIDS Team Sports Sideline Stores to serve as the official online e-commerce vendor for Fordham Athletics.

Roach arrived at Fordham after spending the previous eight years as the director of athletics at Colgate University, where he managed the university's programs in physical education, recreation, and competitive athletics for 25 Division I men's and women's teams, as well as intramural and club sports.

During his eight-year tenure at Colgate, the Raiders placed 14 teams in NCAA tournaments and captured 17 Patriot League titles or ECAC championships. Colgate student-athletes earned 18 All-American honors and 34 students were named Academic All-American scholars. In 2010-11, Colgate was No. 1 in NCAA Division I with its 100 percent graduation rate.

While at Colgate, Roach coordinated the development of a new athletic brand and mascot; enhanced Colgate's scoreboards and overall look of its athletic venues; started the Raider Academic Honor Roll honoring student-athletes for academic accomplishments; increased ticket sales for football, hockey, basketball, and lacrosse; increased revenue from corporate sponsorships from \$18,000 to more than \$200,000 per year; and signed an agreement with Time Warner Cable Sports to televise selected athletic events.

Roach has also been very active in shaping the landscape of intercollegiate athletics, currently serving on the board of directors and as treasurer of the Advocates for Athletic Equity organization. He has been a member of the National Association of Collegiate Directors of Athletics (NACDA) board since 2006, serving as president in 2010-2011 and, prior to that, was a member of the NACDA Executive Committee as an officer from 2006-2010. Roach was appointed to the NACDA/USOC committee which strives to enhance the relationship between the USOC and intercollegiate athletics and serves on the Board of Directors for the U.S. International University Sports Federation (US-IUSF), a governing body for the U.S. in all FISU events, such as the World University Games and the World University Championships.

In the past, Roach served on the NCAA Diversity Leadership Strategic Planning Committee, the NCAA Management Council, the NCAA Championships and Competition Cabinet, the NCAA FCS Football Championship Committee, the joint NCAA OSL Sub Committee with the U.S. Olympic Committee and the National Governing Bodies and as chair of both the NCAA Swimming and Diving Committee and the NCAA Olympic Sports Liaison Committee.

Prior to Colgate, Roach served as the Director of Athletics at Brown University for 14 years. In 2002, Brown's athletics program was honored by U.S. News & World Report as one of the top 20 athletics programs in the nation.

Under his tutelage, Brown won seven national championships and 58 Ivy League/Eastern titles with the Bears appearing in 34 NCAA championships. Seven Brown student-athletes received NCAA or NACDA Post Graduate Scholarships.

Roach created the school's first Student Athlete Advisory Board at Brown and implemented new sports marketing/promotions programs, including a new athletic logo and corporate sponsorship program. He helped increase endowment for athletics from \$10 million to \$45 million and oversaw \$16 million in capital improvements.

At both schools, Roach instituted a program where each varsity team adopted a local school. The student-athletes mentor the students at the school, helping guide them academically and help the classroom teacher achieve the set goals for the school year.

Prior to his time as an athletic director, Roach served as the head swimming coach at the University of Tennessee from 1986-1990 and at Brown from 1978-1986. At Tennessee, he was named SEC Coach of the Year in 1988 and 1989, coached 26 All-Americans and had a 23-13-1 dual meet record. He helped improved the Volunteers' national recognition by moving the program from 39th to fourth at the NCAA Division I Championship.


As the head coach at Brown, Roach guided the Bruins to a 74-6-1 dual meet record, three Ivy League team championships and two Eastern team titles.

Roach was inducted into the Rhode Island Aquatic Hall of Fame in 1988 and the Brown University Hall of Fame in 1989. In 1985, he was appointed as assistant coach of the United States National Swimming Team which competed at the World University Games in Kobe, Japan.

A native of Waterbury, Conn., Roach received his bachelor's degree from Springfield College in 1971, and earned a master of science degree in physical education from the school in 1972. He was a member of the Springfield College men's varsity swimming team that won three consecutive New England Conference championships, serving as the team's co-captain in 1971.

After receiving his master's degree in 1972, Roach served in the United States Marine Corps from 1972-75 attaining the rank of Captain.

Roach and his wife, Anne, have three daughters, Elizabeth, Michelle and Alexandra.





Charlie Elwood **Deputy Director of Intercollegiate Athletics**

Charlie Elwood, former Senior Associate Athletic Director at St. John’s University, is in his 16th year at Fordham University, his fourth as the Deputy Director of Athletics. He served the previous eleven years as the Director of Athletic Administration, being named to the post in July of 2001.

Elwood oversees the comprehensive day-to-day internal operations of the Athletic Department. These responsibilities include fiscal management, facility and event management, scheduling, personnel administration, compliance, assisting in the strategic planning process for the department, sports information and the intramural, recreation and club sport programs.

A member of the NCAA Division I men’s soccer committee from 2006-2010, Elwood served as the Chairman of the committee from 2008-09. On the conference scene, Elwood served two three-year stints on the Atlantic 10 men’s soccer championships committee, serving as chair of the committee in 2005-06 and 2008-09. For the past five years, Elwood has

been the co-chair of the committee.

Elwood was promoted to Senior Associate Athletic Director at St. John’s in December 2000 after serving as Associate Athletic Director/External Affairs since July of 1997. He joined the University in February 1996, after eight years in the Department of Athletics at the College of William & Mary.

At St. John’s he was responsible for overseeing the areas of marketing, advertising, fundraising, ticketing, sports information, business office and the equipment room for St. John’s 21 intercollegiate sports. He served as the liaison with Madison Square Garden for scheduling and game operations and was the scheduling administrator for Men’s Basketball. He was also the Director of Licensing for the University.

Elwood served as the Tournament Manager of the NCAA Division I Men’s Basketball Tournament First/Second Rounds at Nassau Coliseum in March 2001, hosted by St. John’s. In that capacity, Elwood managed all operations of the NCAA Championships, from travel and lodging for competing teams to media and game operations as well as fiscal responsibility for the tournament.

Elwood had been a member of the BIG EAST men’s soccer committee since 1997 and served as its chair through the 2000-01 academic year.

He joined the University in 1996 as Associate Athletic Director/ Athletic Business Affairs. In that position, he oversaw all elements of the business office, ticket office, facilities, game operations and the equipment room.

Prior to his arrival at St. John’s, Elwood served as Assistant Athletic Director of Business Affairs at the College of William & Mary from November 1988 to February 1996. He was responsible for supervising financial operations of the business department and ticket operations.

A graduate of Fordham University, Elwood began his career in Chicago in 1982 at DePaul, when he was hired to work as Director of Business Affairs. He worked there for six years (1982-88), before leaving to take the position at William & Mary. He received his master’s of science in sports administration from Biscayne (Fla.) College in 1981 and his MBA in marketing from DePaul University in 1986.

Charlie and his wife, Carolyn, are the proud parents of two daughters, Blake (19), a sophomore at Fordham, and Kylie (17).



Djenane Paul **Senior Associate Athletic Director / Senior Women’s Administrator**

Djenane Paul, who served as Assistant Athletic Director for Compliance and Student Services at VCU, was named Senior Associate Athletic Director/Senior Women’s Administrator, at Fordham University on August 1.

Paul, who has been at VCU since 2014, served as the Assistant Athletic Director for Compliance and Student Services at VCU since 2015 where she was responsible for overseeing the development, implementation and management of a comprehensive athletics compliance program, including the development of policies and procedures to ensure the Rams compliance with applicable NCAA and Atlantic 10 rules and regulations. She also managed the Director of Compliance and the Compliance Coordinator.

In 2014-2015, Paul was the Director of Compliance at VCU. She assisted in the coordination and maintenance of the compliance program and helped establish, implement, monitor and enforce policies and procedures and assisted in monitoring and certifying financial aid.

No stranger to Fordham, Paul served as the Compliance Coordinator at Rose Hill in 2013-2014 where she assisted in overseeing all compliance matters related to playing and practice seasons, recruiting and initial eligibility for all new and transferring student-athletes, along with financial aid. Paul also aided in completing the Academic Progress Report for Fordham as well as in conducting NCAA rules education for student-athletes, coaches and institutional faculty and staff.

A 2009 graduate of Stony Brook University with a degree in Psychology, Paul also earned a master’s degree from the school in 2010 in Public Policy. As an undergraduate, she served as an Assistant Director of Football Operations for the Seawolves from 2007-2009. In 2009-2010, Paul was a graduate assistant with the Stony Brook football team, coordinating activities related to official and unofficial visits, organizing databases of prospective student-athlete profiles and briefing student-athletes on issues associated within NCAA regulations.

Paul received a Juris Doctorate from the Florida A&M University College of Law in 2013. She spent 2012-2013 at the Marquette University Law School where she served as a student worker for the National Sports Law Institute.



John Barrett
Sr. Associate Athletic Director - Business



Julio Diaz
Associate Athletic Director - Special Events/Travel

Athletic Administration Staff

2011, 2013, 2014, 2015 & 2016 Atlantic 10 Champions



The Fordham University Athletic Training Room works closely with all the athletic teams. The Training Room is managed by head trainer Vince Porricelli, ATC, who took over after longtime head trainer Jim Wilson retired in 1999 following more than 30 years of service. Porricelli is one of just four people to hold the position of head trainer in Fordham history.

Porricelli has been a member of the Fordham athletic trainer's staff since 1985, while also serving as the full-time physical therapist for the Rams. Porricelli's duties at Fordham include the rehabilitation of all male and female athletes. His enthusiasm and concern for all the school's athletes make him a favorite among the students and coaches alike.

Porricelli graduated from Manhattan College in 1973 with a Bachelors of Science in Physical Education. He received his Certificate in Physical Therapy from Columbia University in 1975, and three years later a Masters in Exercise Physiology at the New York City-based school. He joined the Fordham training staff in a part-time capacity in 1982 before becoming full-time three years later. He previously was a trainer at nearby Lehman College in the Bronx.

More recently, Porricelli became a Certified Strength and Conditioning Specialist (CSCS) by the National Strength & Conditioning Association (NSCA) in 2003.

Assisting Porricelli in the training room are associate head athletic trainer Dave Zippo, ATC, and assistant athletic trainers Erin Cameron, ATC, Justine Stevenson, ATC, Aliza Feuerstein, ATC, and Brittany Plummer, ATC.



Vince Porricelli
Head Athletic Trainer/
Physical Therapist



Dr. T. Sean Lynch
Team Physician



Dr. George Zambetti
Team Physician



Dr. Mary Ann Bilotti
Team Podiatrist



Dave Zippo
Associate Head
Athletic Trainer



Erin Cameron
Asst. Athletic Trainer



Justine Stevenson
Asst. Athletic Trainer



Aliza Feuerstein
Asst. Athletic Trainer



Brittany Plummer
Asst. Athletic Trainer

**SPORTS
MEDICINE**

TM





Vince Lombardi
Pro Football Hall of Famer

Frankie Frisch
Baseball
Hall of Famer

Michael Kay
NY Yankees
Announcer

Mary Higgins Clark
Author

Patricia Clarkson
Actress

Dylan McDermott
Actor

Annie Parisse
Actress

Vin Scully
Hall of Fame
Announcer

Denzel Washington
Academy Award
Winning Actor

Alan Alda
Actor

Christine Driessen
Exec. VP, ESPN

Susan Taylor
VP, Essence

Tony Reali
ESPN's PTI &
Around the Horn

John Andaraise
MSG Announcer

Charles Osgood
CBS Correspondent

Look Who Graduated From Fordham...