



2016 FORDHAM UNIVERSITY FOOTBALL NOTES

Fordham University Sports Information Office: Joe DiBari, Director of Sports Information **Website:** www.fordhamsports.com
Office: 718-817-4240; **Cell:** 917-539-5061; **FAX:** 718-817-4244; **E-Mail:** dibari@fordham.edu

2016 Fordham Schedule (1-1, 0-0)

Date	Opponent	Time
Sept. 3	at Navy (CBS).....	52-16, L
Sept. 10	ELIZABETH CITY ST.....	83-21, W
Sept. 24	PENN (H).....	1:00 p.m.
Oct. 1	at Monmouth.....	1:00 p.m.
Oct. 8	LAFAYETTE* (CI).....	1:00 p.m.
Oct. 15	YALE.....	1:00 p.m.
Oct. 22	GEORGETOWN* (CI).....	1:00 p.m.
Oct. 29	at Lehigh*.....	12:30 p.m.
Nov. 5	COLGATE*.....	1:00 p.m.
Nov. 12	vs. Holy Cross* (YS)(CI).....	3:00 p.m.
Nov. 19	at Bucknell* (ASN).....	1:00 p.m.

* - Patriot League game

YS - Game played at Yankee Stadium

CBS - CBS Sports Network CI - Campus Insiders

ASN - American Sports Network

2016 TEAM COMPARISON



Record..... 1-1, 0-0 PL
 Pts./Gm.....49.5
 Rush Yds/Gm.....277.5
 Pass Yd/Gm.....308.0
 Total Off/Gm.....585.5
 Total Def/Gm.....385.0



Record.....0-1, 0-0 Ivy
 Pts./Gm.....28.0
 Rush Yds/Gm.....165.0
 Pass Yd/Gm.....222.0
 Total Off/Gm.....387.0
 Total Def/Gm.....548.0

INDIVIDUAL LEADERS

RUSHING

#22 Chase Edmonds
 34-225, 1 TD, 112.5 ypg

RUSHING

#10 Alek Torgersen
 13-76, 2 TD, 76.0 ypg

PASSING

#14 Kevin Anderson
 44-73, 527 yds,
 5 TD, 1 INT, 263.5 ypg

PASSING

#10 Alek Torgersen
 16-29, 222 yds
 2 TD, 0 INT, 222.0 ypg

RECEIVING

#5 Austin Longi
 11-103 yds, 2 TD, 51.5 ypg

RECEIVING

#5 Justin Watson
 8-133 yds, 2 TD, 133.0 ypg

DEFENSE

#31 Caleb Ham
 10 TT, 1 PBU

DEFENSE

#44 Colton Moskel
 11 TT, 1 PBU



www.patriotleague.org

GAME 3



PENN "QUAKERS" (0-1)

Head Coach: Ray Priore (Albany '85)

Record at Penn: 7-4 (second season)

at



FORDHAM "RAMS" (1-1)

Head Coach: Andrew Breiner (Lock Haven '06)

Record at Fordham: 1-1 (first season)

Sept. 24, 2016 • 1:00 p.m. • Bronx, N.Y. • Jack Coffey Field (7,000)

Series History: Eighth Meeting, Penn leads, 5-2

At Fordham: 2-1, Penn

Last Meeting: Fordham 48, Penn 45 (Oct. 10, 2015)

WFUV 90.7 FM/WFUVSports.org: Drew Casey, PxP • Joe Marie, Analyst

Corey Miller, Sidelines • Jonah Haskell, Producer

Patriot League Network: Drew Casey, PxP • Joe Marie, Analyst • Corey Miller, Sidelines

#RAMBLINGS

- Rams continue their 2016 home schedule by hosting the Penn Quakers on Jack Coffey Field on Saturday at 1:00 p.m.
- This will be the eighth meeting between Fordham and Penn with the Quakers leading the all-time series, 5-2
- The Rams have won the past two meetings, including a 48-45 win at Franklin Field last October 10 as Makay Redd connected on a 31-yard field goal with eight seconds left
- Fordham has won eight straight against Ivy League opponents
- The Rams are looking to improve their home record to 25-2 over the past four years
- Junior running back Chase Edmonds named 2016 Patriot League Preseason Offensive Player of the Year and four other Rams named preseason All-League
- The Rams are the winningest New York area football team since 2012 with 39 wins
- Fordham has not lost back-to-back games since 2011
- The 2016 Rams feature 18 returning starters

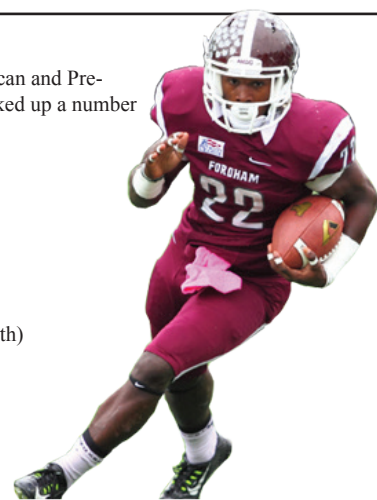
Chase Edmonds Picks Up the Hardware

Junior running back **Chase Edmonds**, a 2016 preseason All-American and Pre-season Patriot League Offensive Player of the Year, has already picked up a number of awards over his first two years:

- 2014 Jerry Rice Award as the top NCAA FCS freshman
- 2014 Consensus All-America
- 2014 CFPA National Rookie of the Year
- 2014 ECAC Rookie of the Year
- 2014 Patriot League Rookie of the Year
- 2015 Consensus All-American
- 2015 Patriot League & ECAC Offensive Player of the Year
- 2015 STATS NCAA FCS Player of the Year Finalist (finished fourth)

Statistically, Edmonds:

- Set the Fordham single season rushing record with 1,838 yards and Fordham rushing touchdown mark (23) in 2014
- Set Fordham and Patriot League single game rushing mark with 347 yards against Lehigh in 2015
- Ranks second on career rushing yards (3,711) and career rushing touchdown (44) lists



The Patriot League

2016 STANDINGS

	League			Overall		
	W	L	Pct.	W	L	Pct.
Bucknell	0	0	.000	1	2	.333
Colgate	0	0	.000	1	1	.500
Fordham	0	0	.000	1	1	.500
Georgetown	0	0	.000	2	0	1.000
Holy Cross	0	0	.000	1	2	.333
Lafayette	0	0	.000	1	2	.333
Lehigh	0	0	.000	1	2	.333

This Week in the Patriot League:

Penn at Fordham, 1:00 p.m.

Princeton at Lehigh, 12:30 p.m.

Dartmouth at Holy Cross, 1:00 p.m.

Columbia at Georgetown, 2:00 p.m.

VMI at Bucknell, 3:00 p.m.

Colgate at Richmond, 3:30 p.m.

Villanova at Lafayette, 6:00 p.m.

Fordham's 2016 Patriot League

Stat Leaders

Rushing	Yards/Game	Rank
Chase Edmonds	112.5	2nd

Passing	Pass Yards/Game	Rank
Kevin Anderson	263.5	2nd

Pass Eff.	Rating	Rank
Kevin Anderson	140.8	2nd

Receiving	Recpt./Game	Rank
Austin Longi	5.5	T6th

Total Offense	Yards/Game	Rank
Kevin Anderson	283.5	2nd

All Purpose	Yards/Game	Rank
Chase Edmonds	144.0	2nd
Kendall Pearcey	106.5	4th

Scoring	Pts/Game	Rank
Makay Redd	13.5	1st

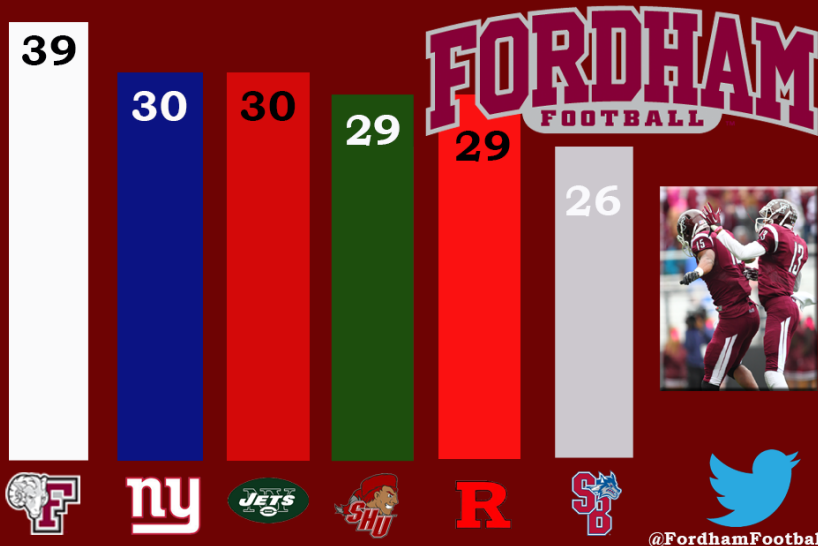
Punt Returns	Yards/Return	Rank
Corey Caddle	12.0	1st

Field Goals	FG/Game	Rank
Makay Redd	2.50	1st

Field Goal %	%	Rank
Makay Redd	1.000	1st

TEAM		
Scoring Offense	49.5 ppg	1st
Scoring Defense	36.5 ppg	7th
Rushing Offense	277.5 yards/game	1st
Pass Offense	308.0 yards/game	2nd
Total Offense	585.5 yards/game	1st
Rushing Defense	273.0 yards/game	7th
Passing Defense	112.0 yards/game	1st
Total Defense	385.0 yards/game	4th

Winningest Football Teams in New York City Area Since 2012



THE GAME

- The Fordham University Rams continue their 2016 home season, Fordham's 116th varsity season, by hosting the Penn Quakers on Jack Coffey Field on Saturday, September 24, at 1:00 p.m.
- Fordham enters the game with a 1-1 record after a record-setting 83-21 win over Elizabeth City State University on Jack Coffey Field on September 10 while Penn stands at 0-1 after a 49-28 season opening loss to Lehigh in Philadelphia last Saturday.

THE SERIES

- This will be the eighth meeting between Fordham and Penn on the gridiron with the Quakers leading the series, 5-2.
- Fordham has taken the past two matchups, including a 48-45 win last year on Franklin Field on October 10, as Makay Redd nailed a 31-yard field goal with eight seconds left.
- Kevin Anderson completed 29 of 36 passes for 377 yards and two touchdowns while Chase Edmonds rushed 29 times for 230 yards and three scores.
- The series started with a 13-10 Penn win in 1992.
- The Rams are 1-2 against Penn on Jack Coffey Field and 1-3 at Franklin Field.
- Fordham is 27-48 all-time against Ivy League schools, 23-41 on the NCAA FCS level, but have won the past eight meetings with Ivy League schools, including wins over Columbia and Penn earlier this year.

PALLADINO NAMED ROOKIE OF THE WEEK

- D'Angelo Palladino** was named the Patriot League Rookie of the Week following the Elizabeth City State game after carrying 19 times for 116 yards and one score.
- He gained 107 of the 116 yards in the fourth quarter. He closed out the day's scoring with a 17-yard run with 5:41 remaining to help the Rams set a school and Patriot League mark with the 83 points.

FORDHAM SETS SCHOOL AND PATRIOT LEAGUE SCORING RECORDS

- In the Rams' 83-21 win over Elizabeth City State University on September 10, Fordham set a new school and Patriot League record with the 83 points, surpassing the former Fordham record of 78 set against New Haven in 1977 (the Rams' NCAA FCS record was 63 set at Rhode Island in 2003) and the former Patriot League record of 69 set by Lehigh against Georgetown in 2002.

**ANDREW
BREINER
HEAD COACH
0-0
Fifth year
at Fordham
First year as
head coach**



- A 2006 graduate of Lock Haven (Pa.) University, is in his fifth year on the Fordham staff after serving as the pass game coordinator/quarterback coach the first four years.
- Under his tutelage the Fordham offense has ranked at the top of the NCAA FCS the past four years.
- Last fall, the Rams led the Patriot League and were ninth in the NCAA FCS in scoring, averaging 36.8 points per game, and led the league and were second in the NCAA FCS in passing efficiency (168.30).
- Fordham was also second in the league and 20th in the NCAA FCS in passing yards/game (272.3), 19th in the NCAA FCS in first downs and third in the conference and 42nd in the NCAA FCS in rushing yards/game (180.9).
- In 2014, the Fordham offense enjoyed another record-breaking season with seven offensive players earning All-America honors and ten receiving All-Patriot League accolades, including quarterback Mike Nebrich, who was named Patriot League Offensive Player of the Year for the second consecutive season.
- The 2014 Fordham offense set school marks for rushing yards with 2,353, shattering the former mark of 2,162 set in 2013, and scoring with 569 points, surpassing the 2013 record of 526. Included in the scoring total was a school-record 31 rushing touchdowns.
- The Rams led the 2014 Patriot League in passing offense, total offense and scoring offense while on the national level the Rams ranked fourth in passing offense (326.1 yards/game) in the NCAA FCS and ranked among the top ten in scoring offense (40.6 points/game – fifth), team passing efficiency (156.23 – third), total offense (494.1 yards/game – seventh) and first downs (331 - ninth).
- For the second straight year, Fordham had a 1,000 rusher (Edmonds) and three 1,000-yard receivers (Brian Wetzel, Tebucky Jones, Jr., and Sam Ajala).
- Served as a graduate assistant at UConn before joining the Fordham staff (2009-11).
- Prior to his stay at UConn, served as an assistant coach at Allegheny College in Meadville, Pa., for two seasons, working with the quarterbacks in 2008 and the wide receivers in 2007.
- Began his coaching career in 2006 at Lock Haven, when he sustained a career-ending injury midway through his senior year and began working with the wide receivers.

RAMS AMONG FCS LEADERS

Over the past four years, the Fordham University football squad is fourth in the NCAA FCS in overall wins with 33 and fifth in winning percentage at .786 (33-9).



WINS - PAST FOUR YEARS

North Dakota State.....	46
Jacksonville State.....	36
Coastal Carolina.....	35
Fordham	33
Sam Houston State.....	33
Eastern Washington.....	31
New Hampshire	30

WIN % - PAST FOUR YEARS

North Dakota State.....	0.939 (46-3)
Harvard	0.935 (29-2)
Jacksonville State.....	0.800 (36-9)
Coastal Carolina.....	0.795 (35-9)
Fordham	0.786 (33-9)
San Diego.....	0.771 (27-8)
McNeese State	0.711 (27-11)
Charleston Southern.....	0.718 (28-11)

FORDHAM SETS SCHOOL RUSHING RECORDS

- In the Rams' 83-21 win over Elizabeth City State University on September 10, Fordham set a new school record with 393 rushing yards in the game, bettering the old mark of 379 set last year against Lehigh.
- In the game, three Rams rushed for over 100 yards, led by **Chase Edmonds**, who picked up 155 yards on 16 carries.
- **D'Angelo Palladino** (116 yards on 19 carries with one touchdown) and **Kendall Pearcey** (115 yards on 12 carries with two scores) also went over 100 yards.
- It is believed to be the first time the Rams have had three 100-yard rushers in a game.

REDD SETS SCHOOL AND PATRIOT LEAGUE RECORDS

- Senior placekicker **Makay Redd** set a school and Patriot League record with eleven PATs in the win over Elizabeth City State on September 10, breaking the former Fordham record of nine, set by Micah Clukey against Rhode Island in 2003. The former Patriot League record was also nine, set by Holy Cross in 1987 and matched four times, the last being the Rams' game at Rhode Island.
- Redd added two field goals in the game to score 17 total



FORDHAM AMONG LEADERS IN NCAA FCS HOME WINS SINCE 2012

- Over the past four years, the Rams have become very adept at protecting their home turf, winning 24 of the 26 home contests over that time, including the 20 of the last 21.
- The only home losses for Fordham under head coach Joe Moorhead were the season finale in 2012 when the Rams missed a two-point conversion in the closing seconds that would have sent the game with Colgate to overtime and a 14-7 setback to #2 Villanova on September 12.
- The seven home wins in 2013 and 2014 broke the school record for most wins on Jack Coffey Field. The former record of six was set by the 1987 squad (the Rams have used Jack Coffey Field since 1970).



NCAA FCS Home Wins Since 2012

North Dakota State.....	36
Sam Houston State.....	27
Eastern Washington.....	25
Fordham.....	24
New Hampshire	24
San Diego.....	23
Illinois State	23
Coastal Carolina.....	22
James Madison	22

NCAA FCS Home Winning Percentage Since 2012

North Dakota State.....	36-2 (.947)
Sam Houston State.....	27-2 (.931)
Fordham.....	24-2 (.923)
San Diego.....	23-2 (.920)
Harvard	20-2 (.909)
New Hampshire	24-3 (.889)
Coastal Carolina.....	22-4 (.846)
Eastern Washington.....	25-5 (.833)

Fordham Football Adds New Teammate - Jonah Shainberg Becomes A Ram

Despite the fast start to the 2013 season, the Rams were still looking for new players. One such player joined the team on September 12 last fall as 12-year-old Jonah Shainberg was officially adopted by the Rams through the Friends of Jaclyn Foundation.

Shainberg and his father, Joshua, attended practice on Thursday where they got to see the Rams as they prepared for their game with Temple in Philadelphia on Saturday. At the end of practice, head coach Joe Moorhead called Jonah out to mid-field to meet the team and then had the squad run a play where Jonah took the ball from quarterback Mike Nebrich and raced 60 yards for the score. The team met Jonah in the end zone and carried him to the locker room on their shoulders.

In the locker room, Michelle DeIeso, Executive Director, and Katie Johnson, Adoption Coordinator, from the Friends of Jaclyn Foundation spoke to the team before handing the floor over to Jonah. He explained the history of his illness to the team and spoke of how excited he was to be involved with the Rams.

Jonah led the team breakdown and the four captains led Jonah to his locker, which was full of Fordham football gear, including t-shirts, sweatshirts, hats and a signed foot-



Jonah Shainberg at his locker with the 2013 Fordham captains: Steven Tapia, Jake Rodriques, Carlton Koonce and Ian Williams.

ball.

While the players showered for dinner, Jonah went to the football offices where Moorhead spent time showing him how the Rams break down film from the games for the coaches.

Following an interview with News 12 Bronx, Jonah was escorted by the captains to The Marketplace for dinner.

Jonah, a student at The Child School on Randall's Island, was diagnosed with a brain tumor six years ago and underwent numerous treatments for two years. The tumor caused Jonah to suffer a stroke, which left the right side of his body weakened. He is undergoing therapy to regain control of his right side.

"This was a tremendous honor for our team," said Moorhead. "We are thrilled to be able to add a person like Jonah to

our roster. He has been through so much in life and maintains such a positive attitude. We are looking forward to having him with us in meetings and on the sidelines and will look to him for inspiration as the year goes on."

The Friends of Jaclyn Foundation, a 501(c)(3), non-profit, charitable organization that improves the quality of life for children suffering with pediatric brain tumors and their families. FOJ is all about love, support, and friendship. FOJ matches a child with a college or high school sports team based on geographic location. Once the team and child have been matched,

there is a ceremonial adoption. The child is surrounded by 20 or 30 new friends that rally around him or her. A deep bond is formed between the child, the child's family and the sports team. The relationship is a priceless gift. The gift is in the relationship; a child is gaining a loving support network and the team is gaining an insight into the value of life and the power of love. The result of this connection is mutual respect, support, friendship and love.



Assistant Coaches and Support Staff

Andrew Breiner - Head Coach
Jon Wholley - Def. Coor./Linebackers
Tyler Bowen - Off. Coor./Off. Line
Shane Fogarty - Special Teams Coor./RBs
Joe Davis - Pass Game Coor./QBs
Jerrick Hall - Def. Line
Darrell Perkins - Safeties
Ian Pace - Tight Ends
Mark Dupuis - Wide Receivers
Ryan Davis - Cornerbacks
Will Reimann - Outside Linebackers
Nate Pryzbek - Defensive Quality Control
Kevin Reihner - Offensive Quality Control
Patrick Morrissey - ST Quality Control
Greg Marmaros - Dir. of Football Ops
Tim Rehm - Head Strength & Cond.
Joshua Greer - Asst. Strength & Cond.

Vincent Porricelli - Head Athletic Trainer
Dave Zippo - Assoc. Head Athletic Trainer

Game Day Locations

On the field...

Head Coach Andrew Breiner
 Offense: Tyler Bowen, Shane Fogarty
 Defense: Jon Wholley, Jerrick Hall

In the booth...

Offense: Joe Davis, Mark Dupuis, Ian Pace
 Defense: Ryan Davis, Darrell Perkins, Will Reimann

THE FORDHAM AX

As the Fordham Rams take the field on game day you'll notice that one of the players will be carrying an ax, a prop that former head coach Joe Moorhead uses to motivate the troops. The ax, first brought out in his first season at Fordham, is there to remind the players that when Abraham Lincoln was asked if he was given six hours to chop down a tree what would he do and he responded that he would spend the first five hours sharpening the ax. It's to show the players that preparation is as important as execution.



EDMONDS CHASING THE FORDHAM RUSHING RECORDS

- Fordham junior running back **Chase Edmonds** is already second on the Fordham career rushing yards and career rushing touchdown lists.
- He needs 906 rushing yards to tie Kirwin Watson's career rushing record of 4,617 yards and three rushing scores to tie Watson's career mark of 48.
- Edmonds** has the top two single season rushing marks, setting the school record with 1,838 as a rookie in 2014 and then rushing for 1,648 last season.
- Edmonds** also has the two best rushing touchdowns seasons for the Rams, scoring 23 times as a freshman and 20 times on the ground last fall.
- Edmonds's Patriot League record 347-yard rushing performance vs. Lehigh in 2015 was his fifth career 200-yard game, tops all-time at Fordham, while he also has 17 career 100-yard games.

Career Rushing Yards

4617....	Kirwin Watson.....	2000-03
3711....	Chase Edmonds.....	2014-
3382....	Carlton Koonce.....	2010-13
3246....	Chip Kron.....	1983-86
2990....	Xavier Martin.....	2007-10
2691....	Pierre Davis.....	1974-77
2448....	Rick Hollawell.....	1986-89
2264....	Juan Pacheco.....	1977-80
2004....	James Prydatko.....	2002-07

Career Rushing Touchdowns

48.....	Kirwin Watson.....	2000-03
45.....	Chase Edmonds.....	2014-
31.....	Rick Hollawell.....	1986-89
29.....	Chip Kron.....	1983-86
27.....	Dennis DeMeo.....	1973-76
26.....	Carlton Koonce.....	2010-13
25.....	Xavier Martin.....	2007-10
24.....	Pierre Davis.....	1974-77



points.

- Redd now has 52 career PATs, good for eighth on the Fordham career list.

FORDHAM IS WINNINGEST NYC FOOTBALL TEAM

- No New York area football team has won more games since 2012 than Fordham, who has amassed 39 victories over that stretch.
- The closest collegiate competitors are Sacred Heart, who has 30 wins over that period, and Rutgers with 29, while the NFL's Giants have 29 and the Jets 28.

FORDHAM ONE OF 4 FCS TEAMS WITH 2 FBS WINS SINCE 2013

- The Fordham University Rams are one of four NCAA FCS teams to have two wins over an FBS opponent since 2013, joining North Dakota State (who has four FCS wins over that span), Bethune-Cookman and Portland State.
- The Rams were also one of eight to have a win over an NCAA FBS school in 2015.

RANKED RAMS

- In the latest NCAA FCS polls, the Fordham Rams received votes in both the STATS NCAA FCS and NCAA FCS Coaches poll.
- Rams had been ranked in the top 25 for 44 straight weeks prior to the September 12 poll.
- Fordham started the run following its win over Temple on September 14, 2012 (the Rams started receiving votes the previous week when they knocked off #8 Villanova).

BY THE NUMBERS

3

Patriot League Titles
(2002, 2007, 2014)

3

Academic All-Americans over the
past three years (Brett Biestek in 2013;
Biestek and Dan Light in 2014)

5

NCAA FCS Championship
Appearances
(2002, 2007, 2013, 2014, 2015)

10

Number of Fordham All-Patriot
League selections in 2015

18

Number of Fordham All-Patriot
League selections in 2014,
a league record

24

Home wins for the Rams since 2012,
third most of any NCAA FCS team

28

Number of Rams named to the 2015
Patriot League Academic Honor Roll

39

Wins over the past three years, the
most of any New York City area team

1,838

Chase Edmonds' single season
school record rushing total set in 2014

6 - Fordham University Football Game Notes

Did You Know?

Fordham Appeared in the First Televised College Football Game 76 Years Ago



On September 30, 1939, Fordham hosted Waynesburg College at Triboro Stadium on Randall's Island. The game was the season opener for the Rams, who beat Waynesburg, 34-7. Announcer Bill Stern called the contest over station W2XBS (now WNBC) as a demonstration of this new medium at the World's Fair. Two iconoscope cameras, which had just been patented by RCA, were used to televise the game with the images being sent to a relay station 10 miles from the stadium and then, by cable, to the top of the Empire State Building, where a large transmitter broadcast the game to the lucky few who owned a television in those days. A top-of-the-line set in 1939, a Clifton, sold for about \$600.

Notable Fordham players who appeared in the game include Len Eshmont and Dominic Principe, who went on to play in the professional ranks, as well as Ralph Friegden, father of former Maryland head coach Ralph Friedgen, who scored twice in the game and Donald Lambeau - son of Green Bay Packer legend Earl Louis "Curly" Lambeau.

KEVIN ANDERSON CLIMBING RECORD BOOK

- Senior quarterback **Kevin Anderson** threw for 3,183 yards last year, the fourth best single season in school history, in his first year as a starter.
- His 527 passing yards so far in 2016 brings his career mark to 3,710, eighth best in school history.
- Anderson also threw 32 scoring strikes last year, the second best single season in Fordham history, and now has 37 for his career, fourth best all-time at Fordham.
- Anderson entered the 2015 season having never attempted a pass in a college game.



ODOM SETS TIGHT END MARK

- Last year, senior tight end **Phazahn Odom's** hauled in seven touchdown passes, setting a new school mark for tight ends in a season.
- He broke the record of six set by Stephen Skelton in 2009 and matched by Dan Light in 2013.
- Odom also became the first Fordham tight end to lead the team in receptions and receiving yards in a season.
- Over his career, Odom now has eight touchdown catches, third most by a tight end in school history behind Skelton (10) and Light (9).

FORDHAM'S IRON MEN

- Senior linebacker **George Dawson** and senior punter **Joe Pavlik** have appeared in every game at Fordham since arriving as freshmen in 2013 (42 games).
- They are looking to become the Fordham career leaders in games played. The currently record is 47, set by Javarus Dudley (2000-03) and matched by Joe Sullivan (2011-14).



THE FORDHAM CAPTAINS

- Fordham will be represented by three captains in 2016: senior quarterback **Kevin Anderson**, senior linebacker **George Dawson** and senior punter **Joe Pavlik**.

BY THE NUMBERS II

0

Number of back-to-back losses for the Rams since 2012

2

Number of Fordham wins over NCAA FBS schools since 2013 (the Rams are one of four NCAA FCS schools with two NCAA FBS wins over that period)

7

Touchdown passes caught last year by Phazahn Odom, a school record for a tight end

10

Liberty Cup wins for the Rams over Columbia

21

Number of times the Rams scored 40 points or more since 2012

24

Home wins since 2012 (fourth most of any NCAA FCS team)

43

Chase Edmonds' career rushing touchdowns, second best all-time at Fordham

3,740


Chase Edmonds' career rushing yards, second best all-time at Fordham

ANDERSON CLIMBING CAREER PASSING LISTS

• Despite having played in only 17 career games, senior quarterback **Kevin Anderson** is already in the top eight on the Fordham career passing yards and passing touchdown lists.

• Anderson's 225 passing yards against at Elizabeth City brings his career total to 3,740, eighth on the Fordham career passing yards list while he has 37 passing touchdowns in his career, fourth most in school history.

• Anderson's 302 passing yards against Navy was Anderson's sixth career 300-yard game, tying him for third most in Fordham history.



Career Passing Yards

9923.....	John Skelton.....	2006-09
8084.....	Mike Nebrich.....	2012-14
6112.....	Kevin Eakin.....	2000-03
5925.....	Joe Moorhead.....	1992-95
5393.....	Ryan Higgins.....	2009-12
4247.....	Roger Franz.....	1951-53
3879.....	Gary Brennan.....	1988-91
3740.....	Kevin Anderson.....	2015-
3496.....	Mark Carney.....	1998-01
3174.....	Steve O'Hare.....	1997-98

Career Passing Touchdowns

69.....	John Skelton.....	2006-09
66.....	Mike Nebrich.....	2012-14
45.....	Kevin Eakin.....	2000-03
37.....	Kevin Anderson.....	2015-
32.....	Mark Carney.....	1998-01
31.....	Dick Doheny.....	1948-50
30.....	Joe Moorhead.....	1992-95
30.....	Derric Daniels.....	2004-06
28.....	Steve O'Hare.....	1997-98

• Anderson and Dawson are serving as a captain for the second straight year.

SPREADING THE WEALTH

• After graduating the top five pass catchers from 2014, the 2015 Rams didn't know where the receptions would come from.

• The answer was receiver by committee as 12 different receivers had at least one catch in 2015, five of those true freshmen.

• More so, five receivers had between 31 and 37 catches on the year.

• The entire 2015 receiving corps had totaled just 43 catches in 2014.

• Here are the top seven receivers compared to the 2014 season.

Receiver	2014			2015		
	Recpt.	Rec. Yards	TDs	Recpt.	Rec. Yards	TDs
Phazahn Odom	5	56	0	37	492	7
Corey Caddle*	-	-	-	36	466	5
Austin Longi*	-	-	-	34	463	6
Robbie Cantelli	2	37	1	32	472	1
Chase Edmonds	19	121	1	31	383	5
Jonathan Lumley*	-	-	-	19	263	3
Jordan Allen*	-	-	-	17	322	1

* - 2015 Freshman

THIS IS FORTY

• Fordham scored more than 40 points once in 2016, in five of the 12 games in 2015 and 21 times since 2012.

• The 83 points scored by the Rams against Elizabeth City State on September 10 was a Patriot League record.

• The Rams scored 154 points over a three game stretch last fall (48 at Penn, 47 versus Holy Cross and the 59 against Lehigh), the highest three-game total in school history.

• The Rams won three straight games in 2015 despite surrendering 40 points or more in each (48-45 over Penn, 47-41 over Holy Cross and 59-52 versus Lehigh) prior to the

RECORD BREAKDOWN

Current Streak Won 1
 Current Home Streak Won 6
 Current Road Streak Lost 2
 Last Win 83-21 vs. ECSU (9/10/16)
 Last Road Win.. 38-31 at Georgetown (11/14/15)
 Last Loss 52-16 at Navy (9/3/16)
 Last Road Loss..... 52-16 at Navy (9/3/16)

Home 1-0
 Away 0-1
 Natural Grass 0-0
 Artificial Turf 1-1
 vs. Ranked Opponents..... 0-0

Leading at Halftime 1-0
 Trailing at Halftime 0-1
 Tied at Halftime 0-0

Scoring First 1-0
 Opponent Scoring First 0-1
 Score < 20 Points..... 0-1
 Score 20+ Points..... 0-0
 Score 30+ Points..... 0-0
 Score 40+ Points..... 1-0
 Opponent Scores < 20 Points..... 0-0
 Opponent Scores 20+ Points..... 1-0
 Opponent Scores 30+ Points..... 0-0
 Opponent Scores 40+ Points..... 0-1

Gain < 20 First Downs..... 0-0
 Gain 20+ First Downs 1-1
 Opponent Gains < 20 First Downs 1-1
 Opponent Gains 20+ First Downs 0-0

More Rushing Yards than Opponent..... 1-0
 Fewer Rushing Yards than Opponent 0-1
 Rush for <100 Yards..... 0-0
 Rush for 100+ Yards..... 1-1
 Opponent Rushes for < 100 Yards..... 0-0
 Opponent Rush for 100+ Yards 1-1

More Passing Yards than Opponent..... 1-1
 Fewer Passing Yards than Opponent 0-0
 Pass for < 200 Yards 0-1
 Pass for 200+ Yards 1-0
 Opponent Pass for < 200 Yards 1-1
 Opponent Pass for 200+ Yards 0-0

More Total Yards than Opponent 1-0
 Fewer Total Yards than Opponent 0-1
 Gain < 300 Total Yards 0-0
 Gain 300+ Total Yards 1-1
 Opponent Gain < 300 Total Yards..... 1-0
 Opponent Gain 300+ Total Yards..... 0-1

Commit No Turnovers 0-0
 Commit < 3 Turnovers..... 1-1
 Commit 3+ Turnovers..... 0-0
 Force < 3 Turnovers..... 0-0
 Force 3+ Turnovers 0-0

Commit <6 Penalties 1-1
 Commit 6+ Penalties 0-0

3rd Down % < 25%..... 0-0
 3rd Down % 25-49% 1-1
 3rd Down % 50+% 0-0
 Opponent 3rd Down % < 25% 0-0
 Opponent 3rd Down % 25-49% 1-0
 Opponent 3rd Down % 50+%..... 0-1

Penn game the last time it happened was a 49-40 win over Georgetown in 1998).

TAKE IT AWAY

- The 2015 Fordham Rams were adept at forcing turnovers, ranking fifth in turnover margin (1.18) and seventh in the NCAA FCS in turnovers gained (28), including five in the win over Lehigh on October 24 (four interceptions and one fumble recovery).
- Included in the 28 takeaways were 16 interceptions, 12th best in the NCAA FCS.
- The Rams have continued their success with turnovers, ranking first in the Patriot League in turnover margin (3.00) and turnovers gained (8)
- Nationally the Rams are third in turnover margin and ninth in turnovers gained.

NO EXPERIENCE – NO PROBLEM

- The Fordham Rams entered the 2015 season opener at Army West Point without a quarterback on the roster who had attempted a pass in a college game (the lone player to have attempted a pass in a college game was punter **Joe Pavlik**, who threw a touchdown pass to Marc DeSisto in the 2014 Army game). But not to worry. **Kevin Anderson** completed 15 of 23 passes for 322 yards in the 37-35 win.
- On the season, Anderson completed 229 of 342 passes for 3,183 yards and 32 touchdowns and he rushed 158 times for 341 yards and one score. He led the Patriot League and was third in NCAA FCS in passing efficiency (170.2), is second in Patriot League, and eleventh in the NCAA FCS in total offense (293.7) and he was second in the league

The Preseason Prognosticators

2016 Patriot League Coaches/SIDs Poll

Team Points (First Place Votes)

1. Colgate 70 (10)
2. **Fordham..... 63 (3)**
- t3. Holy Cross 47
- t3. Lehigh 47
5. Bucknell 31
6. Lafayette 19
7. Georgetown 17



Preseason Players of the Year

Offensive: Chase Edmonds, Jr., RB, Fordham

Defensive: Kyle Diener, LB, Colgate (Sr.)

2016 Patriot League Football Preseason All-League Team

Offense

QB Peter Pujals, Holy Cross (Sr.)
RB Chase Edmonds, Fordham (Jr.)
 RB James Holland, Colgate (Jr.)
 FB/HB Matt Buckman, Georgetown (Sr.)
 WR Will Carter, Bucknell (Sr.)
 WR Brendan Flaherty, Holy Cross (Sr.)
 WR Troy Pelletier, Lehigh (Jr.)
TE Phazahn Odom, Fordham (Gr.)
OL Anthony Coyle, Fordham (Jr.)
 OL Jordi Dalmau, Colgate (Sr.)
 OL Julie'n Davenport, Bucknell (Sr.)
 OL Zach Duffy, Lehigh (Sr.)
 OL Tim O'Hara, Lehigh (Jr.)

Defense

DL Pat Afriyie, Colgate (Jr.)
 DL Abdullah Anderson, Bucknell (Jr.)
 DL Dewayne Cameron, Holy Cross (Sr.)
 DL Ben Schumacher, Bucknell (Sr.)
 LB Colton Caslow, Lehigh (Sr.)
 LB Kyle Diener, Colgate (Sr.)
 LB Mark Pyles, Bucknell (Jr.)
 LB Ben Richard, Bucknell (Jr.)
LB Niko Thorpe, Fordham (Jr.)
 DB Luke Ford, Holy Cross (Sr.)
 DB Chris Morgan, Colgate (Sr.)
 DB Alim Muhammad, Holy Cross (Jr.)
DB Jihaad Pretlow, Fordham (Sr.)

Special Teams

PK Henry Darmstadter, Georgetown (Sr.)
 P Alex Pechin, Bucknell (So.)
RS Jihaad Pretlow, Fordham (Sr.)
 Non-Specialist Player Jethro Francois, Georgetown (So.)

BY THE NUMBERS III

16

Number of Fordham wins over
Patriot League opponents
over the past three years

18

Number of returning starters
in 2016 for the Rams

25

Touchdowns scored by Chase
Edmonds in 2015, a school record

32

Touchdown passes thrown by Kevin
Anderson in 2015, the second best
single season in school history

150

Points scored by Chase Edmonds
in 2015, a school record

347

Number of rushing yards for
Chase Edmonds against Lehigh in
2014, a Fordham and
Patriot League record

403

Number of all-purpose yards for
Chase Edmonds against Lehigh in
2014, a Fordham and
Patriot League record

28, 33, 40

Retired Fordham football numbers:
28 - Bill Tierney
33 - Connie Murphy
40 - Vince Lombardi

Roddy Roche a Perfect Match

Don't blame Fordham University football student-athlete Roddy Roche if he starts playing the lottery. He has already beaten some long odds... as a bone marrow donor. Roche was selected from over nine million bone marrow registry members to donate his bone marrow to a 60-year old woman who is suffering from cancer last December.

Roche started the process by registering at annual Fordham football "Be the Match" registry in April of 2014. He completed a quick registration form and then submitted a swab of cheek cells using a cotton swab to determine tissue type and his results were stored in a database, awaiting a match.

"Everyone on the team was registering and we were encouraging others to register too," said Roche. "I had no idea that I would be a match and get a phone call about helping to save someone's life."

The call for Roche came in August, at the beginning of the football season. Roche was asked to submit to further testing to determine if he would be compatible with the person in need, with the odds still being about one in ten for Roche being a perfect match.

In September, Roche got the call that would change his life. He was told that he was a match for someone in need of bone marrow. Even though it was in the middle of another successful football season, Roche didn't hesitate when asked to donate, even if it meant he would have to miss football activities for a period of time.

"When I got the call and heard the other person say 'thank you for your donation, you are a match' a lot went through my head," said Roche. "But it wasn't very difficult to agree to do it, knowing that I could help someone in need."

The original plan was to have Roche donate in October but he received a phone call that the recipient had taken ill and they would have to delay the procedure. A few weeks before Thanksgiving, Roche was told that the donation was a go and on November 30, he started a four-day stretch in which he received shots in his arm and abdomen to prepare his marrow for donation. Then on December 3, he went to a blood center in Manhattan for the five-hour process.

"It was relatively painless," said Roche. "They hook you up to a machine that removes your blood and separates out the marrow before returning the rest of the blood back into your other arm. The toughest part of the whole process was having to sit completely still the entire time."

Roche was told that the recipient is now his "blood sister", and that they both now have the same type of blood and genetic traits. "They told me that if I was allergic to anything that the recipient would now also be allergic to the same thing," commented Roche, who also noted that he has no known allergies.



and 12th in the NCAA FCS in passing yards per game (265.3) as well as being third in the NCAA FCS in passing touchdowns (32).

- It wasn't just quarterback where the Rams lacked experience heading into the 2015 opener. Fordham also did not have a player on the roster who had attempted a field goal or extra point in a college game. Not to worry. **Makay Redd** was two-for-two in field goals, hitting one for 22 and one for 27 yards, and three-for-three in PATs.
- On the season, Redd connected on eight of his 12 field goal attempts, including a 54-yarder – one yard shy of the school record, and 40 of 44 PATs and he averaged 59.7 yards/kickoff to earn First Team All-Patriot League honors.

FORMER RAMS IN THE NFL

- As of September 5, 2016, two former Rams are currently on NFL rosters:
- Defensive back **Isa Abdul Quddus** is starting his first year with the Miami Dolphins after playing the past two seasons in Detroit. He originally signed as a free agent with the New Orleans Saints in 2011 and spent three years with the Saints.
- Placekicker **Patrick Murray** is on the Cleveland Browns roster. He signed as a free agent with the Tampa Bay Bucs in 2014, connecting on 20 of 24 field goals attempts, before missing the 2015 season with an injury.
- Additionally, wide receiver **Greg Wilson** is a member of



BY THE NUMBERS IV

2

Number of Fordham alums playing in the NFL (Safety Isa Abdul Qudus with the Miami Dolphins and kicker Patrick Murray with the Cleveland Browns)

6

Career 300-yard passing games for Kevin Anderson, tied for third most in school history

8

Career touchdown passes caught by Phazahn Odom, third most in a career for a Fordham tight end

11

School and Patriot League record for PATs set by Makay Redd in the win over Elizabeth City State on Sept. 10

18

Career 100-yard rushing games for Chase Edmonds, a school record

83

NSchool and Patriot League record for points scored in the win over Elizabeth City State on Sept. 10

393

School record rushing yards gained in the win over Elizabeth City State on Sept. 10

the Calgary Stampeders of the CFL. He was also a member of the Denver Broncos in 2014.

NFL CONNECTIONS

- Three members of the 2016 Fordham University football squad have connections to the NFL:
- Senior defensive lineman **Josh Klecko's** father, Joe, played for eleven years with the New York Jets, while his brother, Dan, won three Super Bowl titles, two with the New England Patriots (2004 and 2005) and one with the Indianapolis Colts (2007).
- Freshman **Jeff Ginn, Jr.'s** cousin, Ted Ginn, Jr., is a member of the Carolina Panthers.
- Sophomore **Dylan Mabin's** brother, Jordan, played for the San Diego Chargers last year.

RAMS IN CONFERENCE PLAY

- Fordham is 16-2 against Patriot League opponents over the past four years (the Rams were 5-1 last year, a perfect 6-0 in 2015 and 5-1 in 2013, though the games in 2013 did not count in the league standings).

RAMS IN NON-CONFERENCE PLAY

- Over the past three years the Fordham Rams are 18-6 in non-conference play (not including the five NCAA FCS Championship games).
- In 2013 the Rams were unbeaten against non-conference opponents with a perfect 6-0 record, the most non-conference victories for the Rams since the 2003 squad won five non-conference games.

SPEED

- The Rams have a new credo for 2016 which is SPEED.
- SPEED is an acronym from head coach Andrew Breiner for "Superior Preparation plus Effort and Execution will result in Domination."



WHAT'S NEXT?

- The Rams travel to West Long Branch, N.J., to face the Monmouth University Hawks on Kessler Field at Monmouth Stadium on Saturday, October 1 at 1:00 p.m.

2015 WEEKLY AWARD WINNERS

Makay Redd

Patriot League Special Teams Player of the Week (9/5)

D'Angelo Palladino

Patriot League Rookie of the Week (9/12)





2016 FORDHAM DEPTH CHART

(vs. Penn - 9/24/16)



OFFENSE

QB	14	Kevin Anderson (Sr., 6-2, 215)
	7	Luke Medlock (Jr., 6-1, 208)
RB	22	Chase Edmonds (Jr., 5-9, 205)
	3	Kendall Pearcey (Sr., 5-10, 200)
X	9	Jorge Solano (Sr., 5-9, 184)
or	13	Jonathan Lumley (So., 6-4, 187)
Z	26	Robbie Cantelli (Sr., 6-0, 193)
or	25	Jordan Allen (So., 6-2, 192)
H	2	Corey Caddle (So., 5-9, 168) or
or	5	Austin Longi (So., 5-8, 150)
TE	15	Phazahn Odom (Sr., 6-8, 250)
	1	Isaiah Searight (So., 6-4, 242)
RT	65	Sam Marlin (Sr., 6-8, 297) or
	71	Garrett Donaldson (Jr., 6-5, 279)
RG	74	Zack Johnson (Sr., 6-5, 290)
	54	John Boyd (Sr., 6-5, 270)
C	58	Ben Hartman (Jr., 6-5, 289)
	79	Dominic Lombard (So., 6-5, 288)
LG	72	Erik McCauley (Sr., 6-4, 295)
	79	Dominic Lombard (So., 6-5, 288)
LT	78	Anthony Coyle (Jr., 6-5, 297)
	64	Anthony Solano (Fr., 6-5, 275)

DEFENSE

END	48	Brandon Weir (Sr., 6-3, 238)
	43	JM Nocket (So., 6-4, 220)
T	91	Justin Vaughn (Sr., 6-5, 287)
	99	Erik Rottsolk (So., 6-6, 263)
T	67	Nick Angeli (Jr., 6-1, 286)
	51	Michael Ware (Fr., 6-4, 221)
END	57	Ty Green (Jr., 6-4, 261)
	59	Jonathan Dimon (Jr., 6-0, 234)
WILL	7	Noah Fitzgerald (So., 6-0, 212)
	29	Jarod Vyent (So., 6-3, 204)
MIKE	42	David Barletta (Sr., 6-4, 227)
	52	Brett Lambert (Sr., 6-1, 220)
SAM	6	George Dawson (Sr., 6-2, 224)
	44	Max Roberts (Fr., 6-1, 222)
CB	24	Jihaad Pretlow (Sr., 5-11, 195)
	23	Marcus Fulmore (Sr., 5-9, 194)
FS	31	Caleb Ham (Jr., 6-1, 192)
	34	Tyler Long (So., 6-2, 203)
RS	35	Antonio Jackson (So., 6-2, 183)
	14	Lawrence Menyah (So., 6-2, 201)
CB	8	Dylan Mabin (So., 6-1, 185)
	46	Jesse Bramble (Fr., 6-0, 180) or
	30	James Biggs-Frazier (So., 5-9, 181)

SPECIAL TEAMS

P	19	Joe Pavlik (Sr., 5-11, 181)
	97	Alejandro Cardenas (Jr., 5-10, 185)
PK	17	Makay Redd (Sr., 6-0, 225)
	97	Alejandro Cardenas (Jr., 5-10, 185)
LSNP	85	James Orfini (Jr., 6-5, 200)
	93	Robert Carlyle (Sr., 6-1, 211)

HOLD	19	Joe Pavlik (Sr., 5-11, 190)
	7	Luke Medlock (Jr., 6-1, 208)
KO	24	Jihaad Pretlow (Sr., 5-11, 195)
RET	31	Caleb Ham (Jr., 6-1, 192)
PUNT	2	Corey Caddle (So., 5-9, 168)
RET	9	Jorge Solano (Sr., 5-9, 184)

Fordham 2016 Preseason Honors

STATS FCS Offensive Player of the Year Watch List

Kevin Anderson, QB
Chase Edmonds, RB

CFPA FCS National Player of the Year Trophy Watch List

Kevin Anderson, QB
Chase Edmonds, RB

Athlon Sports Preseason All-American

Chase Edmonds, RB

2016 STATS FCS Preseason All-America

Chase Edmonds, RB
Phazahn Odom, TE
Jihaad Pretlow, DB

College Sports Madness

2016 Preseason Offensive Player of the Year

Chase Edmonds

College Sports Madness

2016 Preseason All-America Team

Chase Edmonds, RB (First Team)

Patriot League Preseason Offensive Player of the Year

Chase Edmonds

Preseason All-Patriot League

Anthony Coyle, OL
Chase Edmonds, RB
Phazahn Odom, TE
Jihaad Pretlow, DB/RS
Niko Thorpe, LB

College Football Madness

Preseason All-Patriot League Team

Chase Edmonds (Off. Player of the Year & First Team)
Corey Caddle, PR (First Team)
Anthony Coyle, OL (First Team)
Phazahn Odom, TE (First Team)
Makay Redd, PK (First Team)
Jihaad Pretlow, DB & KOR (First Team)
Niko Thorpe, LB (First Team)
John Boyd, OL (Second Team)
Caleb Ham, DB (Second Team)
Ben Hartman, OL (Second Team)
Joe Pavlik, P (Second Team)
Kevin Anderson, QB (Third Team)
Corey Caddle, WR (Third Team)
Marlon Crook, Jr., DL (Third Team)
George Dawson, LB (Third Team)
Austin Longi, WR (Third Team)
Dylan Mabin, DB (Third Team)
Sam Marlin, OL (Third Team)
Justin Vaughn, DL (Third Team)



Chase Edmonds



Jihaad Pretlow



Kevin Anderson

2016 FCS TOP 25 POLLS

STATS, Inc. Top 25 Poll (September 19, 2016)

		2016 Rec.	Pts.	Previous
1	North Dakota State (167)	3-0	4175	1
2	Sam Houston State	2-0	3888	3
3	Jacksonville State	2-1	3793	4
4	Eastern Washington	2-1	3502	8
5	Chattanooga	3-0	3493	6
6	Montana	2-0	3398	7
7	Richmond	2-1	2730	2
8	William & Mary	2-1	2594	13
9	Illinois State	2-1	2390	5
10	Citadel	3-0	2378	15
11	James Madison	2-1	2342	11
12	Charleston Southern	1-2	2335	12
13	Western Illinois	2-0	2119	16
14	UNI	1-2	2099	10
15	South Dakota State	1-2	1499	9
16	Youngstown State	2-1	1254	20
17	Coastal Carolina	2-1	1220	17
18	Eastern Illinois	2-1	1212	NR
19	Villanova	2-1	1171	21
20	Stony Brook	2-1	1124	NR
21	North Carolina A&T	2-1	846	18
22	Albany	3-0	836	25
23	Colgate	1-1	712	23
24	McNeese	1-2	612	14
25	Portland State	1-2	542	19

Others receiving votes: Northern Arizona (407), Cal Poly (383), Harvard (277), Stephen F. Austin (162), Samford (161), Grambling State (155), **Fordham (80)**, Southern Utah (65), Dartmouth (62), Nicholls (45), North Dakota (41), Tennessee State (28), New Hampshire (27), Towson (27), Delaware (18), Eastern Kentucky (13), Wofford (11), Central Arkansas (11), Montana State (9), ETSU (7), Southern Illinois (6), Sacred Heart (6), Alcorn State (4), Missouri State (2), Liberty (2), Indiana State (1), Mercer (1).

FCS Coaches Top 25 Poll (September 19, 2016)

		Pts.	Previous	2016 Rec
1	North Dakota State (26)	650	3-0	1
2	Sam Houston State	605	2-0	3
3	Chattanooga	583	3-0	4
4	Jacksonville State	558	2-1	6
5	Eastern Washington	556	2-1	7
6	Montana	509	2-0	9
7	James Madison	429	2-1	8
8	William & Mary	426	2-1	14
9	Richmond	419	2-1	2
10	The Citadel	372	3-0	15
11	Charleston Southern	368	1-2	12
12	Illinois State	363	2-1	5
13	Western Illinois	326	2-0	16
14	Northern Iowa	310	1-2	11
15	Villanova	250	2-1	18
16	Eastern Illinois	206	2-1	NR
17	Youngstown State	187	2-1	20
18	South Dakota State	184	1-2	10
19	Harvard	127	1-0	22
20	McNeese State	123	1-2	13
21	Colgate	119	1-1	23
22	North Carolina A&T	118	2-1	19
23	Albany	110	3-1	25
24	Stony Brook	109	2-1	NR
25t	Portland State	93	1-2	17
25t	Northern Arizona	93	1-2	24

Others receiving votes: Southern Utah 62, Cal Poly 37, North Dakota 25, Samford 24, Liberty 22, Stephen F. Austin 14, Grambling State 12, Jackson State 11, **Fordham 10**, Wofford 9, Southeast Missouri State 8, Eastern Kentucky 6, Dartmouth 4, Monmouth 3, Tennessee Tech 3, Towson 2, Montana State 2, New Hampshire 1, Delaware 1, Southeastern Louisiana 1.



2016 FORDHAM UNIVERSITY FOOTBALL ROSTER

No.	Name	Cl.	Pos.	Ht.	Wt.	Hometown/High School (Last School)	No.	Name	Cl.	Pos.	Ht.	Wt.	Hometown/High School (Last School)
1	Isaiah Searight	So.	TE	6-4	242	Tinton Falls, N.J. / Monmouth Regional	46	Jesse Bramble	Fr.	DB	6-0	180	Staten Island, N.Y./Tottenville
1	Jonah Shainberg	Sr.	QB	5-0	110	New York, N.Y. / The Child School	47	Jordan Burg	Fr.	DB	5-11	194	Beverly Hills, Calif. / Winward School
2	Corey Caddle	So.	WR	5-9	168	Jersey City, N.J. / Saint Peter's Prep	48	Brandon Weir	Sr.	DL	6-3	238	Poughkeepsie, N.Y. / Poughkeepsie
3	Kendall Pearcey	Sr.	RB	5-10	200	Lutz, Fla. / Steinbrenner	49	Kyle Facibene	So.	K	6-0	202	Roslyn, N.Y. / St. Anthony's
4	Noah Nix	So.	WR	5-10	183	Atlanta, Ga. / The Westminster School	50	Tristan Nevotne	So.	OL	6-2	285	Hinsdale, Ill. / Hinsdale Central
5	Austin Longi	So.	WR	5-8	150	Stamford, Conn. / Greenwich	51	Michael Ware	Fr.	DL	6-4	281	Allison Park, Pa./Shady Side Academy
6	George Dawson	Sr.	LB	6-2	224	Bronx, N.Y. / Cardinal Hayes	52	Brett Lambert	Sr.	LB	6-1	220	Holmdel, N.J. / Holmdel
7	Noah Fitzgerald	So.	LB	6-0	212	Glen Burnie, Md. / Old Mill	53	Chris Geissler	So.	LB	6-0	220	Scotch Plains, N.J. / Saint Peters Prep
7	Luke Medlock	Jr.	QB	6-1	208	Jacksonville, Fla. / Fletcher (FIU)	54	John Boyd	Sr.	OL	6-5	270	El Cajon, Calif. / Valhalla (SW Col.)
8	Dylan Mabin	So.	DB	6-1	185	Macedonia, Ohio / Nordonia	55	Emmanuel Adeyeye	Sr.	DL	6-5	296	Malverne, N.Y. / Malverne
9	Jorge Solano	Sr.	WR	5-9	184	Coral Springs, Fla. / Coral Springs Charter	56	John O'Boyle	Jr.	DL	6-2	252	Scranton, Pa. / Scranton Prep
10	Andrew Force	So.	TE	6-3	220	Berwick, Pa. / Berwick Area	57	Ty Green	Jr.	DL	6-4	261	Ashland, Ohio / Ashland
11	Kyvaune Brammer	Sr.	LB	6-3	206	Brooklyn, N.Y. / Brooklyn Tech	58	Ben Hartman	Jr.	OL	6-5	289	Del Rio, Texas / Del Rio
12	Colton Smith	So.	QB	6-1	195	Sandy Hook, Conn. / Fairfield Prep	59	Jonathan Dimon	Jr.	DL	6-0	234	Florence, N.J. / Notre Dame
13	Jonathan Lumley	So.	WR	6-4	187	Roslindale, Mass. / St. George's	60	Charlie Murray	So.	OL	6-5	297	Wilmette, Ill. / Loyola Academy
14	Kevin Anderson	Sr.	QB	6-2	215	Boca Raton, Fla. / Boca Raton (Marshall)	61	Marcel Deya	Fr.	OL	6-4	298	Manassas, Va. / Stonewall Jackson
14	Lawrence Menyah	So.	DB	6-2	201	Bronx, N.Y. / Brooklyn Tech	62	Alex Hall	Fr.	OL	6-6	281	Louisville, Ohio/Louisville
15	Phazahn Odom	Sr.	TE	6-8	250	Barnwell, S.C. / Barnwell	64	Anthony Solano	Fr.	OL	6-5	275	Harlem, N.Y./Choate Rosemary Hall
16	Andrew Prince	So.	WR	6-2	178	Boynton Beach, Fla. / Palm Beach Gardens	65	Sam Marlin	Sr.	OL	6-8	297	Harrisburg, Pa. / Mechanicsburg
17	Makay Redd	Sr.	K	6-1	210	Alamo, Calif. / Monte Vista	66	Charlie Credendino	Sr.	OL	6-3	313	Harrison, N.Y. / Harrison
17	Clayton Welsh	Jr.	QB	6-2	194	Portland, Ore. / Sunset	67	Nick Angeli	Jr.	DL	6-1	286	Westfield, N.J. / Saint Peter's Prep
18	Jalen Ollie	So.	QB	6-0	193	Glastonbury, Conn. / Avon Old Farms HS	68	Alex Washington	Sr.	DL	6-1	297	Columbus, Ohio / St. Francis De Sales
18	Niko Thorpe	Jr.	LB	5-10	230	Pittsburgh, Pa. / Central Catholic	69	Matt D'Andrea	Fr.	DL	6-1	260	Scranton, Pa. / Scranton Prep
19	Jeff Ginn, Jr.	Fr.	DB	6-2	205	Cleveland, Ohio/Ginn Academy/Glenville	70	Kyle Vaughn	Sr.	OL	6-4	255	Westport, Conn. / Staples
19	Joe Pavlik	Sr.	P	5-11	181	Chicago, Ill. / Mount Carmel	71	Garrett Donaldson	Jr.	OL	6-5	279	N. Palm Beach, Fla. / Benjamin School
20	James Biggs-Frazier	So.	DB	5-9	180	Philadelphia, Pa. / William Penn Charter	72	Erik McCauley	Sr.	OL	6-4	295	Shelby, N.C. / Shelby
21	Jarred Brevard	Jr.	RB	5-8	180	Pittsburgh, Pa. / Shady Side Academy	73	Josh Klecko	Sr.	DL	6-2	265	Red Bank, N.J. / Red Bank Cath. (Rutgers)
22	Chase Edmonds	Jr.	RB	5-9	205	Harrisburg, Pa. / Central Dauphin East	74	Zack Johnson	Sr.	OL	6-5	290	Bellerose Village, N.Y. / Chaminade
23	Marcus Fulmore	Sr.	DB	5-9	194	Burlington, N.J. / The Pennington School	75	Tony Fox	Jr.	DL	6-2	291	Fairfield, Conn. / Fairfield College Prep
24	Jihaad Pretlow	Sr.	DB	5-11	195	Elizabeth, N.J. / Blair Academy (Temple)	76	Gavin Grewal	Fr.	OL	6-4	285	Durham, N.C./Jordan (Deerfield (Mass.) Aca.)
25	Jordan Allen	So.	WR	6-2	192	Chestnut Hill, Mass. / Thayer Academy	77	Jack Treanor	Sr.	OL	6-3	270	Annapolis, Md. / Severn
26	Robbie Cantelli	Sr.	WR	6-0	193	Holmdel, N.J. / Holmdel	78	Anthony Coyle	Jr.	OL	6-5	297	Staten Island, N.Y. / Tottenville
27	Marcus Hicks	Jr.	DB	5-10	173	Millersville, Md. / Old Mill Senior	79	Dominic Lombard	So.	OL	6-5	288	Palatine, Ill. / William Fremd
29	Jarod Vyent	So.	LB	6-3	204	West Orange, N.J. / West Orange	80	Kyle Cook	So.	LB	5-11	215	Middletown, N.J. / Bergen Catholic
30	Conor Cassidy	Jr.	DB	6-2	205	Wayne, N.J. / Don Bosco Prep	81	Zurab Akirtava	So.	LB	6-2	201	Summit, N.J. / St. George's (R.I.)
31	Caleb Ham	Jr.	DB	6-1	192	McDonough, Ga. / Union Grove	84	Spencer Ferrigan	Jr.	PK	6-4	210	Delmar, N.Y. / Bethlehem Central
32	Bryce Petty	So.	DB	6-1	177	Carrol Stream, Ill. / Bartlett	85	James Orfini	Jr.	TE	6-5	200	Washington, D.C. / Gonzaga College H.S.
34	Tyler Long	So.	DB	6-2	203	New Reigel, Ohio / Tiffin Calvert	86	Dan Halligan	So.	WR	6-1	176	Oradell, N.J. / Bergen Catholic
35	Antonio Jackson	So.	DB	6-2	183	Leesburg, Va. / Loudoun County	87	Luke Arlotto	Sr.	WR	6-0	160	Chapel Hill, N.C. / East Chapel Hill
36	D'Angelo Palladino	Fr.	RB	5-10	184	Ironton, Ohio/Ironton	88	Jonah Isaac	Fr.	WR	5-9	170	Wilmette, Ill. / Loyola Academy
37	Liam Cadman	Jr.	DB	6-2	188	Naperville, Ill. / Benet Academy	91	Justin Vaughn	Sr.	DL	6-5	287	Hamilton, Ontario / Canada Prep
38	Vincent Sansone	Jr.	LB	5-11	214	Cheshire, Conn. / Cheshire (Phillips Exe.)	92	Johnny Piccinich	Fr.	DL	6-4	223	Harrington Park, N.J./Old Tappan
41	Joe Ferrara	So.	WR	6-3	190	Brea, Calif. / Servite	93	Robert Carlyle	Jr.	LS	6-1	211	West Nyack, N.Y. / Clarkstown S. (York)
42	David Barletta	Sr.	LB	6-4	227	New Providence, N.J. / New Providence	95	Marlon Crook, Jr.	Sr.	DL	6-5	240	Forestville, Md. / Bishop McNamara
43	JM Nocket	So.	DL	6-4	220	Wilmington, Del. / Archmere Aca. (DE)	97	Alejandro Cardenas	Jr.	K	5-10	185	Miami Beach, Fla. / Immaculata-La Salle
44	Max Roberts	Fr.	LB	6-1	222	Delaware, Ohio/Del. Hayes (Salisbury)	98	Kevin Coyne	So.	DL	6-3	266	Floral Park, N.Y. / Chaminade
45	Roddy Roche	Sr.	DB	6-3	205	Wantagh NY / Wantagh	99	Erik Rottsolk	So.	DL	6-6	263	Seattle, Wash. / Lakeside

Excuse Me?

Manny Adeyeye	Ad-DEE-ay-yea
Nick Angeli	An-JELL-lee
Kyvaune Brammer	KAY-vahn
Robbie Cantelli	Can-TELL-ee
Alejandro Cardenas	ah-leh-HAHN-dro Car-DANE-as
Lawrence Menyah	MEN-Yah
Jonathan Dimon	DYE-mon
Kyle Facibene	Fac-ee-BEN-ee
Chris Geissler	GUYs-lur
Austin Longi	Lon-GEE
Dylan Mabin	MAY-bin
Lawrence Menyah	Men-YAH
Phazahn Odom	Fay-ZAHN
Kendall Pearcey	PEER-cee
Johnny Piccinich	PICK-a-niche

Jihaad Pretlow	Ja-HAAD
Roddy Roche	Roach
Jorge Solano	Hor-hay Sole-LAN-oh
Brendan Weir	WEAR
Jack Treanor	TRAIN-or
Jarod Vyent	VEE-ent

Roster Breakdown

By Class:

Freshmen.....	9	Juniors.....	23
Sophomores.....	30	Seniors.....	29

THE LAST TIME...

Fordham

shut out an opponent	55-0 vs. Lock Haven, 8-30-12
shut out by an opponent	21-0 vs. Bucknell, 11-12-11
was in a tie game	3-3 vs. Richmond, 10-21-95
scored 40 points	47-41 (ot) vs. Holy Cross, 10-17-15
scored 50 points	59-42, vs. Lehigh, 10-24-15
scored 60 points	60-22 vs. Penn, 10-11-14
scored 70 points	83-21 vs. Elizabeth City State University, 9-10-16*
had an opponent score 40 points	59-42 (w) vs. Lehigh, 10-24-15
had an opponent score 50 points	52-16 at Navy, 9-7-16
had an opponent score 60 points	68-0 at Penn State, 11-2-46
had an opponent score 70 points	75-0 vs. Penn State, 10-11-47
did not commit a turnover	at Colgate, 10-31-15
played an overtime game	vs. Holy Cross, 10-17-15 (47-41 1OT, W)

The Last Time a Fordham Player had ...

30 rushing attempts	by Chase Edmonds (31) vs. Lehigh, 10-24-15
40 rushing attempts	by Xavier Martin (40) vs. Georgetown, 11-15-08
a 60-yard run	by Chase Edmonds (75) vs. Lehigh, 10-24-15
an 80-yard run	by Carlton Koonce (92) at Columbia, 9-22-12
100 yards rushing	by Chase Edmonds (155), D'Angelo Palladino (116), Kendall Pearcey (115) vs. Elizabeth City State, 9-10-16
200 yards rushing	by Chase Edmonds (230) at Penn, 10-10-15
300 yards rushing	by Chase Edmonds (347) vs. Lehigh, 10-24-15*
three rushing touchdowns	by Chase Edmonds vs. Lehigh, 10-24-15
four rushing touchdowns	by Chase Edmonds vs. Holy Cross, 10-17-15
five rushing touchdowns	by Chase Edmonds at Lehigh, 10-25-14
20 completions	by Kevin Anderson (26) at Navy, 9-3-16
30 completions	by Kevin Anderson (34) at Colgate, 10-31-15
200 yards passing	by Kevin Anderson (222) vs. Elizabeth City State, 9-10-16
300 yards passing	by Kevin Anderson (302) at Navy, 9-3-16
400 yards passing	by Mike Nebrich (423) vs. Sacred Heart, 11-29-14
500 yards passing	by Mike Nebrich (566)* vs. Penn, 10-11-14
three touchdown passes	by Mike Nebrich (3) at Army, 11-22-14
four touchdown passes	by Kevin Anderson vs. Elizabeth City State, 9-10-16
five touchdown passes	by Kevin Anderson vs. Monmouth, 9-26-15
six touchdown passes	by Mike Nebrich vs. Penn, 10-11-14
10 or more receptions	by Austin Longi (10) at Colgate, 10-31-15
100 yards receiving	by Austin Longi (107) at Colgate, 10-31-15
200 yards receiving	by Tebucky Jones, Jr. (203) vs. Penn, 10-11-14
two 100-yard receivers	by Brian Wetzel (166) and Tebucky Jones, Jr. (139) vs. Sacred Heart, 11-29-14
three 100-yard receivers	by Jason Caldwell (128), David Moore (141) and Asa Lucas (105) at G'town, 11-21-09
three receiving touchdowns	by Brian Wetzel (3) at Colgate, 11-23-13
a 40-yard field goal	by Makay Redd (42) vs. Elizabeth City State, 9-10-16
a 50-yard field goal	by Makay Redd (54) vs. Monmouth, 9-26-15
three field goals in a game	by Makay Redd at Navy, 9-3-16
six or more extra points	by Makay Redd (11) Elizabeth City State, 9-10-16*
a two-point conversion	by Joe Pavlik (rush) at Army West Point, 9-4-15
a 50-yard punt	by Joe Pavlik (55) vs. Villanova, 9-12-15
a 60-yard punt	by Joe Pavlik (67) vs. Bucknell, 11-7-15
a 70-yard punt	by Patrick Murray (73) at Rhode Island, 9-24-11
10 or more punts	by Anthony DiFino (11) at Albany, 9-11-04
a fumble recovered for touchdown	by Ian Williams (0 yards) vs. Rhode Island, 9-13-14
a fumble returned for touchdown	by Noah Fitzgerald (9 yards) vs. Elizabeth City State, 9-10-16
a punt returned for touchdown	by Brian Wetzel (81) at Colgate, 11-23-13
a kickoff returned for touchdown	by Jihaad Pretlow (87) vs. Holy Cross, 10-17-15
a interception returned for touchdown	by Stephen Hodge (55) at Georgetown, 11-14-15
a blocked punt returned for touchdown	blocked by Dave Scoblick, returned by Lance Peck (10) vs. Towson, 11-1-97
a safety recorded	at Army West Point, 9-4-15 (ball run out of end zone)
a blocked punt	by Brett Biestek and David Conroy, vs. Georgetown, 11-15-14
a blocked field-goal attempt	by Stephen Hodge/JQ Bowers at Lafayette, 10-3-15
a blocked extra-point attempt	vs. Sacred Heart, 11-29-14
a defensive extra point	by Jason Jacobs (87 yard return of PAT) vs. Princeton, 9-28-91

* - School Record

DATE	Navy (3-0)	Elizabeth City State (1-2)	Penn (0-1)	Monmouth (2-1)	Lafayette (2-1, 0-0)	Yale (0-1)	Georgetown (1-0, 0-0)	Lehigh (1-2, 0-0)	Colgate (2-1, 0-0)	Holy Cross (1-2, 0-0)	Bucknell (1-2, 0-0)
Sept. 3	FORDHAM 52-16, W	at Norfolk State 20-12, L		at Lehigh 23-21, W	at Cent. Conn. State 24-10, W		DAVIDSON 38-14, W	MONMOUTH 23-21, L	at Syracuse 33-7, L	at Morgan State 51-24, W	at Marist 26-10, W
Sept. 10	UCONN 28-24, W	at Fordham 83-21, L		at Delaware State 34-20, W	DELAWARE 24-6, L		at Marist 20-17, W	at Villanova 26-21, L	Open	at New Hampshire 39-28, L	at Duquesne 30-19, L
Sept. 17	at Tulane 21-14, W	MOREHOUSE 35-30, W	LEHIGH 49-28, L	at Kent State 27-7, L	at Princeton 35-31, L	COLGATE 55-13, L	Open	at Penn 49-28, W	at Yale 55-13, W	at Albany 45-28, L	CORNELL 24-16, L
Sept. 24	Open	at Johnson C. Smith 4-00 p.m.	at Fordham 1:00 p.m.	CHARLESTON SO. 1:00 p.m.	VILLANOVA 6:00 p.m.	at Cornell TBA	COLUMBIA TBA	PRINCETON 12:30 p.m.	at Richmond 3:30 p.m.	DARTMOUTH TBA	VMI 3:00 p.m.
Oct. 1	at Air Force 3:30 p.m.	SHAW 1:00 p.m.	at Dartmouth TBA	FORDHAM 1:00 p.m.	HOLY CROSS 3:30 p.m.	LEHIGH TBA	at Harvard TBA (Sept. 30)	at Yale TBA	CORNELL 1:00 p.m.	at Lafayette 3:30 p.m.	Open
Oct. 8	HOUSTON 3:00 p.m.	at Virginia St. 2:00 p.m.	CENT. CONN. STATE TBA	at Howard 1:00 p.m.	at Fordham 1:00 p.m.	DARTMOUTH TBA	PRINCETON TBA	COLGATE 12:30 p.m.	at Lehigh 12:30 p.m.	BUCKNELL TBA	at Holy Cross 1:00 p.m.
Oct. 15	at East Carolina 7:30 p.m.	at Lincoln 1:00 p.m.	COLUMBIA TBA	at Presbyterian 7:00 p.m.	at Army 12:00 p.m.	at Fordham 1:00 p.m.	LEHIGH TBA	at Georgetown TBA	at Bucknell 1:00 p.m.	at Harvard TBA	COLGATE 1:00 p.m.
Oct. 22	MEMPHIS 3:30 p.m.	CHOWAN 1:00 p.m.	at Yale TBA	at Liberty 3:30 p.m.	at Bucknell 1:00 p.m.	PENN TBA	at Fordham 1:00 p.m.	at Holy Cross 12:30 p.m.	Open	LEHIGH TBA	LAFAYETTE 1:00 p.m.
Oct. 29	at South Florida 7:00 p.m. (Oct. 27)	VIRGINIA UNION 1:00 p.m.	BROWN TBA	KENNESAW STATE 1:00 p.m.	GEORGETOWN 12:30 p.m.	at Columbia 12:30 p.m.	at Lafayette TBA	FORDHAM 12:30 p.m.	HOLY CROSS 1:00 p.m.	at Colgate 1:00 p.m.	at Charleston So. TBA
Nov. 5	Notre Dame 11:30 a.m.	at Bowie State 1:00 p.m.	at Princeton TBA	at Coastal Carolina 1:00 p.m.	Open	at Brown 12:30 p.m.	HOLY CROSS TBA	BUCKNELL 12:30 p.m.	at Fordham 1:00 p.m.	at Georgetown 1:00 p.m.	at Lehigh 12:30 p.m.
Nov. 12	TULSA 12:00 p.m.		HARVARD TBA	Open	at Colgate 1:00 p.m.	PRINCETON TBA	BUCKNELL TBA	Open	LAFAYETTE 1:00 p.m.	FORDHAM 3:00 p.m.	at Georgetown TBA
Nov. 19	at SMU TBA (Nov. 26)		at Cornell TBA	at Gardner-Webb 1:30 p.m.	LEHIGH 12:30 p.m.	at Harvard 12:00 p.m.	at Colgate TBA	at Lafayette 12:30 p.m.	GEORGETOWN 1:00 p.m.	Open	FORDHAM 12:00 p.m.

vs. Army (Dec. 10)

2016 Fordham Football
Fordham Overall Team Statistics (as of Sep 10, 2016)
All games

Team Statistics	FORDHAM	OPP
SCORING	99	73
Points Per Game	49.5	36.5
Points Off Turnovers	31	14
FIRST DOWNS	53	31
Rushing	25	23
Passing	26	8
Penalty	2	0
RUSHING YARDAGE	555	546
Yards gained rushing	596	612
Yards lost rushing	41	66
Rushing Attempts	90	87
Average Per Rush	6.2	6.3
Average Per Game	277.5	273.0
TDs Rushing	4	8
PASSING YARDAGE	616	224
Comp-Att-Int	46-77-1	16-40-4
Average Per Pass	8.0	5.6
Average Per Catch	13.4	14.0
Average Per Game	308.0	112.0
TDs Passing	6	1
TOTAL OFFENSE	1171	770
Total Plays	167	127
Average Per Play	7.0	6.1
Average Per Game	585.5	385.0
KICK RETURNS: #-Yards	8-108	15-298
PUNT RETURNS: #-Yards	4-53	1-18
INT RETURNS: #-Yards	4-62	1-69
KICK RETURN AVERAGE	13.5	19.9
PUNT RETURN AVERAGE	13.2	18.0
INT RETURN AVERAGE	15.5	69.0
FUMBLES-LOST	1-1	7-4
PENALTIES-Yards	10-60	7-41
Average Per Game	30.0	20.5
PUNTS-Yards	4-157	8-348
Average Per Punt	39.2	43.5
Net punt average	34.8	36.9
KICKOFFS-Yards	19-1165	13-735
Average Per Kick	61.3	56.5
Net kick average	40.4	42.5
TIME OF POSSESSION/Game	31:59	28:01
3RD-DOWN Conversions	13/32	10/24
3rd-Down Pct	41%	42%
4TH-DOWN Conversions	3/9	2/5
4th-Down Pct	33%	40%
SACKS BY-Yards	5-28	4-10
MISC YARDS	0	0
TOUCHDOWNS SCORED	12	10
FIELD GOALS-ATTEMPTS	5-5	1-1
ON-SIDE KICKS	0-0	0-0
RED-ZONE SCORES	(16-22) 73%	(16-16) 100%
RED-ZONE TOUCHDOWNS	(8-22) 36%	(14-16) 88%
PAT-ATTEMPTS	(12-12) 100%	(10-10) 100%
ATTENDANCE	7252	56476
Games/Avg Per Game	2/3626	2/28238
Neutral Site Games		0/0

Score by Quarters	1st	2nd	3rd	4th	OT	Total
Fordham	48	10	17	24	0	99
Opponents	21	28	21	3	0	73

2016 Fordham Football
Fordham Overall Individual Statistics (as of Sep 10, 2016)
All games

Rushing	gp	att	gain	loss	net	avg	td	lg	avg/g
Chase Edmonds	2	34	238	13	225	6.6	1	54	112.5
Kendall Pearcey	2	20	184	0	184	9.2	2	41	92.0
D'Angelo Palladino	2	19	119	3	116	6.1	1	47	58.0
Kevin Anderson	2	13	50	10	40	3.1	0	11	20.0
Luke Medlock	2	1	3	0	3	3.0	0	3	1.5
Vincent Sansone	2	1	2	0	2	2.0	0	2	1.0
TEAM	1	1	0	5	-5	-5.0	0	0	-5.0
Joe Pavlik	2	1	0	10	-10	-10.0	0	0	-5.0
Total	0	90	596	41	555	6.2	4	54	0.0
Opponents	0	87	612	66	546	6.3	8	70	0.0

Passing	gp	effic	comp-att-int	pct	yds	td	lg	avg/g
Kevin Anderson	2	140.78	44-73-1	60.3	527	5	44	263.5
Luke Medlock	2	319.40	2-4-0	50.0	89	1	82	44.5
Total	0	150.06	46-77-1	59.7	616	6	82	0.0
Opponents	0	75.29	16-40-4	40.0	224	1	57	0.0

Receiving	gp	no	yds	avg	td	lg	avg/g
Austin Longi	2	11	103	9.4	2	21	51.5
Robbie Cantelli	2	8	96	12.0	2	38	48.0
Corey Caddle	2	6	43	7.2	0	13	21.5
Jorge Solano	2	6	43	7.2	0	9	21.5
Jonathan Lumley	2	5	86	17.2	0	44	43.0
Phazahn Odom	2	4	80	20.0	1	34	40.0
Chase Edmonds	2	3	63	21.0	0	38	31.5
Jordan Allen	1	1	82	82.0	1	82	82.0
Isaiah Searight	2	1	19	19.0	0	19	9.5
Kendall Pearcey	2	1	1	1.0	0	1	0.5
Total	0	46	616	13.4	6	82	0.0
Opponents	0	16	224	14.0	1	57	0.0

Punt Returns	no	yds	avg	td	lg
Corey Caddle	4	53	13.2	0	22
Total	4	53	13.2	0	22
Opponents	1	18	18.0	0	18

Interceptions	no	yds	avg	td	lg
George Dawson	2	19	9.5	0	16
Lawrence Menyah	1	2	2.0	0	2
Tyler Long	1	41	41.0	0	41
Total	4	62	15.5	0	41
Opponents	1	69	69.0	1	69

Kick Returns	no	yds	avg	td	lg
Caleb Ham	3	47	15.7	0	19
Kendall Pearcey	2	28	14.0	0	18
Jihaad Pretlow	2	30	15.0	0	23
Jonathan Dimon	1	3	3.0	0	3
Total	8	108	13.5	0	23
Opponents	15	298	19.9	0	32

Fumble Returns	no	yds	avg	td	lg
Noah Fitzgerald	1	9	9.0	1	9
Jesse Bramble	1	19	19.0	1	19
Total	2	28	14.0	2	19
Opponents	0	0	0.0	0	0

2016 Fordham Football
Fordham Overall Individual Statistics (as of Sep 10, 2016)
All games

Scoring	td	fg	PAT					pts	Total Offense	g	plays	rush	pass	total	avg/g
			kick	rush	rcv	pass	dxp								
Makay Redd	-	5-5	12-12	-	-	-	-	27	Kevin Anderson	2	86	40	527	567	283.5
Robbie Cantelli	2	-	-	-	-	-	-	12	Chase Edmonds	2	34	225	0	225	112.5
Kendall Pearcey	2	-	-	-	-	-	-	12	Kendall Pearcey	2	20	184	0	184	92.0
Austin Longi	2	-	-	-	-	-	-	12	D'Angelo Palladino	2	19	116	0	116	58.0
Jesse Bramble	1	-	-	-	-	-	-	6	Luke Medlock	2	5	3	89	92	46.0
Chase Edmonds	1	-	-	-	-	-	-	6	Vincent Sansone	2	1	2	0	2	1.0
Phazahn Odom	1	-	-	-	-	-	-	6	TEAM	1	1	-5	0	-5	-5.0
Noah Fitzgerald	1	-	-	-	-	-	-	6	Joe Pavlik	2	1	-10	0	-10	-5.0
D'Angelo Palladino	1	-	-	-	-	-	-	6	Total	0	167	555	616	1171	0.0
Jordan Allen	1	-	-	-	-	-	-	6	Opponents	0	127	546	224	770	0.0
Total	12	5-5	12-12	-	-	-	-	99							
Opponents	10	1-1	10-10	-	-	-	-	73							

Field Goals	fg	pct	01-19	20-29	30-39	40-49	50-99	lg	blk
Makay Redd	5-5	100.0	0-0	1-1	3-3	1-1	0-0	42	0
FG Sequence	Fordham				Opponents				
Navy	(30),(23),(31)				(23)				
Elizabeth City St.	(42),(37)				-				

Numbers in parentheses indicate field goal was made.

Punting	no	yds	avg	lg	tb	fc	i20	50+	blk
Joe Pavlik	4	157	39.2	45	0	1	3	0	0
Total	4	157	39.2	45	0	1	3	0	0
Opponents	8	348	43.5	64	0	0	2	1	0

Kickoffs	no	yds	avg	tb	ob	retn	net	ydl
Spencer Ferrigan	19	1165	61.3	4	0			
Total	19	1165	61.3	4	0	19.9	40.4	24
Opponents	13	735	56.5	3	1	13.5	42.5	22

2016 Fordham Football
Fordham Overall Individual Statistics (as of Sep 10, 2016)
All games

All Purpose	g	rush	rcv	pr	kr	ir	total	avg/g
Chase Edmonds	2	225	63	0	0	0	288	144.0
Kendall Pearcey	2	184	1	0	28	0	213	106.5
D'Angelo Palladi	2	116	0	0	0	0	116	58.0
Austin Longi	2	0	103	0	0	0	103	51.5
Robbie Cantelli	2	0	96	0	0	0	96	48.0
Corey Caddle	2	0	43	53	0	0	96	48.0
Jonathan Lumle	2	0	86	0	0	0	86	43.0
Jordan Allen	1	0	82	0	0	0	82	82.0
Phazahn Odom	2	0	80	0	0	0	80	40.0
Caleb Ham	2	0	0	0	47	0	47	23.5
Jorge Solano	2	0	43	0	0	0	43	21.5
Tyler Long	2	0	0	0	0	41	41	20.5
Kevin Anderson	2	40	0	0	0	0	40	20.0
Jihaad Pretlow	2	0	0	0	30	0	30	15.0
George Dawson	2	0	0	0	0	19	19	9.5
Isaiah Searight	2	0	19	0	0	0	19	9.5
Luke Medlock	2	3	0	0	0	0	3	1.5
Jonathan Dimon	2	0	0	0	3	0	3	1.5
Lawrence Meny	2	0	0	0	0	2	2	1.0
Vincent Sanson	2	2	0	0	0	0	2	1.0
TEAM	1	-5	0	0	0	0	-5	-5.0
Joe Pavlik	2	-10	0	0	0	0	-10	-5.0
Total	0	555	616	53	108	62	1394	0.0
Opponents	0	546	224	18	298	69	1155	0.0

2016 Fordham Football
Fordham Overall Defensive Statistics (as of Sep 10, 2016)
All games

#	Defensive Leaders	gp	Tackles				Sacks no-yds	Pass defense			Fumbles		blkd	
			ua	a	tot	tfl/yds		int-yds	brup	qbh	rcv-yds	ff	kick	saf
31	Caleb Ham	2	5	5	10	.	.	.	1
42	David Barletta	2	8	1	9	1.0-1	.	.	1	1
91	Justin Vaughn	2	6	2	8	2.0-8	1.0-5	.	.	1
8	Dylan Mabin	2	6	1	7
6	George Dawson	2	6	1	7	1.0-6	1.0-6	2-19	1
44	Max Roberts	2	4	2	6	1.0-5	1	.	.
7	Noah Fitzgerald	2	5	1	6	2.0-8	1.0-6	.	.	.	1-9	.	.	.
1A	Lawrence Meny	2	5	1	6	.	.	1-2	1
35	Antonio Jackson	2	6	.	6
24	Jihaad Pretlow	2	4	1	5	.	.	.	4
34	Tyler Long	2	4	1	5	.	.	1-41
52	Brett Lambert	2	3	1	4
11	Kyvaune Brammer	2	4	.	4	1	.	.
48	Brandon Weir	2	2	2	4	1.5-9	1.5-9	1	.	.
46	Jesse Bramble	2	3	1	4	1-19	.	.	.
51	Michael Ware	1	1	3	4	0.5-1	.	.	.	1
57	Ty Green	2	3	.	3
23	Marcus Fulmore	2	3	.	3
67	Nick Angeli	2	2	1	3	0.5-2	0.5-2
3	Kendall Pearcey	2	2	.	2
59	Jonathan Dimon	2	2	.	2
38	Vincent Sansone	2	1	1	2
99	Erik Rottsolk	2	1	1	2
29	Jarod Vyent	2	1	1	2
98	Kevin Coyne	1	1	.	1
78	Anthony Coyle	2	1	.	1
53	Chris Geisler	1	.	1	1	0.5-1
84	Spencer Ferrigan	2	1	.	1
36	D'Angelo Palladino	2	1	.	1
56	John O'Boyle	1	1-0	.	.	.
43	JM Nocket	1	1-0	.	.	.
Total		0	91	28	119	10-41	5-28	4-62	8	3	4-28	3	.	.
Opponents		0	113	44	157	12-38	4-10	1-69	5	3	1-0	1	.	.

CHASE EDMONDS ALL-AMERICA CANDIDATE



2015 Honors

- Consensus All-American
- Patriot League and ECAC Offensive Player of the Year
- College Sporting News 2015 Preseason Fabulous Fifty FCS All-America Team
- College Football America FCS Starting Lineup
- College Football Madness Preseason All-America Team
- STATS, Inc. Offensive Player of the Year Watch List
- CFPA National Player of the Year Watch List
- Broke school and Patriot League record with 347 rushing yards and 403 all-purpose yards against Lehigh
- Opened season by rushing for 126 yards and three scores and catching six passes for 140 yards at Army West Point
- Earned numerous honors following the Army game, including NCAA FCS National Player of the Week, the STATS NCAA FCS National Co-Offensive Player of the Week, the Beyond Sports Madness FCS Offensive Player of the Week and a College Sporting News National All-Star as well as the Corvias Patriot League Offensive Player of the Week
- Named Corvias Patriot League Offensive Player of the Week as well as College Sports Madness Patriot League Offensive Player of the Week and a HERO Sports Offensive Stud of the Week following Lafayette game

2014 Honors

- Jerry Rice Award Winner (NCAA FCS Rookie of the Year)
- CFPA National Freshman of the Year
- Associated Press All-America (Third Team)
- Sports Network All-America (Second Team)
- Beyond Sports Network All-America (Third Team)
- College Sports Network Fab 50 All-America Team
- ECAC Rookie of the Year
- Patriot League Rookie of the Year
- First Team All-Patriot League
- Named Patriot League Rookie of the Week six times
- Named Patriot League Offensive Player of the Week twice
- Named Sports Network and ECAC Rookie of the Week twice in 2014
- Set school records for most rushing yards (1,838) and most rushing touchdowns (23) in a season

Career Rushing Stats

Yr.	G	Att.	Yds.	Avg./Rush	Avg./Game	TD	LG
2014	14	294	1838	6.3	131.3	23	87
2015	12	251	1648	6.6	137.3	20	75
2016	2	34	225	6.6	112.5	1	54
Totals	28	579	3711	6.4	132.5	43	87



2016 Honors

- Patriot League Preseason Offensive Player of the Year
- Consensus preseason All-American

Rams In the NCAA Rankings

Here is a list of Rams who are ranked among the 2016 NCAA FCS statistical leaders (as of Sept. 18):

Player	Category	Avg.	Rank
Kendall Pearcey	Rush Yds/Carry	9.20	1st
Makay Redd	FG %	100.0	T1st
George Dawson	Int./Game	1.00	T1st
Makay Redd	FG/Game	2.50	1st
Jihaad Pretlow	Passes Def.	2.0	4th
Makay Redd	Scoring	13.5	5th
Chase Edmonds	Rushing Yds/Gm	112.5	10th
Corey Caddle	Punt Ret.	13.3	12th
Kevin Anderson	Passing Yds/Gm	263.5	16th
Kevin Anderson	Total Off.	283.5	17th
Chase Edmonds	All Purpose Yds	144.0	20th
Kevin Anderson	Passing TDs	5	25th
Phazahn Odom	Yds/Recpt.	20.00	26th
Kevin Anderson	Pts Respon. For	15.0	27th
Kevin Anderson	Passing Eff.	140.8	28th

TEAM STATS

Category	Avg.	Rank
Team Passing Ef. Def.	75.29	1st
Passing Yards Allowed	112.0	2nd
Total Offense	585.5	2nd
Fewest Penalty Yards	60	3rd
Turnover Margin	3.00	3rd
Scoring Offense	49.5	5th
Def. TDs	2	T5th
Fewest Penalty Yds/Gm	30.0	5th
Rushing Offense	277.5	9th
Turnovers Gained	8	9th
Fumbles Recovered	4	10th
First Downs Def.	31	11th
Fewest Penalties	10	11th
Passing Offense	308.0	13th
Passes Intercepted	4	13th
Fewest Penalties/Gm	5.00	17th
Team Passing Eff.	150.06	22nd
Punt Returns	13.25	25th
Passing Yards/Comp.	13.39	29th

Fordham Single Game Records on the NCAA FCS Level

INDIVIDUAL

Scoring

Points, Game: 30, Kirwin Watson, twice, last vs. Georgetown, 11-1-03
30, Chase Edmonds vs. Penn, 10-11-14

Touchdowns, Game: 5, Kirwin Watson, twice, last vs. G'town, 11-1-03

Total Offense

Yards, Game: 556, Mike Nebrich vs. Holy Cross, 11-2-13
 556, Mike Nebrich vs. Penn, 10-10-14

Rushing

Attempts, Game: 40, 3 times, last Xavier Martin vs. Georgetown, 2008

Yards, Game: **347, Chase Edmonds vs. Lehigh, 10-24-15**

Touchdowns, Game: 5, 2x, Kirwin Watson, last vs. G'Town, 11-1-03
5, Chase Edmonds at Lehigh, 10-25-14

Receiving

Receptions, Game: 14, Kendal Creer vs. Harvard, 10-16-99
 14, Brian Wetzel vs. Colgate, 11-17-12

Yards, Game: 282, Sam Ajala at Yale, 10-19-13

Touchdowns, Game: 4, Javarus Dudley at Towson, 11-22-03
 4, Jason Caldwell at Cornell, 10-17-09
 4, Sam Ajala at Yale, 10-19-13

Passing

Completions, Game: 43, John Skelton vs. Holy Cross, 10-31-09

Attempts, Game: 67, John Skelton vs. Holy Cross, 10-31-09

Yards, Game: 566, Mike Nebrich vs. Penn, 10-11-14

Touchdowns, Game: 6, Kevin Eakin at Rhode Island, 9-6-03
 6, Mike Nebrich vs. Penn, 10-11-14

Kicking

Punts, Game: 12, three times

Punting Yards, Game: 423, Barry Cantrell vs. Villanova, 9-3-94

Extra Points, Game: **11, Makay Redd vs. Elizabeth City State, 9-10-16**

Field Goals, Game: 5, Matt Fordyce at Northeastern, 11-30-02

Returns

Kick Returns, Game: 7, Robert Davis vs. Brown, 10-30-99

Kick Returns Yards, Game: 215, Robert Davis vs. Brown, 10-30-99

Punt Returns, Game: 9, Brad Jordan vs. Penn, 10-3-92

Interceptions

Interceptions, Game: 3, Tad Kornegay vs. Duquesne, 9-25-04
 3, Tad Kornegay vs. Brown, 10-9-04

3, Isa Abdul-Quddus at Cornell, 10-17-09

TEAM

Scoring

Points, Game: **83 vs. Elizabeth City State, 9-10-16**

Points Against, Game: 59 vs. Lafayette, 11-3-90

Touchdowns, Game: **11, vs. Elizabeth City State, 9-10-16**

Total Offense

Yards, Game: 730 vs. Penn, 10-11-14

Rushing

Attempts, Game: 67 vs. Columbia, 9-15-07

Yards, Game: **393 vs. Elizabeth City State, 9-10-16**

Touchdowns, Game: 5, four times, last vs. Lehigh, 10-25-14

Passing

Completions, Game: 43 vs. Holy Cross, 10-31-09

Attempts, Game: 67 vs. Holy Cross, 10-31-09

Yards, Game: 566 vs. Penn, 10-11-14

Touchdowns, Game: 7 vs. Penn, 10-11-14

Kicking

Punts, Game: 13 vs. Penn, 10-3-92

Punting Yards, Game: 453 vs. Penn, 10-23-92

Extra Points, Game: **11, vs. Elizabeth City State, 9-10-16**

Field Goals, Game: 5, at Northeastern, 11-30-02

The 2016 Season

GAME 1

Fordham 16
Navy 52



September 3, 2016 - Navy Marine Corps Stadium

The U.S. Navy is part of the Department of Defense. But today it was the Navy offense that did the Fordham Rams in as the Midshipmen accumulated 550 yards of total offense in a 52-16 win over the Rams in the season opener for both teams at Navy-Marine Corps Memorial Stadium.

While the Fordham offense was able to move the ball the Rams couldn't seem to stop the triple option attack of Navy as the Midshipmen consistently came up with big plays to prevent Fordham from gaining any momentum in the contest. The Rams gained 464 yards of offense, thanks to senior quarterback Kevin Anderson, who completed 26 of 45 passes for 302 yards and one score, and junior running back Chase Edmonds, who gained 70 yards on 18 carries and caught two passes for 25 yards.

The Rams fell behind early as Navy took advantage of a Fordham fumble on the opening kickoff, covering seven yards on the first play from scrimmage for a 7-0 lead 12 seconds into the game.

Fordham	10	0	3	3	-	13
Navy	21	14	14	3	-	52

1st	14:48	Navy	Smith 7 run (Moehring kick)
	8:27	Navy	Swain 4 run (Moehring kick)
	5:29	Ford	Redd 30 FG
	4:29	Navy	Smith 11 run (Moehring kick)
	1:58	Ford	Odom 34 pass from Anderson (Redd kick)
2nd	13:12	Navy	Worth 8 run (Moehring kick)
	5:07	Navy	High 5 run (Moehring kick)
3rd	8:19	Ford	Redd 23 FG
	7:57	Navy	High 70 run (Moehring kick)
	2:53	Navy	Gulley 57 pass from Worth (Moehring kick)
4th	9:18	Navy	Moehring 23 FG
	7:52	Ford	Redd 31 FG

Team	Fordham	Navy
First Downs	24	18
Rushes-Yards (Net)	36-162	53-427
Passing Yards	302	123
Passes (Att.-Cmp.-Int)	45-26-0	4-4-0
Total Net Yards	464	550
Return Yards	0	0
Punts-Avg.	3-43.0	2-44.5
Fumbles-Lost	1-1	2-0
Penalties-Yards	5-35	2-16
Possession	30:17	29:43
Att. - 28,238	Weather: Cloudy, 73	

Rushing: Ford: Edmonds 18-70, Pearcey 8-69. Navy: Chris High 10-176, Tago Smith 10-97, Darryl Bonner 3-57.

Passing: Ford: Anderson 26-45-0-302. Navy: Tago Smith: 3-3-0-57.

Receiving: Ford: Longi 7-64, Cantelli 5-42, Odom 3-66. Navy: Jamir Tillman 2-21, Toneo Gulley 1-57.

GAME 2

Villanova 14
Fordham 7



September 12, 2015 - Jack Coffey Field

The thermometer read a sizzling 87 degrees on a humid Jack Coffey Field when the Fordham University Rams kicked off with the Elizabeth City State Vikings on Saturday. Little did those in attendance know that the Rams' offense would come close to matching the temperature as Fordham scored a school and Patriot League record 83 points en route to an 83-21 win over the Vikings.

The 83 points surpassed the former Fordham record of 78 set against New Haven in 1977 (the Rams' NCAA FCS record was 63 set at Rhode Island in 2003) and the former Patriot League record of 69 set by Lehigh against Georgetown in 2002.

The Rams also set a school record with 393 rushing yards in the game, bettering the old mark of 379 set last year against Lehigh.

Individually, senior placekicker Makay Redd set a school and Patriot League record with eleven PATs, breaking the former Fordham record of nine, set by Micah Clukey against Rhode Island in 2003. The former Patriot League record was also nine, set by Holy Cross in 1987 and matched four times, the last being the Rams' game at Rhode Island.

The Fordham ground game was three-headed monster today with senior Chase Edmonds (155), freshman D'Angelo Palladino (116) and senior Kendall Pearcey (115) all rushing for more than 100 yards in the game. It is believed to be the first time in school history that the Rams had three 100-yard rushers in a game. Pearcey scored twice on the ground while Edmonds and Palladino each scored once.

Elizabeth City	0	14	7	0	-	21
Fordham	38	10	14	21	-	83

1st	13:02	Ford	Redd 42 FG
	9:29	Ford	Cantelli 38 pass from Anderson (Redd kick)
	9:11	Ford	Fitzgerald 9 fum. ret. (Redd kick)
	6:58	Ford	Pearcey 36 run (Redd kick)
	5:08	Ford	Longi 21 pass from Anderson (Redd kick)
	2:51	Ford	Edmonds 54 run (Redd kick)
2nd	14:18	Ford	Redd 37 FG
	6:13	Ford	Cantelli 17 pass from Anderson (Redd kick)
	2:30	ECSU	Neal 1 run (Lavery kick)
	0:59	ECSU	Johnson 69 int. ret. (Lavery kick)
3rd	11:48	Ford	Pearcey 6 run (Redd kick)
	8:21	Ford	Longi 3 pass from Anderson (Redd kick)
	3:39	Ford	ECSU Neal 1 run (Lavery kick)
4th	13:35	Ford	Allen 82 pass from Medlock (Redd kick)
	13:26	Ford	Bramble 19 fum. rec. (Redd kick)
	5:41	Ford	Palladino 17 run (Redd kick)

Team	ECSU	Fordham
First Downs	13	29
Rushes-Yards (Net)	34-119	54-393
Passing Yards	101	314
Passes (Att.-Cmp.-Int)	36-12-4	32-20-1
Total Net Yards	220	707
Return Yards	69	90
Punts-Avg.	6-43.2	1-28.0
Fumbles-Lost	5-4	0-0
Penalties-Yards	5-25	5-25
Possession	26:20	33:40
Att. - 3,626	Weather: Partly Cloudy, 87	

Rushing: ECSU: Deshon Saunders 8-52, Jamie Williams 4-48. Ford: Edmonds 16-155, Palladino 19-116, Pearcey 12-115.

Passing: ECSU: Daquan Neal 12-33-3-101. Ford: Anderson 18-28-1-225.

Receiving: ECSU: Seshon Saunders 4-33, Victor Tabbs 2-24. Ford: Caddle 4-40, Longi 4-39, Vantelli 3-54.

2016 FORDHAM SUPERLATIVES

INDIVIDUAL

Rushes:	18	Chase Edmonds at Navy
Yards Rushing:	155	Chase Edmonds vs. ECSU
TD Rushes:	2	Kendall vs. ECSU
Longest Rush:	54	Chase Edmonds vs. ECSU
Pass Attempts:	45	Kevin Anderson at Navy
Pass Completions:	26	Kevin Anderson at Navy
Yards Passing:	302	Kevin Anderson at Navy
TD Passes:	4	Kevin Anderson vs. ECSU
Long Pass:	82	Luke Medlock vs. ECSU
Receptions:	7	Austin Longi vs. ECSU
Yards Receiving:	66	Phazhan Odom at Navy
TD Receptions:	2	Robbie Cantelli vs. ECSU
	2	Austin Longi vs. ECSU
Long Reception:	82	Jordan Allen vs. ECSU
Field Goals:	3	Makay Redd at Navy
Punting Average:	43.0	Joe Pavlik at Navy
Long Punt:	45	Joe Pavlik at Navy
Long Punt Return:	22	Corey Caddle vs. ECSU
Long Kickoff Return:	23	Jihaad Pretlow vs. ECSU
Tackles:	8	David Barletta vs. ECSU
Sacks:	1.0	Four players
TFL:	2.0	Justin Vaughn vs. ECSU
Interceptions:	2	George Dawson vs. ECSU

TEAM GAME HIGHS

Rushes:	54	vs. ECSU
Yards Rushing (Net):	393*	vs. ECSU
Yards Per Rush:	7.3	vs. ECSU
TD Rushes:	4	vs. ECSU
Pass Attempts:	45	at Navy
Pass Completions:	26	at Navy
Yards Passing:	302	at Navy
Yards Per Completion:	15.7	vs. ECSU
TD Passes:	5	vs. ECSU
Total Plays:	86	vs. ECSU
Total Offense:	707	vs. ECSU
Yards Per Play:	8.2	vs. ECSU
Points:	83	vs. ECSU
Sacks By:	3	at Navy
First Downs:	29	at ECSU
Penalties:	5	at Navy, vs. ECSU
Penalty Yards:	35	at Navy
Turnovers:	1	at Navy, vs. ECSU
Interceptions By:	4	vs. ECSU

* - School record

OPPONENT INDIVIDUAL

Rushes:	14	Daquan Neal, ECSU
Yards Rushing:	176	Chris High, Navy
TD Rushes:	2	Chris High, Navy
	2	Tago Smith, Navy
Longest Rush:	70	Chris High, Navy
Pass Attempts:	33	Daquan Neal, ECSU
Pass Completions:	12	Daquan Neal, ECSU
Yards Passing:	101	Daquan Neal, ECSU
TD Passes:	1	Will Worth, Navy
Long Pass:	57	Will Worth, Navy
Receptions:	4	Deshon Saunders, ECSU
Yards Receiving:	57	Toneo Gulley, Navy
TD Receptions:	1	Toneo Gulley, Navy
Long Reception:	57	Toneo Gulley, Navy
Field Goals:	1	Bennett Moehring, Navy
Punting Average:	44.5	Alex Barta, Navy
Long Punt:	64	Fisher McInville, ECSU
Long Punt Return:	18	Craig Scott, Navy
Long Kickoff Return:	32	Toneo Gulley, Navy
Tackles:	13	Miacah Cooper, ECSU
Sacks:	1.0	Three players
TFL:	2.0	Three players
Interceptions:	1	JaQuil Johnson, ECSU (TD)

TEAM GAME HIGHS

Rushes:	53	Navy
Yards Rushing:	427	Navy
Yards Per Rush:	8.1	Navy
TD Rushes:	6	Navy
Pass Attempts:	36	ECSU
Pass Completions:	12	ECSU
Yards Passing:	123	Navy
Yards Per Completion:	30.8	Navy
TD Passes:	1	Navy
Total Plays:	70	ECSU
Total Offense:	550	Navy
Yards Per Play:	5.7	Navy
Points:	53	Navy
Sacks By:	3	Navy
First Downs:	18	Navy
Penalties:	5	ECSU
Penalty Yards:	25	ECSU
Turnovers:	5	ECSU
Interceptions By:	1	ECSU