



2016 FORDHAM UNIVERSITY FOOTBALL NOTES

Fordham University Sports Information Office: Joe DiBari, Director of Sports Information Website: www.fordhamsports.com
Office: 718-817-4240; Cell: 917-539-5061; FAX: 718-817-4244; E-Mail: dibari@fordham.edu

2016 Fordham Schedule (6-3, 3-1)

Date	Opponent	Time
Sept. 3	at Navy (CBS)	52-16, L
Sept. 10	ELIZABETH CITY ST.	83-21, W
Sept. 24	PENN (H)	31-17, W
Oct. 1	at Monmouth	42-41 (ot), L
Oct. 8	LAFAYETTE* (CI)	58-34, W
Oct. 15	YALE	44-37, W
Oct. 22	GEORGETOWN* (CI)	17-14, W
Oct. 29	at Lehigh*	58-37, L
Nov. 5	COLGATE*	24-20, W
Nov. 12	vs. Holy Cross* (YS)(CI)	3:00 p.m.
Nov. 19	at Bucknell* (ASN)	1:00 p.m.

* - Patriot League game

YS - Game played at Yankee Stadium

CBS - CBS Sports Network CI - Campus Insiders

ASN - American Sports Network

2016 TEAM COMPARISON



Record..... 6-3, 3-1 PL
Pts./Gm.....39.0
Rush Yds/Gm.....244.3
Pass Yd/Gm.....241.4
Total Off/Gm.....485.8
Total Def/Gm.....399.4



Record..... 4-6, 2-3 PL
Pts./Gm.....24.5
Rush Yds/Gm.....114.7
Pass Yd/Gm.....246.7
Total Off/Gm.....361.4
Total Def/Gm.....395.3

INDIVIDUAL LEADERS

RUSHING

#22 Chase Edmonds
205-1499, 12 TD, 166.6 ypg

RUSHING

#3 Diquan Walker
75-397, 2 TD, 39.7 ypg

PASSING

#14 Kevin Anderson
156-259, 1,971 yds,
122 TD, 3 INT, 246.4 ypg

PASSING

#15 Geoff Wade
69-107, 877 yds
6 TD, 3 INT, 175.4 ypg

RECEIVING

#5 Austin Longi
44-537 yds, 4 TD, 59.7 ypg

RECEIVING

#10 Jake Wiczorek
54-698 yds, 5 TD, 69.8 ypg

DEFENSE

#6 George Dawson
55 TT, 7.0 TFL,
1.5 Sacks, 3 Int., 6 PBU

DEFENSE

#43 Nick McBeath
92 TT, 8.0 TFL,
1.0 Sacks, 1 PBU



www.patriotleague.org

GAME 10 - Ram Crusader Cup Game



FORDHAM "RAMS" (6-3, 3-1)

Head Coach: Andrew Breiner (Lock Haven '06)

Record at Fordham: 6-3 (first season)



HOLY CROSS "CRUSADERS" (4-6, 2-3)

Head Coach: Tom Gilmore (Penn '86)

Record at Holy Cross: 70-75 (13th season)

Nov. 12, 2016 • 3:00 p.m. • Bronx, N.Y. • Yankee Stadium

Series History: 54th Meeting, Holy Cross leads series, 27-24-2

At Yankee Stadium: 1-0, Holy Cross (Holy Cross won, 23-7, in 1923)

Last Meeting: Fordham 47, Holy Cross 41 (ot) (Oct. 17, 2015 at Fordham)

WFUV 90.7 FM/WFUVSports.org: Drew Casey, PxP • Pat Costello, Analyst

Corey Miller, Sidelines • Jonah Haskell, Producer

Campus Insiders: Ray Crawford, PxP • Tom Kelleher, Analyst • Shea Pepler, Sidelines

HSRN (SiriusXM, Sirius 157, XM 203): Gary Laing, PxP • Wellington Wilmore, Analyst

#RAMBLINGS

- The Rams continue their 2016 Patriot League schedule by taking on the Holy Cross Crusaders in the annual Ram Crusader Cup game on Saturday at 3:00 p.m. at Yankee Stadium
- This will be the 54th meeting between Fordham and Holy Cross with the Crusaders leading the all-time series, 27-24-2, but the Rams have taken the past four matchups
- Fordham won the last meeting, 47-41, in overtime, on Jack Coffey Field last October 17 as Chase Edmonds rushed 31 times for 162 yards and four scores, including the game-winner in the first overtime
- The Rams are looking to improve their record against Patriot League opponents to 20-3 over the past four years
- Junior running back Chase Edmonds became the Fordham career rushing leader in the Georgetown game and now has 4,985 career rushing yards, second all-time in the Patriot League
- The Rams are the winningest New York area football team since 2012 with 44 wins
- Fordham has not lost back-to-back games since 2011

Chase Edmonds Picks Up the Hardware

Junior running back Chase Edmonds, a 2016 preseason All-American and Preseason Patriot League Offensive Player of the Year, has already picked up a number of awards over his first two years:

- 2014 Jerry Rice Award as the top NCAA FCS freshman
- 2014 Consensus All-America
- 2014 CFPA National Rookie of the Year
- 2014 ECAC Rookie of the Year
- 2014 Patriot League Rookie of the Year
- 2015 Consensus All-American
- 2015 Patriot League & ECAC Offensive Player of the Year
- 2015 STATS NCAA FCS Player of the Year Finalist (finished fourth)

Statistically, Edmonds:

- Set the Fordham single season rushing record with 1,838 yards and Fordham rushing touchdown mark (23) in 2014
- Has top two single season rushing seasons in school history
- Set Fordham and Patriot League single game rushing mark with 359 yards against Lafayette on October 8
- Set school career rushing record (4,985)
- Has set the school career touchdown (62) and career rushing touchdown (55) marks



Fordham Football at Yankee Stadium

The Holy Cross game will mark the 22nd time the Rams will play in Yankee Stadium. Fordham is 12-8-1 all-time at the park and faced Holy Cross there once, in 1923, a 23-7 Crusaders win. The last time Fordham appeared at the old Yankee Stadium was on November 16, 1946, when the Rams faced NYU.

The 1936 game with NYU was a disappointing one for the Rams, who entered the contest with a 5-0-2 record with Fordham fans chanting "Rose Hill to Rose Bowl," as a Fordham win would have secured a spot in the "Granddaddy of them All." But that dream came to a screeching halt as the Violets hold on for a 7-6 win. The loss is the last for the second, and more famous, version of "The Blocks" and a loss that Vince Lombardi will later call, "The most devastating loss of my life."

The Rams made up for it in 1940 as they needed a win to capture their first-ever bowl bid heading into the season finale with NYU at Yankee Stadium. The Rams posted a 26-0 victory over the Violets as Steve Filipowicz rushed for three touchdowns and passed to Jim Lansing for another.

Fordham accepts a bid to the Cotton Bowl to take on Texas A&M and, despite jumping out to a 6-0 lead on Steve Filipowicz' second-quarter six-yard run, fall, 13-12, as the Aggies score all 13 points in the third quarter. Jim Blumenstock runs 15 yards in the third quarter for Fordham's second score, but the possible-tying extra point is blocked and the Rams fail to threaten again.



Fordham Football Results at Yankee Stadium

Nov. 6, 1923	NYU 20, Fordham 0
Nov. 10, 1923	Holy Cross 23, Fordham 7
Dec. 1, 1923	Georgetown 6, Fordham 0
Nov. 1, 1924	Fordham 27, NYU 0
Oct. 31, 1925	Fordham 26, NYU 6
Oct. 30, 1926	NYU 27, Fordham 3
Oct. 15, 1927	NYU 32, Fordham 0
Nov. 6, 1928	West Virginia 18, Fordham 0
Nov. 14, 1931	NYU 0, Fordham 0
Nov. 12, 1932	Fordham 7, NYU 0
Nov. 11, 1933	Fordham 20, NYU 12
Oct. 6, 1934	Fordham 57, Westminster 0
Nov. 29, 1934	Fordham 39, NYU 13
Nov. 28, 1935	Fordham 21, NYU 0
Nov. 26, 1936	NYU 7, Fordham 6
Nov. 27, 1937	Fordham 20, NYU 7
Nov. 26, 1938	Fordham 25, NYU 0
Dec. 2, 1939	Fordham 18, NYU 7
Nov. 30, 1940	Fordham 26, NYU 0
Nov. 29, 1941	Fordham 30, NYU 9
Nov. 16, 1946	NYU 33, Fordham 28

The Ram-Crusader Cup

When Fordham defeated Holy Cross, 47-41 in overtime, in the Bronx on October 17, 2015, the Rams retained the “Ram Crusader Trophy” for the fourth straight year.

First dedicated in 1951 to the memory of Major Frank W. Cavanaugh, who was an outstanding figure in the football coaching annals of both Fordham and Holy Cross, the award is jointly sponsored by the Holy Cross College Clubs of New York and Long Island. The series between Fordham and Holy Cross was interrupted after the 1954 season when Fordham dropped football, but was resumed in 1990 when the Rams joined the Crusaders as members

Date	Score	Site
10/6/51	Holy Cross 54, Fordham 20	Worcester, Mass.
10/4/52	Holy Cross 12, Fordham 7	Worcester, Mass.
11/21/53	Holy Cross 20, Fordham 7	Worcester, Mass.
11/13/54	Holy Cross 20, Fordham 19	Polo Grounds
11/10/90	Holy Cross 48, Fordham 0	Rose Hill
11/16/91	Holy Cross 24, Fordham 19	Limerick, Ireland
11/21/92	Holy Cross 21, Fordham 13	Worcester, Mass.
11/20/93	Holy Cross 28, Fordham 12	Worcester, Mass.
10/29/94	Holy Cross 31, Fordham 21	Rose Hill
10/14/95	Fordham 17, Holy Cross 10	Hamilton, Bermuda
11/2/96	Fordham 28, Holy Cross 0	Rose Hill
11/22/97	Fordham 28, Holy Cross 12	Worcester, Mass.
11/14/98	Fordham 13, Holy Cross 10	Worcester, Mass.
11/13/99	Holy Cross 37, Fordham 14	Rose Hill
11/18/00	Holy Cross 27, Fordham 20	Worcester, Mass.
11/17/01	Fordham 24, Holy Cross 21	Rose Hill
11/9/02	Fordham 37, Holy Cross 27	Worcester, Mass.
11/8/03	Fordham 49, Holy Cross 28	Rose Hill
10/2/04	Fordham 42, Holy Cross 35	Worcester, Mass.
10/29/05	Fordham 24, Holy Cross 20	Rose Hill
9/30/06	Holy Cross 28, Fordham 21	Worcester, Mass.
11/3/07	Fordham 24, Holy Cross 21	Rose Hill
11/8/08	Holy Cross 38, Fordham 17	Worcester, Mass.
10/31/09	Holy Cross 41, Fordham 27	Rose Hill
10/2/10	Holy Cross 36, Fordham 31	Worcester, Mass.
11/19/11	Holy Cross 41, Fordham 21	Rose Hill
10/27/12	Fordham 36, Holy Cross 32	Worcester, Mass.
11/2/13	Fordham 32, Holy Cross 30	Rose Hill
9/22/14	Fordham 45, Holy Cross 16	Worcester, Mass.
10/17/15	Fordham 47, Holy Cross 41 (ot)	Rose Hill

of the Patriot League.

The award was proposed by William P. Walsh, who graduated from Holy Cross in 1952 and from Fordham Law School in 1957. While in college, Walsh, a Fordham football fan in his childhood years, worked as a summer camp counselor under the tutelage of Ed Danowski, FCO '34, a former Fordham football standout and then the University's head coach. Walsh got the idea for a trophy when Danowski informed him in August 1951 that the two schools would be playing each other for the next four seasons, and that Danowski's Rams would “pin back the ears” of the Crusaders. Feeling challenged, Walsh suggested the trophy be named for the “Iron Major,” whose last Fordham team had been captained by Danowski. He and classmate Joseph B. Breen, who also graduated from Fordham Law School, were appointed co-chairmen of the trophy committee.

Holy Cross won that 1951 meeting, and the trophy was presented by John Cavanaugh, one of the Major's nine children. The trophy has been fought for in some exotic places, as the two teams battled in the 1991 Wild Geese Classic in Limerick, Ireland, and the 1995 Bermuda Bowl contest in Hamilton, Bermuda.

A native of Worcester, Mass., and a graduate of Dartmouth where he played end, Frank Cavanaugh started his coaching career at the University of Cincinnati. He was the Holy Cross head coach from 1903 to 1905, achieving a 16-10-2 record. After earning a law degree from Boston University, he coached Dartmouth for six seasons.

War came and, enlisting in the 102nd Field Artillery of New England's 26th “Yankee Division”, “Cav,” as he was known, was wounded at Chateau-Thierry and was released from service after World War I with the rank of major.

He coached at Boston University for one season, and then started as coach of the Fordham University Rams in 1927. Cavanaugh established the Rams as one of the top football programs in the country before retiring after the 1932 season. In his six seasons as the coach of Fordham University, Cavanaugh posted a 34-14-4 (.692) record. In his final four years at the helm, the Rams were 27-4-4, including a 7-0-2 season in 1929. Major Cavanaugh died in August, 1933.

His memory lives on, in both the Fordham and Holy Cross football histories.



The Patriot League

2016 STANDINGS

	League			Overall		
	W	L	Pct.	W	L	Pct.
Lehigh	5	0	1.000	8	2	.800
Fordham	3	1	.750	6	3	.667
Bucknell	2	2	.500	3	6	.333
Colgate	2	2	.500	3	5	.375
Holy Cross	2	3	.200	4	6	.400
Lafayette	1	3	.250	2	7	.272
Georgetown	0	5	.000	3	6	.333

This Week in the Patriot League:

Fordham vs. Holy Cross, 3:00 p.m. (Yankee Stadium)
 Bucknell at Georgetown, 1:00 p.m.
 Lafayette at Colgate, 1:00 p.m.

Fordham's 2016 Patriot League Stat Leaders

Rushing	Yards/Game	Rank
Chase Edmonds	166.6	1st

Passing	Pass Yards/Game	Rank
Kevin Anderson	246.4	1st

Pass Eff.	Rating	Rank
Kevin Anderson	149.9	2nd

Total Offense	Yards/Game	Rank
Kevin Anderson	276.1	2nd

All Purpose	Yards/Game	Rank
Chase Edmonds	193.9	1st

Scoring	Pts/Game	Rank
Chase Edmonds	8.7	1st
Makay Redd	8.3	4th

Punt Returns	Yards/Return	Rank
Corey Caddle	11.8	2nd

Field Goals	FG/Game	Rank
Makay Redd	1.20	1st

Field Goal %	%	Rank
Makay Redd	.786	2nd

Interceptions	Int./Game	Rank
George Dawson	0.33	T3rd
Caleb Ham	0.33	T3rd

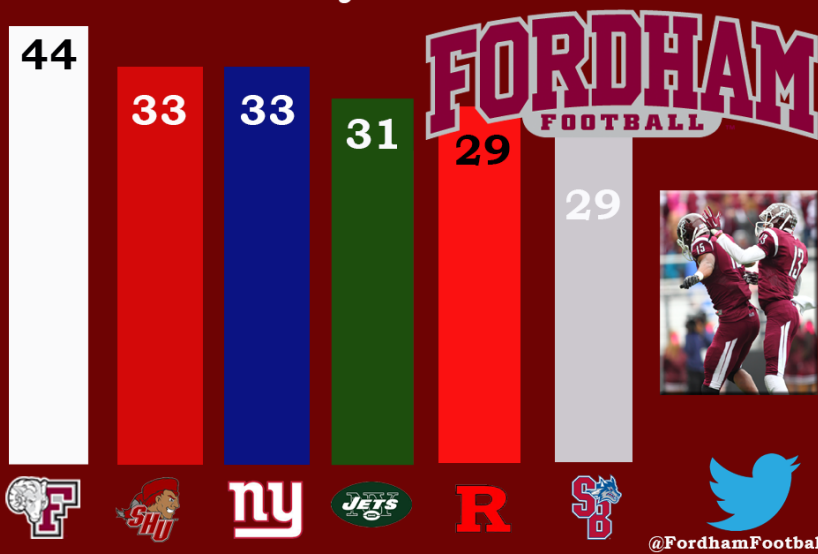
Passes Defended	PD/Game	Rank
Jihaad Pretlow	1.33	2nd
George Dawson	1.00	4th

TFL	TFL/Game	Rank
Justin Vaughn	1.19	5th

Fumbles Recovered	FR/Game	Rank
Noah Fitzgerald	0.44	1st

TEAM		
Scoring Offense	39.0 ppg	2nd
Scoring Defense	32.8 ppg	6th
Rushing Offense	244.3 yards/game	1st
Pass Offense	241.4 yards/game	4th
Total Offense	485.5 yards/game	2nd
Rushing Defense	215.3 yards/game	6th
Passing Defense	184.1 yards/game	2nd
Total Defense	399.4 yards/game	6th

Winningest Football Teams in New York City Area Since 2012



THE GAME

- The Fordham University Rams continue their 2016 Patriot League season, Fordham's 116th varsity season, by traveling to the South Bronx to face the Holy Cross Crusaders in Yankee Stadium in the annual battle for the Ram Crusader Cup on Saturday, November 12, at 3:00 p.m.
- Fordham enters the game with a 6-3 record, 3-1 in the Patriot League, after a 24-20 Patriot League win over Colgate University on Jack Coffey Field last Saturday while Holy Cross stands at 4-6 overall this year, 2-3 in the league, following a 21-20 league win over Georgetown University in Washington, D.C., last Saturday.

THE SERIES

- This will be the 54th meeting between Fordham and Holy Cross on the gridiron.
- The Crusaders lead the all-time series, which started in 1902, 27-24-2, but Fordham has won the past four meetings.
- The Rams won last year's meeting, 47-41, in overtime on October 17 on Jack Coffey Field as Chase Edmonds rushed for 162 yards and four scores, including the game-winner in the first overtime.
- Fordham is 14-13 against Holy Cross since joining the Patriot League.
- The all-time Ram-Crusader Cup series is tied at 15 wins each.
- The Rams are 12-8 against Holy Cross as the home team (7-5 on Jack Coffey Field), 9-15-1 at Holy Cross and 2-2-1 at the Polo Grounds and 0-1 at Yankee Stadium.
- The two teams met once in Ireland in 1991 with the Crusaders winning, 24-19, and once in Bermuda, where the Rams prevailed, 17-10, in 1995.

EDMONDS BECOMES FORDHAM CAREER RUSHING LEADER

- With his 179 rushing yards in the Georgetown game on October 22, junior running back **Chase Edmonds** became the school's all-time leading rusher.
- He currently has 4,985 career rushing yards.
- The 4,985 career yards places Edmonds second on the Patriot League career rushing list, 636 yards behind Jordan Scott's record of 5,621 yards.
- Edmonds broke the former Fordham career mark of 4,417 yards set by Kirwin Watson from 2000-03.
- Edmonds also owns Fordham's career touchdown (62) and career rushing touchdown (55) records.

EDMONDS RUNNING WILD -

SETS NATIONAL AND SCHOOL RECORDS

- In the Rams' 58-34 win over Lafayette on October 8, junior running back **Chase Edmonds** rushed for a Patriot League and school record 359 yards and four touchdowns.

www.fordhamsports.com 2002, 2007 & 2014 Patriot League Champions

RAMS AMONG FCS LEADERS

Over the past four years, the Fordham University football squad is fourth in the NCAA FCS in overall wins with 38 and sixth in winning percentage at .776 (38-11).



WINS - PAST FOUR YEARS

North Dakota State.....	51
Jacksonville State.....	42
Coastal Carolina.....	40
Sam Houston State.....	40
Fordham	38
Eastern Washington.....	37
New Hampshire	35
Harvard	35

WIN % - PAST FOUR YEARS

North Dakota State.....	0.927 (51-4)
Harvard	0.921 (35-3)
Jacksonville State.....	0.824 (42-9)
Coastal Carolina.....	0.800 (40-10)
San Diego.....	0.805 (33-8)
Fordham	0.776 (38-11)
Charleston Southern.....	0.727 (32-12)
McNeese	0.689 (31-14)

- He surpassed his own Patriot League and school mark of 347 yards set last year against Lehigh.
- What makes Edmonds' day ever more remarkable is that he gained the 359 yards (the most by an NCAA Division I player this year) on just 17 carries, averaging 21.1 yards per carry, setting an NCAA FCS record for most yards gained per rush in a game. The former mark was 19.07 set by VMI's Gene Brown in 1988.
- For his exploits, Edmonds was named STATS and CFPA NCAA FCS National Offensive Player of the Week as well as Patriot League offensive player of the week.
- The 359 yards is the most for any NCAA Division I rusher this year.

EDMONDS FASTEST RAM TO 1,000 YARDS

- Junior running back **Chase Edmonds** gained 121 rushing yards in the Yale game to bring his season total to 1,065, his third straight 1,000-yard season.
- He became the fastest Ram to hit the 1,000-yard mark, doing so in his sixth game of the year.
- In 2014 and 2015 Edmonds surpassed the 1,000-yard mark in seven games while Carlton Koonce accomplished the feat in eight games in 2012.
- Edmonds is the second Ram to record three 1,000-yard rushing seasons, joining Kirwin



FORDHAM AMONG LEADERS IN NCAA FCS HOME WINS SINCE 2012

- Over the past four years, the Rams have become very adept at protecting their home turf, winning 29 of the 31 home contests over that time, including the 25 of the last 26.
- The only home losses for Fordham under former head coach Joe Moorhead were the season finale in 2012 when the Rams missed a two-point conversion in the closing seconds that would have sent the game with Colgate to overtime and a 14-7 setback to #2 Villanova on September 12.
- The seven home wins in 2013 and 2014 broke the school record for most wins on Jack Coffey Field. The former record of six was set by the 1987 squad (the Rams have used Jack Coffey Field since 1970).



NCAA FCS Home Wins Since 2012

North Dakota State.....	38
Sam Houston State.....	31
Eastern Washington.....	28
Fordham.....	29
San Diego.....	26
New Hampshire	26
James Madison	25
Illinois State	25
Coastal Carolina.....	25

NCAA FCS Home Winning Percentage Since 2012

North Dakota State.....	38-3 (.927)
Sam Houston State.....	32-2 (.941)
Fordham.....	29-2 (.935)
San Diego.....	27-2 (.931)
Harvard	24-2 (.923)
New Hampshire	26-4 (.867)
Eastern Washington.....	28-5 (.848)
Coastal Carolina.....	25-5 (.833)

ANDREW BREINER
HEAD COACH
 6-3
Fifth year at Fordham
First year as head coach



- A 2006 graduate of Lock Haven (Pa.) University, is in his fifth year on the Fordham staff after serving as the pass game coordinator/quarterback coach the first four years.
- Under his tutelage the Fordham offense has ranked at the top of the NCAA FCS the past four years.
- Last fall, the Rams led the Patriot League and were ninth in the NCAA FCS in scoring, averaging 36.8 points per game, and led the league and were second in the NCAA FCS in passing efficiency (168.30).
- Fordham was also second in the league and 20th in the NCAA FCS in passing yards/game (272.3), 19th in the NCAA FCS in first downs and third in the conference and 42nd in the NCAA FCS in rushing yards/game (180.9).
- In 2014, the Fordham offense enjoyed another record-breaking season with seven offensive players earning All-America honors and ten receiving All-Patriot League accolades, including quarterback Mike Nebrich, who was named Patriot League Offensive Player of the Year for the second consecutive season.
- The 2014 Fordham offense set school marks for rushing yards with 2,353, shattering the former mark of 2,162 set in 2013, and scoring with 569 points, surpassing the 2013 record of 526. Included in the scoring total was a school-record 31 rushing touchdowns.
- The Rams led the 2014 Patriot League in passing offense, total offense and scoring offense while on the national level the Rams ranked fourth in passing offense (326.1 yards/game) in the NCAA FCS and ranked among the top ten in scoring offense (40.6 points/game – fifth), team passing efficiency (156.23 – third), total offense (494.1 yards/game – seventh) and first downs (331 - ninth).
- For the second straight year, Fordham had a 1,000 rusher (Edmonds) and three 1,000-yard receivers (Brian Wetzell, Tebucky Jones, Jr., and Sam Ajala).
- Served as a graduate assistant at UConn before joining the Fordham staff (2009-11).
- Prior to his stay at UConn, served as an assistant coach at Allegheny College in Meadville, Pa., for two seasons, working with the quarterbacks in 2008 and the wide receivers in 2007.
- Began his coaching career in 2006 at Lock Haven, when he sustained a career-ending injury midway through his senior year and began working with the wide receivers.

Fordham Football Adds New Teammate - Jonah Shainberg Becomes A Ram

Despite the fast start to the 2013 season, the Rams were still looking for new players. One such player joined the team on September 12 last fall as 12-year-old Jonah Shainberg was officially adopted by the Rams through the Friends of Jaclyn Foundation.

Shainberg and his father, Joshua, attended practice on Thursday where they got to see the Rams as they prepared for their game with Temple in Philadelphia on Saturday. At the end of practice, head coach Joe Moorhead called Jonah out to midfield to meet the team and then had the squad run a play where

Jonah took the ball from quarterback Mike Nebrich and raced 60 yards for the score. The team met Jonah in the end zone and carried him to the locker room on their shoulders.

In the locker room, Michelle DeIeso, Executive Director, and Katie Johnson, Adoption Coordinator, from the Friends of Jaclyn Foundation spoke to the team before handing the floor over to Jonah. He explained the history of his illness to the team and spoke of how excited he was to be involved with the Rams.



Jonah Shainberg at his locker with the 2013 Fordham captains: Steven Tapia, Jake Rodriques, Carlton Koonce and Ian Williams.

sweatshirts, hats and a signed football.

While the players showered for dinner, Jonah went to the football offices where Moorhead spent time showing him how the Rams break down film from the games for the coaches.

Following an interview with News 12 Bronx, Jonah was escorted by the captains to The Marketplace for dinner.

Jonah, a student at The Child School on Randall's Island, was diagnosed with a brain tumor six years ago and underwent numerous treatments for two years. The tumor caused Jonah to suffer a stroke, which left the right side of his body weakened. He is undergoing therapy to regain control of his right side.

"This was a tremendous honor for our team," said Moorhead. "We are thrilled to be able to add a person like Jo-

nah to our roster. He has been through so much in life and maintains such a positive attitude. We are looking forward to having him with us in meetings and on the sidelines and will look to him for inspiration as the year goes on."

The Friends of Jaclyn Foundation, a 501(c)(3), non-profit, charitable organization that improves the quality of life for children suffering with pediatric brain tumors and their families. FOJ is all about love, support, and friendship. FOJ matches a child with a college or high school sports team based on geographic location. Once the team and child have been matched,

there is a ceremonial adoption. The child is surrounded by 20 or 30 new friends that rally around him or her. A deep bond is formed between the child, the child's family and the sports team. The relationship is a priceless gift. The gift is in the relationship; a child is gaining a loving support network and the team is gaining an insight into the value of life and the power of love. The result of this connection is mutual respect, support, friendship and love.



Jonah led the team breakdown and the four captains led Jonah to his locker, which was full of Fordham football gear, including t-shirts,



EDMONDS CHASES THE FORDHAM RUSHING RECORDS

- Fordham junior running back **Chase Edmonds** has already become the Fordham career rushing yard leader with 4,985 yards and set school career marks for both touchdowns and rushing touchdowns.
- He set the school career records for most touchdowns (62) and rushing touchdowns (55) this year.
- **Edmonds** broke Kirwin Watson's career rushing record of 4,617 yards.
- **Edmonds** has the top two single season rushing marks, setting the school record with 1,838 as a rookie in 2014 and then rushing for 1,648 last season.
- **Edmonds** also has the two best rushing touchdowns seasons for the Rams, scoring 23 times as a freshman and 20 times on the ground last fall.
- **Edmonds's** Patriot League record 359-yard rushing performance vs. Lafayette on October 8 was his sixth career 200-yard game, tops all-time at Fordham, while he also has 18 career 100-yard games.

Career Rushing Yards

4985....	Chase Edmonds	2014-
4617....	Kirwin Watson.....	2000-03
3382....	Carlton Koonce.....	2010-13
3246....	Chip Kron.....	1983-86
2990....	Xavier Martin.....	2007-10
2691....	Pierre Davis.....	1974-77
2448....	Rick Hollawell.....	1986-89
2264....	Juan Pacheco.....	1977-80
2004....	James Prydatko.....	2002-07

Career Rushing Touchdowns

55.....	Chase Edmonds	2014-
48.....	Kirwin Watson.....	2000-03
31.....	Rick Hollawell.....	1986-89
29.....	Chip Kron.....	1983-86
27.....	Dennis DeMeo.....	1973-76
26.....	Carlton Koonce.....	2010-13
25.....	Xavier Martin.....	2007-10
24.....	Pierre Davis.....	1974-77



Career Touchdowns

62.....	Chase Edmonds	2014-
49.....	Kirwin Watson.....	2000-03
37.....	Javarus Dudley.....	2000-03
36.....	Rick Hollawell.....	1986-89
34.....	Carlton Koonce.....	2010-13
32.....	Brian Wetzel.....	2011-14
31.....	Chip Kron.....	1983-86

Watson who did it in 2001, 2002 and 2003.

FORDHAM SETS SCHOOL AND PATRIOT LEAGUE SCORING RECORDS

- In the Rams' 83-21 win over Elizabeth City State University on September 10, Fordham set a new school and Patriot League record with the 83 points, surpassing the former Fordham record of 78 set against New Haven in 1977 (the Rams' NCAA FCS record was 63 set at Rhode Island in 2003) and the former Patriot League record of 69 set by Lehigh against Georgetown in 2002.

CANTELLI HAULING THEM IN

- Senior wide receiver **Robbie Cantelli** has caught eleven touchdown passes this year after having only two in his first three years at Fordham.
- The eleven receiving touchdowns are tied for fourth most in a season for the Rams.
- Cantelli is second in the Patriot League and sixth in the NCAA FCS in receiving touchdowns.
- Cantelli arrived at Fordham as a walk-on but was named a scholarship player prior to the season.

FORDHAM SETS & RESETS SCHOOL RUSHING RECORDS

- In the Rams' 83-21 win over Elizabeth City State University on September 10, Fordham set a new school record with 393 rushing yards in the game, bettering the old mark of 379 set last year against Lehigh.
- That record didn't last long, however, as Fordham shattered that mark, gaining 516 rushing yards in the win over Lafayette on October 8.

2002, 2007 & 2014 Patriot League Champions www.fordhamsports.com

Assistant Coaches and Support Staff

Andrew Breiner - Head Coach
Jon Wholley - Def. Coor./Linebackers
Tyler Bowen - Off. Coor./Off. Line
Shane Fogarty - Special Teams Coor./RBs
Joe Davis - Pass Game Coor./QBs
Jerrick Hall - Def. Line
Darrell Perkins - Safeties
Ian Pace - Tight Ends
Mark Dupuis - Wide Receivers
Ryan Davis - Cornerbacks
Will Reimann - Outside Linebackers
Nate Pryzbek - Defensive Quality Control
Kevin Reihner - Offensive Quality Control
Patrick Morrissey - ST Quality Control
Greg Marmaros - Dir. of Football Ops
Tim Rehm - Head Strength & Cond.
Joshua Greer - Asst. Strength & Cond.

Vincent Porricelli - Head Athletic Trainer
Dave Zippo - Assoc. Head Athletic Trainer

Game Day Locations

On the field...

Head Coach Andrew Breiner
 Offense: Tyler Bowen, Shane Fogarty
 Defense: Jon Wholley, Jerrick Hall

In the booth...

Offense: Joe Davis, Mark Dupuis, Ian Pace
 Defense: Ryan Davis, Darrell Perkins, Will Reimann

THE FORDHAM AX

As the Fordham Rams take the field on game day you'll notice that one of the players will be carrying an ax, a prop that former head coach Joe Moorhead uses to motivate the troops. The ax, first brought out in his first season at Fordham, is there to remind the players that when Abraham Lincoln was asked if he was given six hours to chop down a tree what would he do and he responded that he would spend the first five hours sharpening the ax. It's to show the players that preparation is as important as execution.



BY THE NUMBERS

3

Patriot League Titles
(2002, 2007, 2014)

3

Academic All-Americans over the
past three years (Brett Biestek in 2013;
Biestek and Dan Light in 2014)

5

NCAA FCS Championship
Appearances
(2002, 2007, 2013, 2014, 2015)

10

Number of Fordham All-Patriot
League selections in 2015

18

Number of Fordham All-Patriot
League selections in 2014,
a league record

28

Home wins for the Rams since 2012,
third most of any NCAA FCS team

28

Number of Rams named to the 2015
Patriot League Academic Honor Roll

43

Wins over the past three years, the
most of any New York City area team


1,838

Chase Edmonds' single season
school record rushing total set in 2014

8 - Fordham University Football Game Notes

Did You Know?

Fordham Appeared in the First Televised College Football Game 76 Years Ago



On September 30, 1939, Fordham hosted Waynesburg College at Triboro Stadium on Randall's Island. The game was the season opener for the Rams, who beat Waynesburg, 34-7. Announcer Bill Stern called the contest over station W2XBS (now WNBC) as a demonstration of this new medium at the World's Fair. Two iconoscope cameras, which had just been patented by RCA, were used to televise the game with the images

being sent to a relay station 10 miles from the stadium and then, by cable, to the top of the Empire State Building, where a large transmitter broadcast the game to the lucky few who owned a television in those days. A top-of-the-line set in 1939, a Clifton, sold for about \$600.

Notable Fordham players who appeared in the game include Len Eshmont and Dominic Principe, who went on to play in the professional ranks, as well as Ralph Friegden, father of former Maryland head coach Ralph Friedgen, who scored twice in the game and Donald Lambeau - son of Green Bay Packer legend Earl Louis "Curly" Lambeau.

- In the Elizabeth City game, three Rams rushed for over 100 yards, led by **Chase Edmonds**, who picked up 155 yards on 16 carries.
- **D'Angelo Palladino** (116 yards on 19 carries with one touchdown) and **Kendall Pearcey** (115 yards on 12 carries with two scores) also went over 100 yards.
- It is believed to be the first time the Rams have had three 100-yard rushers in a game.
- In the Lafayette game, Edmonds rushed for a school and Patriot League record 359 yards and four scores. He bettered his own Patriot League and school mark of 347 yards set last year against Lehigh.

REDD SETS SCHOOL AND PATRIOT LEAGUE RECORDS

- Senior placekicker **Makay Redd** set a school and Patriot League record with eleven PATs in the win over Elizabeth City State on September 10, breaking the former Fordham record of nine, set by Micah Clukey against Rhode Island in 2003. The former Patriot League record was also nine, set by Holy Cross in 1987 and matched four times, the last being the Rams' game at Rhode Island.
- Redd added two field goals in the game to score 17 total points.
- Redd now has 79 career PATs, good for fourth on the Fordham career list.



TAKE IT AWAY

- The 2015 Fordham Rams were adept at forcing turnovers, ranking fifth in turnover margin (1.18) and seventh in the NCAA FCS in turnovers gained (28), including five in the win over Lehigh on October 24 (four interceptions and one fumble recovery).
- Included in the 28 takeaways were 16 interceptions, 12th best in the NCAA FCS.
- The Rams have continued their success with turnovers, ranking first in the Patriot League in turnover margin (1.44) and turnovers gained (25)
- Nationally the Rams are second in turnovers gained and third in turnover margin.

RUNNING WILD

- After setting numerous passing records the past three years, the 2016 Fordham Rams have

ANDERSON CLIMBING CAREER PASSING LISTS

- Despite having played in only 23 career games, senior quarterback **Kevin Anderson** is already in the top six on the Fordham career passing yards and passing touchdown lists.
- Anderson's 263 passing yards against Colgate brings his career total to 5,154, sixth on the Fordham career passing yards list while he has 54 passing touchdowns in his career, third most in school history.
- Anderson's 302 passing yards against Navy was Anderson's sixth career 300-yard game, tying him for third most in Fordham history.



Career Passing Yards

9923.....	John Skelton.....	2006-09
8084.....	Mike Nebrich.....	2012-14
6112.....	Kevin Eakin.....	2000-03
5925.....	Joe Moorhead.....	1992-95
5393.....	Ryan Higgins.....	2009-12
5154.....	Kevin Anderson.....	2015-
4247.....	Roger Franz.....	1951-53
3879.....	Gary Brennan.....	1988-91
3496.....	Mark Carney.....	1998-01
3174.....	Steve O'Hare.....	1997-98

Career Passing Touchdowns

69.....	John Skelton.....	2006-09
66.....	Mike Nebrich.....	2012-14
54.....	Kevin Anderson.....	2015-
45.....	Kevin Eakin.....	2000-03
32.....	Mark Carney.....	1998-01
31.....	Dick Doheny.....	1948-50
30.....	Joe Moorhead.....	1992-95
30.....	Derric Daniels.....	2004-06
28.....	Steve O'Hare.....	1997-98

taken to the ground game.

- The Rams lead the Patriot League and are ninth in the NCAA FCS in rushing average, gaining 244.3 yards/game.
- The ground game has also helped the Rams find the end zone as Fordham is second in the Patriot League and ninth in the NCAA FCS in scoring, averaging 39.0 points per game.
- Leading the way is junior running back **Chase Edmonds**, who leads the NCAA FCS with 166.6 rushing yards/game (third among all NCAA Division I rushers).
- Edmonds is fifth in the NCAA FCS rushing touchdowns (12) and ninth in scoring (8.7).

D-LINE BANGED UP

- The Fordham defensive line has endured its fair share of injuries in 2016.
- Projected starters **Marlon Crook** and **Josh Klecko** along with **Alex Washington** and **Tony Fox** have all been sidelined since the beginning of the year with various injuries.
- The Rams did get senior **Manny Adeyeye** back for the Georgetown game after he missed the first six games.
- The injury bug also hit the Rams at linebacker as preseason All-Patriot League linebacker **Niko Thorpe** wasn't able to suit up until the Georgetown game due to injuries.

FORDHAM ONE OF 4 FCS TEAMS WITH 2 FBS WINS SINCE 2013

- The Fordham University Rams are one of four NCAA FCS teams to have two wins over an FBS opponent since 2013, joining North Dakota State (who has four FCS wins over that span), Bethune-Cookman and Portland State.
- The Rams were also one of eight to have a win over an NCAA FBS school in 2015.

RANKED RAMS

- In the latest NCAA FCS polls, the Fordham Rams received votes in both the STATS NCAA FCS and NCAA FCS Coaches poll.
- Rams had been ranked in the top 25 for 44 straight weeks prior to the September 12 poll.
- Fordham started the run following its win over Temple on September 14, 2012 (the Rams started receiving votes the previous week when they knocked off #8 Villanova).

BY THE NUMBERS II

0

Number of back-to-back losses for the Rams since 2012

2

Number of Fordham wins over NCAA FBS schools since 2013 (the Rams are one of four NCAA FCS schools with two NCAA FBS wins over that period)

7

Touchdown passes caught last year by Phazahn Odom, a school record for a tight end

10

Liberty Cup wins for the Rams over Columbia

23

Number of times the Rams scored 40 points or more since 2012

55

Chase Edmonds' career rushing touchdowns, a Fordham career record

62

Career touchdowns by Chase Edmonds, a new school record

4,985

Chase Edmonds' career rushing yards, a Fordham record

RECORD BREAKDOWN

Current Streak Won 1
 Current Home Streak Won 10
 Current Road Streak Lost 4
 Last Win 24-20 vs. Colgate (11/5/16)
 Last Road Win.. 38-31 at Georgetown (11/14/15)
 Last Loss 58-37 at Lehigh (10/29/16)
 Last Road Loss..... 58-37 at Lehigh (10/29/16)

Home 6-0
 Away 0-3
 Natural Grass 0-1
 Artificial Turf 6-2
 vs. Ranked Opponents 0-1

Leading at Halftime 4-1
 Trailing at Halftime 1-2
 Tied at Halftime 0-0

Scoring First 4-1
 Opponent Scoring First 1-2
 Score < 20 Points 0-1
 Score 20+ Points 2-0
 Score 30+ Points 0-1
 Score 40+ Points 3-1
 Opponent Scores < 20 Points 1-0
 Opponent Scores 20+ Points 2-0
 Opponent Scores 30+ Points 2-0
 Opponent Scores 40+ Points 0-3

Gain < 20 First Downs 1-0
 Gain 20+ First Downs 4-3
 Opponent Gains < 20 First Downs 3-2
 Opponent Gains 20+ First Downs 1-2

More Rushing Yards than Opponent 3-1
 Fewer Rushing Yards than Opponent 2-2
 Rush for <100 Yards 1-0
 Rush for 100+ Yards 4-3
 Opponent Rushes for < 100 Yards 1-0
 Opponent Rush for 100+ Yards 5-3

More Passing Yards than Opponent 5-2
 Fewer Passing Yards than Opponent 1-1
 Pass for < 200 Yards 1-1
 Pass for 200+ Yards 5-2
 Opponent Pass for < 200 Yards 4-1
 Opponent Pass for 200+ Yards 2-2

More Total Yards than Opponent 4-1
 Fewer Total Yards than Opponent 2-2
 Gain < 300 Total Yards 1-0
 Gain 300+ Total Yards 5-3
 Opponent Gain < 300 Total Yards 1-0
 Opponent Gain 300+ Total Yards 5-3

Commit No Turnovers 1-0
 Commit < 3 Turnovers 5-3
 Commit 3+ Turnovers 0-0
 Force < 3 Turnovers 4-2
 Force 3+ Turnovers 2-1

Commit <6 Penalties 3-2
 Commit 6+ Penalties 3-1

3rd Down % < 25% 1-0
 3rd Down % 25-49% 4-1
 3rd Down % 50+% 1-2
 Opponent 3rd Down % < 25% 0-0
 Opponent 3rd Down % 25-49% 5-1
 Opponent 3rd Down % 50+% 1-2

KEVIN ANDERSON CLIMBING RECORD BOOK

- Senior quarterback **Kevin Anderson** threw for 3,183 yards last year, the fourth best single season in school history, in his first year as a starter.
- His 1,971 passing yards so far in 2016 brings his career mark to 5,154, sixth best in school history.
- Anderson also threw 32 scoring strikes last year, the second best single season in Fordham history, and now has 54 for his career, third best all-time at Fordham.
- Anderson entered the 2015 season having never attempted a pass in a college game.



ODOM SETS TIGHT END MARK

- Last year, senior tight end **Phazahn Odom's** hauled in seven touchdown passes, setting a new school mark for tight ends in a season.
- He broke the record of six set by Stephen Skelton in 2009 and matched by Dan Light in 2013.
- Odom also became the first Fordham tight end to lead the team in receptions and receiving yards in a season.
- Over his career, Odom now has nine touchdown catches, tied for second most by a tight end in school history with Light, one behind Skelton's record of ten.

The Preseason Prognosticators

2016 Patriot League Coaches/SIDs Poll

Team Points (First Place Votes)

1. Colgate 70 (10)
2. **Fordham..... 63 (3)**
- t3. Holy Cross 47
- t3. Lehigh 47
5. Bucknell 31
6. Lafayette 19
7. Georgetown 17



Preseason Players of the Year

Offensive: Chase Edmonds, Jr., RB, Fordham

Defensive: Kyle Diener, LB, Colgate (Sr.)

2016 Patriot League Football Preseason All-League Team

Offense

- QB Peter Pujals, Holy Cross (Sr.)
RB Chase Edmonds, Fordham (Jr.)
 RB James Holland, Colgate (Jr.)
 FB/HB Matt Buckman, Georgetown (Sr.)
 WR Will Carter, Bucknell (Sr.)
 WR Brendan Flaherty, Holy Cross (Sr.)
 WR Troy Pelletier, Lehigh (Jr.)
TE Phazahn Odom, Fordham (Gr.)
OL Anthony Coyle, Fordham (Jr.)
 OL Jordi Dalmau, Colgate (Sr.)
 OL Julie'n Davenport, Bucknell (Sr.)
 OL Zach Duffy, Lehigh (Sr.)
 OL Tim O'Hara, Lehigh (Jr.)

Defense

- DL Pat Afriyie, Colgate (Jr.)
 DL Abdullah Anderson, Bucknell (Jr.)
 DL Dwayne Cameron, Holy Cross (Sr.)
 DL Ben Schumacher, Bucknell (Sr.)
 LB Colton Caslow, Lehigh (Sr.)
 LB Kyle Diener, Colgate (Sr.)
 LB Mark Pyles, Bucknell (Jr.)
 LB Ben Richard, Bucknell (Jr.)
LB Niko Thorpe, Fordham (Jr.)
 DB Luke Ford, Holy Cross (Sr.)
 DB Chris Morgan, Colgate (Sr.)
 DB Alim Muhammad, Holy Cross (Jr.)
DB Jihaad Pretlow, Fordham (Sr.)

Special Teams

- PK Henry Darmstadter, Georgetown (Sr.)
 P Alex Pechin, Bucknell (So.)
RS Jihaad Pretlow, Fordham (Sr.)
 Non-Specialist Player Jethro Francois, Georgetown (So.)

Roddy Roche a Perfect Match

Don't blame Fordham University football student-athlete Roddy Roche if he starts playing the lottery. He has already beaten some long odds... as a bone marrow donor. Roche was selected from over nine million bone marrow registry members to donate his bone marrow to a 60-year old woman who is suffering from cancer last December.

Roche started the process by registering at annual Fordham football "Be the Match" registry in April of 2014. He completed a quick registration form and then submitted a swab of cheek cells using a cotton swab to determine tissue type and his results were stored in a database, awaiting a match.

"Everyone on the team was registering and we were encouraging others to register too," said Roche. "I had no idea that I would be a match and get a phone call about helping to save someone's life."

The call for Roche came in August, at the beginning of the football season. Roche was asked to submit to further testing to determine if he would be compatible with the person in need, with the odds still being about one in ten for Roche being a perfect match.

In September, Roche got the call that would change his life. He was told that he was a match for someone in need of bone marrow. Even though it was in the middle of another successful football season, Roche didn't hesitate when asked to donate, even if it meant he would have to miss football activities for a period of time.

"When I got the call and heard the other person say 'thank you for your donation, you are a match' a lot went through my head," said Roche. "But it wasn't very difficult to agree to do it, knowing that I could help someone in need."

The original plan was to have Roche donate in October but he received a phone call that the recipient had taken ill and they would have to delay the procedure. A few weeks before Thanksgiving, Roche was told that the donation was a go and on November 30, he started a four-day stretch in which he received shots in his arm and abdomen to prepare his marrow for donation. Then on December 3, he went to a blood center in Manhattan for the five-hour process.

"It was relatively painless," said Roche. "They hook you up to a machine that removes your blood and separates out the marrow before returning the rest of the blood back into your other arm. The toughest part of the whole process was having to sit completely still the entire time."

Roche was told that the recipient is now his "blood sister", and that they both now have the same type of blood and genetic traits. "They told me that if I was allergic to anything that the recipient would now also be allergic to the same thing," commented Roche, who also noted that he has no known allergies.



FORDHAM'S IRON MEN

- Senior linebacker **George Dawson** and senior punter **Joe Pavlik** have become the Fordham career games played leaders as each have played in all 49 games since arriving as freshmen in 2013.
- They surpassed the former mark of 47 games, set by Javarus Dudley (2000-03) and matched by Joe Sullivan (2011-14).

THE FORDHAM CAPTAINS

- Fordham will be represented by three captains in 2016: senior quarterback **Kevin Anderson**, senior linebacker **George Dawson** and senior punter **Joe Pavlik**.
- Anderson and Dawson are serving as a captain for the second straight year.

SPREADING THE WEALTH

- After graduating the top five pass catchers from 2014, the 2015 Rams didn't know where the receptions would come from.
- The answer was receiver by committee as 12 different receivers had at least one catch in 2015, five of those true freshmen.
- More so, five receivers had between 31 and 37 catches on the year.
- The entire 2015 receiving corps had totaled just 43 catches in 2014.



BY THE NUMBERS III

18

Number of returning starters
in 2016 for the Rams

19

Number of Fordham wins over
Patriot League opponents
over the past four years

25

Touchdowns scored by Chase
Edmonds in 2015, a school record

32

Touchdown passes thrown by Kevin
Anderson in 2015, the second best
single season in school history

150

Points scored by Chase Edmonds
in 2015, a school record

359

Number of rushing yards for
Chase Edmonds against Lafayette on
October 8, a Fordham and
Patriot League record

403

Number of all-purpose yards for
Chase Edmonds against Lehigh in
2015, a Fordham and
Patriot League record

28, 33, 40

Retired Fordham football numbers:
28 - Bill Tierney
33 - Connie Murphy
40 - Vince Lombardi

BY THE NUMBERS IV

2

Number of Fordham alums playing in the NFL (Safety Isa Abdul Quddas with the Miami Dolphins and kicker Patrick Murray with the Cleveland Browns)

6

Career 300-yard passing games for Kevin Anderson, tied for third most in school history

9

Career touchdown passes caught by Phazahn Odom, tied for second most in a career for a Fordham tight end

11

School and Patriot League record for PATs set by Makay Redd in the win over Elizabeth City State on Sept. 10

24

Career 100-yard rushing games for Chase Edmonds, a school record

83

School and Patriot League record for points scored in the win over Elizabeth City State on Sept. 10

516

School record rushing yards gained in the win over Lafayette on Oct. 8

• Here are the top seven receivers compared to the 2014 season.

Receiver	2014			2015		
	Recpt.	Rec. Yards	TDs	Recpt.	Rec. Yards	TDs
Phazahn Odom	5	56	0	37	492	7
Corey Caddle*	-	-	-	36	466	5
Austin Longi*	-	-	-	34	463	6
Robbie Cantelli	2	37	1	32	472	1
Chase Edmonds	19	121	1	31	383	5
Jonathan Lumley*	-	-	-	19	263	3
Jordan Allen*	-	-	-	17	322	1

* - 2015 Freshman

THIS IS FORTY

- Fordham scored more than 40 points in four of the eight games in 2016, in five of the 12 games in 2015 and 24 times since 2012.
- The 83 points scored by the Rams against Elizabeth City State on September 10 was a Patriot League record.
- The Rams scored 154 points over a three game stretch last fall (48 at Penn, 47 versus Holy Cross and the 59 against Lehigh), the highest three-game total in school history.
- The Rams won three straight games in 2015 despite surrendering 40 points or more in each (48-45 over Penn, 47-41 over Holy Cross and 59-52 versus Lehigh) prior to the Penn game the last time it happened was a 49-40 win over Georgetown in 1998).

NO EXPERIENCE – NO PROBLEM

- The Fordham Rams entered the 2015 season opener at Army West Point without a quarterback on the roster who had attempted a pass in a college game (the lone player to have attempted a pass in a college game was punter **Joe Pavlik**, who threw a touchdown pass to Marc DeSisto in the 2014 Army game). But not to worry. **Kevin Anderson** completed 15 of 23 passes for 322 yards in the 37-35 win.
- On the season, Anderson completed 229 of 342 passes for 3,183 yards and 32 touchdowns and he rushed 158 times for 341 yards and one score. He led the Patriot League and was third in NCAA FCS in passing efficiency (170.2), is second in Patriot League, and eleventh in the NCAA FCS in total offense (293.7) and he was second in the league and 12th in the NCAA FCS in passing yards per game (265.3) as well as being third in the NCAA FCS in passing touchdowns (32).
- It wasn't just quarterback where the Rams lacked experience heading into the 2015 opener. Fordham also did not have a player on the roster who had attempted a field goal or extra point in a college game. Not to worry. **Makay Redd** was two-for-two in field goals, hitting one for 22 and one for 27 yards, and three-for-three in PATs.

2016 WEEKLY AWARD WINNERS

Caleb Ham

Patriot League Defensive Player of the Week (10/24)

Chase Edmonds

STATS NCAA FCS Off. Player of the Week (10/10)

CFPA NCAA FCS Off. Player of the Week (10/10)

Patriot League Off. Player of the Week (10/10)

Makay Redd

Patriot League Special Teams Player of the Week (9/5)

D'Angelo Palladino

Patriot League Rookie of the Week (9/12)

Max Roberts

Patriot League Rookie of the Week (9/26)



• On the season, Redd connected on eight of his 12 field goal attempts, including a 54-yarder – one yard shy of the school record, and 40 of 44 PATs and he averaged 59.7 yards/kickoff to earn First Team All-Patriot League honors.

FORMER RAMS IN THE NFL

- As of September 5, 2016, two former Rams are currently on NFL rosters:
- Defensive back **Isa Abdul Quddus** is starting his first year with the Miami Dolphins after playing the past two seasons in Detroit. He originally signed as a free agent with the New Orleans Saints in 2011 and spent three years with the Saints.
- Placekicker **Patrick Murray** is on the Cleveland Browns roster, although he was placed on IR on September 23. He signed as a free agent with the Tampa Bay Bucs in 2014, connecting on 20 of 24 field goals attempts, before missing the 2015 season with an injury.
- Additionally, wide receiver **Greg Wilson** is a member of the Calgary Stampeders of the CFL. He was also a member of the Denver Broncos in 2014.



NFL CONNECTIONS

- Three members of the 2016 Fordham University football squad have connections to the NFL:
- Senior defensive lineman **Josh Klecko's** father, Joe, played for eleven years with the New York Jets, while his brother, Dan, won three Super Bowl titles, two with the New England Patriots (2004 and 2005) and one with the Indianapolis Colts (2007).
- Freshman **Jeff Ginn, Jr.'s** cousin, Ted Ginn, Jr., is a member of the Carolina Panthers.
- Sophomore **Dylan Mabin's** brother, Jordan, played for the San Diego Chargers last year.

RAMS IN CONFERENCE PLAY

- Fordham is 19-3 against Patriot League opponents over the past four years (the Rams were 5-1 last year, a perfect 6-0 in 2015 and 5-1 in 2013, though the games in 2013 did not count in the league standings).

FUTURE SCHEDULES

2017

- Sept. 1 at Army
- Sept. 9 at Central Connecticut State
- Sept. 16 EASTERN WASHINGTON**
- Sept. 23 at Bryant
- Sept. 30 YALE**
- Oct. 7 at Lafayette*
- Oct. 14 at Colgate*
- Oct. 21 at Georgetown*
- Oct. 28 LEHIGH* (FW)**
- Nov. 4 HOLY CROSS* (HC)**
- Nov. 11 Open
- Nov. 18 BUCKNELL***

2018

- Sept. 1 at Charlotte
- Sept. 8 at Richmond
- Sept. 15 Open
- Sept. 22 CENT. CONN. ST. (HC)**
- Sept. 29 STONY BROOK**
- Oct. 6 GEORGETOWN***
- Oct. 13 at Lehigh*
- Oct. 20 BRYANT**
- Oct. 27 LAFAYETTE* (FW)**
- Nov. 3 COLGATE***
- Nov. 10 at Holy Cross*
- Nov. 17 at Bucknell*

2016 GAME-BY-GAME STARTERS - OFFENSE

Opp	RT	RG	C	LG	LT	QB	RB	TE	WR	WR	WR	K
Navy	Donaldson	Johnson	Hartman	McCauley	Coyle	Anderson	Edmonds	Odom	Longi	Cantelli	Caddle	Redd
Elizabeth City	Marlin	Johnson	Hartman	McCauley	Coyle	Anderson	Edmonds	Odom	Lumley	Cantelli	Caddle	Redd
Penn	Marlin	Johnson	Hartman	McCauley	Coyle	Anderson	Edmonds	Odom	Longi	Cantelli	Solano	Redd
Monmouth	Marlin	Donaldson	Hartman	Johnson	Coyle	Anderson	Edmonds	Searight	Longi	Cantelli	Solano	Redd
Lafayette	Marlin	Donaldson	Hartman	Lombard	Coyle	Anderson	Edmonds	Searight	Longi	Cantelli	Solano	Redd
Yale	Marlin	Donaldson	Hartman	Lombard	Coyle	Anderson	Edmonds	Odom	Longi	Cantelli	Solano	Redd
Georgetown	Marlin	Donaldson	Hartman	Lombard	Coyle	Medlock	Edmonds	Odom	Longi	Cantelli	Odom	Redd
Lehigh	Marlin	Z. Johnson	Hartman	Lombard	Coyle	Anderson	Edmonds	Searight	Longi	Cantelli	Solano	Redd
Colgate	Marlin	Donaldson	Hartman	Lombard	Coyle	Anderson	Edmonds	Searight	Longi	Cantelli	Solano	Redd
Holy Cross												
Bucknell												

2016 GAME-BY-GAME STARTERS - DEFENSE

Opp	DE	DT	DT	DE	Will	Mike	Sam	CB	FS	SS	CB	P
Navy	Green	Angeli	Vaughn, J.	Weir	Fitzgerald	Barletta	Dawson	Pretlow	Jackson	Ham	Mabin	Pavlik
Elizabeth City	Green	Angeli	Vaughn, J.	Weir	Fitzgerald	Barletta	Dawson	Pretlow	Jackson	Ham	Mabin	Pavlik
Penn	Green	Angeli	Vaughn, J.	Menyah (DB)	Fitzgerald	Barletta	Dawson	Pretlow	Jackson	Ham	Mabin	Pavlik
Monmouth	Green	Angeli	Vaughn, J.	Weir	Fitzgerald	Barletta	Dawson	Pretlow	Jackson	Ham	Mabin	Pavlik
Lafayette	Green	Angeli	Vaughn, J.	Roberts	Fitzgerald	Barletta	Dawson	Pretlow	Jackson	Ham	Mabin	Pavlik
Yale	Weir	Angeli	Menyah (DB)	Roberts	Fitzgerald	Barletta	Dawson	Pretlow	Jackson	Ham	Mabin	Pavlik
Georgetown	Roberts	Angeli	Vaughn, J.	Menyah (DB)	Lambert	Barletta	Dawson	Pretlow	Jackson	Ham	Mabin	Pavlik
Lehigh	Roberts	Angeli	Vaughn, J.	Menyah (DB)	Lambert	Barletta	Dawson	Pretlow	Jackson	Ham	Mabin	Pavlik
Colgate	Weir	Adeyeye	Vaughn, J.	Thorpe(LB)	Roberts	Barletta	Dawson	Pretlow	Jackson	Ham	Mabin	Pavlik
Holy Cross												
Bucknell												

BY THE NUMBERS V

2

Career 100-yard rushing games for Kevin Anderson, tied for most for a quarterback in school history

2

Career 300-yard rushing games for Chase Edmonds, the most in school history

6

Career 200-yard rushing games for Chase Edmonds, the most in school history

21.1

NCAA FCS record for average yards per carry in a game, set by Chase Edmonds when he rushed 17 times for 359 yards against Lafayette

49

Consecutive games played for seniors George Dawson and Joe Pavlik, a new Fordham career record

358

Career points scored by Chase Edmonds, a school and Patriot League record

EDMONDS BECOMES FORDHAM'S ALL-TIME SCORING LEADER

- Fordham junior running back **Chase Edmonds** became the Patriot League's and Fordham's all-time leading scorer this fall as well as setting new school career marks for most touchdowns and most rushing touchdowns.
- **Edmonds** has 372 career points, surpassing Kirwin Watson's former mark of 300 set from 2000-03 and the Patriot League mark of 358 points by Colgate's Jordan Scott (2005-08).
- He has the top two single season scoring marks in school history with 150 points in 2015 and 144 points in 2014.
- **Edmonds** became the school's career touchdown leader in the Penn game when he scored his 51st touchdown, surpassing Watson's record of 50.
- He has the top two single season touchdown marks in school history with 25 in 2015 and 24 in 2014.
- **Edmonds** set the school career rushing touchdown record at Monmouth with his 49th.

Scoring - Points

Season	Career
150 ... Chase Edmonds 2015	62..... Chase Edmonds 2014-
144 ... Chase Edmonds 2014	50..... Kirwin Watson 2000-03
127 ... Michael Marando..... 2014	37..... Javarus Dudley..... 2000-03
126 ... Kirwin Watson 2003	36..... Rick Hollawell 1986-89
120 ... Michael Marando..... 2013	34..... Carlton Koonce..... 2010-
114 ... Kirwin Watson 2002	32..... Brian Wetzel..... 2011-14
	31..... Chip Kron 1983-86

Career

372 ... Chase Edmonds 2014-
300... Kirwin Watson 2000-03
283 ... Michael Marando..... 2011-14
225... Micah Clukey..... 2003-06
222... Javarus Dudley..... 2000-03
216... Rick Hollawell..... 1986-89

Rushing Touchdowns

Season	Career
23..... Chase Edmonds 2014	56..... Chase Edmonds 2014-
20..... Chase Edmonds 2015	48..... Kirwin Watson 2000-03
20..... Kirwin Watson 2003	31..... Rick Hollawell..... 1986-89
18..... Kirwin Watson 2002	29..... Chip Kron 1983-86
17..... Pierre Davis 1977	27..... Dennis DeMeo..... 1973-76
	26..... Carlton Koonce..... 2010-13
	25..... Xavier Martin 2007-10

Scoring - Touchdowns

Season	Career
25..... Chase Edmonds 2015	56..... Chase Edmonds 2014-
24..... Chase Edmonds 2014	48..... Kirwin Watson 2000-03
21..... Kirwin Watson 2003	31..... Rick Hollawell..... 1986-89
19..... Kirwin Watson 2002	29..... Chip Kron 1983-86
17..... Pierre Davis 1977	27..... Dennis DeMeo..... 1973-76
16..... Javarus Dudley..... 2003	26..... Carlton Koonce..... 2010-13
	25..... Xavier Martin 2007-10

RAMS IN NON-CONFERENCE PLAY

- Over the past three years the Fordham Rams are 20-7 in non-conference play (not including the five NCAA FCS Championship games).
- In 2013 the Rams were unbeaten against non-conference opponents with a perfect 6-0 record, the most non-conference victories for the Rams since the 2003 squad won five non-conference games.

SPEED

- The Rams have a new credo for 2016 which is SPEED.
- SPEED is an acronym from head coach Andrew Breiner for "Superior Preparation plus Effort and Execution will result in Domination."



WHAT'S NEXT?

- The Rams close out the 2016 regular season by traveling to Lewisburg, Pennsylvania, to face the Bucknell University Bison in a Patriot League game on Saturday, November 19, at 12:00 p.m.



2016 FORDHAM DEPTH CHART

(Holy Cross Game - 11/12/16)



OFFENSE

QB 14 **Kevin Anderson (Sr., 6-2, 215)**
7 Luke Medlock (Jr., 6-1, 208)

RB 22 **Chase Edmonds (Jr., 5-9, 205)**
3 Kendall Pearcey (Sr., 5-10, 200)

X 9 **Jorge Solano (Sr., 5-9, 184)**
16 Andrew Prince (So., 6-2, 178)

Z 26 **Robbie Cantelli (Sr., 6-0, 193) or**
25 **Jordan Allen (So., 6-2, 192)**

H 2 **Corey Caddle (So., 5-9, 168) or**
5 **Austin Longi (So., 5-8, 150)**

TE 15 **Phazahn Odom (Sr., 6-8, 250)**
1 Isaiah Searight (So., 6-4, 242)

RT 65 **Sam Marlin (Sr., 6-8, 297)**
54 John Boyd (Sr., 6-5, 270)

RG 71 **Garrett Donaldson (Jr., 6-5, 279)**
79 Dominic Lombard (So., 6-5, 288)

C 58 **Ben Hartman (Jr., 6-5, 289)**
79 Dominic Lombard (So., 6-5, 288)

LG 74 **Zack Johnson (Sr., 6-5, 290)**
72 Erik McCauley (Sr., 6-4, 295)

LT 78 **Anthony Coyle (Jr., 6-5, 297)**
71 Garrett Donaldson (Jr., 6-5, 279)

DEFENSE

END 48 **Brandon Weir (Sr., 6-3, 238)**
43 JM Nocket (So., 6-4, 220)

T 91 **Justin Vaughn (Sr., 6-5, 287)**
99 Erik Rottsolk (So., 6-6, 263)

T 67 **Nick Angeli (Jr., 6-1, 286)**
51 Michael Ware (Fr., 6-4, 221)

END 57 **Ty Green (Jr., 6-4, 261)**
59 Jonathan Dimon (Jr., 6-0, 234)

WILL 7 **Noah Fitzgerald (So., 6-0, 212)**
29 Jarod Vyent (So., 6-3, 204)

MIKE 42 **David Barletta (Sr., 6-4, 227)**
52 Brett Lambert (Sr., 6-1, 220)

SAM 6 **George Dawson (Sr., 6-2, 224)**
44 Max Roberts (Fr., 6-1, 222)

CB 24 **Jihaad Pretlow (Sr., 5-11, 195)**
23 Marcus Fulmore (Sr., 5-9, 194)

FS 31 **Caleb Ham (Jr., 6-1, 192)**
34 Tyler Long (So., 6-2, 203)

RS 35 **Antonio Jackson (So., 6-2, 183)**
14 Lawrence Menyah (So., 6-2, 201)

CB 8 **Dylan Mabin (So., 6-1, 185)**
46 Jesse Bramble (Fr., 6-0, 180) or
30 James Biggs-Frazier (So., 5-9, 181)

SPECIAL TEAMS

P 19 **Joe Pavlik (Sr., 5-11, 181)**
97 Alejandro Cardenas (Jr., 5-10, 185)

PK 17 **Makay Redd (Sr., 6-0, 225)**
97 Alejandro Cardenas (Jr., 5-10, 185)

LSNP 85 **James Orfini (Jr., 6-5, 200)**
93 Robert Carlyle (Sr., 6-1, 211)

HOLD 19 **Joe Pavlik (Sr., 5-11, 190)**
7 Luke Medlock (Jr., 6-1, 208)

KO 24 **Jihaad Pretlow (Sr., 5-11, 195)**

RET 31 **Caleb Ham (Jr., 6-1, 192)**

PUNT 2 **Corey Caddle (So., 5-9, 168)**

RET 9 **Jorge Solano (Sr., 5-9, 184)**

Fordham 2016 Preseason Honors

STATS FCS Offensive Player of the Year Watch List

Kevin Anderson, QB
Chase Edmonds, RB

CFPA FCS National Player of the Year Trophy Watch List

Kevin Anderson, QB
Chase Edmonds, RB

Athlon Sports Preseason All-American

Chase Edmonds, RB

2016 STATS FCS Preseason All-America

Chase Edmonds, RB
Phazahn Odom, TE
Jihaad Pretlow, DB

College Sports Madness

2016 Preseason Offensive Player of the Year

Chase Edmonds

College Sports Madness

2016 Preseason All-America Team

Chase Edmonds, RB (First Team)

Patriot League Preseason Offensive Player of the Year

Chase Edmonds

Preseason All-Patriot League

Anthony Coyle, OL
Chase Edmonds, RB
Phazahn Odom, TE
Jihaad Pretlow, DB/RS
Niko Thorpe, LB

College Football Madness

Preseason All-Patriot League Team

Chase Edmonds (Off. Player of the Year & First Team)
Corey Caddle, PR (First Team)
Anthony Coyle, OL (First Team)
Phazahn Odom, TE (First Team)
Makay Redd, PK (First Team)
Jihaad Pretlow, DB & KOR (First Team)
Niko Thorpe, LB (First Team)
John Boyd, OL (Second Team)
Caleb Ham, DB (Second Team)
Ben Hartman, OL (Second Team)
Joe Pavlik, P (Second Team)
Kevin Anderson, QB (Third Team)
Corey Caddle, WR (Third Team)
Marlon Crook, Jr., DL (Third Team)
George Dawson, LB (Third Team)
Austin Longi, WR (Third Team)
Dylan Mabin, DB (Third Team)
Sam Marlin, OL (Third Team)
Justin Vaughn, DL (Third Team)



Chase Edmonds



Jihaad Pretlow



Kevin Anderson

2016 FCS TOP 25 POLLS

STATS, Inc. Top 25 Poll (November 7, 2016)

FCS Coaches Top 25 Poll (November 7, 2016)

		<u>Pts.</u>	<u>2016 Rec.</u>	<u>Previous</u>
1	Sam Houston State (113)	3940	9-0	1
2	Jacksonville State (19)	3781	8-1	2
3	Eastern Washington (19)	3728	8-1	3
4	North Dakota State (4)	3618	8-1	4
5	Citadel (7)	3432	9-0	5
6	James Madison	3334	8-1	7
7	Chattanooga	2981	8-1	9
8	Richmond	2774	7-2	6
9	Villanova	2609	7-2	10
10	North Carolina A&T	2377	8-1	11
11	South Dakota State	2371	6-3	13
12	North Dakota	2112	8-2	16
13	Central Arkansas	2051	8-1	17
14	Charleston Southern	1785	5-3	8
15	Coastal Carolina	1505	7-2	18
16	Cal Poly	1445	6-3	14
17	Youngstown State	1368	6-3	15
18	Montana	1350	6-3	19
19	Western Illinois	1228	6-3	12
20	Grambling State	1061	6-1	21
21	New Hampshire	866	6-3	22
22	Samford	855	6-3	20
23	Lehigh	688	8-2	24
24	Harvard	649	7-1	23
25	Liberty	153	6-3	NR

		<u>Pts.</u>	<u>Previous</u>	<u>2016 Rec</u>
1	Sam Houston State (22)	644	1	9-0
2	Jacksonville State (2)	612	2	8-1
3	Eastern Washington (1)	599	3	8-1
4	North Dakota State (1)	578	4	8-1
5	James Madison	549	5	8-1
6	The Citadel	515	7	9-0
7	Chattanooga	488	8	8-1
8	Richmond	449	6	7-2
9	North Carolina A&T	430	10	8-1
10	North Dakota	409	11	8-2
11	Villanova	389	12	7-2
12	South Dakota State	356	15	6-3
13	Central Arkansas	349	17	8-1
14	Charleston Southern	265	9	5-3
15	Youngstown State	247	13	6-3
16	Grambling State	244	19	7-1
17	Montana	217	20	6-3
18	Lehigh	177	21	8-2
19	Western Illinois	176	14	6-3
20	Cal Poly	170	16	6-3
21	Samford	161	18	6-3
22	Harvard	134	22	7-1
23	New Hampshire	103	23	6-3
24	Liberty	52	NR	6-3
25	North Carolina Central	32	NR	7-2

Others receiving votes: Wofford (127), North Carolina Central (123), Saint Francis U (47), Northern Arizona (42), UT Martin (39), Illinois State (38), UNI (37), San Diego (34), Stony Brook (25), Maine(18), Eastern Illinois (14), Tennessee State (10), Nicholls (10), **Fordham (6)**, Kennesaw State (6), Southern Utah (4), Princeton (3), Duquesne (2), Southern University (2), Weber State (1), Dayton (1).

Others receiving votes: Wofford (23), Northern Arizona (16), Kennesaw State (12), Illinois State (10), San Diego (10), Tennessee State (7), Saint Francis (Pa.) (6), UT Martin (6), Southern Utah (4), Gardner-Webb (2), Maine (2), Northern Iowa (2), South Dakota (2), Southeastern Louisiana (2) and Weber State (1).



2016 FORDHAM UNIVERSITY FOOTBALL ROSTER

No.	Name	Cl.	Pos.	Ht.	Wt.	Hometown/High School (Last School)	No.	Name	Cl.	Pos.	Ht.	Wt.	Hometown/High School (Last School)
1	Isaiah Searight	So.	TE	6-4	242	Tinton Falls, N.J. / Monmouth Regional	46	Jesse Bramble	Fr.	DB	6-0	180	Staten Island, N.Y./Tottenville
1	Jonah Shainberg	Sr.	QB	5-0	110	New York, N.Y. / The Child School	47	Jordan Burg	Fr.	DB	5-11	194	Beverly Hills, Calif. / Winward School
2	Corey Caddle	So.	WR	5-9	168	Jersey City, N.J. / Saint Peter's Prep	48	Brandon Weir	Sr.	DL	6-3	238	Poughkeepsie, N.Y. / Poughkeepsie
3	Kendall Pearcey	Sr.	RB	5-10	200	Lutz, Fla. / Steinbrenner	49	Kyle Facibene	So.	K	6-0	202	Roslyn, N.Y. / St. Anthony's
4	Noah Nix	So.	WR	5-10	183	Atlanta, Ga. / The Westminster School	50	Tristan Nevotne	So.	OL	6-2	285	Hinsdale, Ill. / Hinsdale Central
5	Austin Longi	So.	WR	5-8	150	Stamford, Conn. / Greenwich	51	Michael Ware	Fr.	DL	6-4	281	Allison Park, Pa./Shady Side Academy
6	George Dawson	Sr.	LB	6-2	224	Bronx, N.Y. / Cardinal Hayes	52	Brett Lambert	Sr.	LB	6-1	220	Holmdel, N.J. / Holmdel
7	Noah Fitzgerald	So.	LB	6-0	212	Glen Burnie, Md. / Old Mill	53	Chris Geissler	So.	LB	6-0	220	Scotch Plains, N.J. / Saint Peters Prep
7	Luke Medlock	Jr.	QB	6-1	208	Jacksonville, Fla. / Fletcher (FIU)	54	John Boyd	Sr.	OL	6-5	270	El Cajon, Calif. / Valhalla (SW Col.)
8	Dylan Mabin	So.	DB	6-1	185	Macedonia, Ohio / Nordonia	55	Emmanuel Adeyeye	Sr.	DL	6-5	296	Malverne, N.Y. / Malverne
9	Jorge Solano	Sr.	WR	5-9	184	Coral Springs, Fla. / Coral Springs Charter	56	John O'Boyle	Jr.	DL	6-2	252	Scranton, Pa. / Scranton Prep
10	Andrew Force	So.	TE	6-3	220	Berwick, Pa. / Berwick Area	57	Ty Green	Jr.	DL	6-4	261	Ashland, Ohio / Ashland
11	Kyvaune Brammer	Sr.	LB	6-3	206	Brooklyn, N.Y. / Brooklyn Tech	58	Ben Hartman	Jr.	OL	6-5	289	Del Rio, Texas / Del Rio
12	Colton Smith	So.	QB	6-1	195	Sandy Hook, Conn. / Fairfield Prep	59	Jonathan Dimon	Jr.	DL	6-0	234	Florence, N.J. / Notre Dame
13	Jonathan Lumley	So.	WR	6-4	187	Roslindale, Mass. / St. George's	60	Charlie Murray	So.	OL	6-5	297	Wilmette, Ill. / Loyola Academy
14	Kevin Anderson	Sr.	QB	6-2	215	Boca Raton, Fla. / Boca Raton (Marshall)	61	Marcel Deya	Fr.	OL	6-4	298	Manassas, Va. / Stonewall Jackson
14	Lawrence Menyah	So.	DB	6-2	201	Bronx, N.Y. / Brooklyn Tech	62	Alex Hall	Fr.	OL	6-6	281	Louisville, Ohio/Louisville
15	Phazahh Odom	Sr.	TE	6-8	250	Barnwell, S.C. / Barnwell	64	Anthony Solano	Fr.	OL	6-5	275	Harlem, N.Y./Choate Rosemary Hall
16	Andrew Prince	So.	WR	6-2	178	Boynton Beach, Fla. / Palm Beach Gardens	65	Sam Marlin	Sr.	OL	6-8	297	Harrisburg, Pa. / Mechanicsburg
17	Makay Redd	Sr.	K	6-1	210	Alamo, Calif. / Monte Vista	66	Charlie Credendino	Sr.	OL	6-3	313	Harrison, N.Y. / Harrison
17	Clayton Welsh	Jr.	QB	6-2	194	Portland, Ore. / Sunset	67	Nick Angeli	Jr.	DL	6-1	286	Westfield, N.J. / Saint Peter's Prep
18	Jalen Ollie	So.	QB	6-0	193	Glastonbury, Conn. / Avon Old Farms HS	68	Alex Washington	Sr.	DL	6-1	297	Columbus, Ohio / St. Francis De Sales
18	Niko Thorpe	Jr.	LB	5-10	230	Pittsburgh, Pa. / Central Catholic	69	Matt D'Andrea	Fr.	DL	6-1	260	Scranton, Pa. / Scranton Prep
19	Jeff Ginn, Jr.	Fr.	DB	6-2	205	Cleveland, Ohio/Ginn Academy/Glenville	70	Kyle Vaughn	Sr.	OL	6-4	255	Westport, Conn. / Staples
19	Joe Pavlik	Sr.	P	5-11	181	Chicago, Ill. / Mount Carmel	71	Garrett Donaldson	Jr.	OL	6-5	279	N. Palm Beach, Fla. / Benjamin School
20	James Biggs-Frazier	So.	DB	5-9	180	Philadelphia, Pa. / William Penn Charter	72	Erik McCauley	Sr.	OL	6-4	295	Shelby, N.C. / Shelby
21	Jarred Brevard	Jr.	RB	5-8	180	Pittsburgh, Pa. / Shady Side Academy	73	Josh Klecko	Sr.	DL	6-2	265	Red Bank, N.J. / Red Bank Cath. (Rutgers)
22	Chase Edmonds	Jr.	RB	5-9	205	Harrisburg, Pa. / Central Dauphin East	74	Zack Johnson	Sr.	OL	6-5	290	Bellerose Village, N.Y. / Chaminade
23	Marcus Fulmore	Sr.	DB	5-9	194	Burlington, N.J. / The Pennington School	75	Tony Fox	Jr.	DL	6-2	291	Fairfield, Conn. / Fairfield College Prep
24	Jihaad Pretlow	Sr.	DB	5-11	195	Elizabeth, N.J. / Blair Academy (Temple)	76	Gavin Grewal	Fr.	OL	6-4	285	Durham, N.C./Jordan (Deerfield (Mass.) Aca.)
25	Jordan Allen	So.	WR	6-2	192	Chestnut Hill, Mass. / Thayer Academy	77	Jack Treanor	Sr.	OL	6-3	270	Annapolis, Md. / Severn
26	Robbie Cantelli	Sr.	WR	6-0	193	Holmdel, N.J. / Holmdel	78	Anthony Coyle	Jr.	OL	6-5	297	Staten Island, N.Y. / Tottenville
27	Marcus Hicks	Jr.	DB	5-10	173	Millersville, Md. / Old Mill Senior	79	Dominic Lombard	So.	OL	6-5	288	Palatine, Ill. / William Fremd
27	Jarod Vyent	So.	LB	6-3	204	West Orange, N.J. / West Orange	80	Kyle Cook	So.	LB	5-11	215	Middletown, N.J. / Bergen Catholic
30	Conor Cassidy	Jr.	DB	6-2	205	Wayne, N.J. / Don Bosco Prep	81	Zurab Akirtava	So.	LB	6-2	201	Summit, N.J. / St. George's (R.I.)
31	Caleb Ham	Jr.	DB	6-1	192	McDonough, Ga. / Union Grove	85	James Orfni	Jr.	TE	6-5	200	Washington, D.C. / Gonzaga College H.S.
32	Bryce Petty	So.	DB	6-1	177	Carrol Stream, Ill. / Bartlett	86	Dan Halligan	So.	WR	6-1	176	Oradell, N.J. / Bergen Catholic
34	Tyler Long	So.	DB	6-2	203	New Reigel, Ohio / Tiffin Calvert	87	Luke Arlotto	Sr.	WR	6-0	160	Chapel Hill, N.C. / East Chapel Hill
35	Antonio Jackson	So.	DB	6-2	183	Leesburg, Va. / Loudoun County	88	Jonah Isaac	Fr.	WR	5-9	170	Wilmette, Ill. / Loyola Academy
36	D'Angelo Palladino	Fr.	RB	5-10	184	Ironton, Ohio/Ironton	91	Justin Vaughn	Sr.	DL	6-5	287	Hamilton, Ontario / Canada Prep
37	Liam Cadman	Jr.	DB	6-2	188	Naperville, Ill. / Benet Academy	92	Johnny Piccinich	Fr.	DL	6-4	223	Harrington Park, N.J./Old Tappan
38	Vincent Sansone	Jr.	LB	5-11	214	Cheshire, Conn. / Cheshire (Phillips Exe.)	93	Robert Carlyle	Jr.	LS	6-1	211	West Nyack, N.Y. / Clarkstown S. (York)
41	Joe Ferrara	So.	WR	6-3	190	Brea, Calif. / Servite	95	Marlon Crook, Jr.	Sr.	DL	6-5	240	Forestville, Md. / Bishop McNamara
42	David Barletta	Sr.	LB	6-4	227	New Providence, N.J. / New Providence	97	Alejandro Cardenas	Jr.	K	5-10	185	Miami Beach, Fla. / Immaculata-La Salle
43	JM Nocket	So.	DL	6-4	220	Wilmington, Del. / Archmere Aca. (DE)	98	Kevin Coyne	So.	DL	6-3	266	Floral Park, N.Y. / Chaminade
44	Max Roberts	Fr.	LB	6-1	222	Delaware, Ohio/Del. Hayes (Salisbury)	99	Erik Rottsoik	So.	DL	6-6	263	Seattle, Wash. / Lakeside
45	Roddy Roche	Sr.	DB	6-3	205	Wantagh NY / Wantagh							

Excuse Me?

Manny Adeyeye	Ad-DEE-ay-yea
Nick Angeli	An-JELL-lee
Kyvaune Brammer	KAY-vahn
Robbie Cantelli	Can-TELL-ee
Alejandro Cardenas	ah-leh-HAHN-dro Car-DANE-as
Lawrence Menyah	MEN-Yah
Jonathan Dimon	DYE-mon
Kyle Facibene	Fac-ee-BEN-ee
Chris Geissler	GUYS-lur
Austin Longi	Lon-GEE
Dylan Mabin	MAY-bin
Lawrence Menyah	Men-YAH
Phazahh Odom	Fay-ZAHN
Kendall Pearcey	PEER-cee
Johnny Piccinich	PICK-a-niche

Jihaad Pretlow	Ja-HAAD
Roddy Roche	Roach
Jorge Solano	Hor-hay Sole-LAN-oh
Brendan Weir	WEAR
Jack Treanor	TRAIN-or
Jarod Vyent	VEE-ent

Roster Breakdown

By Class:

Freshmen.....	9	Juniors.....	23
Sophomores.....	30	Seniors.....	29

THE LAST TIME...

Fordham

shut out an opponent.....	55-0 vs. Lock Haven, 8-30-12
shut out by an opponent.....	21-0 vs. Bucknell, 11-12-11
was in a tie game.....	3-3 vs. Richmond, 10-21-95
scored 40 points.....	44-38 vs. Yale, 10-15-16 (win)
scored 50 points.....	58-34, vs. Lafayette, 10-8-16
scored 60 points.....	60-22 vs. Penn, 10-11-14
scored 70 points.....	83-21 vs. Elizabeth City State University, 9-10-16*
had an opponent score 40 points.....	42-41 (ot) at Monmouth, 10-1-16
had an opponent score 50 points.....	58-37 at Lehigh, 10-29-16
had an opponent score 60 points.....	68-0 at Penn State, 11-2-46
had an opponent score 70 points.....	75-0 vs. Penn State, 10-11-47
did not commit a turnover.....	vs. Yale, 10-15-16
played an overtime game.....	at Monmouth, 10-1-16 (42-41, 1OT, L)

The Last Time a Fordham Player had ...

30 rushing attempts.....	by Chase Edmonds (37) vs. Georgetown, 10-22-16
40 rushing attempts.....	by Xavier Martin (40) vs. Georgetown, 11-15-08
a 60-yard run.....	by Chase Edmonds (75) vs. Lehigh, 10-24-15
an 80-yard run.....	by Carlton Koonce (92) at Columbia, 9-22-12
100 yards rushing.....	by Chase Edmonds (182) at Lehigh, 10-29-16
200 yards rushing.....	by Chase Edmonds (208) at Monmouth, 10-1-16
300 yards rushing.....	by Chase Edmonds (359) vs. Lafayette, 10-8-16*
three rushing touchdowns.....	by Chase Edmonds vs. Penn, 9-24-16
four rushing touchdowns.....	by Chase Edmonds vs. Lafayette, 10-8-16
five rushing touchdowns.....	by Chase Edmonds at Lehigh, 10-25-14
20 completions.....	by Kevin Anderson (27) vs. Colgate, 11-5-16
30 completions.....	by Kevin Anderson (34) at Colgate, 10-31-15
200 yards passing.....	by Kevin Anderson (263) vs. Colgate, 11-5-16
300 yards passing.....	by Kevin Anderson (302) at Navy, 9-3-16
400 yards passing.....	by Mike Nebrich (423) vs. Sacred Heart, 11-29-14
500 yards passing.....	by Mike Nebrich (566)* vs. Penn, 10-11-14
three touchdown passes.....	by Kevin Anderson (3) vs. Colgate, 11-5-16
four touchdown passes.....	by Kevin Anderson vs. Elizabeth City State, 9-10-16
five touchdown passes.....	by Kevin Anderson vs. Yale, 10-15-16
six touchdown passes.....	by Mike Nebrich vs. Penn, 10-11-14
10 or more receptions.....	by Austin Longi (10) at Colgate, 10-31-15
100 yards receiving.....	by Austin Longi (106) at Monmouth, 10-1-16
200 yards receiving.....	by Tebucky Jones, Jr. (203) vs. Penn, 10-11-14
two 100-yard receivers.....	by Brian Wetzel (166) and Tebucky Jones, Jr. (139) vs. Sacred Heart, 11-29-14
three 100-yard receivers.....	by Jason Caldwell (128), David Moore (141) and Asa Lucas (105) at G'town, 11-21-09
three receiving touchdowns.....	by Brian Wetzel (3) at Colgate, 11-23-13
a 40-yard field goal.....	by Makay Redd (41) vs. Colgate, 11-5-16
a 50-yard field goal.....	by Makay Redd (54) vs. Monmouth, 9-26-15
three field goals in a game.....	by Makay Redd at Navy, 9-3-16
six or more extra points.....	by Makay Redd (11) Elizabeth City State, 9-10-16*/Redd (7) vs. Lafayette, 10-8-16
a two-point conversion.....	by Joe Pavlik (rush) at Army West Point, 9-4-15
a 50-yard punt.....	by Joe Pavlik (55) vs. Colgate, 11-5-16
a 60-yard punt.....	by Joe Pavlik (63) vs. Penn, 9-24-16
a 70-yard punt.....	by Patrick Murray (73) at Rhode Island, 9-24-11
10 or more punts.....	by Anthony DiFino (11) at Albany, 9-11-04
a fumble recovered for touchdown.....	by Ian Williams (0 yards) vs. Rhode Island, 9-13-14
a fumble returned for touchdown.....	by Noah Fitzgerald (9 yards) vs. Elizabeth City State, 9-10-16
a punt returned for touchdown.....	by Brian Wetzel (81) at Colgate, 11-23-13
a kickoff returned for touchdown.....	by Jihaad Pretlow (87) vs. Holy Cross, 10-17-15
a interception returned for touchdown.....	by Caleb Ham (63) vs. Yale, 10-15-16
a blocked punt returned for touchdown.....	blocked by Dave Scoblick, returned by Lance Peck (10) vs. Towson, 11-1-97
a safety recorded.....	at Army West Point, 9-4-15 (ball run out of end zone)
a blocked punt.....	by Brett Biestek and David Conroy, vs. Georgetown, 11-15-14
a blocked field-goal attempt.....	by Stephen Hodge/JQ Bowers at Lafayette, 10-3-15
a blocked extra-point attempt.....	vs. Sacred Heart, 11-29-14
a defensive extra point.....	by Jason Jacobs (87 yard return of PAT) vs. Princeton, 9-28-91

* - School Record

DATE	Navy (6-2)	Elizabeth City State (5-5)	Penn (5-3)	Monmouth (4-6)	Lafayette (2-7, 1-3)	Yale (2-6)	Georgetown (3-6, 0-4)	Lehigh (8-2, 5-0)	Colgate (3-5, 2-2)	Holy Cross (4-6, 2-3)	Bucknell (3-6, 2-2)
Sept. 3	FORDHAM 52-16, W	at Norfolk State 20-12, L		at Lehigh 23-21, W	at Cent. Conn. State 24-10, W		DAVIDSON 38-14, W	MONMOUTH 23-21, L	at Syracuse 33-7, L	at Morgan State 51-24, W	at Marist 26-10, W
Sept. 10	UCONN 28-24, W	at Fordham 83-21, L		at Delaware State 34-20, W	DELAWARE 24-6, L		at Marist 20-17, W	at Villanova 26-21, L	Open	at New Hampshire 39-28, L	at Duquesne 30-19, L
Sept. 17	at Tulane 21-14, W	MOREHOUSE 35-30, W	LEHIGH 49-28, L	at Kent State 27-7, L	at Princeton 35-31, L	COLGATE 55-13, L	Open	at Penn 49-28, W	at Yale 55-13, W	at Albany 45-28, L	CORNELL 24-16, L
Sept. 24	Open	at Johnson C. Smith 31-28, L	at Fordham 31-17, L	CHARLESTON SO. 35-7, L	VILLANOVA 31-14, L	at Cornell 27-13, L	COLUMBIA 17-14, W	PRINCETON 42-28, W	at Richmond 38-31, L	DARTMOUTH 35-10, L	VMI 23-17, L
Oct. 1	at Air Force 28-14, L	SHAW 28-21, W	at Dartmouth 37-24, W	FORDHAM 42-41 (ot), W	HOLY CROSS 38-28, L	LEHIGH 63-35, L	at Harvard 31-17, L	at Yale 63-25, W	CORNELL 39-38, L	at Lafayette 38-28, W	Open
Oct. 8	HOUSTON 46-40, W	at Virginia St. 44-38, L	CENT. CONN. STATE 28-16, W	at Howard 59-27, W	at Fordham 58-34, L	DARTMOUTH 21-13, W	PRINCETON 31-17, L	COLGATE 45-31, W	at Lehigh 45-31, L	BUCKNELL 21-20, L	at Holy Cross 21-20, W
Oct. 15	at East Carolina PPD.	at Lincoln 33-23, W	COLUMBIA 35-10, W	at Presbyterian 17-13, L	at Army 62-7, L	at Fordham 44-37, W	LEHIGH 35-3, L	at Georgetown 35-3, W	at Bucknell 27-7, W	HARVARD 27-17, W	COLGATE 27-7, L
Oct. 22	MEMPHIS 42-28, W	CHOWAN 40-21, W	at Yale 42-7, W	at Liberty 52-28, L	at Bucknell 42-17, L	PENN 42-7, L	at Fordham 17-14, L	at Holy Cross 46-14, W	Open	LEHIGH 46-14, L	LAFAYETTE 42-17, W
Oct. 29	at South Florida 7:00 p.m. 52-45, L	VIRGINIA UNION 24-21, W	BROWN 21-14, W	KENNESAW STATE 49-17, L	GEORGETOWN 17-3, W	at Columbia 31-23, W	at Lafayette 17-3, L	FORDHAM 58-37, W	HOLY CROSS 26-8, W	at Colgate 26-8, L	at Charleston So. 49-28, L
Nov. 5	Notre Dame 28-27, W	at Bowie State 56-7, L	at Princeton 28-0, L	at Coastal Carolina 38-17, L	Open	at Brown 27-22, L	HOLY CROSS 21-20, L	BUCKNELL 20-13, W	at Fordham 24-20, L	at Georgetown 21-20, W	at Lehigh 20-13, L
Nov. 12	TULSA 12:00 p.m.		HARVARD TBA	Open	at Colgate 1:00 p.m.	PRINCETON TBA	BUCKNELL TBA	Open	LAFAYETTE 1:00 p.m.	FORDHAM 3:00 p.m.	at Georgetown TBA
Nov. 19	at SMU TBA (Nov. 26)		at Cornell TBA	at Gardner-Webb 1:30 p.m.	LEHIGH 12:30 p.m.	at Harvard 12:00 p.m.	at Colgate TBA	at Lafayette 12:30 p.m.	GEORGETOWN 1:00 p.m.	Open	FORDHAM 12:00 p.m.

vs. Army (Dec. 10)

2016 Fordham Football
Fordham Overall Team Statistics (as of Nov 05, 2016)
All games

Team Statistics	FORDHAM	OPP
SCORING	351	295
Points Per Game	39.0	32.8
Points Off Turnovers	82	34
FIRST DOWNS	205	172
Rushing	99	95
Passing	96	68
Penalty	9	9
RUSHING YARDAGE	2199	1938
Yards gained rushing	2457	2203
Yards lost rushing	258	265
Rushing Attempts	386	372
Average Per Rush	5.7	5.2
Average Per Game	244.3	215.3
TDs Rushing	18	30
PASSING YARDAGE	2173	1657
Comp-Att-Int	172-291-4	132-251-13
Average Per Pass	7.5	6.6
Average Per Catch	12.6	12.6
Average Per Game	241.4	184.1
TDs Passing	25	7
TOTAL OFFENSE	4372	3595
Total Plays	677	623
Average Per Play	6.5	5.8
Average Per Game	485.8	399.4
KICK RETURNS: #-Yards	33-657	56-1018
PUNT RETURNS: #-Yards	18-218	6-39
INT RETURNS: #-Yards	13-217	4-103
KICK RETURN AVERAGE	19.9	18.2
PUNT RETURN AVERAGE	12.1	6.5
INT RETURN AVERAGE	16.7	25.8
FUMBLES-LOST	14-8	20-12
PENALTIES-Yards	61-464	39-310
Average Per Game	51.6	34.4
PUNTS-Yards	32-1213	39-1652
Average Per Punt	37.9	42.4
Net punt average	34.8	36.8
KICKOFFS-Yards	63-3578	53-3004
Average Per Kick	56.8	56.7
Net kick average	38.7	37.7
TIME OF POSSESSION/Game	29:40	30:20
3RD-DOWN Conversions	57/132	54/128
3rd-Down Pct	43%	42%
4TH-DOWN Conversions	10/24	13/23
4th-Down Pct	42%	57%
SACKS BY-Yards	22-136	21-128
MISC YARDS	0	18
TOUCHDOWNS SCORED	46	39
FIELD GOALS-ATTEMPTS	11-14	7-7
ON-SIDE KICKS	0-2	0-1
RED-ZONE SCORES	(27-33) 82%	(33-35) 94%
RED-ZONE TOUCHDOWNS	(19-33) 58%	(26-35) 74%
PAT-ATTEMPTS	(42-44) 95%	(34-35) 97%
ATTENDANCE	32493	37094
Games/Avg Per Game	6/5416	3/12365
Neutral Site Games		0/0

Score by Quarters	1st	2nd	3rd	4th	OT	Total
Fordham	132	78	55	79	7	351
Opponents	86	86	70	45	8	295

**2016 Fordham Football
Fordham Overall Individual Statistics (as of Nov 05, 2016)
All games**

Rushing	gp	att	gain	loss	net	avg	td	lg	avg/g
Chase Edmonds	9	205	1544	45	1499	7.3	12	77	166.6
Kendall Pearcey	9	58	370	7	363	6.3	3	41	40.3
Kevin Anderson	8	79	372	134	238	3.0	2	33	29.8
D'Angelo Palladino	6	19	119	3	116	6.1	1	47	19.3
Luke Medlock	4	10	36	17	19	1.9	0	13	4.8
Jarred Brevard	5	2	14	0	14	7.0	0	14	2.8
Vincent Sansone	5	1	2	0	2	2.0	0	2	0.4
Colton Smith	4	1	0	1	-1	-1.0	0	0	-0.2
Joe Pavlik	9	2	0	10	-10	-5.0	0	0	-1.1
TEAM	8	9	0	41	-41	-4.6	0	0	-5.1
Total	9	386	2457	258	2199	5.7	18	77	244.3
Opponents	9	372	2203	265	1938	5.2	30	70	215.3

Passing	gp	effic	comp-att-int	pct	yds	td	lg	avg/g
Kevin Anderson	8	149.87	156-259-3	60.2	1971	22	69	246.4
Luke Medlock	4	140.59	15-28-1	53.6	196	3	82	49.0
Colton Smith	4	75.20	1-2-0	50.0	6	0	6	1.5
TEAM	8	0.00	0-2-0	0.0	0	0	0	0.0
Total	9	147.43	172-291-4	59.1	2173	25	82	241.4
Opponents	9	106.89	132-251-13	52.6	1657	7	84	184.1

Receiving	gp	no.	yds	avg	td	lg	avg/g
Austin Longi	9	44	537	12.2	4	57	59.7
Robbie Cantelli	9	29	451	15.6	11	69	50.1
Corey Caddle	9	27	279	10.3	4	55	31.0
Jorge Solano	9	21	237	11.3	1	39	26.3
Chase Edmonds	9	17	176	10.4	1	38	19.6
Phazahn Odom	9	14	192	13.7	2	34	21.3
Isaiah Searight	9	7	69	9.9	1	19	7.7
Jordan Allen	8	5	135	27.0	1	82	16.9
Jonathan Lumley	2	5	86	17.2	0	44	43.0
Kendall Pearcey	9	2	6	3.0	0	5	0.7
Andrew Prince	3	1	5	5.0	0	5	1.7
Total	9	172	2173	12.6	25	82	241.4
Opponents	9	132	1657	12.6	7	84	184.1

Punt Returns	no.	yds	avg	td	lg
Corey Caddle	18	218	12.1	0	37
Total	18	218	12.1	0	37
Opponents	6	39	6.5	0	18

Interceptions	no.	yds	avg	td	lg
Caleb Ham	3	85	28.3	1	63
George Dawson	3	59	19.7	0	40
Antonio Jackson	2	3	1.5	0	3
Lawrence Menyah	2	2	1.0	0	2
Tyler Long	1	41	41.0	0	41
Jihaad Pretlow	1	24	24.0	0	24
Nick Angeli	1	3	3.0	0	3
Total	13	217	16.7	1	63
Opponents	4	103	25.8	2	69

Kick Returns	no.	yds	avg	td	lg
Jihaad Pretlow	13	364	28.0	0	83
Kendall Pearcey	11	164	14.9	0	29
Caleb Ham	4	47	11.8	0	19
Michael Ware	2	9	4.5	0	6
Chase Edmonds	2	70	35.0	0	38
Jonathan Dimon	1	3	3.0	0	3
Total	33	657	19.9	0	83
Opponents	56	1018	18.2	0	32

Fumble Returns	no.	yds	avg	td	lg
Noah Fitzgerald	1	9	9.0	1	9
George Dawson	1	22	22.0	0	22
Brett Lambert	1	13	13.0	0	13
Jesse Bramble	1	19	19.0	1	19
Total	4	63	15.8	2	22
Opponents	0	0	0.0	0	0

**2016 Fordham Football
Fordham Overall Individual Statistics (as of Nov 05, 2016)
All games**

Scoring	td	fg	PAT			dpx	saf	pts
			kick	rush	rcv pass			
Chase Edmonds	13	-	-	0-1	-	-	78	
Makay Redd	-	11-14	42-44	-	-	-	75	
Robbie Cantelli	11	-	-	-	-	-	66	
Corey Caddle	4	-	-	-	-	-	24	
Austin Longi	4	-	-	-	-	-	24	
Kendall Pearcey	3	-	-	-	-	-	18	
Phazahn Odom	2	-	-	-	-	-	12	
Kevin Anderson	2	-	-	-	-	-	12	
Jordan Allen	1	-	-	-	-	-	6	
Isaiah Searight	1	-	-	-	-	-	6	
Jorge Solano	1	-	-	-	-	-	6	
Noah Fitzgerald	1	-	-	-	-	-	6	
D'Angelo Palladino	1	-	-	-	-	-	6	
Caleb Ham	1	-	-	-	-	-	6	
Jesse Bramble	1	-	-	-	-	-	6	
Joe Pavlik	-	-	0-1	-	-	-	0	
Total	46	11-14	42-44	0-2	-	-	351	
Opponents	39	7-7	34-35	2-3	1	1-1	295	

Total Offense	q	plays	rush	pass	total	avg/q
Kevin Anderson	8	338	238	1971	2209	276.1
Chase Edmonds	9	205	1499	0	1499	166.6
Kendall Pearcey	9	58	363	0	363	40.3
Luke Medlock	4	38	19	196	215	53.8
D'Angelo Palladino	6	19	116	0	116	19.3
Jarred Brevard	5	2	14	0	14	2.8
Colton Smith	4	3	-1	6	5	1.2
Vincent Sansone	5	1	2	0	2	0.4
Joe Pavlik	9	2	-10	0	-10	-1.1
TEAM	8	11	-41	0	-41	-5.1
Total	9	677	2199	2173	4372	485.8
Opponents	9	623	1938	1657	3595	399.4

Field Goals	fg	pct.	01-19	20-29	30-39	40-49	50-99	lg	blk
Makay Redd	11-14	78.6	0-0	5-5	3-4	3-5	0-0	44	0
FG Sequence	Fordham	Opponents							
Navy	(30),(23),(31)	(23)							
Elizabeth City St.	(42),(37)	-							
Penn	(22)	(23)							
Monmouth	47	(25),(27)							
Lafayette	(44)	(35),(32)							
Yale	(20)	-							
Georgetown	48,(24)	-							
Lehigh	(24),32	(29)							
Colgate	(41)	-							

Punting	no.	yds	avg	lg	tb	fc	i20	50+	blk
Joe Pavlik	30	1213	40.4	63	3	9	11	4	2
TEAM	2	0	0.0	0	0	0	0	0	0
Total	32	1213	37.9	63	3	9	11	4	2
Opponents	39	1652	42.4	64	0	5	6	6	0

Kickoffs	no.	yds	avg	tb	ob	retn	net	ydln
Alejandro Cardenas	37	2017	54.5	0	2			
Spencer Ferrigan	25	1506	60.2	5	0			
Kyle Facibene	1	55	55.0	0	0			
Total	63	3578	56.8	5	2	18.2	38.7	26
Opponents	53	3004	56.7	14	3	19.9	37.7	27

Numbers in (parentheses) indicate field goal was made.

2016 Fordham Football
Fordham Overall Individual Statistics (as of Nov 05, 2016)
All games

All Purpose	g	rush	rcv	pr	kr	ir	total	avg/g
Chase Edmonds	9	1499	176	0	70	0	1745	193.9
Austin Longi	9	0	537	0	0	0	537	59.7
Kendall Pearcey	9	363	6	0	164	0	533	59.2
Corey Caddle	9	0	279	218	0	0	497	55.2
Robbie Cantelli	9	0	451	0	0	0	451	50.1
Jihaad Pretlow	9	0	0	0	364	24	388	43.1
Kevin Anderson	8	238	0	0	0	0	238	29.8
Jorge Solano	9	0	237	0	0	0	237	26.3
Phazahh Odom	9	0	192	0	0	0	192	21.3
Jordan Allen	8	0	135	0	0	0	135	16.9
Caleb Ham	9	0	0	0	47	85	132	14.7
D'Angelo Palladi	6	116	0	0	0	0	116	19.3
Jonathan Lumle	2	0	86	0	0	0	86	43.0
Isaiah Searight	9	0	69	0	0	0	69	7.7
George Dawson	9	0	0	0	0	59	59	6.6
Tyler Long	9	0	0	0	0	41	41	4.6
Luke Medlock	4	19	0	0	0	0	19	4.8
Jarred Brevard	5	14	0	0	0	0	14	2.8
Michael Ware	8	0	0	0	9	0	9	1.1
Andrew Prince	3	0	5	0	0	0	5	1.7
Jonathan Dimon	6	0	0	0	3	0	3	0.5
Antonio Jackson	9	0	0	0	0	3	3	0.3
Nick Angeli	8	0	0	0	0	3	3	0.4
Vincent Sanson	5	2	0	0	0	0	2	0.4
Lawrence Meny	9	0	0	0	0	2	2	0.2
Colton Smith	4	-1	0	0	0	0	-1	-0.2
Joe Pavlik	9	-10	0	0	0	0	-10	-1.1
TEAM	8	-41	0	0	0	0	-41	-5.1
Total	9	2199	2173	218	657	217	5464	607.1
Opponents	9	1938	1657	39	1018	103	4755	528.3

2016 Fordham Football
Fordham Overall Defensive Statistics (as of Nov 05, 2016)
All games

#	Defensive Leaders	gp	Tackles				tfl/yds	Sacks no-yds	Pass defense			Fumbles		blkd	
			ua	a	tot				int-yds	brup	qbh	rcv-yds	ff	kick	saf
6	George Dawson	9	41	14	55	7.0-31	1.5-10	3-59	6	2	1-22	2	.	.	
31	Caleb Ham	9	33	16	49	3.0-6	.	3-85	4	
42	David Barletta	9	30	14	44	5.5-30	2.0-25	.	2	3	1-0	1	.	.	
35	Antonio Jackson	9	36	8	44	2.0-4	.	2-3	2	
44	Max Roberts	9	28	14	42	9.0-33	4.5-16	.	.	9	1-0	3	.	.	
24	Jihaad Pretlow	9	33	7	40	1.0-4	.	1-24	11	1	
8	Dylan Mabin	9	32	6	38	1.0-1	.	.	2	
1A	Lawrence Menyah	9	22	11	33	1.0-7	1.0-7	2-2	4	
91	Justin Vaughn	8	23	8	31	9.5-29	4.0-14	.	1	6	
7	Noah Fitzgerald	9	17	12	29	3.5-18	1.5-13	.	3	.	4-9	1	.	.	
48	Brandon Weir	9	13	8	21	4.5-22	2.5-16	.	.	1	.	1	.	.	
52	Brett Lambert	9	12	8	20	.	.	.	1	.	1-13	.	.	.	
46	Jesse Bramble	8	15	5	20	1-19	.	.	.	
57	Ty Green	9	12	6	18	2.0-9	1.5-8	
67	Nick Angeli	8	12	2	14	0.5-2	0.5-2	1-3	.	1	
18	Niko Thorpe	3	10	2	12	2.5-9	1.0-6	
34	Tyler Long	9	5	5	10	.	.	1-41	1	
29	Jarod Vyent	9	4	3	7	
55	Manny Adeyeye	3	5	1	6	
11	Kyvaune Brammer	6	5	.	5	1	.	.	
51	Michael Ware	8	2	3	5	0.5-1	.	.	.	1	
23	Marcus Fulmore	5	5	.	5	
43	JM Nocket	7	4	.	4	2.0-19	2.0-19	.	.	.	1-0	.	.	.	
38	Vincent Sansone	5	1	3	4	
1	Isaiah Searight	9	3	1	4	
3	Kendall Pearcey	9	3	1	4	1-0	.	.	.	
20	James Biggs-Frazier	4	2	1	3	
97	Alejandro Cardenas	6	3	.	3	
36	D'Angelo Palladino	6	2	1	3	
84	Spencer Ferrigan	3	2	.	2	
37	Liam Cadman	3	2	.	2	1.0-2	
59	Jonathan Dimon	6	2	.	2	
99	Erik Rottsolk	4	1	1	2	
53	Chris Geisler	4	.	1	1	0.5-1	
4	Noah Nix	1	1	.	1	
30	Conor Cassidy	7	1	.	1	
21	Jarred Brevard	5	1	.	1	
98	Kevin Coyne	1	1	.	1	
78	Anthony Coyle	9	1	.	1	
26	Robbie Cantelli	9	1	.	1	
TM	TEAM	8	1	.	1	
56	John O'Boyle	1	1-0	.	.	.	
Total		9	427	162	589	56-228	22-136	13-217	37	24	12-63	9	.	.	
Opponents		9	456	168	624	56-238	21-128	4-103	23	16	8-0	9	3	.	

CHASE EDMONDS ALL-AMERICA CANDIDATE



2015 Honors

- Consensus All-American
- Patriot League and ECAC Offensive Player of the Year
- College Sporting News 2015 Preseason Fabulous Fifty FCS All-American Team
- College Football America FCS Starting Lineup
- College Football Madness Preseason All-American Team
- STATS, Inc. Offensive Player of the Year Watch List
- CFPA National Player of the Year Watch List
- Broke school and Patriot League record with 347 rushing yards and 403 all-purpose yards against Lehigh
- Opened season by rushing for 126 yards and three scores and catching six passes for 140 yards at Army West Point
- Earned numerous honors following the Army game, including NCAA FCS National Player of the Week, the STATS NCAA FCS National Co-Offensive Player of the Week, the Beyond Sports Madness FCS Offensive Player of the Week and a College Sporting News National All-Star as well as the Corvias Patriot League Offensive Player of the Week
- Named Corvias Patriot League Offensive Player of the Week as well as College Sports Madness Patriot League Offensive Player of the Week and a HERO Sports Offensive Stud of the Week following Lafayette game

2014 Honors

- Jerry Rice Award Winner (NCAA FCS Rookie of the Year)
- CFPA National Freshman of the Year
- Associated Press All-America (Third Team)
- Sports Network All-America (Second Team)
- Beyond Sports Network All-America (Third Team)
- College Sports Network Fab 50 All-America Team
- ECAC Rookie of the Year
- Patriot League Rookie of the Year
- First Team All-Patriot League
- Named Patriot League Rookie of the Week six times
- Named Patriot League Offensive Player of the Week twice
- Named Sports Network and ECAC Rookie of the Week twice in 2014
- Set school records for most rushing yards (1,838) and most rushing touchdowns (23) in a season

2016 Honors

- Patriot League Preseason Offensive Player of the Year
- Consensus preseason All-American
- Set school and Patriot League record with 359 rushing yards vs. Lafayette
- Named STATS and CFPA NCAA FCS National Offensive Player of the Week following Lafayette game



Career Rushing Stats

Yr.	G	Att.	Yds.	Avg./Rush	Avg./Game	TD	LG
2014	14	294	1838	6.3	131.3	23	87
2015	12	251	1648	6.6	137.3	20	75
2016	9	205	1499	7.3	166.6	12	77
Totals	35	750	4985	6.6	142.4	55	87

Rams In the NCAA Rankings

Here is a list of Rams who are ranked among the 2016 NCAA FCS statistical leaders (as of Nov. 60):

Player	Category	Avg.	Rank
Chase Edmonds	Rushing Yds/Gm	166.6	1st
Chase Edmonds	Rushing Yards	1,499	1st
Chase Edmonds	All Purpose Yds	193.89	1st
Noah Fitzgerald	Fum. Rec.	4	1st
Chase Edmonds	Rush Yds/Carry	7.31	3rd
Chase Edmonds	Rushing TDs	12	5th
Chase Edmonds	Total TDs	13	6th
Robbie Cantelli	Rec. TDs	11	T6th
Kevin Anderson	Passing TDs	22	7th
Chase Edmonds	Scoring	8.7	9th
Kevin Anderson	Pts Respon./Gm	18.0	9th
Jihaad Pretlow	KO Return	28.0	10th
Kevin Anderson	Pts Respon. For	144	11th
Corey Caddle	Punt Ret.	12.1	14th
Kevin Anderson	Passing Eff.	149.9	15th
Max Roberts	Forced Fum.	0.33	14th
Kevin Anderson	Total Off.	276.1	16th
Jihaad Pretlow	Passes Def.	1.3	17th
Robbie Cantelli	Total TDs	11	19th
Makay Redd	FG/Game	1.22	20th
Makay Redd	FG %	.786	21st
Kevin Anderson	Pass Yards/Gm	246.4	22nd
Kevin Anderson	Comp./Game	19.50	26th
Kevin Anderson	Yds/Pass Att.	7.61	26th
Kevin Anderson	Pass Yards	1,971	32nd
Kevin Anderson	Comp. %	.603	33rd
Kevin Anderson	Pass Yards/Cmp	12.63	43rd

TEAM STATS

Category	Avg.	Rank
Turnovers Gained	25	2nd
Turnover Margin	1.44	3rd
Fumbles Recovered	12	3rd
Rushing Offense	244.3	9th
Scoring Offense	39.0	9th
Def. TDs	3	9th
Total Offense	485.8	9th
Pass had Intercepted	3	11th
Passes Intercepted	13	12th
First Downs Off.	205	14th
Team Passing Eff. Def.	106.89	14th
Team Passing Eff.	147.43	19th
Third Down Conv.	.432	24th
Punt Returns	12.11	25th
Passing Yards Allowed	184.1	27th
Team Sacks	2.44	27th
KO Return Def.	18.18	29th
Passing Offense	241.4	38th
Fewest Penalty Yards	464	38th

Fordham Single Game Records on the NCAA FCS Level

INDIVIDUAL

Scoring

Points, Game:..... 30, Kirwin Watson, twice, last vs. Georgetown, 11-1-03
30, Chase Edmonds vs. Penn, 10-11-14

Touchdowns, Game:..... 5, Kirwin Watson, twice, last vs. G'town, 11-1-03

Total Offense

Yards, Game: 556, Mike Nebrich vs. Holy Cross, 11-2-13
556, Mike Nebrich vs. Penn, 10-10-14

Rushing

Attempts, Game: 40, 3 times, last Xavier Martin vs. Georgetown, 2008

Yards, Game: **347, Chase Edmonds vs. Lehigh, 10-24-15**

Touchdowns, Game:..... 5, 2x, Kirwin Watson, last vs. G'Town, 11-1-03
5, Chase Edmonds at Lehigh, 10-25-14

Receiving

Receptions, Game:..... 14, Kendal Creer vs. Harvard, 10-16-99
14, Brian Wetzel vs. Colgate, 11-17-12

Yards, Game: 282, Sam Ajala at Yale, 10-19-13

Touchdowns, Game:..... 4, Javarus Dudley at Towson, 11-22-03
4, Jason Caldwell at Cornell, 10-17-09
4, Sam Ajala at Yale, 10-19-13

Passing

Completions, Game:..... 43, John Skelton vs. Holy Cross, 10-31-09

Attempts, Game: 67, John Skelton vs. Holy Cross, 10-31-09

Yards, Game: 566, Mike Nebrich vs. Penn, 10-11-14

Touchdowns, Game:..... 6, Kevin Eakin at Rhode Island, 9-6-03
6, Mike Nebrich vs. Penn, 10-11-14

Kicking

Punts, Game: 12, three times

Punting Yards, Game:..... 423, Barry Cantrell vs. Villanova, 9-3-94

Extra Points, Game:..... **11, Makay Redd vs. Elizabeth City State, 9-10-16**

Field Goals, Game:..... 5, Matt Fordyce at Northeastern, 11-30-02

Returns

Kick Returns, Game: 7, Robert Davis vs. Brown, 10-30-99

Kick Returns Yards, Game: 215, Robert Davis vs. Brown, 10-30-99

Punt Returns, Game: 9, Brad Jordan vs. Penn, 10-3-92

Interceptions

Interceptions, Game:..... 3, Tad Kornegay vs. Duquesne, 9-25-04
3, Tad Kornegay vs. Brown, 10-9-04

3, Isa Abdul-Quddus at Cornell, 10-17-09

TEAM

Scoring

Points, Game: **83 vs. Elizabeth City State, 9-10-16**

Points Against, Game:..... 59 vs. Lafayette, 11-3-90

Touchdowns, Game:..... **11, vs. Elizabeth City State, 9-10-16**

Total Offense

Yards, Game: 730 vs. Penn, 10-11-14

Rushing

Attempts, Game: 67 vs. Columbia, 9-15-07

Yards, Game: **393 vs. Elizabeth City State, 9-10-16**

Touchdowns, Game:..... 5, four times, last vs. Lehigh, 10-25-14

Passing

Completions, Game:..... 43 vs. Holy Cross, 10-31-09

Attempts, Game: 67 vs. Holy Cross, 10-31-09

Yards, Game: 566 vs. Penn, 10-11-14

Touchdowns, Game:..... 7 vs. Penn, 10-11-14

Kicking

Punts, Game: 13 vs. Penn, 10-3-92

Punting Yards, Game:..... 453 vs. Penn, 10-23-92

Extra Points, Game:..... **11, vs. Elizabeth City State, 9-10-16**

Field Goals, Game:..... 5, at Northeastern, 11-30-02

The 2016 Season

GAME 1

Fordham 16
Navy 52



September 3, 2016 - Navy Marine Corps Stadium

The U.S. Navy is part of the Department of Defense. But today it was the Navy offense that did the Fordham Rams in as the Midshipmen accumulated 550 yards of total offense in a 52-16 win over the Rams in the season opener for both teams at Navy-Marine Corps Memorial Stadium.

While the Fordham offense was able to move the ball the Rams couldn't seem to stop the triple option attack of Navy as the Midshipmen consistently came up with big plays to prevent Fordham from gaining any momentum in the contest. The Rams gained 464 yards of offense, thanks to senior quarterback Kevin Anderson, who completed 26 of 45 passes for 302 yards and one score, and junior running back Chase Edmonds, who gained 70 yards on 18 carries and caught two passes for 25 yards.

The Rams fell behind early as Navy took advantage of a Fordham fumble on the opening kickoff, covering seven yards on the first play from scrimmage for a 7-0 lead 12 seconds into the game.

Fordham	10	0	3	3	-	13
Navy	21	14	14	3	-	52

1st	14:48	Navy	Smith 7 run (Moehring kick)
	8:27	Navy	Swain 4 run (Moehring kick)
	5:29	Ford	Redd 30 FG
	4:29	Navy	Smith 11 run (Moehring kick)
	1:58	Ford	Odom 34 pass from Anderson (Redd kick)
2nd	13:12	Navy	Worth 8 run (Moehring kick)
	5:07	Navy	High 5 run (Moehring kick)
3rd	8:19	Ford	Redd 23 FG
	7:57	Navy	High 70 run (Moehring kick)
	2:53	Navy	Gulley 57 pass from Worth (Moehring kick)
4th	9:18	Navy	Moehring 23 FG
	7:52	Ford	Redd 31 FG

Team	Fordham	Navy
First Downs	24	18
Rushes-Yards (Net)	36-162	53-427
Passing Yards	302	123
Passes (Att.-Cmp.-Int)	45-26-0	4-4-0
Total Net Yards	464	550
Return Yards	0	0
Punts-Avg.	3-43.0	2-44.5
Fumbles-Lost	1-1	2-0
Penalties-Yards	5-35	2-16
Possession	30:17	29:43
Att. - 28,238	Weather: Cloudy, 73	

Rushing: Ford: Edmonds 18-70, Pearcey 8-69. Navy: Chris High 10-176, Tago Smith 10-97, Darryl Bonner 3-57.

Passing: Ford: Anderson 26-45-0-302. Navy: Tago Smith: 3-3-0-57.

Receiving: Ford: Longi 7-64, Cantelli 5-42, Odom 3-66. Navy: Jamir Tillman 2-21, Toneo Gulley 1-57.

GAME 2

Elizabeth City 21
Fordham 83



September 10, 2016 - Jack Coffey Field

The thermometer read a sizzling 87 degrees on a humid Jack Coffey Field when the Fordham University Rams kicked off with the Elizabeth City State Vikings on Saturday. Little did those in attendance know that the Rams' offense would come close to matching the temperature as Fordham scored a school and Patriot League record 83 points en route to an 83-21 win over the Vikings.

The 83 points surpassed the former Fordham record of 78 set against New Haven in 1977 (the Rams' NCAA FCS record was 63 set at Rhode Island in 2003) and the former Patriot League record of 69 set by Lehigh against Georgetown in 2002.

The Rams also set a school record with 393 rushing yards in the game, bettering the old mark of 379 set last year against Lehigh.

Individually, senior placekicker Makay Redd set a school and Patriot League record with eleven PATs, breaking the former Fordham record of nine, set by Micah Clukey against Rhode Island in 2003. The former Patriot League record was also nine, set by Holy Cross in 1987 and matched four times, the last being the Rams' game at Rhode Island.

The Fordham ground game was three-headed monster today with senior Chase Edmonds (155), freshman D'Angelo Palladino (116) and senior Kendall Pearcey (115) all rushing for more than 100 yards in the game. It is believed to be the first time in school history that the Rams had three 100-yard rushers in a game. Pearcey scored twice on the ground while Edmonds and Palladino each scored once.

Elizabeth City	0	14	7	0	-	21
Fordham	38	10	14	21	-	83

1st	13:02	Ford	Redd 42 FG
	9:29	Ford	Cantelli 38 pass from Anderson (Redd kick)
	9:11	Ford	Fitzgerald 9 fum. ret. (Redd kick)
	6:58	Ford	Pearcey 36 run (Redd kick)
	5:08	Ford	Longi 21 pass from Anderson (Redd kick)
	2:51	Ford	Edmonds 54 run (Redd kick)
2nd	14:18	Ford	Redd 37 FG
	6:13	Ford	Cantelli 17 pass from Anderson (Redd kick)
	2:30	ECSU	Neal 1 run (Laverty kick)
	0:59	ECSU	Johnson 69 int. ret. (Laverty kick)
3rd	11:48	Ford	Pearcey 6 run (Redd kick)
	8:21	Ford	Longi 3 pass from Anderson (Redd kick)
	3:39	Ford	ECSU Neal 1 run (Laverty kick)
4th	13:35	Ford	Allen 82 pass from Medlock (Redd kick)
	13:26	Ford	Bramble 19 fum. rec. (Redd kick)
	5:41	Ford	Paladino 17 run (Redd kick)

Team	ECSU	Fordham
First Downs	13	29
Rushes-Yards (Net)	34-119	54-393
Passing Yards	101	314
Passes (Att.-Cmp.-Int)	36-12-4	32-20-1
Total Net Yards	220	707
Return Yards	69	90
Punts-Avg.	6-43.2	1-28.0
Fumbles-Lost	5-4	0-0
Penalties-Yards	5-25	5-25
Possession	26:20	33:40
Att. - 3,626	Weather: Partly Cloudy, 87	

Rushing: ECSU: Deshon Saunders 8-52, Jamie Williams 4-48. Ford: Edmonds 16-155, Palladino 19-116, Pearcey 12-115.

Passing: ECSU: Daquan Neal 12-33-3-101. Ford: Anderson 18-28-1-225.

Receiving: ECSU: Seshon Saunders 4-33, Victor Tabbs 2-24. Ford: Caddle 4-40, Longi 4-39, Vantelli 3-54.

The 2016 Season

GAME 3

Penn 17
Fordham 31



September 24, 2016 - Jack Coffey Field

Despite rushing for 225 yards over the first two games of the year, there was one thing that Fordham junior running back hadn't done too much of this season, find the end zone. That changed today as Edmonds scored all four Ram touchdowns, three on the ground and one through the air, to lead Fordham to a 31-17 win over Penn on Jack Coffey Field on Homecoming Weekend.

The four touchdowns brings Edmonds' career total to 53 as he surpasses Kirwin Watson's school record of 49, set from 2000-03. The three rushing scores gives Edmonds 47 for his career, one shy of Watson's school record of 48. He finished with 152 rushing yards on 29 carries in the game.

The defense also played a major role in today's win, forcing three turnovers (two fumble recoveries and one interception) and coming up with big stops in key situations. The unit was paced by senior linebacker George Dawson, who led the Rams with 12 total tackles, eight solo, including one for loss and he had an interception and two pass breakups, and freshman linebacker Max Roberts, who finished with ten stops, five solo, including three sacks and he forced two fumbles.

The defense limited Penn senior quarterback Alek Torgersen to completing 17 of 31 passes for just 125 yards, sacking him five times.

Penn	7	3	7	0	-	17
Fordham	14	10	0	7	-	31

1st 11:16	Ford	Edmonds 22 pass from Anderson (Redd kick)
7:21	Penn	Solomon 22 run (Gammill kick)
3:23	Ford	Edmonds 24 run (Redd kick)
2nd 14:53	Ford	Redd 22 FG
11:45	Ford	Edmonds 1 run (Redd kick)
3:13	Penn	Gammill 23 FG
3rd 4:50	Penn	Torgersen 2 run (Gammill kick)
4th 5:31	Ford	Edmonds 1 run (Redd kick)

Team	Penn	Fordham
First Downs	16	23
Rushes-Yards (Net)	40-179	46-209
Passing Yards	131	231
Passes (Att.-Cmp.-Int)	32-18-1	33-18-1
Total Net Yards	310	440
Return Yards	0	53
Punts-Avg.	2-51.5	2-48.0
Fumbles-Lost	3-2	0-0
Penalties-Yards	3-11	6-45
Possession	29:55	30:05
Att. - 7,816	Weather: Sunny, 68	

Rushing: Penn: Tre Solomon 15-93, Alek Torgersen 15-31. Ford: Edmonds 29-152, Anderson 10-34, Pearcey 6-27.

Passing: Penn: Alek Torgersen 17-31-1-125. Ford: Anderson 18-33-1-231.

Receiving: Penn: Tre Solomon 8-52, Justin Watson 3-33, Logan Sharp 3-19. Ford: Longi 4-92, Edmonds 4-49, Solano 4-43.

2002, 2007 & 2014 Patriot League Champions www.fordhamsports.com

GAME 4

Fordham 41
Monmouth 42 (ot)



October 1, 2016 - Monmouth Stadium

In the movie The Big Lebowski, The Stranger explains to The Dude "Sometimes you eat the bear, and sometimes the bear eats you" which is applicable today's football game between Fordham and Monmouth. Over the course of the game, the Rams felt at times as if they were eating the bear and, moments later, being eaten by the bear. In the end it was a Monmouth two-point conversion on the first possession in overtime that made the difference as the Hawks defeated Fordham, 42-41, in Monmouth Stadium.

Despite the loss, junior running back Chase Edmonds continued his assault on the Fordham record book, rushing 25 times for 208 yards and four touchdowns. The four scores give Edmonds 51 in his Fordham career as he surpasses Kirwin Watson's school record of 48 set from 2000-2003. He also adds to his school career touchdown record which now stands at 57.

Fordham led 27-13 at the half but saw Monmouth score once in the third and then twice in the fourth to take a 34-27 lead with 5:03 remaining in regulation.

But Edmonds made sure the Rams were in it at the end, taking it to the end zone from 55 yards out to knot the game at 34 with 2:14 left.

Fordham	13	14	0	7	7	-	41
Monmouth	3	10	7	14	8	-	42

1st 11:58	Ford	Edmonds 77 run (kick blocked)
6:56	Ford	Cantelli 25 pass from Anderson (Redd kick)
2:14	Mon	White 25 FG
2nd 12:05	Mon	White 27 FG
1:30	Mon	Welch 1 run (White kick)
0:48	Ford	Longi 54 pass from Anderson (Redd kick)
0:20	Ford	Edmonds 1 run (Redd kick)
3rd 3:57	Mon	White 72 pass from Williams (White kick)
4th 13:32	Mon	White 18 pass from Williams (White kick)
5:03	Mon	Royds 9 run (White kick)
2:14	Ford	Edmonds 55 run (Redd kick)
OT	Ford	Edmonds 2 run (redd kick)
	Mon	Royds 4 run (White pass from Williams)

Team	Fordham	Monmouth
First Downs	23	25
Rushes-Yards (Net)	43-311	48-191
Passing Yards	214	290
Passes (Att.-Cmp.-Int)	34-16-0	31-22-0
Total Net Yards	525	481
Return Yards	0	0
Punts-Avg.	3-38.3	3-48.7
Fumbles-Lost	2-2	4-4
Penalties-Yards	3-34	9-70
Possession	25:00	35:00
Att. - 2,847	Weather: Overcast, 66	

Rushing: Ford: Edmonds 22-208, Pearcey 7-54, Anderson 11-49. Mon: Ed Royds 19-100, Welch 18-46..

Passing: Ford: Anderson 16-33-0-214. Mon: Cody Williams 22-31-0-290.

Receiving: Ford: Longi 5-106, Cantelli 4-48, Odom 3-23. Mon: Reggie White, Jr. 10-167, Darren Ambush 6-81.

Fordham University Football Game Notes 27

The 2016 Season

GAME 5

Lafayette 34
Fordham 58



October 8, 2016 - Jack Coffey Field

At the postgame press conference Fordham head football coach Andrew Breiner was asked if there was anything junior running back Chase Edmonds couldn't do. He thought awhile and responded, "Cook?" Edmonds may not be at home in the kitchen but he is definitely at home on the gridiron as he rushed for a school and Patriot League record 359 yards and scored four touchdowns to lead Fordham to a 58-34 Patriot League win over Lafayette College on Jack Coffey Field.

What makes Edmonds' day ever more remarkable is that he gained the 359 yards (the most by an NCAA Division I player this year) on just 17 carries, averaging 21.1 yards per carry, setting an NCAA FCS record for most yards gained per rush in a game. The former mark was 19.07 set by VMI's Gene Brown in 1988.

After scoring just once over the first two games of the year, Edmonds has made up for lost time, scoring four times in each of the past three games. His scoring runs today covered 29, 19, 74 and 67 yards.

The four scores brings Edmonds' scoring total this year to 78 points and his career total to 372, a new Patriot League record. He surpasses the former record of 358 points by Jordan Scott (2005-08) of Colgate. The four touchdowns now give him 62 career scores and 55 career rushing touchdowns, both school records. He surpasses Scott's Patriot League touchdown record of 58 while he is two rushing scores behind the Patriot League record of 57, also set by Scott.

Edmonds and Kevin Anderson, who rushed for 108 yards, helped Fordham set a new school single game rushing record as the Rams gained 516 yards on the ground, easily surpassing the previous mark of 383 yards set earlier this year against Elizabeth City State.

Lafayette	17	3	7	7	-	34
Fordham	20	21	10	7	-	58

1st	13:27	Laf	Parham 35 int. ret. (Bissell kick)
	12:57	Ford	Edmonds 29 run (Redd kick)
	7:16	Ford	Anderson 33 run (Redd kick)
	4:03	Laf	Bissell 35 FG
	1:24	Ford	Caddle 11 pass from Anderson (rush failed)
	1:13	Laf	Chenoweth 65 pass from Searfoss (Bissell kick)
2nd	14:03	Ford	Edmonds 19 run (Redd kick)
	2:32	Laf	Bissell 32 FG
	1:52	Ford	Edmonds 74 run (Redd kick)
	1:34	Ford	Cantelli 22 pass from Anderson (Redd kick)
3rd	13:21	Ford	Edmonds 67 run (Redd kick)
	6:00	Ford	Redd 44 FG
	0:25	Laf	Brown 6 run (Bissell kick)
4th	13:04	Ford	Caddle 25 pass from Anderson (Redd kick)
	3:14	Laf	Searfoss 7 run (Bissell kick)

Team	Lafayette	Fordham
First Downs	24	29
Rushes-Yards (Net)	38-112	43-516
Passing Yards	325	193
Passes (Att.-Cmp.-Int)	41-25-2	22-13-1
Total Net Yards	437	709
Return Yards	35	6
Punts-Avg.	5-43.4	1-31.0
Fumbles-Lost	2-0	0-0
Penalties-Yards	5-50	7-50
Possession	34:51	25:09
Att. - 3,864	Weather: Cloudy/Rainy, 68	

Rushing: Laf: DeSean Brown 12-39, Kyle Mayfield 9-26. Ford: Edmonds 17-359, Anderson 10-108, Pearcey 11-32.

Passing: Laf: Blake Searfoss 25-41-2-325. Ford: Anderson 12-18-1-181.

Receiving: Laf: Matt Mrazek 9-88, Joey Chenoweth 5-79, Dylan Wadsworth 3-54. Ford: Caddle 4-55, Cantelli 2-40, Longi 2-28.

GAME 6

Yale 37
Fordham 44



October 15, 2016 - Jack Coffey Field

There are many adjectives that can be used to describe the Fordham University football offense. One-dimensional isn't one of them. A week after Chase Edmonds rushed for a school record 359 yards, senior quarterback Kevin Anderson matched his career-high with five touchdown passes to lead the Rams to a 44-37 win over Yale University on Jack Coffey Field.

Anderson completed 18 of 27 passes for 270 yards and the five scores. The touchdown passes covered 15, 55, 15, 19 and 69 yards. It's the third time Anderson threw five touchdown passes in a game, matching the total from 2015 games with Columbia and Monmouth.

Anderson spread the ball around with seven different receivers catching a pass, led by Corey Caddle who had four receptions for 74 yards and two touchdowns, Austin Longi, who caught five balls for 47 yards and a score and Robbie Cantelli, who had three catches for 91 yards and two touchdowns.

Oh, Edmonds also contributed to the offense, carrying 18 times for 121 yards to bring his season total to 1,065 yards, his third straight 1,000-yard season. He joins Kirwan Watson as the only Ram to have three 1,000-yard seasons and become the fastest Ram to record a 1,000-yard season, doing so in his sixth game of the year (Edmonds hit the 1,000-yard mark in the seventh game in each of the past two seasons).

Edmonds' 121 rushing yards brings his career total to 4,551, second best on the Fordham career list, 66 yards behind Kirwin Watson's school record.

Defensively, the Rams forced two Yale turnovers, one a 63-yard interception return for a score by Caleb Ham.

Yale	8	7	8	14	-	37
Fordham	14	13	14	3	-	44

1st	13:09	Ford	Cantelli 15 pass from Anderson (Redd kick)
	9:49	Yale	Moore 1 run (Johnson rush)
	1:13	Ford	Caddle 55 pass from Anderson (Redd kick)
2nd	10:52	Yale	Harris 4 run (Galland kick)
	5:32	Ford	Longi 15 pass from Anderson (Redd kick)
	0:52	Ford	Caddle 19 pass from Anderson (rush failed)
3rd	5:23	Ford	Ham 63 int. ret. (Redd kick)
	1:48	Yale	Harris 1 run (Harris rush)
	1:31	Ford	Cantelli 69 pass from Anderson (Redd kick)
4th	12:21	Yale	Harris 1 run (Galland kick)
	2:06	Ford	Redd 20 FG
	0:21	Yale	Harris 3 run (Galland kick)

Team	Yale	Fordham
First Downs	24	15
Rushes-Yards (Net)	50-324	30-157
Passing Yards	129	270
Passes (Att.-Cmp.-Int)	35-14-1	27-18-0
Total Net Yards	453	427
Return Yards	0	85
Punts-Avg.	6-39.8	7-38.3
Fumbles-Lost	1-1	0-0
Penalties-Yards	2-20	12-110
Possession	32:29	27:31
Att. - 4,671	Weather: Sunny, 62	

Rushing: Yale: Deshawn Harris 24-136, Tre Moore 16-102. Ford: Edmonds 18-121, Pearcey 4-20.

Passing: Yale: Tre Moore 13-34-103-1. Ford: Anderson 18-27-270-0.

Receiving: Yale: Gaines 5-26, Shohfi 2-40. Ford: Longi 5-48, Caddle 4-74, Cantelli 3-91.

The 2016 Season

GAME 7

Georgetown 14
Fordham 17



October 22, 2016 - Jack Coffey Field

There were a lot of firsts in today's Fordham-Georgetown Patriot League football game on Jack Coffey Field. But it was an old reliable who proved to be the difference for the Rams as junior running Chase Edmonds gained 95 of his 179 yards in the final quarter to lead Fordham to a 17-14 win.

Edmonds, who carried a career-high 37 times for his 179 yards, brought his career total to 4,730 yards as the junior became the school's career leading in rushing yards. He surpassed Kirwin Watson's former mark of 4,617 yards, set from 2000-03.

Despite entering the game with one of the top offenses in the NCAA FCS, it was the Fordham defense that stepped up, forcing six Georgetown turnovers, including five interceptions, and recording a season-high ten tackles for loss. The defense also welcomed back two players who were seeing their first action of the season in senior defensive lineman Manny Adeyeye and junior linebacker Niko Thorpe, who both missed the first six games of the year with an injury. The defense also got back senior lineman Justin Vaughn, who missed last week's game with an injury.

The new blood proved fruitful for the Rams who held the Hoyas to minus two net rushing yards and 169 passing yards, recording six sacks to go with the five interceptions. The 167 total yards of offense for Georgetown are the fewest for a Fordham opponent since the Rams held Columbia to 166 total yards in 2014 while the five interceptions are the most since Fordham picked off six passes against Duquesne in 2004.

The game was a total team effort for the Rams as, due to suspension and injury, they were down to third team quarterback Colton Smith in the fourth quarter. Starter Kevin Anderson was suspended for the game due a violation of team rules and Luke Medlock, who made his first career start, was forced to the sidelines with an injury in the third quarter.

Georgetown	7	7	0	0	-	14
Fordham	14	0	0	3	-	17

1st 10:03	Ford	Cantelli 3 pass from Anderson (Redd kick)
4:04	Ford	Cantelli 37 pass from Anderson (Redd kick)
7:16	Gtown	Williams 59 pass from Norris (Darmstadter kick)
2nd 11:27	Gtown	Ellsworth 1 run (Darmstadter kick)
4th 6:08	Ford	Redd 24 FG

Team	Georgetown	Fordham
First Downs	9	15
Rushes-Yards (Net)	24-(-2)	53-184
Passing Yards	169	101
Passes (Att.-Cmp.-Int)	29-14-5	23-13-1
Total Net Yards	167	285
Return Yards	(-1)	46
Punts-Avg.	8-34.9	7-28.4
Fumbles-Lost	4-1	6-3
Penalties-Yards	5-50	9-60
Possession	26:07	33:53
Att. - 8231	Weather: Rainy, 47	

Rushing: Gtown: Phil Novacki 1-14. Ford: Edmonds 37-179, Pearcey 4-13.

Passing: Gtown: Clay Norris 6-15-3-112, Brock Johnson 8-14-2-57. Ford: Medlock 12-21-1-95, Smith 1-2-0-6.

Receiving: Gtown: Justin Harrell 6-4, Brandon Williams 2-67, Justin Hill 2-41. Ford: Longi 5-22, Caddle 3-9, Cantelli 2-40.

2002, 2007 & 2014 Patriot League Champions www.fordhamsports.com

GAME 7

Fordham 37
Lehigh 58



October 29, 2016 - Goodman Stadium

First the good news for the Fordham University football Rams. Chase Edmonds rushed for 182 yards, his seventh straight 100-yard game, while Kevin Anderson threw for three touchdowns and ran for another. Now the bad news. Lehigh amassed 632 yards of total offense to overshadow the feats of Edmonds and Anderson and upend the Rams, 58-37, in a battle of unbeaten Patriot League teams in Goodman Stadium.

Edmonds' 182 yards brings his season total to an NCAA FCS-leading 1,426 and advances his school record of career 100-yard games to 24 and his career rushing yards total to 4,912.

Anderson completed 21 of 33 passes for 285 yards and the three touchdowns.

Senior linebacker George Dawson and senior punter Joe Pavlik broke a school record today with each appearing in his 48th career game. They broke the former mark of 47 set by Javarus Dudley (2000-03) and matched by Joe Sullivan (2011-14).

Fordham	6	3	7	21	-	37
Lehigh	16	21	14	7	-	58

1st 10:18	Leh	Bragalone 19 run (Mish kick)
8:15	Leh	Knott 84 pass from Shafnisky (rush failed)
3:51	Ford	Anderson 3 run (kick failed)
1:21	Leh	Mish 29 FG
2nd 11:38	Ford	Redd 28 FG
8:18	Leh	Shafnisky 14 run (Mish kick)
5:45	Leh	Bragalone 3 run (Mish kick)
0:55	Leh	Bragalone 70 run (Mish kick)
3rd 11:17	Leh	Casey 29 pass from Mayes (Mish kick)
8:23	Leh	Shafnisky 15 run (Mish kick)
4:42	Ford	Pearcey 18 run (Redd kick)
4th 12:35	Ford	Solano 39 pass from Anderson (Redd kick)
7:23	Leh	Shafnisky 8 run (Mish kick)
7:03	Ford	Searight 11 pass from Anderson (Redd kick)
0:21	Ford	Cantelli 46 pass from Anderson (Redd kick)

Team	Fordham	Lehigh
First Downs	25	28
Rushes-Yards (Net)	202	349
Passing Yards	285	283
Passes (Att.-Cmp.-Int)	33-21-0	21-13-0
Total Net Yards	487	632
Return Yards	0	0
Punts-Avg.	2-36.5	0-0
Fumbles-Lost	1-1	1-0
Penalties-Yards	8-70	4-28
Possession	29:59	30:01
Att. - 6009	Weather: Sunny, 56	

Rushing: Ford: Edmonds 24-188, Pearcey 5-31. Leh: Dom Bragalone 15-192, Nick Shafnisky 13-108.

Passing: Ford: Anderson 21-33-0-285. Leh: Nick Shafnisky 10-18-0-238

Receiving: Ford: Longi 5-65, Cantelli 4-66, Corey Caddle 3-46. Leh: Derek Knott 3-130, Troy Pelletier 3-29, Gatlin Casey 2-55.

The 2016 Season

GAME 9

Colgate 20
Fordham 24



November 5, 2016 - Jack Coffey Field

If one were to look up the word perseverance in the dictionary (or in today's parlance, Google it), it's not likely they'll find a photo of Fordham senior wide receiver Robbie Cantelli. But he may well be the epitome of the word as the former walk-on, turned scholarship player caught a pair of touchdown passes today to lead the Rams to a 24-20 Patriot League win over Colgate University on Jack Coffey Field.

After serving as a scout team player as a freshman, Cantelli saw some action as a sophomore before injuries moved him into a significant role as a junior last year. He was leading all Fordham receivers 32 catches for 472 yards when he suffered a season-ending injury, ironically enough, in last year's game at Colgate. After rehabbing, Cantelli moved back into his starting role this year and the two scoring catches give him eleven on the year, three shy of the school record.

The Fordham senior class, which was honored in a pregame ceremony on Senior Day, has transformed the Rams' football program with 38 wins over the past four years, including a Patriot League championship in 2014. That resurgence can best be seen at home where Fordham went a perfect 6-0 this year, the third time over the past four years that the Rams have gone undefeated at home. Over the past four years Fordham is 25-1 in the Bronx.

The Fordham defense stepped up its game today, especially in the second half. After allowing 261 yards of offense in the first half plus the first Colgate possession of the second half, the Rams dug in, allowing just 84 yards over the final 28:32, coming up with two big fourth down stops in the final quarter.

Colgate	7	7	6	0	-	20
Fordham	3	7	7	7	-	24

1st	9:51	Ford	Redd 41 FG
	5:14	Colg	Washington 16 run (Bowman kick)
2nd	12:56	Ford	Odom 30 pass from Anderson (Redd kick)
	0:56	Colg	Washington 42 run (Bowman kick)
3rd	13:42	Colg	Melville 63 run (kick failed)
	3:38	Ford	Cantell 14 pass from Anderson (Redd kick)
4th	4:55	Ford	Cantelli 20 pass from Anderson (Redd kick)

Team	Colgate	Fordham
First Downs	15	22
Rushes-Yards (Net)	39-239	38-65
Passing Yards	106	263
Passes (Att.-Cmp.-Int)	22-10-0	42-27-0
Total Net Yards	345	328
Return Yards	0	0
Punts-Avg.	7-45.7	6-45.7
Fumbles-Lost	0-0	2-1
Penalties-Yards	4-40	6-35
Possession	28:37	31:23
Att. - 4,285	Weather: Sunny, 58	

Rushing: Colg: Jake Melville 12-124, Keyon Washington 24-123. Ford: Edmonds 21-73.

Passing: Colg: Jake Melville 22-10-0-106. Ford: Anderson 42-27-0-263.

Receiving: Colg: Nick Martinsen 4-30, John Maddaluna 2-40, Thomas Ives 20-23. Ford: Longi 7-73, Solano 6-49, Cantelli 5-58.

2016 FORDHAM SUPERLATIVES

INDIVIDUAL

Rushes:	37	Chase Edmonds vs. Georgetown
Yards Rushing:	359*	Chase Edmonds vs. Lafayette
TD Rushes:	4	Chase Edmonds at Monmouth
	4	Chase Edmonds vs. Lafayette
Longest Rush:	77	Chase Edmonds at Monmouth
Pass Attempts:	45	Kevin Anderson at Navy
Pass Completions:	27	Kevin Anderson vs. Colgate
Yards Passing:	302	Kevin Anderson at Navy
TD Passes:	5	Kevin Anderson vs. Yale
Long Pass:	82	Luke Medlock vs. ECSU
Receptions:	7	Austin Longi vs. ECSU
Yards Receiving:	106	Austin Longi at Monmouth
TD Receptions:	2	Robbie Cantelli vs. ECSU
	2	Austin Longi vs. ECSU
	2	Corey Caddle vs. Lafayette
	2	Corey Caddle vs. Yale
	2	Robbie Cantelli vs. Yale
	2	Robbie Cantelli vs. Georgetown
	2	Robbie Cantelli vs. Colgate
Long Reception:	82	Jordan Allen vs. ECSU
Field Goals:	3	Makay Redd at Navy
Punting Average:	48.0	Joe Pavlik vs. Penn
Long Punt:	63	Joe Pavlik vs. Penn
Long Punt Return:	37	Corey Caddle vs. Colgate
Long Kickoff Return:	83	Jihaad Pretlow at Lehigh
Tackles:	13	Caleb Ham at Monmouth
Sacks:	3.0	Max Roberts vs. Penn
TFL:	4.5	Justin Vaughn vs. Lafayette
Interceptions:	2	George Dawson vs. ECSU
	2	Caleb Ham vs. Georgetown

TEAM GAME HIGHS

Rushes:	54	vs. ECSU
Yards Rushing (Net):	516*	vs. Lafayette
Yards Per Rush:	12.0	vs. Lafayette
TD Rushes:	5	vs. Lafayette
Pass Attempts:	45	at Navy
Pass Completions:	27	vs. Colgate
Yards Passing:	302	at Navy
Yards Per Completion:	15.7	vs. ECSU
TD Passes:	5	vs. ECSU, va. Yale
Total Plays:	86	vs. ECSU
Total Offense:	709	vs. Lafayette
Yards Per Play:	10.9	vs. Lafayette
Points:	83	vs. ECSU
Sacks By:	6	vs. Georgetown
First Downs:	29	vs. ECSU, vs. Lafayette
Penalties:	12	vs. Yale
Penalty Yards:	110	vs. Yale
Turnovers:	4	vs. Georgetown
Interceptions By:	5	vs. Georgetown

* - School record

OPPONENT INDIVIDUAL

Rushes:	24	Deshawn Harris, Yale
	24	Keyon Washington, Colgate
Yards Rushing:	192	Dom Bragalone, Lehigh
TD Rushes:	4	Deshawn Harris, Yale
Longest Rush:	70	Chris High, Navy
		Dom Bragalone, Lehigh
Pass Attempts:	41	Blake Searfoss, Lafayette
Pass Completions:	25	Blake Searfoss, Lafayette
Yards Passing:	325	Blake Searfoss, Lafayette
TD Passes:	2	Cody Williams, Monmouth
Long Pass:	84	Nick Shafnisky, Lehigh
Receptions:	10	Reggie White, Jr., Monmouth
Yards Receiving:	167	Reggie White, Jr., Monmouth
TD Receptions:	2	Reggie White, Jr., Monmouth
Long Reception:	84	Derek Knott, Lehigh
Field Goals:	2	Matt White, Monmouth
	2	Jacob Bissell, Lafayette
Punting Average:	51.5	Hunter Kelley, Penn
Long Punt:	64	Fisher McInville, ECSU
Long Punt Return:	18	Craig Scott, Navy
Long Kickoff Return:	32	Toneo Gulley, Navy
Tackles:	13	Miacah Cooper, ECSU
Sacks:	3.0	Tyler Cavenas, Lehigh
TFL:	3.0	Darnell Leslie, Monmouth
	3.0	Ramopn Lyons, Georgetown
	3.0	Tyler Cavenas, Lehigh
Interceptions:	1	JaQuil Johnson, ECSU (TD)
	1	Mason Williams, Penn
	1	Phillip Parham, Lafayette
	1	J. Williamson, Georgetown

TEAM GAME HIGHS

Rushes:	53	Navy
Yards Rushing:	427	Navy
Yards Per Rush:	8.1	Navy
TD Rushes:	6	Navy
Pass Attempts:	41	Lafayette
Pass Completions:	25	Lafayette
Yards Passing:	325	Lafayette
Yards Per Completion:	30.8	Navy
TD Passes:	2	Monmouth, Lehigh
Total Plays:	85	Yale
Total Offense:	632	Lehigh
Yards Per Play:	9.4	Lehigh
Points:	58	Lehigh
Sacks By:	4	Monmouth, Lehigh
First Downs:	28	Lehigh
Penalties:	9	Monmouth
Penalty Yards:	70	Monmouth
Turnovers:	6	Georgetown
Interceptions By:	1	ECSU, Penn, Lafayette, Georgetown

2016 BIO UPDATES

Jordan Allen

25 Wide Receiver

Sophomore • 6-2 • 192
Chestnut Hill, Mass. •
Thayer Academy



- Has appeared eight games
- Has five receptions for 135 yards and one score
- Hauled in an 82-yard scoring strike from Luke Medlock in the win over Elizabeth City State

- Caught one pass for eight yards versus Penn
- Had one reception for 24 yards at Monmouth
- Made two catches for 21 yards in win over Lafayette

Year	G	Recpt.	Yds.	Avg.	TD	Lg	Avg./G
2015	9	17	322	18.9	1	60	35.8
2016	8	5	135	27.0	1	82	16.9
Total	17	22	457	20.8	2	82	26.9

Season Highs

Most Receptions:2, vs. Lafayette
Most Rec. Yards, Game:82, vs. Elizabeth City State
Longest Reception:82, vs. Elizabeth City State

Career Highs

Most Receptions:5, at Chattanooga (2015)
Most Rec. Yards, Game:98, vs. Bucknell (2015)
Longest Reception:82, vs. Elizabeth City State

Season Highs

Most Pass Attempts:45, at Navy
Most Completions:27, vs. Colgate
Most Passing Yards:302, at Navy
Most Passing TDs:5, vs. Yale
Longest Pass:69, vs. Yale

Season Highs

Most Carries, game:11, at Monmouth
Most Rush Yards, game:108, vs. Lafayette
Rushing TDs:1, vs. Lafayette
Longest Run:33, vs. Lafayette

Career Highs

Most Pass Attempts:49, at Colgate (2015)
Most Completions:34, at Colgate (2015)
Most Passing Yards:378, at Colgate (2015)
Most Passing TDs:5, 3x, last vs. Yale (2015)
Longest Pass:87, vs. Army West Point (2015)

Season Highs

Most Carries, game:20, vs. Columbia, Holy Cross (2015)
Most Rush Yards, game:115, vs. Holy Cross (2015)
Rushing TDs:1, 2x, last vs. Lafayette
Longest Run:33, vs. Lafayette

Kevin Anderson

14 Quarterback

Senior • 6-2 • 215
Boca Raton, Fla. •
Boca Raton (Marshall)



- Has started eight games in 2016
- Sits in sixth place on the Fordham career passing yards list (5,184) and third on the career passing touchdowns list (54)
- Completed 156 of 259 passes for 1,971 yards and 22 touchdowns
- Also has rushed 79 times for 238 yards

- and one score
- Leads the Patriot League and seventh in the NCAA FCS in passing touchdowns
- Leads Patriot League and 22nd in NCAA FCS in passing yards/game (246.4)
- Second in Patriot League and 15th in the NCAA FCS in passing efficiency (149.9)
- Leads the league and 16th in the NCAA FCS in total offense (276.1)
- Completed 26 of 45 passes for 302 yards and one score in season opener at Navy
- Also rushed ten times for 23 yards at Navy
- Completed 18 of 28 passes for 225 yards and four scores in win over Elizabeth City State
- Connected on 18 of 33 passes for 231 yards and one score versus Penn
- Completed 16 of 33 passes for 214 yards and two scores at Monmouth
- Connected on 12 of 18 passes for 181 yards and three touchdowns and rushed ten times of 108 yards and another score in win over Lafayette
- Completed 12 of 18 passes for 270 yards and tied his career high with five touchdowns versus Yale
- Named Patriot League Offensive Player of the Week following Yale game
- Completed 21 of 33 passes for 285 yards and three touchdowns at Lehigh
- Connected on 27 of 42 passes for 263 yards and three scores in win over Colgate.

Career Rushing Stats

Yr.	G	Att.	Yds.	Avg./Rush	Avg./Game	TD	LG
2014	3	1	5	5.0	1.7	1	5
2015	12	158	341	2.2	28.4	1	25
2016	8	79	238	3.0	29.8	1	33
Total	23	238	584	2.5	25.4	3	33

Career Passing Stats

Year	G	Comp.-Att.-Int.	Pct.	Yards	TD	LG	Yds/Gm
2014	3	0-0-0	0.0	0	0	0	0.0
2015	12	229-342-10	67.0	3183	32	87	265.2
2016	8	156-259-3	60.2	1971	22	69	246.4
Total	23	385-601-13	64.1	5184	54	87	225.4

2016 BIO UPDATES

Nick Angeli 67 **Defensive Line**
Junior • 6-1 • 286
Westfield, N.J. • Saint Peter's Prep



- Has started eight games on the defensive line at tackle
- Has 14 total total tackles, 12 solo, including 0.5 for loss
- Also has an interception and quarterback hurry

- Made three tackles in season opener at Navy
- Recorded two solo stops at Monmouth
- Made two solo tackles and picked off a pass in win over Lafayette
- Finished with a season-high five tackles, four solo, in Yale win

Year	G	UT	AT	TT	TL	Sacks	Int.	PD
2014	2	0	0	0	0-0	0-0	0	0
2015	8	2	4	6	0-0	0-0	0	0
2016	8	12	2	14	0.5-2	0-0	1	0
Total	18	14	6	20	0.5-2	0-0	1	0

Season Highs

Most Tackles, game:5, vs. Yale
 Most TFL, game:0.5, at Navy
 Most Sacks, game:0

Career Highs

Most Tackles, game: 5, 2x, last vs. Yale
 Most TFL, game:0.5, at Navy
 Most Sacks, game:0

David Barletta 42 **Linebacker**
Senior • 6-4 • 220
New Providence, N.J. • New Providence



- Has started all nine games at linebacker in 2016
- Tied for third on team with 44 total tackles, 30 solo, including 5.5 for loss and 2.0 sacks
- Also has two pass breakups, one forced fumble, one fumble recovery and three quarterback hurries

- Made six stops, three solo, forced a fumble and recovered a fumble at Monmouth
- Recorded three stops, one solo, in Lafayette win
- Finished with seven tackles, five solo, including 1.5 for loss and 1.0 sacks in Yale win
- Made six stops, five solo, including 2.0 for loss and 1.0 sacks in win over Georgetown
- Finished with six tackles, five solo, at Lehigh
- Had five tackles, one solo, in Colgate win.

Year	G	UT	AT	TT	TL	Sacks	Int.	PD
2012	6	1	1	2	0-0	0-0	0	0
2013	DNP-Inj.							
2014	3	1	2	3	0-0	0-0	0	0
2015	12	18	15	33	5.0-6	0-0	1	0
2016	9	30	14	44	5.5-30	2.0-25	0	2
Total	30	50	32	82	10.5-236	2.0-25	1	2

Season Highs


Most Tackles, game:8, at Navy
 Most TFL, game:2.0, vs. Georgetown
 Most Sacks, game:1.0 vs. Yale & Georgetown

Career Highs

Most Tackles, game:7, at Georgetown
 Most TFL, game:2.0, vs. Georgetown
 Most Sacks, game:1.0 vs. Yale & Georgetown

2016 BIO UPDATES

**Corey
Caddle**



2

**Wide
Receiver**

Sophomore • 5-9 • 186
Jersey City, N.J. •
Saint Peter's Prep

- Has started all nine games at wide out for the Rams in 2016
- Third on team with 27 catches for 279 yards and four touchdowns
- Also leads team (and second in Patriot League) with 15 punt returns for

169 yards (11.3 average)

- Had two receptions at Navy
- Caught four passes for 40 yards in win over Elizabeth City State
- Made two receptions versus Penn for 15 yards
- Had two catches for eight yards at Monmouth
- Had two receptions for 55 yards and two touchdowns in win over Lafayette
- Had four receptions for 74 yards and two touchdowns in Yale win
- Made three receptions for nine yards versus Georgetown
- Caught three passes for 46 yards at Lehigh
- Had three catches for 29 yards versus Colgate.

Year	G	Recpt.	Yds.	Avg.	TD	Lg	Avg./G
2015	12	36	466	12.9	5	71	38.8
2016	9	27	279	10.3	4	55	31.0
Total	21	63	745	11.8	9	71	35.5


Season Highs

Most Receptions: 4, 3x, last vs. Yale
 Most Rec. Yards, Game: 74, vs. Yale
 Longest Reception: 25, vs. Lafayette
 Most Rec. Touchdowns, Game 2, vs. Yale

Career Highs

Most Receptions: 5, 2x, last at Chattanooga (2015)
Most Rec. Yards, Game: 74, vs. Yale
 Longest Reception: 71, at Lafayette (2015)
Most Rec. Touchdowns, Game.....2, vs. Yale

**Robbie
Cantelli**



26

**Wide
Receiver**

Senior • 6-0 • 193
Holmdel, N.J. •
Holmdel

- Had started all nine games at wide receiver in 2016
- Second on team with 29 catches and second with 451 receiving yards
- Leads team, second in the league and tied for sixth in the NCAA FCS with

eleven receiving touchdowns

- Made five catches for 42 yards in season opener at Navy
- Grabbed three passes for 54 yards with two touchdowns against Elizabeth City State
- Had four catches for 48 yards and one touchdown at Monmouth
- Hauled in two passes for 40 yards and one touchdown in Lafayette win
- Grabbed three passes for 91 yards and two scores in win over Yale
- Hauled two catches, both for touchdowns, for 40 yards in Georgetown win
- Recorded four catches for 66 yards and one touchdown at Lehigh
- Grabbed five passes for 58 yards with two touchdowns in win over Colgate.

Year	G	Recpt.	Yds.	Avg.	TD	Lg	Avg./G
2013	0						
2014	13	1	39	39.0	1	39	3.0
2015	8	32	472	14.8	1	49	59.0
2016	9	29	451	15.6	11	69	50.1
Total	30	62	962	15.5	13	69	32.1

Season Highs

Most Receptions: 5, 2x, last vs. Colgate
 Most Rec. Yards, Game: 91, vs. Yale
 Longest Reception: 69, vs. Yale
 Most Rec. Touchdowns, Game 2, 4x, last vs. Colgate

Career Highs

Most Receptions: 12, at Penn (2015)
 Most Rec. Yards, Game: 164, at Penn (2015)
Longest Reception: 69, vs. Yale
Most Rec. Touchdowns, Game.....2, 4x, last vs. Colgate

2016 BIO UPDATES

Chase Edmonds

22 Running Back

**Junior • 5-9 • 205
Harrisburg, Pa. •
Central Dauphin East**



- 2016 Patriot League Preseason Offensive Player of the Year
- Also named preseason All-America
- Set school and Patriot League record for most touchdowns scored in a career (62) and the school mark for most rushing touchdowns in a career (55)

- Became the career rushing yards with 4,985 yards
- Set school and Patriot League record with 359 rushing yards versus Lafayette
- Also set an NCAA FCS record, averaging 21.1 yards/carry in the Lafayette game
- Became fastest Fordham running back to reach the 1,000-yard mark in a season (six games)
- Has started all nine games at running back in 2016
- Has carried 205 times for 1,499 yards and 12 touchdowns
- Also has 17 receptions for 176 yards and one score
- Leads the NCAA FCS in rushing average (166.6) and total rushing yards
- Also lead the NCAA FCS in all-purpose yards/game (193.89)
- Fifth in the NCAA FCS in rushing touchdowns (12) and ninth in scoring (9.8)
- Rushed 17 times for a school and Patriot League record 359 yards and four touchdowns in win over Lafayette
- Carried 18 times for 70 yards and caught two passes for 25 yards in season opener at Navy
- Rushed 16 times for 155 yards with one score in win over Elizabeth City State
- Carried 29 times for 152 yards and three touchdowns and caught four passes for 49 yards and one score versus Penn
- Rushed 25 times for 208 yards and four scores at Monmouth
- Gained 121 yards on 18 carries versus Yale
- Carried a career-high 37 times for 179 yards in Georgetown win
- Ran for 182 yards on 24 carries at Lehigh

- Gained 73 yards on 21 carries and caught four passes for 19 yards in Colgate win

Yr.	G	Att.	Yds.	Avg./Rush	Avg./Game	TD	LG
2014	14	294	1838	6.3	131.3	23	91
2015	11	251	1648	6.6	149.4	20	75
2016	9	205	1499	7.2	178.2	12	77
Totals	35	750	4985	6.6	142.4	55	91

Year	G	Recpt.	Yds.	Avg.	TD	Lg	Avg./G
2014	14	19	121	6.4	1	36	8.4
2015	12	31	383	12.4	5	87	34.8
2016	9	17	176	10.4	1	38	19.6
Total	35	67	680	10.1	7	87	19.4

Season Highs

Most Carries, game: 37, vs. Georgetown
 Most Rush Yards, game: 359, vs. Lafayette
 Rushing TDs: 4, 2x, last vs. Lafayette
 Longest Run: 77, at Monmouth

Career Highs

Most Carries, game: 37, vs. Georgetown
 Most Rush Yards, game: 359, vs. Lafayette
 Rushing TDs: 5, at Lehigh (2014)
 Longest Run: 87, vs. Rhode Island (2014)

Season Highs

Most Receptions: 4, vs. Penn
 Most Rec. Yards, Game: 49, vs. Penn
 Longest Reception: 22, vs. Penn


Career Highs

Most Receptions: 6, at Army West Point (2015)
 Most Rec. Yards, Game: 140, at Army West Point (2015)
 Longest Reception: 87, at Army West Point (2015)



2016 BIO UPDATES

George Dawson



6

Linebacker

Senior • 6-2 • 224
Bronx, N.Y. •
Cardinal Hayes

- Has started all nine games at linebacker in 2016
- Has appeared in a school-record 49 games (every game of his career)
- Leads team with 55 total tackles, 41 solo, including 7.0 for loss and 1.5

- sack
- Also has three interceptions, six pass breakups, two forced fumbles, one fumble recovery and two quarterback hurries
- Third in Patriot League in interceptions per game (0.33)
- Had three tackles, two solo, including a sack at Navy
- Picked off two passes and notched four solo stops in win over Elizabeth City State
- Made a game-high 12 tackles, eight solo, including one for loss, and intercepted a pass, returning it 40 yards, against Penn
- Finished with eight tackles, six solo, including a tackle for loss, and forced a fumble at Monmouth
- Had eight tackles, five solo, including 1.5 for loss, and one quarterback hurry versus Lafayette
- Finished with nine stops, six solo, including 0.5 sacks, forced a fumble and recovered a fumble in win over Yale
- Made three tackles, two solo, including one for loss, in win over Georgetown
- Made six solo stops at Lehigh
- Finished with two solo tackles, one for loss, versus Colgate

Year	G	UT	AT	TT	TL	Sacks	Int.	PD
2013	14	17	3	20	1.0-1	0-0	0	3
2014	14	44	24	68	5.5-13	0.0-0	2	0
2015	12	40	25	65	9.0-44	3.0-28	0	6
2016	9	41	14	55	7.0-31	1.5-10	3	5
Total	49	142	66	208	22.5-89	4.5-38	5	14

Season Highs

Most Tackles, game: 12, vs. Penn
 Most TFL, game: 1.5, vs. Lafayette
 Most Sacks, game: 1.0, vs. Elizabeth City State
 Most Interceptions, game: 2, 1.0, vs. Elizabeth City State

Career Highs

Most Tackles, game: 10, 2x, last vs. Bucknell (2015)
 Most TFL, game: 2.0, 2x, last vs. Bucknell (2015)
 Most Sacks, game: 2.0, vs. Bucknell (2015)
Most Interceptions, game: 2, 1.0, vs. Elizabeth City State

Noah Fitzgerald



7

Linebacker

Sophomore • 6-0 • 212
Glen Burnie, Md. •
Old Mill

- Has appeared in all nine games at linebacker in 2016
- Recorded 29 total tackles, 17 solo
- Tied for first in the NCAA FCS with four fumble recoveries
- Has 3.5 tackles for loss, 1.5 sacks,

- three pass breakups and one forced fumble
- Tied for NCAA FCS lead with four fumble recoveries
- Opened season with four stops, three solo, including two for loss and one sack, at Navy
- Had two solo tackles and returned a fumble recovery nine yards for a score against Elizabeth City State
- Finished with five stops, two solo, including 0.5 sacks, recovered a fumble and forced a fumble in the win over Penn
- Made nine tackles, six solo, and recovered two fumbles at Monmouth
- Recorded five tackles, two solo, including 0.5 sacks in Yale win

Year	G	UT	AT	TT	TL	Sacks	Int.	PD
2015	10	7	7	14	0-0	0-0	1	0
2016	9	17	12	29	3.5-18	1.5-13	0	3
Total	19	24	19	43	3.5-18	1.5-13	1	3

Season Highs


Most Tackles, game: 9, at Monmouth
 Most TFL, game: 2.0, at Navy
 Most Sacks, game: 1.0, at Navy

Career Highs

Most Tackles, game: 9, at Monmouth
Most TFL, game: 2.0, at Navy
Most Sacks, game: 1.0, at Navy

2016 BIO UPDATES

Ty Green



57 **Defensive Line**

Junior • 6-4 • 261
Ashland, Ohio N.J. • Ashland

- Has appeared in all nine games on the defensive line in 2016
- Has 18 total tackles, 12 solo, including 2.0 for loss and 1.5 sacks
- Made three solo stops at Navy
- Finished with five tackles, two solo, including 1.5 sacks, in Penn win
- Made four stops, three solo, including 0.5 for loss at Monmouth
- Recorded three tackles, two solo, in win over Yale

Year	G	UT	AT	TT	TFL	Sacks	Int.	PD
2014	DNP-Injury							
2015	9	5	2	7	2.5-5	1.0-3	0	0
2016	9	12	6	18	2.0-9	1.5-8	0	0
Total	18	17	8	25	4.5-14	2.5-11	0	0


Season Highs

Most Tackles, game:5, vs. Penn
 Most TFL, game:1.5, vs. Penn
 Most Sacks, game:1.5, vs. Penn

Career Highs

Most Tackles, game:5, vs. Penn
 Most TFL, game:1.5, vs. Penn
 Most Sacks, game:1.5, vs. Penn

Caleb Ham



31 **Defensive Back**

Junior • 6-1 • 192
McDonough, Ga. • Union Grove

- Has started all nine games at free safety for the Rams in 2016
- Second on team with 49 total tackles, 33 solo, including 3.0 for losses
- Also has three interceptions, tied for the team lead, and four pass breakups
- Third in Patriot League in interceptions per game (0.33)
- Opened season with seven tackles at Navy, two solo
- Made three solo stops and broke up a pass in the win over Elizabeth City State
- Recorded three solo tackles in win over Penn
- Made a career-high 13 stops, six solo, and broke up a pass at Monmouth
- Finished with six tackles, four solo, including one for loss in win over Lafayette
- Picked off a pass and returned it 63 yards for a score and made four tackles in win over Yale
- Intercepted a pair of passes and made three solo stops to earn Patriot League Defensive Player of the Week honors in the Georgetown game
- Made five solo tackles, including two for loss, at Lehigh
- Finished with five tackles, four solo, and broke up a pass in the Colgate win

Year	G	UT	AT	TT	TL	Sacks	Int.	PD
2014	11	2	6	8	0-0	0-0	0	0
2015	11	36	9	45	1.0-2	0-0	3	5
2016	9	33	16	49	3.0-6	0-0	4	3
Total	31	71	31	102	4.0-8	0-0	7	8

Season Highs

Most Tackles, game: 13, at Monmouth
 Most TFL, game:2.0, at Lehigh
 Most Interceptions, game:2, vs. Georgetown

Career Highs

Most Tackles, game:13, at Monmouth
 Most TFL, game:2.0, at Lehigh
 Most Interceptions, game:2, 2x, last vs. Georgetown

2016 BIO UPDATES

Antonio Jackson

35 Defensive Back

Sophomore • 6-2 • 183
Leesburg, Va. • Loudon County



- Has appeared in all nine games in the defensive backfield in 2016
- Tied for third on team with 44 total tackles on the year, 36 solo, including two for loss
- Also has two interceptions and two

pass break ups

- Made a team-high five tackles in the win over Elizabeth City State
- Recorded four stops, two solo, in Penn win
- Finished with five tackles, three solo, including one for loss, at Monmouth
- Made a career-high eleven tackles, nine solo, including one for loss, and picked off a pass in Lafayette win
- Recorded six tackles, five solo, and broke up a pass in win over Yale
- Intercepted a pass and made two solo stops in win over Georgetown
- Finished with four stops, three solo, at Lehigh
- Made six solo tackles in win over Colgate

Year	G	UT	AT	TT	TL	Sacks	Int.	PD
2015	11	11	4	15	0-0	0-0	0	1
2016	9	36	8	44	2.0-4	0-0	2	1
Total	20	47	12	59	2.0-4	0-0	2	2

Season Highs

Most Tackles, game: 11, vs. Lafayette
 Most TFL, game: 1.0, 2x, last vs. Lafayette
 Most Interceptions, game: 1, 2x, last vs. Georgetown

Career Highs

Most Tackles, game: 11, vs. Lafayette
 Most TFL, game: 1.0, 2x, last vs. Lafayette
 Most Interceptions, game: 1, 2x, last vs. Georgetown

Tyler Long

34 Defensive Back

Sophomore • 6-2 • 203
New Reigel, Ohio • Tiffin Calvert



- Has appeared in all nine games in the defensive backfield in 2016
- Has ten total tackles on the year, five solo
- Also picked off a pass
- Made four total tackles, three solo,

and returned an interception 41 yards in win over Elizabeth City State

- Recorded a pair of tackles, one solo, in Colgate win

Year	G	UT	AT	TT	TL	Sacks	Int.	PD
2015	6	2	2	4	0-0	0-0	0	0
2016	9	5	5	10	0-0	0-0	1	0
Total	15	7	7	14	0-0	0-0	1	0

Season Highs

Most Tackles, game: 4, vs. Elizabeth City State
 Most TFL, game: 0
 Most Interceptions, game: 1, vs. Elizabeth City State

Career Highs

Most Tackles, game: 4, vs. Elizabeth City State
 Most TFL, game: 0
 Most Interceptions, game: 1, vs. Elizabeth City State

2016 BIO UPDATES

Austin Longi

5

Wide Receiver



**Sophomore • 5-8 • 150
Stamford, Conn. •
Greenwich, Va.**

- Has appeared in all nine games at wide receiver in 2016
- Leads team with 44 receptions for 537 yards and four touchdowns
- Opened season with seven receptions for 64 yards at Navy

- Caught four passes for 39 yards and two scores in win over Elizabeth City State
- Made four catches for 92 yards in the win over Penn
- Grabbed five passes for 106 yards and one score at Monmouth
- Had two receptions for 28 yards against Lafayette
- Hauled in five passes for 48 yards and one touchdown against Yale
- Made five catches for 22 yards in Georgetown win
- Grabbed five passes for 65 yards at Lehigh
- Had seven receptions for 73 yards in win over Colgate

Year	G	Recpt.	Yds.	Avg.	TD	Lg	Avg./G
2015	12	34	463	13.6	6	45	38.6
2016	9	44	537	12.2	4	57	59.7
Total	21	78	1000	12.8	10	57	47.6

Season Highs

Most Receptions: 7, 2x, last vs. Colgate
 Most Rec. Yards, Game: 106, at Monmouth
 Longest Reception: 57, vs. Penn

Career Highs

Most Receptions: 10, at Colgate (2015)
 Most Rec. Yards, Game: 107, at Colgate (2015)
Longest Reception: 57, vs. Penn

Dylan Mabin

8

Defensive Back



**Sophomore • 6-1 • 185
Macedonia, Ohio •
Nordonia**

- Has started all nine games at corner back in 2016
- Seventh on team with 38 total tackles, 32 solo, including one for loss
- Also has two pass breakups
- Finished with five stops, four solo, at

- Navy
- Made two solo tackles in the win over Elizabeth City State
 - Recorded a career-high nine tackles, six solo, in win over Penn
 - Finished with four solo stops at Monmouth
 - Had five tackles, four solo, and a pass breakup versus Lafayette
 - Made six solo tackles in win over Yale
 - Finished with three solo tackles, one for loss, in the Colgate win

Year	G	UT	AT	TT	TL	Sacks	Int.	PD
2015	11	13	2	15	0-0	0-0	0	7
2016	9	32	6	38	1.0-1	0-0	0	2
Total	20	45	8	53	1.00-1	0-0	0	9

Season Highs

Most Tackles, game: 9, vs. Penn
 Most TFL, game: 0
 Most Interceptions, game: 0

Career Highs

Most Tackles, game: 9, vs. Penn
 Most TFL, game: 0
 Most Interceptions, game: 0

2016 BIO UPDATES

**Phazah
Odom**



15

Senior • 6-8 • 250
Barnwell, S.C. •
Barnwell

**Tight
End**

- Named Preseason All-Patriot League and All-America
- Has appeared all nine games at tight end in 2016
- Tied for second in career touchdown receptions by a tight end in school

**Joe
Pavlik**



19

Senior • 5-11 • 181
Chicago, Ill. •
Mount Carmel

Punter

- Started all nine games at punter for the Rams in 2016
- Has appeared in all 49 games in his Fordham career, a school record
- Punted 30 times for 1,213 yards (40.4 yards/punt)
- Placed eleven of his 30 punts inside the

- 20
- Has four punts of more than 50 yards
- Has a long punt of 63 yards (vs. Penn)
- Kicked six times for a 45.7 yards/punt average with a long of 55 versus Colgate

history (9)

- Has 14 catches for 192 yards with two scores in 2016
- Opened season with three receptions for 66 yards with one touchdown at Navy
- Had three catches for 23 yards at Monmouth
- Made two catches for 18 yards at Lehigh
- Hauled in a 30-yard scoring strike in the win over Colgate

Year	G	Recpt.	Yds.	Avg.	TD	Lg	Avg./G
2012		DNP-Inj.					
2013	4	0	0	0.0	0	0	0.0
2014	12	5	56	11.2	0	17	4.7
2015	12	37	492	13.3	7	41	41.0
2016	9	14	192	13.7	2	34	21.3
Total	37	56	740	13.2	9	41	20.0

Season Highs

Most Receptions: 3, 2x, last at Monmouth
 Most Rec. Yards, Game: 66, at Navy
 Longest Reception: 34, at Navy

Career Highs

Most Receptions:6, 2x, last at Chattanooga (2015)
 Most Rec. Yards, Game:94, vs. Columbia (2015)
 Longest Reception:41, vs. Columbia (2015)

2016 BIO UPDATES

**Kendall
Pearcey**

3

**Running
Back**



Senior • 5-10 • 200
Lutz, Fla. •
Steibrenner

- Has appeared in all nine games at running back and on special teams in 2016
- Rushed 58 times for 363 yards with three touchdowns
- Also caught two passes for six yards

**Jihaad
Pretlow**

24

**Defensive
Back**



Senior • 5-11 • 195
Elizabeth, N.J. •
Blair Academy (Temple)

- **Named Preseason All-Patriot League**
- Has started all nine games in the defensive backfield in 2016
- Has 40 total tackles, 33 solo, including one for loss
- Also has a team-high eleven pass

- and has returned ten kickoffs for 144 yards
- Carried eight times for 69 yards in season opener at Navy
- Rushed 12 times for 115 yards and two scores in win over Elizabeth City State, his second career 100-yard game
- Gained 54 yards on seven carries at Monmouth
- Picked up 23 yards on eleven carries in win over Lafayette
- Carried five times for 31 yards with one score at Lehigh

- breakups and one interception
- Second in teh Patriot League and 17th in the NCAA FCS in passes defended/game (1.3)
- Returned 13 kickoffs for 364 yards (28.0 average)
- Leads Patriot League and tenth in the NCAA FCS in kickoff return average
- Made three stops, two solo, in season opener at Navy
- Finished with two solo tackles and broke up four passes in win over Elizabeth City State
- Recorded eight stops, seven solo, and broke up two passes in win over Penn
- Made seven tackles, five solo, and broke up a pass at Monmouth
- Finished with five tackles, four solo, and returned a kickoff 62 yards in Yale win
- Made four solo stops, intercepted a pass and broke up two others in Georgetown win
- Had three tackles and returned five kickoffs for 191 yards at Lehigh
- Made six solo stops, including one for loss, and broke up two passes in win over Colagte

Career Rushing

Yr.	G	Att.	Yds.	Avg./Rush	Avg./Game	TD	LG
2013	6	18	85	4.7	14.2	2	18
2014	14	87	592	6.8	42.3	6	57
2015	9	22	134	6.1	13.4	2	29
2016	9	58	363	6.3	40.3	2	41
Totals	38	185	1174	6.3	30.9	12	57

Career Receiving

Year	G	Recpt.	Yds.	Yds/Recpt.	Yds/Game	TD	LG
2013	6	0	0	0.0	0.0	0	0
2014	14	15	142	9.5	10.1	0	21
2015	9	3	46	15.3	4.6	0	25
2016	9	2	6	3.0	0.7	0	1
Totals	38	20	194	9.7	5.1	0	25

Year	G	UT	AT	TT	TL	Sacks	Int.	PD
2015	12	48	19	67	3.0-8	0-0	2	12
2016	9	33	7	40	1.0-4	0-0	1	11
Totals	21	81	26	107	4.0-12	0-0	3	23

Season Highs

Most Carries, game:12, vs. Elizabeth City State
 Most Rush Yards, game:115, vs. Elizabeth City State
 Rushing TDs:2, vs. Elizabeth City State
 Longest Run:41, at Navy

Career Highs

Most Carries, game: 17, at Lehigh (2014)
Most Rush Yards, game:115, vs. Elizabeth City State
 Rushing TDs: 3, vs. Georgetown (2014)
 Longest Run: 57, at Lehigh (2014)

Season Highs

Most Receptions:1, vs. Elizabeth City State
 Most Rec. Yards, Game:1, vs. Elizabeth City State
 Longest Reception:1, vs. Elizabeth City State

Career Highs

Most Receptions: 3, 2x, last Georgetown (2014)
 Most Rec. Yards, Game:33, vs. Rhode Island (2014)
 Longest Reception:25, at Lafayette (2015)

Season Highs


Most Tackles, game:8, vs. Penn
 Most Interceptions, game: 0
 Most Passes Defended, game:4, vs. Elizabeth City State

Career Highs

Most Tackles, game: 13, vs. Columbia (2015)
 Most Interceptions, game: 1, 2x, last vs. Holy Cross (2015)
Most Passes Defended, game: 4, vs. Elizabeth City State

2016 BIO UPDATES

Makay Redd



17

Kicker

Senior • 6-0 • 210
Alamo, Calif. •
Monte Vista

- Named Preseason All-Patriot League
- Has appeared in all nine games as placekicker in 2016
- Connected on eleven of his 14 field goal attempts and 42 of his 44 PATs
- Set school and Patriot League record

- with eleven PATs in Elizabeth City State win
- Leads the Patriot League and 20th in the NCAA FCS in field goals per game (1.22)
- Second in league and 21st in NCAA FCS in field goal percentage (0.786)
- Also third in the Patriot League in scoring (8.3 points per game)
- Booted three field goals (23, 30 and 31 yards) at Navy, his first career three-field goal game
- Named Patriot League Special Teams Player of the Week following Navy game
- Besides the eleven PATs, also connected on two field goals in win over Elizabeth City State
- Booted a 22-yard field goal in win over Penn
- Connected on a 44-yard field goal and converted seven PATs in the Lafayette win
- Booted a 20-yard field goal and was good on all five PATs in win over Yale
- Connected on a 24-yard field goal that proved to be the game-winner versus Georgetown
- Connected on a 24-yard field goal at Lehigh
- Booted a 41-yard field goal in Colgate win

Year	FG	Pct.	1-19	20-29	30-39	40-49	50+	Lg
2015	8-12	75.0	0-0	3-3	4-5	0-3	1-1	54
2016	11-14	78.6	0-0	5-5	3-4	3-5	0-0	44
Totals	19-26	73.1	0-0	8-8	7-9	3-8	1-1	54

Max Roberts



44

Linebacker

Freshman • 6-1 • 222
Delaware, Ohio •
Delaware Hayes (Salisbury)

- Has appeared in all nine games at linebacker in 2016
- Fifth on team with 42 total tackles, 28 solo
- Also has 9.0 for loss (second on team), 4.5 sacks, three forced fumbles and nine quarterback hurries

- Named Patriot League Rookie of the week following Penn game
- Made ten tackles, five solo, against Penn, including three sacks
- Also forced two fumbles and had two quarterback hurries versus Penn
- Opened season by making three tackles, two solo, at Navy
- Made three stops, two solo, including one for loss and forced a fumble in win over Elizabeth City State
- Finished with seven tackles, five solo, and recovered a fumble at Monmouth
- Recorded five tackles, four solo, and had a quarterback hurry in win over Yale
- Made five tackles, two solo, including 3.0 for loss and 1.5 sacks, in Georgetown win
- Finished with three solo stops at Lehigh
- Made six tackles, five solo, including two for loss, in win over Colgate

Year	G	UT	AT	TT	TL	Sacks	Int.	PD
2016	9	28	14	42	9.0-33	4.5-16	0	0

- Season Highs**
- Most Tackles, game:10, vs. Penn
 - Most TFL, game: 3.0, 2x, last vs. Georgetown
 - Most Sacks, game:3.0, vs. Penn

2016 BIO UPDATES

Justin Vaughn

91 Defensive Line

Senior • 6-5 • 287
Hamilton, Ont. •
Canada Prep



- Has started eight games on the defensive line in 2016 (missed Yale game)
- Has 31 total tackles, 23 solo
- Also has a team-high 9.5 tackles and also 4.0 sacks
- Second on team with six quarterback hurries

- Made five tackles, four solo, in the opener at Navy
- Finished with three stops, two solo, including two for loss and one sack in win over Elizabeth City State
- Recorded six tackles, five solo, including 4.5 for loss and 2.0 sacks, in win over Lafayette
- Made three solo stops, including one sack, in win over Georgetown
- Had five tackles, including four solo and two for loss, at Lehigh
- Finished with six tackles, four solo, and had three quarterback hurries in Colgate win

Year	G	UT	AT	TT	TL	Sacks	Int.	PD
2014	13	14	10	24	6.0-15	1.0-6	0	0
2015	12	8	10	18	4.0-14	2.5-12	0	0
2016	8	23	8	31	9.5-29	4.0-14	0	0
Total	33	45	28	73	19.5-58	7.5-32	0	0

Season Highs

Most Tackles, game:6, 2x, last vs. Colgate
 Most TFL, game: 4.5, vs. Lafayette
 Most Sacks, game: 2.0, vs. Lafayette

Career Highs

Most Tackles, game: 6, 2x, last vs. Colgate
 Most TFL, game: 4.5, vs. Lafayette
 Most Sacks, game: 2.0, vs. Lafayette

Brandon Weir

48 Defensive Line

Senior • 6-3 • 238
Poughkeepsie, N.Y. •
Poughkeepsie



- Has started all nine games on the defensive line in 2016
- Has 21 total tackles, 13 solo
- Also has 4.5 for loss and 2.5 sacks and one forced fumble
- Made three tackles, one solo, including 0.5 sacks, in season opener at

- Navy
- Recorded one solo stop, a sack, in the win over Elizabeth City State
- Finished with three tackles, one solo, in Penn win
- Made four tackles, three solo, including one for loss, at Monmouth
- Recorded four tackles, two solo, including 2.0 for loss and 1.0 sacks in Yale win
- Had four stops, three solo, in win over Colgate

Year	G	UT	AT	TT	TL	Sacks	Int.	PD
2013	0	0	0	0	0-0	0-0	0	0
2014	4	1	1	2	0-0	0-0	0	0
2015	10	8	5	13	4.0-11	2.0-8	0	1
2016	9	13	8	21	4.5-22	2.5-16	0	0
Totals	23	22	14	36	8.5-33	4.5-24	0	0

Season Highs

Most Tackles, game:4, 2x, last vs. Colgate
 Most TFL, game: 1.0, 2x, last at Monmouth
 Most Sacks, game:1.0, vs. Elizabeth City State

Career Highs

Most Tackles, game: 4, 2x, last vs. Colgate
 Most TFL, game: 2.0, at Lafayette (2015)
 Most Sacks, game: 1.0, 3x, last vs. Elizabeth City State