



# 2016 FORDHAM UNIVERSITY FOOTBALL NOTES

**Fordham University Sports Information Office:** Joe DiBari, Director of Sports Information **Website:** [www.fordhamsports.com](http://www.fordhamsports.com)  
**Office:** 718-817-4240; **Cell:** 917-539-5061; **FAX:** 718-817-4244; **E-Mail:** [dibari@fordham.edu](mailto:dibari@fordham.edu)

## 2016 Fordham Schedule (2-2, 0-0)

Date	Opponent	Time
Sept. 3	at Navy (CBS).....	52-16, L
Sept. 10	ELIZABETH CITY ST.....	83-21, W
Sept. 24	PENN (H).....	31-17, W
Oct. 1	at Monmouth.....	42-41(ot), L
Oct. 8	LAFAYETTE* (CI).....	1:00 p.m.
Oct. 15	YALE.....	1:00 p.m.
Oct. 22	GEORGETOWN* (CI).....	1:00 p.m.
Oct. 29	at Lehigh* .....	12:30 p.m.
Nov. 5	COLGATE* .....	1:00 p.m.
Nov. 12	vs. Holy Cross* (YS)(CI) .....	3:00 p.m.
Nov. 19	at Bucknell* (ASN).....	1:00 p.m.

\* - Patriot League game

YS - Game played at Yankee Stadium

CBS - CBS Sports Network CI - Campus Insiders

ASN - American Sports Network

## 2016 TEAM COMPARISON



Record..... 2-2, 0-0 PL  
 Pts./Gm.....42.8  
 Rush Yds/Gm.....268.8  
 Pass Yd/Gm.....265.2  
 Total Off/Gm.....534.0  
 Total Def/Gm.....390.2



Record..... 1-4, 0-1 PL  
 Pts./Gm.....20.6  
 Rush Yds/Gm.....64.6  
 Pass Yd/Gm.....267.0  
 Total Off/Gm.....331.6  
 Total Def/Gm.....369.4

## INDIVIDUAL LEADERS

### RUSHING

#22 Chase Edmonds  
 88-585, 8 TD, 146.2 ypg

### RUSHING

#30 DeSean Brown  
 143-146, 0 TD, 48.7 ypg

### PASSING

#14 Kevin Anderson  
 78-139, 972 yds,  
 8 TD, 2 INT, 243.0 ypg

### PASSING

#7 Drew Reid  
 92-137, 1012 yds  
 8 TD, 6 INT, 202.4 ypg

### RECEIVING

#5 Austin Longi  
 20-301 yds, 3 TD, 75.2 ypg

### RECEIVING

#17 Matt Mrazek  
 33-366 yds, 8 TD, 73.2 ypg

### DEFENSE

#6 George Dawson  
 27 TT, 3.0 TFL,  
 1.0 Sacks, 3 Int., 4 PBU

### DEFENSE

#43 Michael Root  
 42 TT, 0.5 TFL



[www.patriotleague.org](http://www.patriotleague.org)

## GAME 5



### LAFAYETTE "LEOPARDS" (1-4, 0-1)

Head Coach: Frank Tavani (Lebanon Valley '75)

Record at Lafayette: 83-102 (17th season)

at



### FORDHAM "RAMS" (2-2, 0-0)

Head Coach: Andrew Breiner (Lock Haven '06)

Record at Fordham: 2-2 (first season)

**Oct. 8, 2016 • 1:00 p.m. • Bronx, N.Y. • Jack Coffey Field (7,000)**

**Series History:** 35th Meeting, Lafayette leads series tied, 22-11-1

**At Fordham:** 7-5, Lafayette (Fordham has won past three vs. Leopards on Jack Coffey Field)

**Last Meeting:** Fordham 35, Lafayette 7 (Oct. 3, 2015 at Lafayette)

**WFUV 90.7 FM/WFUVSports.org:** Drew Casey, PxP • Joe Marie, Analyst

Corey Miller, Sidelines • Jonah Haskell, Producer

**Campus Insiders:** Ray Crawford, PxP • Tom Kelleher, Analyst •

## #RAMBLINGS

- The Rams open their 2016 Patriot League schedule by hosting the Lafayette College Leopards on Jack Coffey Field on Saturday at 1:00 p.m.
- This will be the 35th meeting between Fordham and Lafayette with the Leopards leading all-time series, 22-11-1, but the Rams have taken the past two matchups
- The Rams won last year's meeting, 35-7, at Fisher Stadium as Chase Edmonds rushed 30 times for 234 yards and two touchdowns and Kevin Anderson completed 10 of 20 passes for 149 yards and two scores
- The Rams are looking to improve their conference record to 17-2 over the past four years
- Junior running back Chase Edmonds named 2016 Patriot League Preseason Offensive Player of the Year and four other Rams named preseason All-League
- The Rams are the winningest New York area football team since 2012 with 40 wins
- Fordham has not lost back-to-back games since 2011

## Chase Edmonds Picks Up the Hardware

Junior running back **Chase Edmonds**, a 2016 preseason All-American and Preseason Patriot League Offensive Player of the Year, has already picked up a number of awards over his first two years:

- 2014 Jerry Rice Award as the top NCAA FCS freshman
- 2014 Consensus All-America
- 2014 CFPA National Rookie of the Year
- 2014 ECAC Rookie of the Year
- 2014 Patriot League Rookie of the Year
- 2015 Consensus All-American
- 2015 Patriot League & ECAC Offensive Player of the Year
- 2015 STATS NCAA FCS Player of the Year Finalist (finished fourth)

Statistically, Edmonds:

- Set the Fordham single season rushing record with 1,838 yards and Fordham rushing touchdown mark (23) in 2014
- Has top two single season rushing seasons in school history
- Set Fordham and Patriot League single game rushing mark with 347 yards against Lehigh in 2015
- Ranks second on career rushing yards (4,071)
- Has set the school career touchdown (58) and career rushing touchdown (51) marks



## The Patriot League

### 2016 STANDINGS

	League			Overall		
	W	L	Pct.	W	L	Pct.
Holy Cross	1	0	1.000	2	3	.400
Bucknell	0	0	.000	1	3	.250
Colgate	0	0	.000	1	3	.250
<b>Fordham</b>	<b>0</b>	<b>0</b>	<b>.000</b>	<b>2</b>	<b>2</b>	<b>.500</b>
Georgetown	0	0	.000	3	1	.750
Lehigh	0	0	.000	3	2	.600
Lafayette	0	1	.000	1	4	.200

This Week in the Patriot League:

Lafayette at Fordham, 1:00 p.m.

Bucknell at Holy Cross, 1:00 p.m.

Colgate at Lehigh, 12:30 p.m.

Princeton at Georgetown, 1:00 p.m.

### Fordham's 2016 Patriot League Stat Leaders

<u>Rushing</u>	<u>Yards/Game</u>	<u>Rank</u>
Chase Edmonds	146.3	1st

<u>Passing</u>	<u>Pass Yards/Game</u>	<u>Rank</u>
Kevin Anderson	243.0	2nd

<u>Pass Eff.</u>	<u>Rating</u>	<u>Rank</u>
Kevin Anderson	131.0	4th

<u>Total Offense</u>	<u>Yards/Game</u>	<u>Rank</u>
Kevin Anderson	273.8	2nd

<u>All Purpose</u>	<u>Yards/Game</u>	<u>Rank</u>
Chase Edmonds	175.5	1st

<u>Scoring</u>	<u>Pts/Game</u>	<u>Rank</u>
Chase Edmonds	13.5	1st
Makay Redd	9.8	2nd

<u>Punt Returns</u>	<u>Yards/Return</u>	<u>Rank</u>
Corey Caddle	10.4	1st

<u>Field Goals</u>	<u>FG/Game</u>	<u>Rank</u>
Makay Redd	1.50	1st

<u>Field Goal %</u>	<u>%</u>	<u>Rank</u>
Makay Redd	.857	2nd

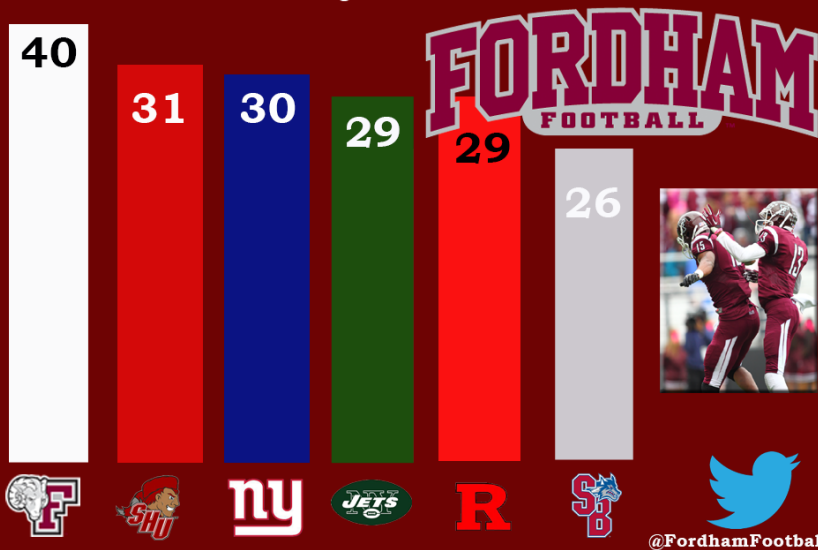
<u>Interceptions</u>	<u>Int./Game</u>	<u>Rank</u>
George Dawson	0.75	1st

<u>Passes Defended</u>	<u>PD/Game</u>	<u>Rank</u>
George Dawson	1.75	T2nd
Jihaad Pretlow	1.75	T2nd

<u>Sacks</u>	<u>Sacks/Game</u>	<u>Rank</u>
Max Roberts	0.75	T3rd

<u>TEAM</u>		
Scoring Offense	42.8 ppg	1st
Scoring Defense	33.0 ppg	6th
Rushing Offense	268.8 yards/game	1st
Pass Offense	265.3 yards/game	4th
Total Offense	534.0 yards/game	1st
Rushing Defense	229.0 yards/game	6th
Passing Defense	161.3 yards/game	1st
Total Defense	390.3 yards/game	3rd

## Winningest Football Teams in New York City Area Since 2012



### THE GAME

- The Fordham University Rams open their 2016 Patriot League season, Fordham's 116th varsity season, by hosting the Lafayette College Leopards on Jack Coffey Field on Saturday, October 8, at 1:00 p.m.
- Fordham enters the game with a 2-2 record after a 42-41 overtime loss at Monmouth last Saturday while Lafayette stands at 1-4 overall this year, 0-1 in the Patriot League, following a 38-28 Patriot League loss to Holy Cross in Easton last Saturday.

### THE SERIES

- This will be the 35th meeting between Fordham and Lafayette on the gridiron.
- The Leopards lead the all-time series, which started in 1903, 22-11-1.
- Fordham took last year's game, 35-7, on Fisher Field as Chase Edmonds rushed 30 times for 234 yards and two touchdowns and Kevin Anderson completed 10 of 20 passes for 149 yards and two scores.
- Fordham has won the past two meetings and three of the past four.
- The Rams have won the past three meetings with the Leopards on Jack Coffey Field.
- Fordham is 11-15 against Lafayette since joining the Patriot League.
- The Rams are 5-7 against Lafayette on Jack Coffey Field, 6-13-1 at Lafayette and 0-2 at the Polo Grounds.

### FORDHAM SETS SCHOOL AND PATRIOT LEAGUE SCORING RECORDS

- In the Rams' 83-21 win over Elizabeth City State University on September 10, Fordham set a new school and Patriot League record with the 83 points, surpassing the former Fordham record of 78 set against New Haven in 1977 (the Rams' NCAA FCS record was 63 set at Rhode Island in 2003) and the former Patriot League record of 69 set by Lehigh against Georgetown in 2002.

### FORDHAM SETS SCHOOL RUSHING RECORDS

- In the Rams' 83-21 win over Elizabeth City State University on September 10, Fordham set a new school record with 393 rushing yards in the game, bettering the old mark of 379 set last year against Lehigh.
- In the game, three Rams rushed for over 100 yards, led by **Chase Edmonds**, who picked up 155 yards on 16 carries.
- D'Angelo Palladino** (116 yards on 19 carries with one touchdown) and **Kendall Pearcey** (115 yards on 12 carries with two scores) also went over 100 yards.
- It is believed to be the first time the Rams have had three 100-yard rushers in a game.



## RAMS AMONG FCS LEADERS

Over the past four years, the Fordham University football squad is fifth in the NCAA FCS in overall wins with 34 and sixth in winning percentage at .773 (34-10).



### WINS - PAST FOUR YEARS

North Dakota State.....	47
Jacksonville State.....	37
Coastal Carolina.....	36
Sam Houston State.....	35
<b>Fordham .....</b>	<b>34</b>
Eastern Washington.....	33
New Hampshire .....	32

### WIN % - PAST FOUR YEARS

North Dakota State.....	0.940 (47-3)
Harvard .....	0.939 (31-2)
Jacksonville State.....	0.804 (37-9)
Coastal Carolina.....	0.783 (36-10)
San Diego.....	0.784 (29-8)
<b>Fordham .....</b>	<b>0.773 (34-10)</b>
Charleston Southern.....	0.732 (30-11)
McNeese .....	0.725 (29-11)

## REDD SETS SCHOOL AND PATRIOT LEAGUE RECORDS

- Senior placekicker **Makay Redd** set a school and Patriot League record with eleven PATs in the win over Elizabeth City State on September 10, breaking the former Fordham record of nine, set by Micah Clukekey against Rhode Island in 2003. The former Patriot League record was also nine, set by Holy Cross in 1987 and matched four times, the last being the Rams' game at Rhode Island.
- Redd added two field goals in the game to score 17 total points.
- Redd now has 52 career PATs, good for eighth on the Fordham career list.



### TAKE IT AWAY

- The 2015 Fordham Rams were adept at forcing turnovers, ranking fifth in turnover margin (1.18) and seventh in the NCAA FCS in turnovers gained (28), including five in the win over Lehigh on October 24 (four interceptions and one fumble recovery).
- Included in the 28 takeaways were 16 interceptions, 12th best in the NCAA FCS.

## FORDHAM AMONG LEADERS IN NCAA FCS HOME WINS SINCE 2012

- Over the past four years, the Rams have become very adept at protecting their home turf, winning 25 of the 27 home contests over that time, including the 21 of the last 22.
- The only home losses for Fordham under former head coach Joe Moorhead were the season finale in 2012 when the Rams missed a two-point conversion in the closing seconds that would have sent the game with Colgate to overtime and a 14-7 setback to #2 Villanova on September 12.
- The seven home wins in 2013 and 2014 broke the school record for most wins on Jack Coffey Field. The former record of six was set by the 1987 squad (the Rams have used Jack Coffey Field since 1970).



### NCAA FCS Home Wins Since 2012

North Dakota State.....	37
Sam Houston State.....	28
Eastern Washington.....	26
<b>Fordham.....</b>	<b>25</b>
New Hampshire .....	25
San Diego.....	24
Illinois State .....	23
Coastal Carolina.....	23
James Madison .....	23

### NCAA FCS Home Winning Percentage Since 2012

North Dakota State.....	37-2 (.949)
Sam Houston State.....	29-2 (.934)
<b>Fordham.....</b>	<b>25-2 (.926)</b>
San Diego.....	24-2 (.923)
Harvard .....	21-2 (.913)
New Hampshire .....	25-3 (.893)
Coastal Carolina.....	23-5 (.821)
Eastern Washington.....	26-5 (.839)

## ANDREW BREINER HEAD COACH

2-2

**Fifth year  
at Fordham  
First year as  
head coach**



- A 2006 graduate of Lock Haven (Pa.) University, is in his fifth year on the Fordham staff after serving as the pass game coordinator/quarterback coach the first four years.
- Under his tutelage the Fordham offense has ranked at the top of the NCAA FCS the past four years.
- Last fall, the Rams led the Patriot League and were ninth in the NCAA FCS in scoring, averaging 36.8 points per game, and led the league and were second in the NCAA FCS in passing efficiency (168.30).
- Fordham was also second in the league and 20th in the NCAA FCS in passing yards/game (272.3), 19th in the NCAA FCS in first downs and third in the conference and 42nd in the NCAA FCS in rushing yards/game (180.9).
- In 2014, the Fordham offense enjoyed another record-breaking season with seven offensive players earning All-America honors and ten receiving All-Patriot League accolades, including quarterback Mike Nebrich, who was named Patriot League Offensive Player of the Year for the second consecutive season.
- The 2014 Fordham offense set school marks for rushing yards with 2,353, shattering the former mark of 2,162 set in 2013, and scoring with 569 points, surpassing the 2013 record of 526. Included in the scoring total was a school-record 31 rushing touchdowns.
- The Rams led the 2014 Patriot League in passing offense, total offense and scoring offense while on the national level the Rams ranked fourth in passing offense (326.1 yards/game) in the NCAA FCS and ranked among the top ten in scoring offense (40.6 points/game – fifth), team passing efficiency (156.23 – third), total offense (494.1 yards/game – seventh) and first downs (331 - ninth).
- For the second straight year, Fordham had a 1,000 rusher (Edmonds) and three 1,000-yard receivers (Brian Wetzels, Tebucky Jones, Jr., and Sam Ajala).
- Served as a graduate assistant at UConn before joining the Fordham staff (2009-11).
- Prior to his stay at UConn, served as an assistant coach at Allegheny College in Meadville, Pa., for two seasons, working with the quarterbacks in 2008 and the wide receivers in 2007.
- Began his coaching career in 2006 at Lock Haven, when he sustained a career-ending injury midway through his senior year and began working with the wide receivers.

# Fordham Football Adds New Teammate - Jonah Shainberg Becomes A Ram

Despite the fast start to the 2013 season, the Rams were still looking for new players. One such player joined the team on September 12 last fall as 12-year-old Jonah Shainberg was officially adopted by the Rams through the Friends of Jaclyn Foundation.

Shainberg and his father, Joshua, attended practice on Thursday where they got to see the Rams as they prepared for their game with Temple in Philadelphia on Saturday. At the end of practice, head coach Joe Moorhead called Jonah out to midfield to meet the team and then had the squad run a play where Jonah took the ball from quarterback Mike Nebrich and raced 60 yards for the score. The team met Jonah in the end zone and carried him to the locker room on their shoulders.

In the locker room, Michelle DeIeso, Executive Director, and Katie Johnson, Adoption Coordinator, from the Friends of Jaclyn Foundation spoke to the team before handing the floor over to Jonah. He explained the history of his illness to the team and spoke of how excited he was to be involved with the Rams.



*Jonah Shainberg at his locker with the 2013 Fordham captains: Steven Tapia, Jake Rodriques, Carlton Koonce and Ian Williams.*

sweatshirts, hats and a signed football.

While the players showered for dinner, Jonah went to the football offices where Moorhead spent time showing him how the Rams break down film from the games for the coaches.

Following an interview with News 12 Bronx, Jonah was escorted by the captains to The Marketplace for dinner.

Jonah, a student at The Child School on Randall's Island, was diagnosed with a brain tumor six years ago and underwent numerous treatments for two years. The tumor caused Jonah to suffer a stroke, which left the right side of his body weakened. He is undergoing therapy to regain control of his right side.

"This was a tremendous honor for our team," said Moorhead. "We are thrilled to be able to add a person like Jo-

nah to our roster. He has been through so much in life and maintains such a positive attitude. We are looking forward to having him with us in meetings and on the sidelines and will look to him for inspiration as the year goes on."

The Friends of Jaclyn Foundation, a 501(c)(3), non-profit, charitable organization that improves the quality of life for children suffering with pediatric brain tumors and their families. FOJ is all about love, support, and friendship. FOJ matches a child with a college or high school sports team based on geographic location. Once the team and child have been matched,

there is a ceremonial adoption. The child is surrounded by 20 or 30 new friends that rally around him or her. A deep bond is formed between the child, the child's family and the sports team. The relationship is a priceless gift. The gift is in the relationship; a child is gaining a loving support network and the team is gaining an insight into the value of life and the power of love. The result of this connection is mutual respect, support, friendship and love.



Jonah led the team breakdown and the four captains led Jonah to his locker, which was full of Fordham football gear, including t-shirts,





## **EDMONDS CHASING THE FORDHAM RUSHING RECORDS**

- Fordham junior running back **Chase Edmonds** is already second on the Fordham career rushing yard list and set school career marks for both touchdowns and rushing touchdowns.
- He set the school career records for most touchdowns (57) and rushing touchdowns (51) this year.
- **Edmonds** needs 546 rushing yards to tie Kirwin Watson's career rushing record of 4,617 yards.
- **Edmonds** has the top two single season rushing marks, setting the school record with 1,838 as a rookie in 2014 and then rushing for 1,648 last season.
- **Edmonds** also has the two best rushing touchdowns seasons for the Rams, scoring 23 times as a freshman and 20 times on the ground last fall.
- **Edmonds's** Patriot League record 347-yard rushing performance vs. Lehigh in 2015 was his fifth career 200-yard game, tops all-time at Fordham, while he also has 17 career 100-yard games.

### **Career Rushing Yards**

4617....	Kirwin Watson.....	2000-03
<b>4071....</b>	<b>Chase Edmonds .....</b>	<b>2014-</b>
3382....	Carlton Koonce.....	2010-13
3246....	Chip Kron .....	1983-86
2990....	Xavier Martin .....	2007-10
2691....	Pierre Davis .....	1974-77
2448....	Rick Hollawell.....	1986-89
2264....	Juan Pacheco .....	1977-80
2004....	James Prydatko .....	2002-07

### **Career Rushing Touchdowns**

<b>51.....</b>	<b>Chase Edmonds .....</b>	<b>2014-</b>
48.....	Kirwin Watson .....	2000-03
31.....	Rick Hollawell.....	1986-89
29.....	Chip Kron .....	1983-86
27.....	Dennis DeMeo.....	1973-76
26.....	Carlton Koonce.....	2010-13
25.....	Xavier Martin .....	2007-10
24.....	Pierre Davis .....	1974-77



### **Career Touchdowns**

<b>57.....</b>	<b>Chase Edmonds .....</b>	<b>2014-</b>
49.....	Kirwin Watson .....	2000-03
37.....	Javarus Dudley .....	2000-03
36.....	Rick Hollawell.....	1986-89
34.....	Carlton Koonce.....	2010-13
32.....	Brian Wetzel .....	2011-14
31.....	Chip Kron .....	1983-86

- The Rams have continued their success with turnovers, ranking first in the Patriot League in turnover margin (2.50) and turnovers gained (15)
- Nationally the Rams are second in turnover margin and third in turnovers gained.

### **DOING IT WITH DEFENSE**

- Lost among the impressive offensive numbers for the 2016 Rams is the stellar play of the defense.
- Fordham leads the Patriot League and is ninth in the NCAA FCS in fewest passing yards allowed/game (161.3) and leads the league and is 17th nationally in defensive passing efficiency (106.87)
- The Rams are also 23rd in the nation in sacks (2.75 game).

### **FORDHAM IS WINNINGEST NYC FOOTBALL TEAM**

- No New York area football team has won more games since 2012 than Fordham, who has amassed 40 victories over that stretch.
- The closest collegiate competitors are Sacred Heart, who has 31 wins over that period, and Rutgers with 29, while the NFL's Giants have 29 and the Jets 28.

### **FORDHAM ONE OF 4 FCS TEAMS WITH 2 FBS WINS SINCE 2013**

- The Fordham University Rams are one of four NCAA FCS teams to have two wins over an FBS opponent since 2013, joining North Dakota State (who has four FCS wins over that span), Bethune-Cookman and Portland State.
- The Rams were also one of eight to have a win over an NCAA FBS school in 2015.

### **Assistant Coaches and Support Staff**

**Andrew Breiner** - Head Coach  
**Jon Wholley** - Def. Coor./Linebackers  
**Tyler Bowen** - Off. Coor./Off. Line  
**Shane Fogarty** - Special Teams Coor./RBs  
**Joe Davis** - Pass Game Coor./QBs  
**Jerrick Hall** - Def. Line  
**Darrell Perkins** - Safeties  
**Ian Pace** - Tight Ends  
**Mark Dupuis** - Wide Receivers  
**Ryan Davis** - Cornerbacks  
**Will Reimann** - Outside Linebackers  
**Nate Pryzbek** - Defensive Quality Control  
**Kevin Reihner** - Offensive Quality Control  
**Patrick Morrissey** - ST Quality Control  
**Greg Marmaros** - Dir. of Football Ops  
**Tim Rehm** - Head Strength & Cond.  
**Joshua Greer** - Asst. Strength & Cond.

**Vincent Porricelli** - Head Athletic Trainer  
**Dave Zippo** - Assoc. Head Athletic Trainer

### **Game Day Locations**

#### **On the field...**

Head Coach Andrew Breiner  
 Offense: Tyler Bowen, Shane Fogarty  
 Defense: Jon Wholley, Jerrick Hall

#### **In the booth...**

Offense: Joe Davis, Mark Dupuis, Ian Pace  
 Defense: Ryan Davis, Darrell Perkins, Will Reimann

## **THE FORDHAM AX**

As the Fordham Rams take the field on game day you'll notice that one of the players will be carrying an ax, a prop that former head coach Joe Moorhead uses to motivate the troops. The ax, first brought out in his first season at Fordham, is there to remind the players that when Abraham Lincoln was asked if he was given six hours to chop down a tree what would he do and he responded that he would spend the first five hours sharpening the ax. It's to show the players that preparation is as important as execution.



# BY THE NUMBERS

3

Patriot League Titles  
(2002, 2007, 2014)

3

Academic All-Americans over the  
past three years (Brett Biestek in 2013;  
Biestek and Dan Light in 2014)

5

NCAA FCS Championship  
Appearances  
(2002, 2007, 2013, 2014, 2015)

10

Number of Fordham All-Patriot  
League selections in 2015

18

Number of Fordham All-Patriot  
League selections in 2014,  
a league record

25

Home wins for the Rams since 2012,  
third most of any NCAA FCS team

28

Number of Rams named to the 2015  
Patriot League Academic Honor Roll

40

Wins over the past three years, the  
most of any New York City area team

1,838

Chase Edmonds' single season  
school record rushing total set in 2014

6 - Fordham University Football Game Notes

## Did You Know?

### Fordham Appeared in the First Televised College Football Game 76 Years Ago



On September 30, 1939, Fordham hosted Waynesburg College at Triboro Stadium on Randall's Island. The game was the season opener for the Rams, who beat Waynesburg, 34-7. Announcer Bill Stern called the contest over station W2XBS (now WNBC) as a demonstration of this new medium at the World's Fair. Two iconoscope cameras, which had just been patented by RCA, were used to televise the game with the images

being sent to a relay station 10 miles from the stadium and then, by cable, to the top of the Empire State Building, where a large transmitter broadcast the game to the lucky few who owned a television in those days. A top-of-the-line set in 1939, a Clifton, sold for about \$600.

Notable Fordham players who appeared in the game include Len Eshmont and Dominic Principe, who went on to play in the professional ranks, as well as Ralph Friegden, father of former Maryland head coach Ralph Friedgen, who scored twice in the game and Donald Lambeau - son of Green Bay Packer legend Earl Louis "Curly" Lambeau.

#### RANKED RAMS

- In the latest NCAA FCS polls, the Fordham Rams received votes in both the STATS NCAA FCS and NCAA FCS Coaches poll.
- Rams had been ranked in the top 25 for 44 straight weeks prior to the September 12 poll.
- Fordham started the run following its win over Temple on September 14, 2012 (the Rams started receiving votes the previous week when they knocked off #8 Villanova).

#### KEVIN ANDERSON CLIMBING RECORD BOOK

- Senior quarterback **Kevin Anderson** threw for 3,183 yards last year, the fourth best single season in school history, in his first year as a starter.
- His 972 passing yards so far in 2016 brings his career mark to 4,155, seventh best in school history.
- Anderson also threw 32 scoring strikes last year, the second best single season in Fordham history, and now has 40 for his career, fourth best all-time at Fordham.
- Anderson entered the 2015 season having never attempted a pass in a college game.



#### ODOM SETS TIGHT END MARK

- Last year, senior tight end **Phazahn Odom's** hauled in seven touchdown passes, setting a new school mark for tight ends in a season.
- He broke the record of six set by Stephen Skelton in 2009 and matched by Dan Light in 2013.
- Odom also became the first Fordham tight end to lead the team in receptions and receiving yards in a season.
- Over his career, Odom now has eight touchdown catches, third most by a tight end in school history behind Skelton (10) and Light (9).

#### FORDHAM'S IRON MEN


- Senior linebacker **George Dawson** and senior punter **Joe Pavlik** have appeared in every game at Fordham since arriving as freshmen in 2013 (44 games).
- They are looking to become the Fordham career leaders in games played. The currently

## ANDERSON CLIMBING CAREER PASSING LISTS

• Despite having played in only 19 career games, senior quarterback **Kevin Anderson** is already in the top seven on the Fordham career passing yards and passing touchdown lists.

• Anderson's 214 passing yards against Monmouth brings his career total to 4,185, seventh on the Fordham career passing yards list while he has 40 passing touchdowns in his career, fourth most in school history.

• Anderson's 302 passing yards against Navy was Anderson's sixth career 300-yard game, tying him for third most in Fordham history.



### Career Passing Yards

9923.....	John Skelton.....	2006-09
8084.....	Mike Nebrich.....	2012-14
6112.....	Kevin Eakin.....	2000-03
5925.....	Joe Moorhead.....	1992-95
5393.....	Ryan Higgins.....	2009-12
4247.....	Roger Franz.....	1951-53
<b>4185.....</b>	<b>Kevin Anderson.....</b>	<b>2015-</b>
3879.....	Gary Brennan.....	1988-91
3496.....	Mark Carney.....	1998-01
3174.....	Steve O'Hare.....	1997-98

### Career Passing Touchdowns

69.....	John Skelton.....	2006-09
66.....	Mike Nebrich.....	2012-14
45.....	Kevin Eakin.....	2000-03
<b>40.....</b>	<b>Kevin Anderson.....</b>	<b>2015-</b>
32.....	Mark Carney.....	1998-01
31.....	Dick Doheny.....	1948-50
30.....	Joe Moorhead.....	1992-95
30.....	Derric Daniels.....	2004-06
28.....	Steve O'Hare.....	1997-98

record is 47, set by Javarus Dudley (2000-03) and matched by Joe Sullivan (2011-14).

### THE FORDHAM CAPTAINS

• Fordham will be represented by three captains in 2016: senior quarterback **Kevin Anderson**, senior linebacker **George Dawson** and senior punter **Joe Pavlik**.

• Anderson and Dawson are serving as a captain for the second straight year.



### SPREADING THE WEALTH

• After graduating the top five pass catchers from 2014, the 2015 Rams didn't know where the receptions would come from.

• The answer was receiver by committee as 12 different receivers had at least one catch in 2015, five of those true freshmen.

• More so, five receivers had between 31 and 37 catches on the year.

• The entire 2015 receiving corps had totaled just 43 catches in 2014.

• Here are the top seven receivers compared to the 2014 season.

Receiver	2014			2015		
	Recpt.	Rec. Yards	TDs	Recpt.	Rec. Yards	TDs
Phazahn Odom	5	56	0	37	492	7
Corey Caddle*	-	-	-	36	466	5
Austin Longi*	-	-	-	34	463	6
Robbie Cantelli	2	37	1	32	472	1
Chase Edmonds	19	121	1	31	383	5
Jonathan Lumley*	-	-	-	19	263	3
Jordan Allen*	-	-	-	17	322	1

\* - 2015 Freshman

## BY THE NUMBERS II

0

Number of back-to-back losses for the Rams since 2012

2

Number of Fordham wins over NCAA FBS schools since 2013 (the Rams are one of four NCAA FCS schools with two NCAA FBS wins over that period)

7

Touchdown passes caught last year by Phazahn Odom, a school record for a tight end

10

Liberty Cup wins for the Rams over Columbia

22

Number of times the Rams scored 40 points or more since 2012

51

Chase Edmonds' career rushing touchdowns, a Fordham career record

57

Career touchdowns by Chase Edmonds, a new school record

4,071

Chase Edmonds' career rushing yards, second best all-time at Fordham



# RECORD BREAKDOWN

Current Streak ..... Lost 1  
Current Home Streak ..... Won 7  
Current Road Streak ..... Lost 3  
Last Win ..... 31-17 vs. Penn (9/24/16)  
Last Road Win... 38-31 at Georgetown (11/14/15)  
Last Loss ..... 42-41(ot) at Monmouth (10/1/16)  
Last Road Loss..... 42-41(ot) at Monmouth  
(10/1/16)

Home ..... 2-0  
Away ..... 0-2  
Natural Grass ..... 0-0  
Artificial Turf ..... 2-2  
vs. Ranked Opponents ..... 0-0

Leading at Halftime ..... 2-1  
Trailing at Halftime ..... 0-1  
Tied at Halftime ..... 0-0

Scoring First ..... 2-1  
Opponent Scoring First ..... 0-1  
Score < 20 Points ..... 0-1  
Score 20+ Points ..... 1-0  
Score 30+ Points ..... 0-0  
Score 40+ Points ..... 1-1  
Opponent Scores < 20 Points ..... 1-0  
Opponent Scores 20+ Points ..... 1-0  
Opponent Scores 30+ Points ..... 0-0  
Opponent Scores 40+ Points ..... 0-2

Gain < 20 First Downs ..... 0-0  
Gain 20+ First Downs ..... 2-2  
Opponent Gains < 20 First Downs ..... 2-1  
Opponent Gains 20+ First Downs ..... 0-1

More Rushing Yards than Opponent ..... 2-1  
Fewer Rushing Yards than Opponent ..... 0-1  
Rush for <100 Yards ..... 0-0  
Rush for 100+ Yards ..... 2-2  
Opponent Rushes for < 100 Yards ..... 0-0  
Opponent Rush for 100+ Yards ..... 2-2

More Passing Yards than Opponent ..... 2-1  
Fewer Passing Yards than Opponent ..... 0-1  
Pass for < 200 Yards ..... 0-1  
Pass for 200+ Yards ..... 2-1  
Opponent Pass for < 200 Yards ..... 2-1  
Opponent Pass for 200+ Yards ..... 0-1

More Total Yards than Opponent ..... 2-1  
Fewer Total Yards than Opponent ..... 0-1  
Gain < 300 Total Yards ..... 0-0  
Gain 300+ Total Yards ..... 2-2  
Opponent Gain < 300 Total Yards ..... 1-0  
Opponent Gain 300+ Total Yards ..... 1-2

Commit No Turnovers ..... 0-0  
Commit < 3 Turnovers ..... 2-2  
Commit 3+ Turnovers ..... 0-0  
Force < 3 Turnovers ..... 0-1  
Force 3+ Turnovers ..... 2-1

Commit <6 Penalties ..... 2-2  
Commit 6+ Penalties ..... 0-0

3rd Down % < 25% ..... 0-0  
3rd Down % 25-49% ..... 1-1  
3rd Down % 50+% ..... 1-1  
Opponent 3rd Down % < 25% ..... 0-0  
Opponent 3rd Down % 25-49% ..... 2-1  
Opponent 3rd Down % 50+% ..... 0-1

## THIS IS FORTY

- Fordham scored more than 40 points twice in 2016, in five of the 12 games in 2015 and 22 times since 2012.
- The 83 points scored by the Rams against Elizabeth City State on September 10 was a Patriot League record.
- The Rams scored 154 points over a three game stretch last fall (48 at Penn, 47 versus Holy Cross and the 59 against Lehigh), the highest three-game total in school history.
- The Rams won three straight games in 2015 despite surrendering 40 points or more in each (48-45 over Penn, 47-41 over Holy Cross and 59-52 versus Lehigh) prior to the Penn game the last time it happened was a 49-40 win over Georgetown in 1998).

## NO EXPERIENCE – NO PROBLEM

- The Fordham Rams entered the 2015 season opener at Army West Point without a quarterback on the roster who had attempted a pass in a college game (the lone player to have attempted a pass in a college game was punter **Joe Pavlik**, who threw a touchdown pass to Marc DeSisto in the 2014 Army game). But not to worry. **Kevin Anderson** completed 15 of 23 passes for 322 yards in the 37-35 win.
- On the season, Anderson completed 229 of 342 passes for 3,183 yards and 32 touchdowns and he rushed 158 times for 341 yards and one score. He led the Patriot League and was third in NCAA FCS in passing efficiency (170.2), is second in Patriot League, and eleventh in the NCAA FCS in total offense (293.7) and he was second in the league

## The Preseason Prognosticators

### 2016 Patriot League Coaches/SIDs Poll

#### Team Points (First Place Votes)

1. Colgate ..... 70 (10)
2. **Fordham..... 63 (3)**
- t3. Holy Cross ..... 47
- t3. Lehigh ..... 47
5. Bucknell ..... 31
6. Lafayette ..... 19
7. Georgetown ..... 17



#### Preseason Players of the Year

**Offensive:** Chase Edmonds, Jr., RB, Fordham

**Defensive:** Kyle Diener, LB, Colgate (Sr.)

### 2016 Patriot League Football Preseason All-League Team

#### Offense

QB Peter Pujals, Holy Cross (Sr.)  
**RB Chase Edmonds, Fordham (Jr.)**  
RB James Holland, Colgate (Jr.)  
FB/HB Matt Buckman, Georgetown (Sr.)  
WR Will Carter, Bucknell (Sr.)  
WR Brendan Flaherty, Holy Cross (Sr.)  
WR Troy Pelletier, Lehigh (Jr.)  
**TE Phazahn Odom, Fordham (Gr.)**  
**OL Anthony Coyle, Fordham (Jr.)**  
OL Jordi Dalmau, Colgate (Sr.)  
OL Julie'n Davenport, Bucknell (Sr.)  
OL Zach Duffy, Lehigh (Sr.)  
OL Tim O'Hara, Lehigh (Jr.)

#### Defense

DL Pat Afriyie, Colgate (Jr.)  
DL Abdullah Anderson, Bucknell (Jr.)  
DL Dwayne Cameron, Holy Cross (Sr.)  
DL Ben Schumacher, Bucknell (Sr.)  
LB Colton Caslow, Lehigh (Sr.)  
LB Kyle Diener, Colgate (Sr.)  
LB Mark Pyles, Bucknell (Jr.)  
LB Ben Richard, Bucknell (Jr.)  
**LB Niko Thorpe, Fordham (Jr.)**  
DB Luke Ford, Holy Cross (Sr.)  
DB Chris Morgan, Colgate (Sr.)  
DB Alim Muhammad, Holy Cross (Jr.)  
**DB Jihaad Pretlow, Fordham (Sr.)**

#### Special Teams

PK Henry Darmstadter, Georgetown (Sr.)  
P Alex Pechin, Bucknell (So.)  
**RS Jihaad Pretlow, Fordham (Sr.)**  
Non-Specialist Player Jethro Francois, Georgetown (So.)



## Roddy Roche a Perfect Match

Don't blame Fordham University football student-athlete Roddy Roche if he starts playing the lottery. He has already beaten some long odds... as a bone marrow donor. Roche was selected from over nine million bone marrow registry members to donate his bone marrow to a 60-year old woman who is suffering from cancer last December.

Roche started the process by registering at annual Fordham football "Be the Match" registry in April of 2014. He completed a quick registration form and then submitted a swab of cheek cells using a cotton swab to determine tissue type and his results were stored in a database, awaiting a match.

"Everyone on the team was registering and we were encouraging others to register too," said Roche. "I had no idea that I would be a match and get a phone call about helping to save someone's life."

The call for Roche came in August, at the beginning of the football season. Roche was asked to submit to further testing to determine if he would be compatible with the person in need, with the odds still being about one in ten for Roche being a perfect match.

In September, Roche got the call that would change his life. He was told that he was a match for someone in need of bone marrow. Even though it was in the middle of another successful football season, Roche didn't hesitate when asked to donate, even if it meant he would have to miss football activities for a period of time.

"When I got the call and heard the other person say 'thank you for your donation, you are a match' a lot went through my head," said Roche. "But it wasn't very difficult to agree to do it, knowing that I could help someone in need."

The original plan was to have Roche donate in October but he received a phone call that the recipient had taken ill and they would have to delay the procedure. A few weeks before Thanksgiving, Roche was told that the donation was a go and on November 30, he started a four-day stretch in which he received shots in his arm and abdomen to prepare his marrow for donation. Then on December 3, he went to a blood center in Manhattan for the five-hour process.

"It was relatively painless," said Roche. "They hook you up to a machine that removes your blood and separates out the marrow before returning the rest of the blood back into your other arm. The toughest part of the whole process was having to sit completely still the entire time."

Roche was told that the recipient is now his "blood sister", and that they both now have the same type of blood and genetic traits. "They told me that if I was allergic to anything that the recipient would now also be allergic to the same thing," commented Roche, who also noted that he has no known allergies.



and 12th in the NCAA FCS in passing yards per game (265.3) as well as being third in the NCAA FCS in passing touchdowns (32).

- It wasn't just quarterback where the Rams lacked experience heading into the 2015 opener. Fordham also did not have a player on the roster who had attempted a field goal or extra point in a college game. Not to worry. **Makay Redd** was two-for-two in field goals, hitting one for 22 and one for 27 yards, and three-for-three in PATs.
- On the season, Redd connected on eight of his 12 field goal attempts, including a 54-yarder – one yard shy of the school record, and 40 of 44 PATs and he averaged 59.7 yards/kickoff to earn First Team All-Patriot League honors.

### FORMER RAMS IN THE NFL

- As of September 5, 2016, two former Rams are currently on NFL rosters:
- Defensive back **Isa Abdul Quddus** is starting his first year with the Miami Dolphins after playing the past two seasons in Detroit. He originally signed as a free agent with the New Orleans Saints in 2011 and spent three years with the Saints.
- Placekicker **Patrick Murray** is on the Cleveland Browns roster, although he was placed on IR on September 23. He signed as a free agent with the Tampa Bay Bucs in 2014, connecting on 20 of 24 field goals attempts, before missing the 2015 season with an injury.



2002, 2007 & 2014 Patriot League Champions [www.fordhamsports.com](http://www.fordhamsports.com)

## BY THE NUMBERS III

16

Number of Fordham wins over  
Patriot League opponents  
over the past four years

18

Number of returning starters  
in 2016 for the Rams

25

Touchdowns scored by Chase  
Edmonds in 2015, a school record

32

Touchdown passes thrown by Kevin  
Anderson in 2015, the second best  
single season in school history

150

Points scored by Chase Edmonds  
in 2015, a school record

347

Number of rushing yards for  
Chase Edmonds against Lehigh in  
2014, a Fordham and  
Patriot League record

403

Number of all-purpose yards for  
Chase Edmonds against Lehigh in  
2014, a Fordham and  
Patriot League record

28, 33, 40

Retired Fordham football numbers:  
28 - Bill Tierney  
33 - Connie Murphy  
40 - Vince Lombardi

# BY THE NUMBERS IV

2

Number of Fordham alums playing in the NFL (Safety Isa Abdul Quddas with the Miami Dolphins and kicker Patrick Murray with the Cleveland Browns)

6

Career 300-yard passing games for Kevin Anderson, tied for third most in school history

8

Career touchdown passes caught by Phazahn Odom, third most in a career for a Fordham tight end

11

School and Patriot League record for PATs set by Makay Redd in the win over Elizabeth City State on Sept. 10

20

Career 100-yard rushing games for Chase Edmonds, a school record

83

School and Patriot League record for points scored in the win over Elizabeth City State on Sept. 10

393

School record rushing yards gained in the win over Elizabeth City State on Sept. 10

• Additionally, wide receiver **Greg Wilson** is a member of the Calgary Stampeders of the CFL. He was also a member of the Denver Broncos in 2014.

## NFL CONNECTIONS

- Three members of the 2016 Fordham University football squad have connections to the NFL:
- Senior defensive lineman **Josh Klecko's** father, Joe, played for eleven years with the New York Jets, while his brother, Dan, won three Super Bowl titles, two with the New England Patriots (2004 and 2005) and one with the Indianapolis Colts (2007).
- Freshman **Jeff Ginn, Jr.'s** cousin, Ted Ginn, Jr., is a member of the Carolina Panthers.
- Sophomore **Dylan Mabin's** brother, Jordan, played for the San Diego Chargers last year.

## RAMS IN CONFERENCE PLAY

- Fordham is 16-2 against Patriot League opponents over the past four years (the Rams were 5-1 last year, a perfect 6-0 in 2015 and 5-1 in 2013, though the games in 2013 did not count in the league standings).

## RAMS IN NON-CONFERENCE PLAY

- Over the past three years the Fordham Rams are 19-7 in non-conference play (not including the five NCAA FCS Championship games).
- In 2013 the Rams were unbeaten against non-conference opponents with a perfect 6-0 record, the most non-conference victories for the Rams since the 2003 squad won five non-conference games.

## SPEED

- The Rams have a new credo for 2016 which is SPEED.
- SPEED is an acronym from head coach Andrew Breiner for "Superior Preparation plus Effort and Execution will result in Domination."



## WHAT'S NEXT?

- The Rams host the Yale University Bulldogs on Jack Coffey in their final nonconference game of 2016 on Saturday, October 15, at 1:00 p.m.

## 2015 WEEKLY AWARD WINNERS

### Makay Redd

Patriot League Special Teams Player of the Week (9/5)

### D'Angelo Palladino

Patriot League Rookie of the Week (9/12)

### Max Roberts

Patriot League Rookie of the Week (9/26)





## **EDMONDS BECOMES FORDHAM'S ALL-TIME SCORING LEADER**

- Fordham junior running back **Chase Edmonds** became Fordham's all-time leading scorer this fall as well as setting new school career marks for most touchdowns and most rushing touchdowns.
- **Edmonds** has 348 career points, surpassing Kirwin Watson's former mark of 300 set from 2000-03.
- He has the top two single season scoring marks in school history with 150 points in 2015 and 144 points in 2014.
- **Edmonds** became the school's career touchdown leader in the Penn game when he scored his 51st touchdown, surpassing Watson's record of 50.
- He has the top two single season touchdown marks in school history with 25 in 2015 and 24 in 2014.
- **Edmonds** set the school career rushing touchdown record at Monmouth with his 49th.

### **Scoring - Points**

Season	
<b>150 ...Chase Edmonds..... 2015</b>	
<b>144 ...Chase Edmonds..... 2014</b>	
127 ...Michael Marando..... 2014	
126 ...Kirwin Watson..... 2003	
120 ...Michael Marando..... 2013	
114 ...Kirwin Watson..... 2002	

### **Career**

<b>58.....Chase Edmonds..... 2014-</b>	
50.....Kirwin Watson..... 2000-03	
37.....Javarus Dudley..... 2000-03	
36.....Rick Hollawell..... 1986-89	
34.....Carlton Koonce..... 2010-	
32.....Brian Wetzel..... 2011-14	
31.....Chip Kron..... 1983-86	

### **Career**

<b>348 ...Chase Edmonds..... 2014-</b>	
300...Kirwin Watson..... 2000-03	
283 ...Michael Marando..... 2011-14	
225...Micah Clukey..... 2003-06	
222...Javarus Dudley..... 2000-03	
216...Rick Hollawell..... 1986-89	

### **Rushing Touchdowns**

#### **Season**

<b>23.....Chase Edmonds..... 2014</b>	
<b>20.....Chase Edmonds..... 2015</b>	
20.....Kirwin Watson..... 2003	
18.....Kirwin Watson..... 2002	
17.....Pierre Davis..... 1977	

### **Scoring - Touchdowns**

#### **Season**

<b>25.....Chase Edmonds..... 2015</b>	
<b>24.....Chase Edmonds..... 2014</b>	
21.....Kirwin Watson..... 2003	
19.....Kirwin Watson..... 2002	
17.....Pierre Davis..... 1977	
16.....Javarus Dudley..... 2003	

### **Career**

<b>52.....Chase Edmonds..... 2014-</b>	
48.....Kirwin Watson..... 2000-03	
31.....Rick Hollawell..... 1986-89	
29.....Chip Kron..... 1983-86	
27.....Dennis DeMeo..... 1973-76	
26.....Carlton Koonce..... 2010-13	
25.....Xavier Martin..... 2007-10	

## **FUTURE SCHEDULES**

### **2017**

Sept. 1	at Army
Sept. 9	at Central Connecticut State
Sept. 16	Open
Sept. 23	at Bryant
<b>Sept. 30</b>	<b>YALE</b>
Oct. 7	at Lafayette*
Oct. 14	at Colgate*
Oct. 21	at Georgetown*
<b>Oct. 28</b>	<b>LEHIGH* (FW)</b>
<b>Nov. 4</b>	<b>HOLY CROSS* (HC)</b>
Nov. 11	Open
<b>Nov. 18</b>	<b>BUCKNEL*</b>

### **2018**

Sept. 1	at Charlotte
Sept. 8	at Richmond
Sept. 15	Open
<b>Sept. 22</b>	<b>CENT. CONN. ST. (HC)</b>
<b>Sept. 29</b>	<b>STONY BROOK</b>
<b>Oct. 6</b>	<b>GEORGETOWN*</b>
Oct. 13	at Lehigh*
<b>Oct. 20</b>	<b>BRYANT</b>
<b>Oct. 27</b>	<b>LAFAYETTE* (FW)</b>
<b>Nov. 3</b>	<b>COLGATE*</b>
Nov. 10	at Holy Cross*
Nov. 17	at Bucknell*

## **2016 GAME-BY-GAME STARTERS - OFFENSE**

Opp	RT	RG	C	LG	LT	QB	RB	TE	WR	WR	WR	K
Navy	Donaldson	Johnson	Hartman	McCauley	Coyle	Anderson	Edmonds	Odom	Longi	Cantelli	Caddle	Redd
Elizabeth City	Marlin	Johnson	Hartman	McCauley	Coyle	Anderson	Edmonds	Odom	Lumley	Cantelli	Caddle	Redd
Penn	Marlin	Johnson	Hartman	McCauley	Coyle	Anderson	Edmonds	Odom	Longi	Cantelli	Solano	Redd
Monmouth	Marlin	Donaldson	Hartman	Johnson	Coyle	Anderson	Edmonds	Searight	Longi	Cantelli	Solano	Redd
Lafayette												
Yale												
Georgetown												
Lehigh												
Colgate												
Holy Cross												
Bucknell												

## **2016 GAME-BY-GAME STARTERS - DEFENSE**

Opp	DE	DT	DT	DE	Will	Mike	Sam	CB	FS	SS	CB	P
Navy	Green	Angeli	Vaughn, J.	Weir	Fitzgerald	Barletta	Dawson	Pretlow	Jackson	Ham	Mabin	Pavlik
Elizabeth City	Green	Angeli	Vaughn, J.	Weir	Fitzgerald	Barletta	Dawson	Pretlow	Jackson	Ham	Mabin	Pavlik
Penn	Green	Angeli	Vaughn, J.	Menyah (DB)	Fitzgerald	Barletta	Dawson	Pretlow	Jackson	Ham	Mabin	Pavlik
Monmouth	Green	Angeli	Vaughn, J.	Weir	Fitzgerald	Barletta	Dawson	Pretlow	Jackson	Ham	Mabin	Pavlik
Lafayette												
Yale												
Georgetown												
Lehigh												
Colgate												
Holy Cross												
Bucknell												



# 2016 FORDHAM DEPTH CHART

(vs. Lafayette - 10/8/16)



## OFFENSE

QB	14	Kevin Anderson (Sr., 6-2, 215)
	7	Luke Medlock (Jr., 6-1, 208)
RB	22	Chase Edmonds (Jr., 5-9, 205)
	3	Kendall Pearcey (Sr., 5-10, 200)
X	9	Jorge Solano (Sr., 5-9, 184)
	16	Andrew Prince (So., 6-2, 178)
Z	26	Robbie Cantelli (Sr., 6-0, 193) or
	25	Jordan Allen (So., 6-2, 192)
H	2	Corey Caddle (So., 5-9, 168) or
	5	Austin Longi (So., 5-8, 150)
TE	15	Phazahn Odom (Sr., 6-8, 250)
	1	Isaiah Searight (So., 6-4, 242)
RT	65	Sam Marlin (Sr., 6-8, 297)
	54	John Boyd (Sr., 6-5, 270)
RG	71	Garrett Donaldson (Jr., 6-5, 279)
	79	Dominic Lombard (So., 6-5, 288)
C	58	Ben Hartman (Jr., 6-5, 289)
	79	Dominic Lombard (So., 6-5, 288)
LG	74	Zack Johnson (Sr., 6-5, 290)
	72	Erik McCauley (Sr., 6-4, 295)
LT	78	Anthony Coyle (Jr., 6-5, 297)
	71	Garrett Donaldson (Jr., 6-5, 279)

## DEFENSE

END	48	Brandon Weir (Sr., 6-3, 238)
	43	JM Nocket (So., 6-4, 220)
T	91	Justin Vaughn (Sr., 6-5, 287)
	99	Erik Rottsolk (So., 6-6, 263)
T	67	Nick Angeli (Jr., 6-1, 286)
	51	Michael Ware (Fr., 6-4, 221)
END	57	Ty Green (Jr., 6-4, 261)
	59	Jonathan Dimon (Jr., 6-0, 234)
WILL	7	Noah Fitzgerald (So., 6-0, 212)
	29	Jarod Vyent (So., 6-3, 204)
MIKE	42	David Barletta (Sr., 6-4, 227)
	52	Brett Lambert (Sr., 6-1, 220)
SAM	6	George Dawson (Sr., 6-2, 224)
	44	Max Roberts (Fr., 6-1, 222)
CB	24	Jihaad Pretlow (Sr., 5-11, 195)
	23	Marcus Fulmore (Sr., 5-9, 194)
FS	31	Caleb Ham (Jr., 6-1, 192)
	34	Tyler Long (So., 6-2, 203)
RS	35	Antonio Jackson (So., 6-2, 183)
	14	Lawrence Menyah (So., 6-2, 201)
CB	8	Dylan Mabin (So., 6-1, 185)
	46	Jesse Bramble (Fr., 6-0, 180) or
	30	James Biggs-Frazier (So., 5-9, 181)

## SPECIAL TEAMS

P	19	Joe Pavlik (Sr., 5-11, 181)
	97	Alejandro Cardenas (Jr., 5-10, 185)
PK	17	Makay Redd (Sr., 6-0, 225)
	97	Alejandro Cardenas (Jr., 5-10, 185)
LSNP	85	James Orfini (Jr., 6-5, 200)
	93	Robert Carlyle (Sr., 6-1, 211)

HOLD	19	Joe Pavlik (Sr., 5-11, 190)
	7	Luke Medlock (Jr., 6-1, 208)
KO	24	Jihaad Pretlow (Sr., 5-11, 195)
RET	31	Caleb Ham (Jr., 6-1, 192)
PUNT	2	Corey Caddle (So., 5-9, 168)
RET	9	Jorge Solano (Sr., 5-9, 184)



# Fordham 2016 Preseason Honors

## **STATS FCS Offensive Player of the Year Watch List**

Kevin Anderson, QB  
Chase Edmonds, RB

## **CFPA FCS National Player of the Year Trophy Watch List**

Kevin Anderson, QB  
Chase Edmonds, RB

## **Athlon Sports Preseason All-American**

Chase Edmonds, RB

## **2016 STATS FCS Preseason All-America**

Chase Edmonds, RB  
Phazahn Odom, TE  
Jihaad Pretlow, DB

## **College Sports Madness**

### **2016 Preseason Offensive Player of the Year**

Chase Edmonds

## **College Sports Madness**

### **2016 Preseason All-America Team**

Chase Edmonds, RB (First Team)

## **Patriot League Preseason Offensive Player of the Year**

Chase Edmonds

## **Preseason All-Patriot League**

Anthony Coyle, OL  
Chase Edmonds, RB  
Phazahn Odom, TE  
Jihaad Pretlow, DB/RS  
Niko Thorpe, LB

## **College Football Madness**

### **Preseason All-Patriot League Team**

Chase Edmonds (Off. Player of the Year & First Team)  
Corey Caddle, PR (First Team)  
Anthony Coyle, OL (First Team)  
Phazahn Odom, TE (First Team)  
Makay Redd, PK (First Team)  
Jihaad Pretlow, DB & KOR (First Team)  
Niko Thorpe, LB (First Team)  
John Boyd, OL (Second Team)  
Caleb Ham, DB (Second Team)  
Ben Hartman, OL (Second Team)  
Joe Pavlik, P (Second Team)  
Kevin Anderson, QB (Third Team)  
Corey Caddle, WR (Third Team)  
Marlon Crook, Jr., DL (Third Team)  
George Dawson, LB (Third Team)  
Austin Longi, WR (Third Team)  
Dylan Mabin, DB (Third Team)  
Sam Marlin, OL (Third Team)  
Justin Vaughn, DL (Third Team)



*Chase Edmonds*



*Jihaad Pretlow*



*Kevin Anderson*

# 2016 FCS TOP 25 POLLS

## STATS, Inc. Top 25 Poll (October 3, 2016)

		<u>2016 Rec.</u>	<u>Pts.</u>	<u>Previous</u>
1	North Dakota State (164)	4-0	4100	1
2	Sam Houston State	4-0	3866	2
3	Jacksonville State	3-1	3707	3
4	Eastern Washington	4-1	3596	4
5	Chattanooga	5-0	3486	5
6	Richmond	4-1	3073	6
7	James Madison	4-1	3011	7
8	Charleston Southern	3-2	2836	10
9	Citadel	4-0	2810	9
10	Montana	3-1	2571	11
11	UNI	2-2	2340	12
12	South Dakota State	2-2	2201	15
13	Western Illinois	3-1	1944	8
14	Villanova	4-1	1936	17
15	Youngstown State	3-1	1569	20
16	Albany	4-0	1422	21
17	Coastal Carolina	3-2	1253	14
18	North Carolina A&T	3-1	1222	22
19	Eastern Illinois	3-2	910	13
20	McNeese	3-2	866	23
21	Cal Poly	3-2	769	16
22	Harvard	3-0	706	25
23	Illinois State	2-3	679	18
24	North Dakota	3-2	365	NR
25	Central Arkansas	4-1	363	NR

**Others receiving votes:** Grambling State (305), Tennessee State (259), William & Mary (218), Samford (168), New Hampshire (134), Stony Brook (125), Missouri State (73), Stephen F. Austin (70), Indiana State (64), Sacred Heart (54), Wagner (45), Colgate (28), Southern Utah (26), Northern Arizona (22), Cornell (21), South Carolina State (13), Dartmouth (11), Portland State (11), Lehigh (10), Penn (7), **Fordham (7)**, Nicholls (5), Towson (5), Northern Colorado (4), Monmouth (3), North Carolina Central (3), Kennesaw State (3), Wofford (2), Georgetown (1), Eastern Kentucky (1), San Diego (1).

## FCS Coaches Top 25 Poll (October 3, 2016)

		<u>Pts.</u>	<u>Previous</u>	<u>2016 Rec</u>
1	North Dakota State (26)	650	1	4-0
2	Sam Houston State	615	2	4-0
3	Chattanooga	588	3	5-0
4	Jacksonville State	566	4	3-1
5	Eastern Washington	559	5	4-1
6	James Madison	511	6	4-1
7	Richmond	474	7	4-1
8	Charleston Southern	462	8	3-2
9	The Citadel	434	10	4-0
10	Montana	417	11	3-1
11	Northern Iowa	371	12	2-2
12	Villanova	353	14	4-1
13	Youngstown State	307	15	3-1
14	Western Illinois	276	8	3-1
15	South Dakota State	273	16	2-2
16	Harvard	227	19	3-0
17	Albany	216	21	4-0
18	North Carolina A&T	204	23	3-1
19	McNeese State	184	22	3-2
20	Eastern Illinois	135	13	3-2
21	North Dakota	131	NR	3-2
22	Cal Poly	87	18	3-2
23	Illinois State	73	20	2-3
24	Central Arkansas	63	NR	4-1
25	Grambling State	55	NR	4-1

**Others receiving votes:** William & Mary (43), Samford (25), Stony Brook (24), Tennessee State (21), Tennessee Tech (20), New Hampshire (18), South Dakota (15), South Carolina State (14), Southern Utah (10), Portland State (7), Wofford (5), Stephen F. Austin (5), Missouri State (3), Sacred Heart (2), Liberty (2), Lehigh (2), Towson (1), Monmouth (1), Northern Colorado (1).





# 2016 FORDHAM UNIVERSITY FOOTBALL ROSTER

No.	Name	Cl.	Pos.	Ht.	Wt.	Hometown/High School (Last School)	No.	Name	Cl.	Pos.	Ht.	Wt.	Hometown/High School (Last School)
1	Isaiah Searight	So.	TE	6-4	242	Tinton Falls, N.J. / Monmouth Regional	46	Jesse Bramble	Fr.	DB	6-0	180	Staten Island, N.Y./Tottenville
1	Jonah Shainberg	Sr.	QB	5-0	110	New York, N.Y. / The Child School	47	Jordan Burg	Fr.	DB	5-11	194	Beverly Hills, Calif. / Winward School
2	Corey Caddle	So.	WR	5-9	168	Jersey City, N.J. / Saint Peter's Prep	48	Brandon Weir	Sr.	DL	6-3	238	Poughkeepsie, N.Y. / Poughkeepsie
3	Kendall Pearcey	Sr.	RB	5-10	200	Lutz, Fla. / Steinbrenner	49	Kyle Facibene	So.	K	6-0	202	Roslyn, N.Y. / St. Anthony's
4	Noah Nix	So.	WR	5-10	183	Atlanta, Ga. / The Westminster School	50	Tristan Nevotne	So.	OL	6-2	285	Hinsdale, Ill. / Hinsdale Central
5	Austin Longi	So.	WR	5-8	150	Stamford, Conn. / Greenwich	51	Michael Ware	Fr.	DL	6-4	281	Allison Park, Pa./Shady Side Academy
6	George Dawson	Sr.	LB	6-2	224	Bronx, N.Y. / Cardinal Hayes	52	Brett Lambert	Sr.	LB	6-1	220	Holmdel, N.J. / Holmdel
7	Noah Fitzgerald	So.	LB	6-0	212	Glen Burnie, Md. / Old Mill	53	Chris Geissler	So.	LB	6-0	220	Scotch Plains, N.J. / Saint Peters Prep
7	Luke Medlock	Jr.	QB	6-1	208	Jacksonville, Fla. / Fletcher (FIU)	54	John Boyd	Sr.	OL	6-5	270	El Cajon, Calif. / Valhalla (SW Col.)
8	Dylan Mabin	So.	DB	6-1	185	Macedonia, Ohio / Nordonia	55	Emmanuel Adeyeye	Sr.	DL	6-5	296	Malverne, N.Y. / Malverne
9	Jorge Solano	Sr.	WR	5-9	184	Coral Springs, Fla. / Coral Springs Charter	56	John O'Boyle	Jr.	DL	6-2	252	Scranton, Pa. / Scranton Prep
10	Andrew Force	So.	TE	6-3	220	Berwick, Pa. / Berwick Area	57	Ty Green	Jr.	DL	6-4	261	Ashland, Ohio / Ashland
11	Kyvaune Brammer	Sr.	LB	6-3	206	Brooklyn, N.Y. / Brooklyn Tech	58	Ben Hartman	Jr.	OL	6-5	289	Del Rio, Texas / Del Rio
12	Colton Smith	So.	QB	6-1	195	Sandy Hook, Conn. / Fairfield Prep	59	Jonathan Dimon	Jr.	DL	6-0	234	Florence, N.J. / Notre Dame
13	Jonathan Lumley	So.	WR	6-4	187	Roslindale, Mass. / St. George's	60	Charlie Murray	So.	OL	6-5	297	Wilmette, Ill. / Loyola Academy
14	Kevin Anderson	Sr.	QB	6-2	215	Boca Raton, Fla. / Boca Raton (Marshall)	61	Marcel Deya	Fr.	OL	6-4	298	Manassas, Va. / Stonewall Jackson
14	Lawrence Menyah	So.	DB	6-2	201	Bronx, N.Y. / Brooklyn Tech	62	Alex Hall	Fr.	OL	6-6	281	Louisville, Ohio/Louisville
15	Phazahn Odom	Sr.	TE	6-8	250	Barnwell, S.C. / Barnwell	64	Anthony Solano	Fr.	OL	6-5	275	Harlem, N.Y./Choate Rosemary Hall
16	Andrew Prince	So.	WR	6-2	178	Boynton Beach, Fla. / Palm Beach Gardens	65	Sam Marlin	Sr.	OL	6-8	297	Harrisburg, Pa. / Mechanicsburg
17	Makay Redd	Sr.	K	6-1	210	Alamo, Calif. / Monte Vista	66	Charlie Credendino	Sr.	OL	6-3	313	Harrison, N.Y. / Harrison
17	Clayton Welsh	Jr.	QB	6-2	194	Portland, Ore. / Sunset	67	Nick Angeli	Jr.	DL	6-1	286	Westfield, N.J. / Saint Peter's Prep
18	Jalen Ollie	So.	QB	6-0	193	Glastonbury, Conn. / Avon Old Farms HS	68	Alex Washington	Sr.	DL	6-1	297	Columbus, Ohio / St. Francis De Sales
18	Niko Thorpe	Jr.	LB	5-10	230	Pittsburgh, Pa. / Central Catholic	69	Matt D'Andrea	Fr.	DL	6-1	260	Scranton, Pa. / Scranton Prep
19	Jeff Ginn, Jr.	Fr.	DB	6-2	205	Cleveland, Ohio/Ginn Academy/Glenville	70	Kyle Vaughn	Sr.	OL	6-4	255	Westport, Conn. / Staples
19	Joe Pavlik	Sr.	P	5-11	181	Chicago, Ill. / Mount Carmel	71	Garrett Donaldson	Jr.	OL	6-5	279	N. Palm Beach, Fla. / Benjamin School
20	James Biggs-Frazier	So.	DB	5-9	180	Philadelphia, Pa. / William Penn Charter	72	Erik McCauley	Sr.	OL	6-4	295	Shelby, N.C. / Shelby
21	Jarred Brevard	Jr.	RB	5-8	180	Pittsburgh, Pa. / Shady Side Academy	73	Josh Klecko	Sr.	DL	6-2	265	Red Bank, N.J. / Red Bank Cath. (Rutgers)
22	Chase Edmonds	Jr.	RB	5-9	205	Harrisburg, Pa. / Central Dauphin East	74	Zack Johnson	Sr.	OL	6-5	290	Bellerose Village, N.Y. / Chaminade
23	Marcus Fulmore	Sr.	DB	5-9	194	Burlington, N.J. / The Pennington School	75	Tony Fox	Jr.	DL	6-2	291	Fairfield, Conn. / Fairfield College Prep
24	Jihaad Pretlow	Sr.	DB	5-11	195	Elizabeth, N.J. / Blair Academy (Temple)	76	Gavin Grewal	Fr.	OL	6-4	285	Durham, N.C./Jordan (Deerfield (Mass.) Aca.)
25	Jordan Allen	So.	WR	6-2	192	Chestnut Hill, Mass. / Thayer Academy	77	Jack Treanor	Sr.	OL	6-3	270	Annapolis, Md. / Severn
26	Robbie Cantelli	Sr.	WR	6-0	193	Holmdel, N.J. / Holmdel	78	Anthony Coyle	Jr.	OL	6-5	297	Staten Island, N.Y. / Tottenville
27	Marcus Hicks	Jr.	DB	5-10	173	Millersville, Md. / Old Mill Senior	79	Dominic Lombard	So.	OL	6-5	288	Palatine, Ill. / William Fremd
29	Jarod Vyent	So.	LB	6-3	204	West Orange, N.J. / West Orange	80	Kyle Cook	So.	LB	5-11	215	Middletown, N.J. / Bergen Catholic
30	Conor Cassidy	Jr.	DB	6-2	205	Wayne, N.J. / Don Bosco Prep	81	Zurab Akirtava	So.	LB	6-2	201	Summit, N.J. / St. George's (R.I.)
31	Caleb Ham	Jr.	DB	6-1	192	McDonough, Ga. / Union Grove	85	James Orfini	Jr.	TE	6-5	200	Washington, D.C. / Gonzaga College H.S.
32	Bryce Petty	So.	DB	6-1	177	Carrol Stream, Ill. / Bartlett	86	Dan Halligan	So.	WR	6-1	176	Oradell, N.J. / Bergen Catholic
34	Tyler Long	So.	DB	6-2	203	New Reigel, Ohio / Tiffin Calvert	87	Luke Arlotto	Sr.	WR	6-0	160	Chapel Hill, N.C. / East Chapel Hill
35	Antonio Jackson	So.	DB	6-2	183	Leesburg, Va. / Loudoun County	88	Jonah Isaac	Fr.	WR	5-9	170	Wilmette, Ill. / Loyola Academy
36	D'Angelo Palladino	Fr.	RB	5-10	184	Ironton, Ohio/Ironton	91	Justin Vaughn	Sr.	DL	6-5	287	Hamilton, Ontario / Canada Prep
37	Liam Cadman	Jr.	DB	6-2	188	Naperville, Ill. / Benet Academy	92	Johnny Piccinich	Fr.	DL	6-4	223	Harrington Park, N.J./Old Tappan
38	Vincent Sansone	Jr.	LB	5-11	214	Cheshire, Conn. / Cheshire (Phillips Exe.)	93	Robert Carlyle	Jr.	LS	6-1	211	West Nyack, N.Y. / Clarkstown S. (York)
41	Joe Ferrara	So.	WR	6-3	190	Brea, Calif. / Servite	95	Marlon Crook, Jr.	Sr.	DL	6-5	240	Forestville, Md. / Bishop McNamara
42	David Barletta	Sr.	LB	6-4	227	New Providence, N.J. / New Providence	97	Alejandro Cardenas	Jr.	K	5-10	185	Miami Beach, Fla. / Immaculata-La Salle
43	JM Nocket	So.	DL	6-4	220	Wilmington, Del. / Archmere Aca. (DE)	98	Kevin Coyne	So.	DL	6-3	266	Floral Park, N.Y. / Chaminade
44	Max Roberts	Fr.	LB	6-1	222	Delaware, Ohio/Del. Hayes (Salisbury)	99	Erik Rottsolk	So.	DL	6-6	263	Seattle, Wash. / Lakeside
45	Roddy Roche	Sr.	DB	6-3	205	Wantagh NY / Wantagh							

## Excuse Me?

Manny Adeyeye	Ad-DEE-ay-yea
Nick Angeli	An-JELL-lee
Kyvaune Brammer	KAY-vahn
Robbie Cantelli	Can-TELL-ee
Alejandro Cardenas	ah-leh-HAHN-dro Car-DANE-as
Lawrence Menyah	MEN-Yah
Jonathan Dimon	DYE-mon
Kyle Facibene	Fac-ee-BEN-ee
Chris Geissler	GUYS-lur
Austin Longi	Lon-GEE
Dylan Mabin	MAY-bin
Lawrence Menyah	Men-YAH
Phazahn Odom	Fay-ZAHN
Kendall Pearcey	PEER-cee
Johnny Piccinich	PICK-a-niche

Jihaad Pretlow	Ja-HAAD
Roddy Roche	Roach
Jorge Solano	Hor-hay Sole-LAN-oh
Brendan Weir	WEAR
Jack Treanor	TRAIN-or
Jarod Vyent	VEE-ent

## Roster Breakdown

### By Class:

Freshmen.....	9	Juniors.....	23
Sophomores.....	30	Seniors.....	29

## THE LAST TIME...

### Fordham

shut out an opponent .....	55-0 vs. Lock Haven, 8-30-12
shut out by an opponent .....	21-0 vs. Bucknell, 11-12-11
was in a tie game .....	3-3 vs. Richmond, 10-21-95
<b>scored 40 points .....</b>	<b>42-41 (ot) at Monmouth, 10-1-16 (loss)</b>
scored 50 points .....	59-42, vs. Lehigh, 10-24-15
scored 60 points .....	60-22 vs. Penn, 10-11-14
<b>scored 70 points .....</b>	<b>83-21 vs. Elizabeth City State University, 9-10-16*</b>
<b>had an opponent score 40 points.....</b>	<b>42-41 (ot) at Monmouth, 10-1-16</b>
<b>had an opponent score 50 points.....</b>	<b>52-16 at Navy, 9-7-16</b>
had an opponent score 60 points .....	68-0 at Penn State, 11-2-46
had an opponent score 70 points .....	75-0 vs. Penn State, 10-11-47
did not commit a turnover .....	at Colgate, 10-31-15
<b>played an overtime game .....</b>	<b>at Monmouth, 10-1-16 (42-41, 1OT, L)</b>

### The Last Time a Fordham Player had ...

30 rushing attempts .....	by Chase Edmonds (31) vs. Lehigh, 10-24-15
40 rushing attempts .....	by Xavier Martin (40) vs. Georgetown, 11-15-08
a 60-yard run .....	by Chase Edmonds (75) vs. Lehigh, 10-24-15
an 80-yard run .....	by Carlton Koonce (92) at Columbia, 9-22-12
<b>100 yards rushing.....</b>	<b>by Chase Edmonds (152) vs. Penn, 9-24-16</b>
<b>200 yards rushing.....</b>	<b>by Chase Edmonds (208) at Monmouth, 10-1-16</b>
300 yards rushing .....	by Chase Edmonds (347) vs. Lehigh, 10-24-15*
<b>three rushing touchdowns .....</b>	<b>by Chase Edmonds vs. Penn, 9-24-16</b>
<b>four rushing touchdowns.....</b>	<b>by Chase Edmonds at Monmouth, 10-1-16</b>
five rushing touchdowns .....	by Chase Edmonds at Lehigh, 10-25-14
<b>20 completions .....</b>	<b>by Kevin Anderson (26) at Navy, 9-3-16</b>
30 completions .....	by Kevin Anderson (34) at Colgate, 10-31-15
<b>200 yards passing .....</b>	<b>by Kevin Anderson (214) at Monmouth, 10-1-16</b>
<b>300 yards passing .....</b>	<b>by Kevin Anderson (302) at Navy, 9-3-16</b>
400 yards passing .....	by Mike Nebrich (423) vs. Sacred Heart, 11-29-14
500 yards passing .....	by Mike Nebrich (566)* vs. Penn, 10-11-14
three touchdown passes.....	by Mike Nebrich (3) at Army, 11-22-14
<b>four touchdown passes.....</b>	<b>by Kevin Anderson vs. Elizabeth City State, 9-10-16</b>
five touchdown passes.....	by Kevin Anderson vs. Monomuth, 9-26-15
six touchdown passes .....	by Mike Nebrich vs. Penn, 10-11-14
10 or more receptions.....	by Austin Longi (10) at Colgate, 10-31-15
<b>100 yards receiving.....</b>	<b>by Austin Longi (106) at Monmouth, 10-1-16</b>
200 yards receiving .....	by Tebucky Jones, Jr. (203) vs. Penn, 10-11-14
two 100-yard receivers.....	by Brian Wetzel (166) and Tebucky Jones, Jr. (139) vs. Sacred Heart, 11-29-14
three 100-yard receivers.....	by Jason Caldwell (128), David Moore (141) and Asa Lucas (105) at G'town, 11-21-09
three receiving touchdowns .....	by Brian Wetzel (3) at Colgate, 11-23-13
<b>a 40-yard field goal.....</b>	<b>by Makay Redd (42) vs. Elizabeth City State, 9-10-16</b>
a 50-yard field goal .....	by Makay Redd (54) vs. Monmouth, 9-26-15
<b>three field goals in a game .....</b>	<b>by Makay Redd at Navy, 9-3-16</b>
<b>six or more extra points .....</b>	<b>by Makay Redd (11) Elizabeth City State, 9-10-16*</b>
a two-point conversion.....	by Joe Pavlik (rush) at Army West Point, 9-4-15
a 50-yard punt .....	by Joe Pavlik (55) vs. Villanova, 9-12-15
a 60-yard punt .....	by Joe Pavlik (63) vs. Penn, 9-24-16
a 70-yard punt .....	by Patrick Murray (73) at Rhode Island, 9-24-11
10 or more punts .....	by Anthony DiFino (11) at Albany, 9-11-04
a fumble recovered for touchdown .....	by Ian Williams (0 yards) vs. Rhode Island, 9-13-14
<b>a fumble returned for touchdown.....</b>	<b>by Noah Fitzgerald (9 yards) vs. Elizabeth City State, 9-10-16</b>
a punt returned for touchdown .....	by Brian Wetzel (81) at Colgate, 11-23-13
a kickoff returned for touchdown.....	by Jihaad Pretlow (87) vs. Holy Cross, 10-17-15
a interception returned for touchdown .....	by Stephen Hodge (55) at Georgetown, 11-14-15
a blocked punt returned for touchdown .....	blocked by Dave Scoblick, returned by Lance Peck (10) vs. Towson, 11-1-97
a safety recorded .....	at Army West Point, 9-4-15 (ball run out of end zone)
a blocked punt .....	by Brett Biestek and David Conroy, vs. Georgetown, 11-15-14
a blocked field-goal attempt.....	by Stephen Hodge/JQ Bowers at Lafayette, 10-3-15
a blocked extra-point attempt.....	vs. Sacred Heart, 11-29-14
a defensive extra point .....	by Jason Jacobs (87 yard return of PAT) vs. Princeton, 9-28-91

\* - School Record

DATE	Navy (3-1)	Elizabeth City State (2-3)	Penn (1-2)	Monmouth (3-2)	Lafayette (1-4, 0-1)	Yale (0-3)	Georgetown (3-1, 0-0)	Lehigh (3-2, 0-0)	Colgate (1-3, 0-0)	Holy Cross (2-3, 1-0)	Bucknell (1-3, 0-0)
<b>Sept. 3</b>	<b>FORDHAM</b> 52-16, W	at Norfolk State 20-12, L		at Lehigh 23-21, W	at Cent. Conn. State 24-10, W		DAVIDSON 38-14, W	MONMOUTH 23-21, L	at Syracuse 33-7, L	at Morgan State 51-24, W	at Marist 26-10, W
<b>Sept. 10</b>	UCONN 28-24, W	<b>at Fordham</b> 83-21, L		at Delaware State 34-20, W	DELAWARE 24-6, L		at Marist 20-17, W	at Villanova 26-21, L	Open	at New Hampshire 39-28, L	at Duquesne 30-19, L
<b>Sept. 17</b>	at Tulane 21-14, W	MOREHOUSE 35-30, W	LEHIGH 49-28, L	at Kent State 27-7, L	at Princeton 35-31, L	COLGATE 55-13, L	Open	at Penn 49-28, W	at Yale 55-13, W	at Albany 45-28, L	CORNELL 24-16, L
<b>Sept. 24</b>	Open	at Johnson C. Smith 31-28, L	<b>at Fordham</b> 31-17, L	CHARLESTON SO. 35-7, L	VILLANOVA 31-14, L	at Cornell 27-13, L	COLUMBIA 17-14, W	PRINCETON 42-28, W	at Richmond 38-31, L	DARTMOUTH 35-10, L	VMI 23-17, L
<b>Oct. 1</b>	at Air Force 28-14, L	SHAW 28-21, W	at Dartmouth 37-24, W	<b>FORDHAM</b> 42-41 (ot), W	HOLY CROSS 38-28, L	LEHIGH 63-35, L	at Harvard 31-17, L	at Yale 63-25, W	CORNELL 39-38, L	at Lafayette 38-28, W	Open
<b>Oct. 8</b>	HOUSTON 3:00 p.m.	at Virginia St. 2:00 p.m.	CENT. CONN. STATE TBA	at Howard 1:00 p.m.	<b>at Fordham</b> 1:00 p.m.	DARTMOUTH TBA	PRINCETON TBA	COLGATE 12:30 p.m.	at Lehigh 12:30 p.m.	BUCKNELL TBA	at Holy Cross 1:00 p.m.
<b>Oct. 15</b>	at East Carolina 7:30 p.m.	at Lincoln 1:00 p.m.	COLUMBIA TBA	at Presbyterian 7:00 p.m.	at Army 12:00 p.m.	<b>at Fordham</b> 1:00 p.m.	LEHIGH TBA	at Georgetown TBA	at Bucknell 1:00 p.m.	at Harvard TBA	COLGATE 1:00 p.m.
<b>Oct. 22</b>	MEMPHIS 3:30 p.m.	CHOWAN 1:00 p.m.	at Yale TBA	at Liberty 3:30 p.m.	at Bucknell 1:00 p.m.	PENN TBA	<b>at Fordham</b> 1:00 p.m.	at Holy Cross 12:30 p.m.	Open	LEHIGH TBA	LAFAYETTE 1:00 p.m.
<b>Oct. 29</b>	at South Florida 7:00 p.m. (Oct. 27)	VIRGINIA UNION 1:00 p.m.	BROWN TBA	KENNESAW STATE 1:00 p.m.	GEORGETOWN 12:30 p.m.	at Columbia 12:30 p.m.	at Lafayette TBA	<b>FORDHAM</b> 12:30 p.m.	HOLY CROSS 1:00 p.m.	at Colgate 1:00 p.m.	at Charleston So. TBA
<b>Nov. 5</b>	Notre Dame 11:30 a.m.	at Bowie State 1:00 p.m.	at Princeton TBA	at Coastal Carolina 1:00 p.m.	Open	at Brown 12:30 p.m.	HOLY CROSS TBA	BUCKNELL 12:30 p.m.	<b>at Fordham</b> 1:00 p.m.	at Georgetown 1:00 p.m.	at Lehigh 12:30 p.m.
<b>Nov. 12</b>	TULSA 12:00 p.m.		HARVARD TBA	Open	at Colgate 1:00 p.m.	PRINCETON TBA	BUCKNELL TBA	Open	LAFAYETTE 1:00 p.m.	<b>FORDHAM</b> 3:00 p.m.	at Georgetown TBA
<b>Nov. 19</b>	at SMU TBA (Nov. 26)		at Cornell TBA	at Gardner-Webb 1:30 p.m.	LEHIGH 12:30 p.m.	at Harvard 12:00 p.m.	at Colgate TBA	at Lafayette 12:30 p.m.	GEORGETOWN 1:00 p.m.	Open	<b>FORDHAM</b> 12:00 p.m.

vs. Army (Dec. 10)



**2016 Fordham Football**  
**Fordham Overall Team Statistics (as of Oct 02, 2016)**  
**All games**

<b>Team Statistics</b>	<b>FORDHAM</b>	<b>OPP</b>
SCORING	171	132
Points Per Game	42.8	33.0
Points Off Turnovers	55	20
FIRST DOWNS	99	72
Rushing	47	44
Passing	48	27
Penalty	4	1
RUSHING YARDAGE	1075	916
Yards gained rushing	1169	1031
Yards lost rushing	94	115
Rushing Attempts	179	175
Average Per Rush	6.0	5.2
Average Per Game	268.8	229.0
TDs Rushing	11	13
PASSING YARDAGE	1061	645
Comp-Att-Int	80-144-2	56-103-5
Average Per Pass	7.4	6.3
Average Per Catch	13.3	11.5
Average Per Game	265.2	161.2
TDs Passing	9	3
TOTAL OFFENSE	2136	1561
Total Plays	323	278
Average Per Play	6.6	5.6
Average Per Game	534.0	390.2
KICK RETURNS: #-Yards	15-180	26-508
PUNT RETURNS: #-Yards	6-69	1-18
INT RETURNS: #-Yards	5-102	2-69
KICK RETURN AVERAGE	12.0	19.5
PUNT RETURN AVERAGE	11.5	18.0
INT RETURN AVERAGE	20.4	34.5
FUMBLES-LOST	3-3	14-10
PENALTIES-Yards	19-139	19-122
Average Per Game	34.8	30.5
PUNTS-Yards	9-368	13-597
Average Per Punt	40.9	45.9
Net punt average	36.7	40.6
KICKOFFS-Yards	31-1839	24-1331
Average Per Kick	59.3	55.5
Net kick average	38.9	41.7
TIME OF POSSESSION/Game	29:45	30:15
3RD-DOWN Conversions	32/63	23/56
3rd-Down Pct	51%	41%
4TH-DOWN Conversions	4/14	8/13
4th-Down Pct	29%	62%
SACKS BY-Yards	11-68	9-39
MISC YARDS	0	18
TOUCHDOWNS SCORED	22	17
FIELD GOALS-ATTEMPTS	6-7	4-4
ON-SIDE KICKS	0-0	0-0
RED-ZONE SCORES	(26-34) 76%	(32-32) 100%
RED-ZONE TOUCHDOWNS	(16-34) 47%	(24-32) 75%
PAT-ATTEMPTS	(21-22) 95%	(16-16) 100%
ATTENDANCE	22884	62170
Games/Avg Per Game	4/5721	4/15542
Neutral Site Games		0/0

<b>Score by Quarters</b>	<b>1st</b>	<b>2nd</b>	<b>3rd</b>	<b>4th</b>	<b>OT</b>	<b>Total</b>
Fordham	75	34	17	38	7	171
Opponents	31	41	35	17	8	132

**2016 Fordham Football**  
**Fordham Overall Individual Statistics (as of Oct 02, 2016)**  
**All games**

Rushing	gp	att	gain	loss	net	avg	td	lg	avg/g
Chase Edmonds	4	88	609	24	585	6.6	8	77	146.2
Kendall Pearcey	4	33	271	6	265	8.0	2	41	66.2
Kevin Anderson	4	34	165	42	123	3.6	0	20	30.8
D'Angelo Palladino	2	19	119	3	116	6.1	1	47	58.0
Luke Medlock	2	1	3	0	3	3.0	0	3	1.5
Vincent Sansone	2	1	2	0	2	2.0	0	2	1.0
TEAM	3	2	0	9	-9	-4.5	0	0	-3.0
Joe Pavlik	4	1	0	10	-10	-10.0	0	0	-2.5
Total	0	179	1169	94	1075	6.0	11	77	0.0
Opponents	0	175	1031	115	916	5.2	13	70	0.0

Passing	gp	effic	comp-att-int	pct	yds	td	lg	avg/g
Kevin Anderson	4	130.97	78-139-2	56.1	972	8	57	243.0
Luke Medlock	2	319.40	2-4-0	50.0	89	1	82	44.5
TEAM	3	0.00	0-1-0	0.0	0	0	0	0.0
Total	0	135.29	80-144-2	55.6	1061	9	82	0.0
Opponents	0	106.87	56-103-5	54.4	645	3	72	0.0

Receiving	gp	no.	yds	avg	td	lg	avg/g
Austin Longi	4	20	301	15.1	3	57	75.2
Robbie Cantelli	4	13	156	12.0	3	38	39.0
Jorge Solano	4	10	86	8.6	0	15	21.5
Corey Caddle	4	10	66	6.6	0	13	16.5
Chase Edmonds	4	8	117	14.6	1	38	29.2
Phazahn Odom	4	8	108	13.5	1	34	27.0
Jonathan Lumley	2	5	86	17.2	0	44	43.0
Jordan Allen	3	3	114	38.0	1	82	38.0
Isaiah Searight	4	2	26	13.0	0	19	6.5
Kendall Pearcey	4	1	1	1.0	0	1	0.2
Total	0	80	1061	13.3	9	82	0.0
Opponents	0	56	645	11.5	3	72	0.0

Punt Returns	no.	yds	avg	td	lg
Corey Caddle	6	69	11.5	0	22
Total	6	69	11.5	0	22
Opponents	1	18	18.0	0	18

Interceptions	no.	yds	avg	td	lg
George Dawson	3	59	19.7	0	40
Tyler Long	1	41	41.0	0	41
Lawrence Menyah	1	2	2.0	0	2
Total	5	102	20.4	0	41
Opponents	2	69	34.5	1	69

Kick Returns	no.	yds	avg	td	lg
Jihaad Pretlow	5	79	15.8	0	23
Kendall Pearcey	4	42	10.5	0	18
Caleb Ham	3	47	15.7	0	19
Michael Ware	2	9	4.5	0	6
Jonathan Dimon	1	3	3.0	0	3
Total	15	180	12.0	0	23
Opponents	26	508	19.5	0	32

Fumble Returns	no.	yds	avg	td	lg
Noah Fitzgerald	1	9	9.0	1	9
Jesse Bramble	1	19	19.0	1	19
Brett Lambert	1	13	13.0	0	13
Total	3	41	13.7	2	19
Opponents	0	0	0.0	0	0

**2016 Fordham Football**  
**Fordham Overall Individual Statistics (as of Oct 02, 2016)**  
**All games**

Scoring	td	fg	PAT				dxp	saf	pts
			kick	rush	rcv	pass			
Chase Edmonds	9	-	-	-	-	-	-	-	54
Makay Redd	-	6-7	21-22	-	-	-	-	-	39
Austin Longi	3	-	-	-	-	-	-	-	18
Robbie Cantelli	3	-	-	-	-	-	-	-	18
Kendall Pearcey	2	-	-	-	-	-	-	-	12
Jordan Allen	1	-	-	-	-	-	-	-	6
Phazahn Odom	1	-	-	-	-	-	-	-	6
Jesse Bramble	1	-	-	-	-	-	-	-	6
D'Angelo Palladino	1	-	-	-	-	-	-	-	6
Noah Fitzgerald	1	-	-	-	-	-	-	-	6
Total	22	6-7	21-22	-	-	-	-	-	171
Opponents	17	4-4	16-16	-	1	1-1	-	-	132

Total Offense	g	plays	rush	pass	total	avg/g
Kevin Anderson	4	173	123	972	1095	273.8
Chase Edmonds	4	88	585	0	585	146.2
Kendall Pearcey	4	33	265	0	265	66.2
D'Angelo Palladino	2	19	116	0	116	58.0
Luke Medlock	2	5	3	89	92	46.0
Vincent Sansone	2	1	2	0	2	1.0
TEAM	3	3	-9	0	-9	-3.0
Joe Pavlik	4	1	-10	0	-10	-2.5
Total	0	323	1075	1061	2136	0.0
Opponents	0	278	916	645	1561	0.0

Field Goals	fg	pct.	01-19	20-29	30-39	40-49	50-99	lg	blk
Makay Redd	6-7	85.7	0-0	2-2	3-3	1-2	0-0	42	0

FG Sequence	Fordham	Opponents
Navy	(30),(23),(31)	(23)
Elizabeth City St.	(42),(37)	-
Penn	(22)	(23)
MU	47	(25),(27)

Numbers in (parentheses) indicate field goal was made.

Punting	no.	yds	avg	lg	tb	fc	i20	50+	blk
Joe Pavlik	9	368	40.9	63	1	3	4	1	0
Total	9	368	40.9	63	1	3	4	1	0
Opponents	13	597	45.9	64	0	0	3	3	0

Kickoffs	no.	yds	avg	tb	ob	retn	net	ydln
Spencer Ferrigan	25	1506	60.2	5	0			
Alejandro Cardenas	6	333	55.5	0	0			
Total	31	1839	59.3	5	0	19.5	38.9	26
Opponents	24	1331	55.5	6	2	12.0	41.7	23

**2016 Fordham Football**  
**Fordham Overall Individual Statistics (as of Oct 02, 2016)**  
**All games**

All Purpose	g	rush	rcv	pr	kr	ir	total	avg/g
Chase Edmonds	4	585	117	0	0	0	702	175.5
Kendall Pearcey	4	265	1	0	42	0	308	77.0
Austin Longi	4	0	301	0	0	0	301	75.2
Robbie Cantelli	4	0	156	0	0	0	156	39.0
Corey Caddle	4	0	66	69	0	0	135	33.8
Kevin Anderson	4	123	0	0	0	0	123	30.8
D'Angelo Palladi	2	116	0	0	0	0	116	58.0
Jordan Allen	3	0	114	0	0	0	114	38.0
Phazahn Odom	4	0	108	0	0	0	108	27.0
Jonathan Lumle	2	0	86	0	0	0	86	43.0
Jorge Solano	4	0	86	0	0	0	86	21.5
Jihaad Pretlow	4	0	0	0	79	0	79	19.8
George Dawson	4	0	0	0	0	59	59	14.8
Caleb Ham	4	0	0	0	47	0	47	11.8
Tyler Long	4	0	0	0	0	41	41	10.2
Isaiah Searight	4	0	26	0	0	0	26	6.5
Michael Ware	3	0	0	0	9	0	9	3.0
Jonathan Dimon	4	0	0	0	3	0	3	0.8
Luke Medlock	2	3	0	0	0	0	3	1.5
Lawrence Meny	4	0	0	0	0	2	2	0.5
Vincent Sanson	2	2	0	0	0	0	2	1.0
TEAM	3	-9	0	0	0	0	-9	-3.0
Joe Pavlik	4	-10	0	0	0	0	-10	-2.5
Total	0	1075	1061	69	180	102	2487	0.0
Opponents	0	916	645	18	508	69	2156	0.0

**2016 Fordham Football**  
**Fordham Overall Defensive Statistics (as of Oct 02, 2016)**  
**All games**

#	Defensive Leaders	gp	Tackles				Sacks no-yds	Pass defense			Fumbles		blkd	
			ua	a	tot	tfl/yds		int-yds	brup	qbh	rcv-yds	ff	kick	saf
6	George Dawson	4	20	7	27	3.0-13	1.0-6	3-59	4	.	.	1	.	.
31	Caleb Ham	4	14	12	26	.	.	.	2	.	.	.	.	.
44	Max Roberts	4	14	9	23	4.0-16	3.0-11	.	.	3	1-0	3	.	.
8	Dylan Mabin	4	16	4	20	.	.	.	1	.	.	.	.	.
24	Jihaad Pretlow	4	16	4	20	.	.	.	7	.	.	.	.	.
7	Noah Fitzgerald	4	13	7	20	3.0-16	1.5-13	.	.	.	4-9	1	.	.
42	David Barletta	4	13	4	17	2.0-2	.	.	1	1	1-0	1	.	.
35	Antonio Jackson	4	11	4	15	1.0-2	.	.	.	.	.	.	.	.
57	Ty Green	4	8	4	12	2.0-9	1.5-8	.	.	.	.	.	.	.
52	Brett Lambert	4	6	6	12	.	.	.	1	.	1-13	.	.	.
48	Brandon Weir	4	6	5	11	2.5-10	1.5-9	.	.	.	.	1	.	.
91	Justin Vaughn	4	7	4	11	2.0-8	1.0-5	.	.	1	.	.	.	.
1A	Lawrence Meny	4	6	2	8	.	.	1-2	1	.	.	.	.	.
46	Jesse Bramble	4	5	3	8	.	.	.	.	.	1-19	.	.	.
67	Nick Angeli	4	5	1	6	0.5-2	0.5-2	.	.	.	.	.	.	.
34	Tyler Long	4	4	2	6	.	.	1-41	.	.	.	.	.	.
51	Michael Ware	3	1	3	4	0.5-1	.	.	.	1	.	.	.	.
23	Marcus Fulmore	4	4	.	4	.	.	.	.	.	.	.	.	.
11	Kyvaune Brammer	3	4	.	4	.	.	.	.	.	.	1	.	.
29	Jarod Vyent	4	2	1	3	.	.	.	.	.	.	.	.	.
3	Kendall Pearcey	4	2	1	3	.	.	.	.	.	.	.	.	.
38	Vincent Sansone	2	1	1	2	.	.	.	.	.	.	.	.	.
99	Erik Rottsolk	4	1	1	2	.	.	.	.	.	.	.	.	.
84	Spencer Ferrigan	3	2	.	2	.	.	.	.	.	.	.	.	.
59	Jonathan Dimon	4	2	.	2	.	.	.	.	.	.	.	.	.
36	D'Angelo Palladino	2	1	.	1	.	.	.	.	.	.	.	.	.
97	Alejandro Cardenas	1	1	.	1	.	.	.	.	.	.	.	.	.
43	JM Nocket	3	1	.	1	1.0-14	1.0-14	.	.	.	1-0	.	.	.
1	Isaiah Searight	4	1	.	1	.	.	.	.	.	.	.	.	.
78	Anthony Coyle	4	1	.	1	.	.	.	.	.	.	.	.	.
53	Chris Geisler	2	.	1	1	0.5-1	.	.	.	.	.	.	.	.
98	Kevin Coyne	1	1	.	1	.	.	.	.	.	.	.	.	.
56	John O'Boyle	1	.	.	.	.	.	.	.	.	1-0	.	.	.
Total		0	189	86	275	22-94	11-68	5-102	17	6	10-41	8	.	.
Opponents		0	205	92	297	25-86	9-39	2-69	13	7	3-0	3	1	.



# CHASE EDMONDS ALL-AMERICA CANDIDATE



## 2015 Honors

- Consensus All-American
- Patriot League and ECAC Offensive Player of the Year
- College Sporting News 2015 Preseason Fabulous Fifty FCS All-America Team
- College Football America FCS Starting Lineup
- College Football Madness Preseason All-America Team
- STATS, Inc. Offensive Player of the Year Watch List
- CFPA National Player of the Year Watch List
- Broke school and Patriot League record with 347 rushing yards and 403 all-purpose yards against Lehigh
- Opened season by rushing for 126 yards and three scores and catching six passes for 140 yards at Army West Point
- Earned numerous honors following the Army game, including NCAA FCS National Player of the Week, the STATS NCAA FCS National Co-Offensive Player of the Week, the Beyond Sports Madness FCS Offensive Player of the Week and a College Sporting News National All-Star as well as the Corvias Patriot League Offensive Player of the Week
- Named Corvias Patriot League Offensive Player of the Week as well as College Sports Madness Patriot League Offensive Player of the Week and a HERO Sports Offensive Stud of the Week following Lafayette game

## 2014 Honors

- Jerry Rice Award Winner (NCAA FCS Rookie of the Year)
- CFPA National Freshman of the Year
- Associated Press All-America (Third Team)
- Sports Network All-America (Second Team)
- Beyond Sports Network All-America (Third Team)
- College Sports Network Fab 50 All-America Team
- ECAC Rookie of the Year
- Patriot League Rookie of the Year
- First Team All-Patriot League
- Named Patriot League Rookie of the Week six times
- Named Patriot League Offensive Player of the Week twice
- Named Sports Network and ECAC Rookie of the Week twice in 2014
- Set school records for most rushing yards (1,838) and most rushing touchdowns (23) in a season

## 2016 Honors

- Patriot League Preseason Offensive Player of the Year
- Consensus preseason All-American



### Career Rushing Stats

Yr.	G	Att.	Yds.	Avg./Rush	Avg./Game	TD	LG
2014	14	294	1838	6.3	131.3	23	87
2015	12	251	1648	6.6	137.3	20	75
2016	4	88	585	6.6	146.2	8	77
<b>Totals</b>	<b>30</b>	<b>633</b>	<b>4071</b>	<b>6.4</b>	<b>135.7</b>	<b>51</b>	<b>87</b>

## Rams In the NCAA Rankings

Here is a list of Rams who are ranked among the 2016 NCAA FCS statistical leaders (as of Oct. 2):

Player	Category	Avg.	Rank
Chase Edmonds	Rushing Yds/Gm	146.3	1st
Chase Edmonds	Scoring	13.5	1st
Noah Fitzgerald	Forced Fum.	4	T1st
Chase Edmonds	Rushing Yards	585	2nd
Chase Edmonds	Rushing TDs	8	2nd
Max Roberts	Forced Fum.	0.75	2nd
Chase Edmonds	All Purpose Yds	175.50	5th
Makay Redd	FG/Game	1.50	5th
George Dawson	Int./Game	0.80	7th
Jihaad Pretlow	Passes Def.	1.8	8th
George Dawson	Passes Def.	1.8	8th
Kendall Pearcey	Rush Yds/Carry	6.65	12th
Makay Redd	FG %	.857	15th
Makay Redd	Scoring	9.8	16th
Corey Caddle	Punt Ret.	11.5	23rd
Kevin Anderson	Total Off.	273.8	25th
Kevin Anderson	Passing TDs	8	26th
Kevin Anderson	Passing Yds/Gm	243.0	28th
Chase Edmonds	Pts Respon./Gm	13.5	31st
Chase Edmonds	Pts Respon. For	54	33rd
Kevin Anderson	Comp./Game	19.50	34th
Max Roberts	Sacks/Game	0.75	36th

### TEAM STATS

Category	Avg.	Rank
Fumbles Recovered	10	1st
Turnover Margin	2.50	2nd
Total Offense	534.0	3rd
Turnovers Gained	15	3rd
Fewest Penalty Yards	139	5th
Fewest Penalty Yds/Gm	34.75	5th
Scoring Offense	42.8	5th
Rushing Offense	268.8	7th
Third Down Conv.	.508	7th
Fewest Penalties	19	8th
Passing Yards Allowed	161.3	9th
Def. TDs	2	10th
Fewest Penalties/Game	4.75	10th
Pass had Intercepted	2	T16th
Team Passing Eff. Def.	106.87	17th
Turnovers Lost	5	21st
First Downs Def.	72	23rd
Team Sacks	2.75	23rd
Passing Offense	265.3	28th
Punt Returns	11.50	29th
First Downs Off.	99	32nd
Passing Yards/Comp.	13.26	33rd

## Fordham Single Game Records on the NCAA FCS Level

### INDIVIDUAL

#### Scoring

Points, Game: ..... 30, Kirwin Watson, twice, last vs. Georgetown, 11-1-03

**30, Chase Edmonds vs. Penn, 10-11-14**

Touchdowns, Game: ..... 5, Kirwin Watson, twice, last vs. G'town, 11-1-03

#### Total Offense

Yards, Game: ..... 556, Mike Nebrich vs. Holy Cross, 11-2-13

556, Mike Nebrich vs. Penn, 10-10-14

#### Rushing

Attempts, Game: ..... 40, 3 times, last Xavier Martin vs. Georgetown, 2008

Yards, Game: ..... **347, Chase Edmonds vs. Lehigh, 10-24-15**

Touchdowns, Game: ..... 5, 2x, Kirwin Watson, last vs. G'Town, 11-1-03

**5, Chase Edmonds at Lehigh, 10-25-14**

#### Receiving

Receptions, Game: ..... 14, Kendal Creer vs. Harvard, 10-16-99

14, Brian Wetzel vs. Colgate, 11-17-12

Yards, Game: ..... 282, Sam Ajala at Yale, 10-19-13

Touchdowns, Game: ..... 4, Javarus Dudley at Towson, 11-22-03

4, Jason Caldwell at Cornell, 10-17-09

4, Sam Ajala at Yale, 10-19-13

#### Passing

Completions, Game: ..... 43, John Skelton vs. Holy Cross, 10-31-09

Attempts, Game: ..... 67, John Skelton vs. Holy Cross, 10-31-09

Yards, Game: ..... 566, Mike Nebrich vs. Penn, 10-11-14

Touchdowns, Game: ..... 6, Kevin Eakin at Rhode Island, 9-6-03

6, Mike Nebrich vs. Penn, 10-11-14

#### Kicking

Punts, Game: ..... 12, three times

Punting Yards, Game: ..... 423, Barry Cantrell vs. Villanova, 9-3-94

Extra Points, Game: ..... **11, Makay Redd vs. Elizabeth City State, 9-10-16**

Field Goals, Game: ..... 5, Matt Fordyce at Northeastern, 11-30-02

#### Returns

Kick Returns, Game: ..... 7, Robert Davis vs. Brown, 10-30-99

Kick Returns Yards, Game: ..... 215, Robert Davis vs. Brown, 10-30-99

Punt Returns, Game: ..... 9, Brad Jordan vs. Penn, 10-3-92

#### Interceptions

Interceptions, Game: ..... 3, Tad Kornegay vs. Duquesne, 9-25-04

3, Tad Kornegay vs. Brown, 10-9-04

3, Isa Abdul-Quddus at Cornell, 10-17-09

### TEAM

#### Scoring

Points, Game: ..... **83 vs. Elizabeth City State, 9-10-16**

Points Against, Game: ..... 59 vs. Lafayette, 11-3-90

Touchdowns, Game: ..... **11, vs. Elizabeth City State, 9-10-16**

#### Total Offense

Yards, Game: ..... 730 vs. Penn, 10-11-14

#### Rushing

Attempts, Game: ..... 67 vs. Columbia, 9-15-07

Yards, Game: ..... **393 vs. Elizabeth City State, 9-10-16**

Touchdowns, Game: ..... 5, four times, last vs. Lehigh, 10-25-14

#### Passing

Completions, Game: ..... 43 vs. Holy Cross, 10-31-09

Attempts, Game: ..... 67 vs. Holy Cross, 10-31-09

Yards, Game: ..... 566 vs. Penn, 10-11-14

Touchdowns, Game: ..... 7 vs. Penn, 10-11-14

#### Kicking

Punts, Game: ..... 13 vs. Penn, 10-3-92

Punting Yards, Game: ..... 453 vs. Penn, 10-23-92

Extra Points, Game: ..... **11, vs. Elizabeth City State, 9-10-16**

Field Goals, Game: ..... 5, at Northeastern, 11-30-02

# The 2016 Season

## GAME 1

**Fordham** 16  
**Navy** 52



**September 3, 2016 - Navy Marine Corps Stadium**

The U.S. Navy is part of the Department of Defense. But today it was the Navy offense that did the Fordham Rams in as the Midshipmen accumulated 550 yards of total offense in a 52-16 win over the Rams in the season opener for both teams at Navy-Marine Corps Memorial Stadium.

While the Fordham offense was able to move the ball the Rams couldn't seem to stop the triple option attack of Navy as the Midshipmen consistently came up with big plays to prevent Fordham from gaining any momentum in the contest. The Rams gained 464 yards of offense, thanks to senior quarterback Kevin Anderson, who completed 26 of 45 passes for 302 yards and one score, and junior running back Chase Edmonds, who gained 70 yards on 18 carries and caught two passes for 25 yards.

The Rams fell behind early as Navy took advantage of a Fordham fumble on the opening kickoff, covering seven yards on the first play from scrimmage for a 7-0 lead 12 seconds into the game.

<b>Fordham</b>	<b>10</b>	<b>0</b>	<b>3</b>	<b>3</b>	<b>-</b>	<b>13</b>
<b>Navy</b>	<b>21</b>	<b>14</b>	<b>14</b>	<b>3</b>	<b>-</b>	<b>52</b>

1st	14:48	Navy	Smith 7 run (Moehring kick)
	8:27	Navy	Swain 4 run (Moehring kick)
	5:29	Ford	Redd 30 FG
	4:29	Navy	Smith 11 run (Moehring kick)
	1:58	Ford	Odom 34 pass from Anderson (Redd kick)
2nd	13:12	Navy	Worth 8 run (Moehring kick)
	5:07	Navy	High 5 run (Moehring kick)
3rd	8:19	Ford	Redd 23 FG
	7:57	Navy	High 70 run (Moehring kick)
	2:53	Navy	Gulley 57 pass from Worth (Moehring kick)
4th	9:18	Navy	Moehring 23 FG
	7:52	Ford	Redd 31 FG

<b>Team</b>	<b>Fordham</b>	<b>Navy</b>
First Downs	24	18
Rushes-Yards (Net)	36-162	53-427
Passing Yards	302	123
Passes (Att.-Cmp.-Int)	45-26-0	4-4-0
Total Net Yards	464	550
Return Yards	0	0
Punts-Avg.	3-43.0	2-44.5
Fumbles-Lost	1-1	2-0
Penalties-Yards	5-35	2-16
Possession	30:17	29:43
Att. - 28,238	Weather: Cloudy, 73	

**Rushing:** Ford: Edmonds 18-70, Pearcey 8-69. Navy: Chris High 10-176, Tago Smith 10-97, Darryl Bonner 3-57.

**Passing:** Ford: Anderson 26-45-0-302. Navy: Tago Smith: 3-3-0-57.

**Receiving:** Ford: Longi 7-64, Cantelli 5-42, Odom 3-66. Navy: Jamir Tillman 2-21, Toneo Gulley 1-57.

## GAME 2

**Villanova** 14  
**Fordham** 7



**September 12, 2015 - Jack Coffey Field**

The thermometer read a sizzling 87 degrees on a humid Jack Coffey Field when the Fordham University Rams kicked off with the Elizabeth City State Vikings on Saturday. Little did those in attendance know that the Rams' offense would come close to matching the temperature as Fordham scored a school and Patriot League record 83 points en route to an 83-21 win over the Vikings.

The 83 points surpassed the former Fordham record of 78 set against New Haven in 1977 (the Rams' NCAA FCS record was 63 set at Rhode Island in 2003) and the former Patriot League record of 69 set by Lehigh against Georgetown in 2002.

The Rams also set a school record with 393 rushing yards in the game, bettering the old mark of 379 set last year against Lehigh.

Individually, senior placekicker Makay Redd set a school and Patriot League record with eleven PATs, breaking the former Fordham record of nine, set by Micah Clukey against Rhode Island in 2003. The former Patriot League record was also nine, set by Holy Cross in 1987 and matched four times, the last being the Rams' game at Rhode Island.

The Fordham ground game was three-headed monster today with senior Chase Edmonds (155), freshman D'Angelo Palladino (116) and senior Kendall Pearcey (115) all rushing for more than 100 yards in the game. It is believed to be the first time in school history that the Rams had three 100-yard rushers in a game. Pearcey scored twice on the ground while Edmonds and Palladino each scored once.

<b>Elizabeth City</b>	<b>0</b>	<b>14</b>	<b>7</b>	<b>0</b>	<b>-</b>	<b>21</b>
<b>Fordham</b>	<b>38</b>	<b>10</b>	<b>14</b>	<b>21</b>	<b>-</b>	<b>83</b>

1st	13:02	Ford	Redd 42 FG
	9:29	Ford	Cantelli 38 pass from Anderson (Redd kick)
	9:11	Ford	Fitzgerald 9 fum. ret. (Redd kick)
	6:58	Ford	Pearcey 36 run (Redd kick)
	5:08	Ford	Longi 21 pass from Anderson (Redd kick)
	2:51	Ford	Edmonds 54 run (Redd kick)
2nd	14:18	Ford	Redd 37 FG
	6:13	Ford	Cantelli 17 pass from Anderson (Redd kick)
	2:30	ECSU	Neal 1 run (Lavery kick)
	0:59	ECSU	Johnson 69 int. ret. (Lavery kick)
3rd	11:48	Ford	Pearcey 6 run (Redd kick)
	8:21	Ford	Longi 3 pass from Anderson (Redd kick)
	3:39	Ford	ECSU Neal 1 run (Lavery kick)
4th	13:35	Ford	Allen 82 pass from Medlock (Redd kick)
	13:26	Ford	Bramble 19 fum. rec. (Redd kick)
	5:41	Ford	Palladino 17 run (Redd kick)

<b>Team</b>	<b>ECSU</b>	<b>Fordham</b>
First Downs	13	29
Rushes-Yards (Net)	34-119	54-393
Passing Yards	101	314
Passes (Att.-Cmp.-Int)	36-12-4	32-20-1
Total Net Yards	220	707
Return Yards	69	90
Punts-Avg.	6-43.2	1-28.0
Fumbles-Lost	5-4	0-0
Penalties-Yards	5-25	5-25
Possession	26:20	33:40
Att. - 3,626	Weather: Partly Cloudy, 87	

**Rushing:** ECSU: Deshon Saunders 8-52, Jamie Williams 4-48. Ford: Edmonds 16-155, Palladino 19-116, Pearcey 12-115.

**Passing:** ECSU: Daquan Neal 12-33-3-101. Ford: Anderson 18-28-1-225.

**Receiving:** ECSU: Seshon Saunders 4-33, Victor Tabbs 2-24. Ford: Caddle 4-40, Longi 4-39, Vantelli 3-54.



# The 2016 Season

## GAME 3

**Penn** 17  
**Fordham** 31



September 24, 2016 - Jack Coffey Field

Despite rushing for 225 yards over the first two games of the year, there was one thing that Fordham junior running back hadn't done too much of this season, find the end zone. That changed today as Edmonds scored all four Ram touchdowns, three on the ground and one through the air, to lead Fordham to a 31-17 win over Penn on Jack Coffey Field on Homecoming Weekend.

The four touchdowns brings Edmonds' career total to 53 as he surpasses Kirwin Watson's school record of 49, set from 2000-03. The three rushing scores gives Edmonds 47 for his career, one shy of Watson's school record of 48. He finished with 152 rushing yards on 29 carries in the game.

The defense also played a major role in today's win, forcing three turnovers (two fumble recoveries and one interception) and coming up with big stops in key situations. The unit was paced by senior linebacker George Dawson, who led the Rams with 12 total tackles, eight solo, including one for loss and he had an interception and two pass breakups, and freshman linebacker Max Roberts, who finished with ten stops, five solo, including three sacks and he forced two fumbles.

The defense limited Penn senior quarterback Alek Torgersen to completing 17 of 31 passes for just 125 yards, sacking him five times.

<b>Penn</b>	<b>7</b>	<b>3</b>	<b>7</b>	<b>0</b>	<b>-</b>	<b>17</b>
<b>Fordham</b>	<b>14</b>	<b>10</b>	<b>0</b>	<b>7</b>	<b>-</b>	<b>31</b>

1st	11:16	Ford	Edmonds 22 pass from Anderson (Redd kick)
	7:21	Penn	Solomon 22 run (Gammill kick)
	3:23	Ford	Edmonds 24 run (Redd kick)
2nd	14:53	Ford	Redd 22 FG
	11:45	Ford	Edmonds 1 run (Redd kick)
	3:13	Penn	Gammill 23 FG
3rd	4:50	Penn	Torgersen 2 run (Gammill kick)
4th	5:31	Ford	Edmonds 1 run (Redd kick)

<b>Team</b>	<b>Penn</b>	<b>Fordham</b>
First Downs	16	23
Rushes-Yards (Net)	40-179	46-209
Passing Yards	131	231
Passes (Att.-Cmp.-Int)	32-18-1	33-18-1
Total Net Yards	310	440
Return Yards	0	53
Punts-Avg.	2-51.5	2-48.0
Fumbles-Lost	3-2	0-0
Penalties-Yards	3-11	6-45
Possession	29:55	30:05
Att. - 7,816	Weather: Sunny, 68	

**Rushing:** Penn: Tre Solomon 15-93, Alek Torgersen 15-31. Ford: Edmonds 29-152, Anderson 10-34, Pearcey 6-27.

**Passing:** Penn: Alek Torgersen 17-31-1-125. Ford: Anderson 18-33-1-231.

**Receiving:** Penn: Tre Solomon 8-52, Justin Watson 3-33, Logan Sharp 3-19. Ford: Longi 4-92, Edmonds 4-49, Solano 4-43.

**24 - Fordham University Football Game Notes**

## GAME 3

**Fordham** 41  
**Monmouth** 42 (ot)



October 1, 2016 - Monmouth Stadium

In the movie The Big Lebowski, The Stranger explains to The Dude "Sometimes you eat the bear, and sometimes the bear eats you" which is applicable today's football game between Fordham and Monmouth. Over the course of the game, the Rams felt at times as if they were eating the bear and, moments later, being eaten by the bear. In the end it was a Monmouth two-point conversion on the first possession in overtime that made the difference as the Hawks defeated Fordham, 42-41, in Monmouth Stadium.

Despite the loss, junior running back Chase Edmonds continued his assault on the Fordham record book, rushing 25 times for 208 yards and four touchdowns. The four scores give Edmonds 51 in his Fordham career as he surpasses Kirwin Watson's school record of 48 set from 2000-2003. He also adds to his school career touchdown record which now stands at 57.

Fordham led 27-13 at the half but saw Monmouth score once in the third and then twice in the fourth to take a 34-27 lead with 5:03 remaining in regulation.

But Edmonds made sure the Rams were in it at the end, taking it to the end zone from 55 yards out to knot the game at 34 with 2:14 left.

<b>Fordham</b>	<b>13</b>	<b>14</b>	<b>0</b>	<b>7</b>	<b>7</b>	<b>-</b>	<b>41</b>
<b>Monmouth</b>	<b>3</b>	<b>10</b>	<b>7</b>	<b>14</b>	<b>8</b>	<b>-</b>	<b>42</b>

1st	11:58	Ford	Edmonds 77 run (kick blocked)
	6:56	Ford	Cantelli 25 pass from Anderson (Redd kick)
	2:14	Mon	White 25 FG
2nd	12:05	Mon	White 27 FG
	1:30	Mon	Welch 1 run (White kick)
	0:48	Ford	Longi 54 pass from Anderson (Redd kick)
	0:20	Ford	Edmonds 1 run (Redd kick)
3rd	3:57	Mon	White 72 pass from Williams (White kick)
4th	13:32	Mon	White 18 pass from Williams (White kick)
	5:03	Mon	Royds 9 run (White kick)
	2:14	Ford	Edmonds 55 run (Redd kick)
OT		Ford	Edmonds 2 run (redd kick)
		Mon	Royds 4 run (White pass from Williams)

<b>Team</b>	<b>Fordham</b>	<b>Monmouth</b>
First Downs	23	25
Rushes-Yards (Net)	43-311	48-191
Passing Yards	214	290
Passes (Att.-Cmp.-Int)	34-16-0	31-22-0
Total Net Yards	525	481
Return Yards	0	0
Punts-Avg.	3-38.3	3-48.7
Fumbles-Lost	2-2	4-4
Penalties-Yards	3-34	9-70
Possession	25:00	35:00
Att. - 2,847	Weather: Overcast, 66	

**Rushing:** Ford: Edmonds 22-208, Pearcey 7-54, Anderson 11-49. Mon: Ed Royds 19-100, Welch 18-46..

**Passing:** Ford: Anderson 16-33-0-214. Mon: Cody Williams 22-31-0-290.

**Receiving:** Ford: Longi 5-106, Cantelli 4-48, Odom 3-23. Mon: Reggie White, Jr. 10-167, Darren Ambush 6-81.

**www.fordhamsports.com 2002, 2007 & 2014 Patriot League Champions**

# 2016 FORDHAM SUPERLATIVES

## INDIVIDUAL

<b>Rushes:</b>	29	Chase Edmonds vs. Penn
<b>Yards Rushing:</b>	208	Chase Edmonds at Monmouth
<b>TD Rushes:</b>	4	Chase Edmonds at Monmouth
<b>Longest Rush:</b>	77	Chase Edmonds at Monmouth
<b>Pass Attempts:</b>	45	Kevin Anderson at Navy
<b>Pass Completions:</b>	26	Kevin Anderson at Navy
<b>Yards Passing:</b>	302	Kevin Anderson at Navy
<b>TD Passes:</b>	4	Kevin Anderson vs. ECSU
<b>Long Pass:</b>	82	Luke Medlock vs. ECSU
<b>Receptions:</b>	7	Austin Longi vs. ECSU
<b>Yards Receiving:</b>	106	Austin Longi at Monmouth
<b>TD Receptions:</b>	2	Robbie Cantelli vs. ECSU
	2	Austin Longi vs. ECSU
<b>Long Reception:</b>	82	Jordan Allen vs. ECSU
<b>Field Goals:</b>	3	Makay Redd at Navy
<b>Punting Average:</b>	48.0	Joe Pavlik vs. Penn
<b>Long Punt:</b>	63	Joe Pavlik vs. Penn
<b>Long Punt Return:</b>	22	Corey Caddle vs. ECSU
<b>Long Kickoff Return:</b>	23	Jihaad Pretlow vs. ECSU
<b>Tackles:</b>	13	Caleb Ham at Monmouth
<b>Sacks:</b>	3.0	Max Roberts vs. Penn
<b>TFL:</b>	3.0	Max Roberts vs. Penn
<b>Interceptions:</b>	2	George Dawson vs. ECSU

## TEAM GAME HIGHS

<b>Rushes:</b>	54	vs. ECSU
<b>Yards Rushing (Net):</b>	393*	vs. ECSU
<b>Yards Per Rush:</b>	7.3	vs. ECSU
<b>TD Rushes:</b>	4	vs. ECSU, at Monmouth
<b>Pass Attempts:</b>	45	at Navy
<b>Pass Completions:</b>	26	at Navy
<b>Yards Passing:</b>	302	at Navy
<b>Yards Per Completion:</b>	15.7	vs. ECSU
<b>TD Passes:</b>	5	vs. ECSU
<b>Total Plays:</b>	86	vs. ECSU
<b>Total Offense:</b>	707	vs. ECSU
<b>Yards Per Play:</b>	8.2	vs. ECSU
<b>Points:</b>	83	vs. ECSU
<b>Sacks By:</b>	5	vs. Penn
<b>First Downs:</b>	29	at ECSU
<b>Penalties:</b>	6	vs. Penn
<b>Penalty Yards:</b>	45	vs. Penn
<b>Turnovers:</b>	2	at Monmouth
<b>Interceptions By:</b>	4	vs. ECSU

\* - School record

## OPPONENT INDIVIDUAL

<b>Rushes:</b>	19	Ed Royds, Monmouth
<b>Yards Rushing:</b>	176	Chris High, Navy
<b>TD Rushes:</b>	2	Chris High, Navy
	2	Tago Smith, Navy
	2	Ed Royds, Monmouth
<b>Longest Rush:</b>	70	Chris High, Navy
<b>Pass Attempts:</b>	33	Daquan Neal, ECSU
<b>Pass Completions:</b>	22	Cody Williams, Monmouth
<b>Yards Passing:</b>	290	Cody Williams, Monmouth
<b>TD Passes:</b>	2	Cody Williams, Monmouth
<b>Long Pass:</b>	72	Cody Williams, Monmouth
<b>Receptions:</b>	10	Reggie White, Jr., Monmouth
<b>Yards Receiving:</b>	167	Reggie White, Jr., Monmouth
<b>TD Receptions:</b>	2	Reggie White, Jr., Monmouth
<b>Long Reception:</b>	72	Reggie White, Jr., Monmouth
<b>Field Goals:</b>	2	Matt White, Monmouth
<b>Punting Average:</b>	51.5	Hunter Kelley, Penn
<b>Long Punt:</b>	64	Fisher McInville, ECSU
<b>Long Punt Return:</b>	18	Craig Scott, Navy
<b>Long Kickoff Return:</b>	32	Toneo Gulley, Navy
<b>Tackles:</b>	13	Miacah Cooper, ECSU
<b>Sacks:</b>	1.5	Manny Maragoto, Monmouth
<b>TFL:</b>	3.0	Darnell Leslie, Monmouth
<b>Interceptions:</b>	1	JaQuil Johnson, ECSU (TD)
	1	Mason Williams, Penn

## TEAM GAME HIGHS

<b>Rushes:</b>	53	Navy
<b>Yards Rushing:</b>	427	Navy
<b>Yards Per Rush:</b>	8.1	Navy
<b>TD Rushes:</b>	6	Navy
<b>Pass Attempts:</b>	36	ECSU
<b>Pass Completions:</b>	22	Monmouth
<b>Yards Passing:</b>	291	Monmouth
<b>Yards Per Completion:</b>	30.8	Navy
<b>TD Passes:</b>	2	Monmouth
<b>Total Plays:</b>	79	Monmouth
<b>Total Offense:</b>	550	Navy
<b>Yards Per Play:</b>	6.1	Monmouth
<b>Points:</b>	53	Navy
<b>Sacks By:</b>	4	Monmouth
<b>First Downs:</b>	25	Monmouth
<b>Penalties:</b>	9	Monmouth
<b>Penalty Yards:</b>	70	Monmouth
<b>Turnovers:</b>	5	ECSU
<b>Interceptions By:</b>	1	ECSU, Penn

# 2016 BIO UPDATES

**Jordan Allen**

**25** Wide Receiver

Sophomore • 6-2 • 192  
Chestnut Hill, Mass. •  
Thayer Academy



- Has appeared three games
- Has three receptions for 114 yards
- Hauled in an 82-yard scoring strike from Luke Medlock in the win over Elizabeth City State
- Caught one pass for eight yards

versus Penn

- Had one reception for 24 yards at Monmouth

Year	G	Recpt.	Yds.	Avg.	TD	Lg	Avg./G
2015	9	17	322	18.9	1	60	35.8
2016	3	3	114	38.0	1	82	38.0
<b>Total</b>	<b>12</b>	<b>20</b>	<b>436</b>	<b>21.8</b>	<b>2</b>	<b>82</b>	<b>36.3</b>

## Season Highs

Most Receptions: ..... 1, 3x, last at Monmouth

Most Rec. Yards, Game: ..... 82, vs. Elizabeth City State

Longest Reception: ..... 82, vs. Elizabeth City State

## Career Highs

Most Receptions: ..... 5, at Chattanooga (2015)

Most Rec. Yards, Game: ..... 98, vs. Bucknell (2015)

Longest Reception: ..... 82, vs. Elizabeth City State

## Season Highs

Most Pass Attempts: ..... 45, at Navy

Most Completions: ..... 26, at Navy

Most Passing Yards: ..... 302, at Navy

Most Passing TDs: ..... 4, vs. Elizabeth City State

Longest Pass: ..... 54, at Monmouth

## Season Highs

Most Carries, game: ..... 11, at Monmouth

Most Rush Yards, game: ..... 49, at Monmouth

Rushing TDs: ..... 0

Longest Run: ..... 20, at Monmouth

## Career Highs

Most Pass Attempts: ..... 49, at Colgate

Most Completions: ..... 34, at Colgate

Most Passing Yards: ..... 378, at Colgate

Most Passing TDs: ..... 5, vs. Columbia, Monmouth

Longest Pass: ..... 87, vs. Army West Point

## Season Highs

Most Carries, game: ..... 20, vs. Columbia, Holy Cross

Most Rush Yards, game: ..... 115, vs. Holy Cross

Rushing TDs: ..... 1, at Army West Point

Longest Run: ..... 25, at Penn

**Kevin Anderson**

**14** Quarterback

Senior • 6-2 • 215  
Boca Raton, Fla. •  
Boca Raton (Marshall)



- Has started all four games in 2016
- Completed 78 of 139 passes for 972 yards and eight touchdowns
- Also has rushed 34 times for 123 yards
- Second in the Patriot League and 28th in NCAA FCS in passing yards/game (243.0)
- Fourth in Patriot League in passing efficiency (131.0)

ciency (131.0)

- Second in league and 125th in the NCAA FCS in total offense (273.8)

- 28th in the NCAA FCS in passing touchdowns (eighth)

- Completed 26 of 45 passes for 302 yards and one score in season opener at Navy

- Also rushed ten times for 23 yards at Navy

- Completed 18 of 28 passes for 225 yards and four scores in win over Elizabeth City State

- Connected on 18 of 33 passes for 231 yards and one score versus Penn

- Completed 16 of 33 passes for 214 yards and two scores at Monmouth

## Career Rushing Stats

Yr.	G	Att.	Yds.	Avg./Rush	Avg./Game	TD	LG
2014	3	1	5	5.0	1.7	1	5
2015	12	158	341	2.2	28.4	1	25
2016	4	34	123	3.6	30.8	0	20
<b>Total</b>	<b>19</b>	<b>193</b>	<b>469</b>	<b>2.4</b>	<b>24.7</b>	<b>2</b>	<b>25</b>

## Career Passing Stats

Year	G	Comp.-Att.-Int.	Pct.	Yards	TD	LG	Yds/Gm
2014	3	0-0-0	0.0	0	0	0	0.0
2015	12	229-342-10	67.0	3183	32	87	265.2
2016	4	78-139-2	56.1	972	8	57	243.0
<b>Total</b>	<b>19</b>	<b>307-481-12</b>	<b>63.8</b>	<b>4155</b>	<b>40</b>	<b>87</b>	<b>218.7</b>



# 2016 BIO UPDATES

**Nick  
Angeli**

**67**

**Defensive  
Line**

**Junior • 6-1 • 286  
Westfield, N.J. •  
Saint Peter's Prep**



- Has started all four games on the defensive line at tackle
- Has six total total tackles, five solo, including 0.5 for loss
- Made three tackles in season opener at Navy

- Recorded two solo stops at Monmouth

Year	G	UT	AT	TT	TL	Sacks	Int.	PD
2014	2	0	0	0	0-0	0-0	0	0
2015	8	2	4	6	0-0	0-0	0	0
2016	4	5	1	6	0.5-2	0-0	0	0
<b>Total</b>	<b>14</b>	<b>7</b>	<b>5</b>	<b>12</b>	<b>0.5-2</b>	<b>0-0</b>	<b>0</b>	<b>0</b>

## Season Highs

Most Tackles, game: .....3, at Navy

Most TFL, game: .....0.5, at Navy

Most Sacks, game: .....0

## Career Highs

Most Tackles, game: .....5, at Colgate (2015)

Most TFL, game: .....0.5, at Navy

Most Sacks, game: .....0

**David  
Barletta**

**42**

**Linebacker**

**Senior • 6-4 • 220  
New Providence, N.J. •  
New Providence**



- Has started all four games at linebacker in 2016
- Has 17 total tackles, 13 solo, including 2.0 for loss
- Also has one pass breakup, one forced fumble, one fumble recovery

and and one quarterback hurry

- Made six stops, three solo, forced a fumble and recovered a fumble at Monmouth

Year	G	UT	AT	TT	TL	Sacks	Int.	PD
2012	6	1	1	2	0-0	0-0	0	0
2013	DNP-Inj.							
2014	3	1	2	3	0-0	0-0	0	0
2015	12	18	15	33	5.0-6	0-0	1	0
2016	3	9	1	10	1.0-1	0-0	0	1
<b>Total</b>	<b>24</b>	<b>29</b>	<b>19</b>	<b>48</b>	<b>6.0-7</b>	<b>0-0</b>	<b>1</b>	<b>1</b>

## Season Highs

Most Tackles, game: .....8, at Navy

Most TFL, game: .....1.0, at Navy

Most Sacks, game: .....0


## Career Highs

Most Tackles, game: .....7, at Georgetown

Most TFL, game: .....1.0, 4x, last at Navy

Most Sacks, game: .....0

# 2016 BIO UPDATES

**Corey Caddle**


**2**
**Wide Receiver**

**Sophomore • 5-9 • 186**  
**Jersey City, N.J. •**  
**Saint Peter's Prep**

- Has started all four games at wide out for the Rams in 2016
- Fourth on team with ten catches for 66 yards
- Also leads team (and Patriot League) with six punt returns for 69 yards (11.5

average)

- Had two receptions at Navy
- Caught four passes for 40 yards in win over Elizabeth City State
- Made two receptions versus Penn for 15 yards
- Had two catches for eight yards at Monmouth


Year	G	Recpt.	Yds.	Avg.	TD	Lg	Avg./G
2015	12	36	466	12.9	5	71	38.8
2016	4	10	66	6.6	0	13	16.5
<b>Total</b>	<b>16</b>	<b>46</b>	<b>532</b>	<b>11.6</b>	<b>5</b>	<b>71</b>	<b>33.3</b>

## Season Highs

Most Receptions: ..... 4, vs. Elizabeth City State  
 Most Rec. Yards, Game: ..... 40, vs. Elizabeth City State  
 Longest Reception: ..... 13, vs. Elizabeth City State

## Career Highs

Most Receptions: ..... 5, 2x, last at Chattanooga (2015)  
 Most Rec. Yards, Game: ..... 65, at Chattanooga (2015)  
 Longest Reception: ..... 71, at Lafayette (2015)

**Robbie Cantelli**


**26**
**Wide Receiver**

**Senior • 6-0 • 193**  
**Holmdel, N.J. •**  
**Holmdel**

- Had started all four games at wide receiver in 2016
- Second on team with 13 catches for 156 yards and three touchdowns
- Made five catches for 42 yards in season opener at Navy

- Grabbed three passes for 54 yards with two touchdowns against Elizabeth City State
- Had four catches for 48 yards and one touchdown at Monmouth

Year	G	Recpt.	Yds.	Avg.	TD	Lg	Avg./G
2013	0						
2014	13	1	39	39.0	1	39	3.0
2015	8	32	472	14.8	1	49	59.0
2016	4	13	156	12.0	3	38	39.0
<b>Total</b>	<b>25</b>	<b>46</b>	<b>667</b>	<b>14.5</b>	<b>5</b>	<b>49</b>	<b>26.7</b>

## Season Highs

Most Receptions: ..... 5, at Navy  
 Most Rec. Yards, Game: ..... 54, vs. Elizabeth City State  
 Longest Reception: ..... 38, vs. Elizabeth City State

## Career Highs


Most Receptions: ..... 12, at Penn (2015)  
 Most Rec. Yards, Game: ..... 164, at Penn (2015)  
 Longest Reception: ..... 49, vs. Monmouth (2015)

# 2016 BIO UPDATES

**George Dawson**

**6**

**Linebacker**



**Senior • 6-2 • 224  
Bronx, N.Y. •  
Cardinal Hayes**

- Has started all four games at linebacker in 2016
- Leads team with 27 total tackles, 20 solo, including three for loss and one sack
- Leads NCAA FCS with three inter-

ceptions

- Also four pass breakups and one forced fumble
- Tied for seventh in passes defended in the NCAA FCS
- Had three tackles, two solo, including a sack at Navy
- Picked off two passes and notched four solo stops in win over Elizabeth City State
- Made a game-high 12 tackles, eight solo, including one for loss, and intercepted a pass, returning it 40 yards, against Penn
- Finished with eight tackles, six solo, including a tackle for loss, and forced a fumble at Monmouth

Year	G	UT	AT	TT	TL	Sacks	Int.	PD
2013	14	17	3	20	1.0-1	0-0	0	3
2014	14	44	24	68	5.5-13	0.0-0	2	0
2015	12	40	25	65	9.0-44	3.0-28	0	6
2016	4	20	7	27	3.0-13	1.0-6	3	4
<b>Total</b>	<b>44</b>	<b>121</b>	<b>59</b>	<b>180</b>	<b>18.5-71</b>	<b>4.0-34</b>	<b>5</b>	<b>13</b>

## Season Highs

Most Tackles, game: ..... 12, vs. Penn  
 Most TFL, game: ..... 1.0, 3x, last at Monmouth  
 Most Sacks, game: ..... 1.0, vs. Elizabeth City State  
 Most Interceptions, game: ..... 2, 1.0, vs. Elizabeth City State

## Career Highs

Most Tackles, game: ..... 10, 2x, last vs. Bucknell (2015)  
 Most TFL, game: ..... 2.0, 2x, last vs. Bucknell (2015)  
 Most Sacks, game: ..... 2.0, vs. Bucknell (2015)  
 Most Interceptions, game: ..... 2, 1.0, vs. Elizabeth City State

**Chase Edmonds**

**22**

**Running Back**



**Junior • 5-9 • 205  
Harrisburg, Pa. •  
Central Dauphin East**

- 2016 Patriot League Preseason Offensive Player of the Year
- Also named preseason All-America
- Set school record for most touchdowns scored in a career (53)
- Has started all four games at running back in 2016

- Set school career touchdown (58) and rushing touchdown (51) records in 2016
- Second on the Fordham career rushing list with 4,071 yards
- Has carried 88 times for 585 yards and eight touchdowns
- Also has eight receptions for 117 yards and one score
- Leads the NCAA FCS in rushing average (146.3)
- Leads the league and fifth in the NCAA FCS in all-purpose yards/game (175.50)
- Carried 18 times for 70 yards and caught two passes for 25 yards in season opener at Navy
- Rushed 16 times for 155 yards with one score in win over Elizabeth City State
- Carried 29 times for 152 yards and three touchdowns and caught four passes for 49 yards and one score versus Penn
- Rushed 25 times for 208 yards and four scores at Monmouth

Yr.	G	Att.	Yds.	Avg./Rush	Avg./Game	TD	LG
2014	14	294	1838	6.3	131.3	23	91
2015	11	251	1645	6.6	149.4	20	75
2016	4	88	585	6.6	146.2	8	77
<b>Totals</b>	<b>30</b>	<b>633</b>	<b>4068</b>	<b>6.4</b>	<b>135.6</b>	<b>51</b>	<b>91</b>

Year	G	Recpt.	Yds.	Avg.	TD	Lg	Avg./G
2014	14	19	121	6.4	1	36	8.4
2015	12	31	383	12.4	5	87	34.8
2016	4	8	117	14.6	1	38	29.2
<b>Total</b>	<b>30</b>	<b>58</b>	<b>621</b>	<b>10.7</b>	<b>7</b>	<b>87</b>	<b>20.7</b>

Most Carries, game: ..... 29, vs. Penn  
 Most Rush Yards, game: ..... 208, at Monmouth  
 Rushing TDs: ..... 4, at Monmouth  
 Longest Run: ..... 77, at Monmouth

## Career Highs

Most Carries, game: ..... 32, at Lehigh (2014)  
 Most Rush Yards, game: ..... 347, vs. Lehigh (2015)  
 Rushing TDs: ..... 5, at Lehigh (2014)  
 Longest Run: ..... 87, vs. Rhode Island (2014)

## Season Highs

Most Receptions: ..... 4, vs. Penn  
 Most Rec. Yards, Game: ..... 49, vs. Penn  
 Longest Reception: ..... 22, vs. Penn

## Career Highs

Most Receptions: ..... 6, at Army West Point (2015)  
 Most Rec. Yards, Game: ..... 140, at Army West Point (2015)  
 Longest Reception: ..... 87, at Army West Point (2015)



# 2016 BIO UPDATES

## Noah Fitzgerald

# 7

**Linebacker**



**Sophomore • 6-0 • 212**  
**Glen Burnie, Md. •**  
**Old Mill**

- Has started all four games at linebacker in 2016
- Recorded 20 total tackles, 13 solo
- Second on team lead with 3.0 tackles for loss
- Also has 1.5 sacks, four fumble

recoveries and one forced fumble

- Tied for NCAA FCS lead with four fumble recoveries
- Opened season with four stops, three solo, including two for loss and one sack, at Navy
- Had two solo tackles and returned a fumble recovery nine yards for a score against Elizabeth City State
- Finished with five stops, two solo, including 0.5 sacks, recovered a fumble and forced a fumble in the win over Penn
- Made nine tackles, six solo, and recovered two fumbles at Monmouth

Year	G	UT	AT	TT	TL	Sacks	Int.	PD
2015	10	7	7	14	0-0	0-0	1	0
2016	4	13	7	20	3.0-16	1.5-13	0	0
<b>Total</b>	<b>14</b>	<b>20</b>	<b>14</b>	<b>34</b>	<b>3.0-16</b>	<b>1.5-13</b>	<b>1</b>	<b>0</b>

### Season Highs

Most Tackles, game: ..... 9, at Monmouth  
 Most TFL, game: ..... 2.0, at Navy  
 Most Sacks, game: ..... 1.0, at Navy

### Career Highs

Most Tackles, game: ..... 9, at Monmouth  
 Most TFL, game: ..... 2.0, at Navy  
 Most Sacks, game: ..... 1.0, at Navy

## Marcus Fulmore

# 23

**Defensive Back**



**Senior • 5-9 • 194**  
**Burlington, N.J. •**  
**The Pennington School**

- Has appeared in four games in defensive back in 2016
- Has four solo tackles on the year
- Recorded three solo stops tackles in win over Elizabeth City State

Year	G	UT	AT	TT	TL	Sacks	Int.	PD
2013	3	2	0	2	0-0	0-0	0	1
2014	13	12	5	17	0-0	0-0	0	3
2015	5	17	4	21	1.0-1	0-0	1	3
2016	4	4	0	4	0-0	0-0	0	0
<b>Total</b>	<b>25</b>	<b>35</b>	<b>9</b>	<b>44</b>	<b>1.0-1</b>	<b>0-0</b>	<b>1</b>	<b>7</b>

### Season Highs

Most Tackles, game: ..... 3, vs. Elizabeth City State  
 Most TFL, game: ..... 0  
 Most Sacks, game: ..... 0

### Career Highs

Most Tackles, game: ..... 6, at Lafayette (2015)  
 Most TFL game: ..... 1.0, at Lafayette (2015)  
 Most Sacks, game: ..... 0


# 2016 BIO UPDATES

**Ty**  
**Green**

**57**

**Defensive**  
**Line**

**Junior • 6-4 • 261**  
**Ashland, Ohio N.J. •**  
**Ashland**



- Started all four games on the defensive line in 2016
- Has 12 total tackles, eight solo, including 2.0 for loss and 1.5 sacks
- Made three solo stops at Navy
- Finished with five tackles, two solo, including 1.5 sacks, in Penn win

- Made four stops, three solo, including 0.5 for loss at Monmouth

Year	G	UT	AT	TT	TFL	Sacks	Int.	PD
2014	DNP-Injury							
2015	9	5	2	7	2.5-5	1.0-3	0	0
2016	4	8	4	12	2.0-9	1.5-8	0	0
<b>Total</b>	<b>13</b>	<b>13</b>	<b>6</b>	<b>19</b>	<b>4.5-14</b>	<b>2.5-11</b>	<b>0</b>	<b>0</b>

## Season Highs

Most Tackles, game: .....5, vs. Penn

Most TFL, game: .....1.5, vs. Penn

Most Sacks, game: .....1.5, vs. Penn

## Career Highs

Most Tackles, game: .....5, vs. Penn

Most TFL, game: .....1.5, vs. Penn


Most Sacks, game:.....1.5, vs. Penn

**Caleb**  
**Ham**

**31**

**Defensive**  
**Back**

**Junior • 6-1 • 192**  
**McDonough, Ga. •**  
**Union Grove**



- Has started all four games at free safety for the Rams in 2016
- Second on team with 26 total tackles, 14 solo
- Also has two pass breakups
- Opened season with seven tackles at

Navy, two solo

- Made three solo stops and broke up a pass in the win over Elizabeth City State

- Recorded three solo tackles in win over Penn

- Made a career-high 13 stops, six solo, and broke up a pass at Monmouth

Year	G	UT	AT	TT	TL	Sacks	Int.	PD
2014	11	2	6	8	0-0	0-0	0	0
2015	11	36	9	45	1.0-2	0-0	3	5
2016	4	14	12	26	0-0	0-0	0	2
<b>Total</b>	<b>26</b>	<b>52</b>	<b>27</b>	<b>79</b>	<b>1.0-2</b>	<b>0-0</b>	<b>3</b>	<b>7</b>

## Season Highs

Most Tackles, game: ..... 13, at Monmouth

Most TFL, game: ..... 0

Most Interceptions, game: ..... 0

## Career Highs

Most Tackles, game: .....13, at Monmouth

Most TFL, game: ..... 1.0, vs. Villanova

Most Interceptions, game: ..... 2, vs. Lehigh

# 2016 BIO UPDATES

**Antonio Jackson**

**35** Defensive Back

Sophomore • 6-2 • 183  
Leesburg, Va. • Loudon County



- Has appeared in all four games in the defensive backfield in 2016
- Has 15 total tackles on the year, eleven solo, including one for loss
- Made a team-high five tackles in the win over Elizabeth City State

- Recorded four stops, two solo, in Penn win
- Finished with five tackles, three solo, including one for loss, at Monmouth

Year	G	UT	AT	TT	TL	Sacks	Int.	PD
2015	11	11	4	15	0-0	0-0	0	1
2016	4	11	4	15	1.0-2	0-0	0	0
<b>Total</b>	<b>15</b>	<b>22</b>	<b>8</b>	<b>30</b>	<b>1.00-2</b>	<b>0-0</b>	<b>0</b>	<b>1</b>

## Season Highs

Most Tackles, game: .....5, 2x, last at Monmouth  
Most TFL, game: ..... 1.0, at Monmouth  
Most Interceptions, game: ..... 0

## Career Highs

Most Tackles, game: .....5, 2x, last at Monmouth  
Most TFL, game: .....1.0, at Monmouth  
Most Interceptions, game: ..... 0

**Tyler Long**

**34** Defensive Back

Sophomore • 6-2 • 203  
New Reigel, Ohio • Tiffin Calvert



- Has appeared in all four games in the defensive backfield in 2016
- Has six total tackles on the year, four solo
- Also picked off a pass
- Made four total tackles, three solo,

and returned an interception 41 yards in win over Elizabeth City State

Year	G	UT	AT	TT	TL	Sacks	Int.	PD
2015	6	2	2	4	0-0	0-0	0	0
2016	4	4	2	6	0-0	0-0	1	0
<b>Total</b>	<b>10</b>	<b>6</b>	<b>4</b>	<b>10</b>	<b>0-0</b>	<b>0-0</b>	<b>1</b>	<b>0</b>

## Season Highs

Most Tackles, game: ..... 4, vs. Elizabeth City State  
Most TFL, game: ..... 0  
Most Interceptions, game: ..... 1, vs. Elizabeth City State

## Career Highs

Most Tackles, game: .....4, vs. Elizabeth City State  
Most TFL, game: ..... 0  
Most Interceptions, game: ..... 1, vs. Elizabeth City State



# 2016 BIO UPDATES

**Austin Longi**

**5**

**Wide Receiver**

**Sophomore • 5-8 • 150  
Stamford, Conn. •  
Greenwich, Va.**



- Has appeared in all four games at wide receiver in 2016
- Leads team with 20 receptions for 301 yards and three touchdowns
- Opened season with seven receptions for 64 yards at Navy

- Caught four passes for 39 yards and two scores in win over Elizabeth City State
- Made four catches for 92 yards in the win over Penn
- Grabbed five passes for 106 yards and one score at Monmouth

Year	G	Recpt.	Yds.	Avg.	TD	Lg	Avg./G
2015	12	34	463	13.6	6	45	38.6
2016	4	20	301	15.1	3	57	75.2
<b>Total</b>	<b>16</b>	<b>54</b>	<b>764</b>	<b>14.1</b>	<b>9</b>	<b>57</b>	<b>47.8</b>

## Season Highs

Most Receptions: ..... 7, at Navy  
Most Rec. Yards, Game: ..... 106, at Monmouth  
Longest Reception: ..... 57, vs. Penn

## Career Highs

Most Receptions: ..... 10, at Colgate (2015)  
Most Rec. Yards, Game: ..... 107, at Colgate (2015)  
Longest Reception: ..... 57, vs. Penn

**Jonathan Lumley**

**13**

**Wide Receiver**

**Sophomore • 6-4 • 187  
Roslindale, Mass. •  
St. George's**



- Has appeared in two games at wide receiver in 2016
- Has five receptions for 86 yards
- Hauled in three passes for 60 yards in season opener at Navy
- Recorded two catches for 26 yards in

win over Elizabeth City State

Year	G	Recpt.	Yds.	Avg.	TD	Lg	Avg./G
2015	11	19	263	13.8	3	43	23.9
2016	2	5	86	17.2	0	44	43.0
<b>Total</b>	<b>13</b>	<b>24</b>	<b>349</b>	<b>14.5</b>	<b>3</b>	<b>44</b>	<b>26.8</b>

## Season Highs

Most Receptions: ..... 3, at Navy  
Most Rec. Yards, Game: ..... 60, at Navy  
Longest Reception: ..... 44, at Navy

## Career Highs

Most Receptions: ..... 4, 2x, last at Georgetown (2015)  
**Most Rec. Yards, Game: ..... 60, at Navy**  
**Longest Reception: ..... 44, at Navy**

# 2016 BIO UPDATES

**Dylan Mabin**

**8**

**Defensive Back**

**Sophomore • 6-1 • 185  
Macedonia, Ohio •  
Nordonia**



- Has started all four games at corner back in 2016
- Fourth on team with 20 total tackles, 16 solo
- Also has one pass breakup
- Finished with five stops, four solo, at

Navy

- Made two solo tackles in the win over Elizabeth City State
- Recorded a career-high nine tackles, six solo, in win over Penn
- Finished with four solo stops at Monmouth

Year	G	UT	AT	TT	TL	Sacks	Int.	PD
2015	11	13	2	15	0-0	0-0	0	7
2016	4	16	4	20	0-0	0-0	0	0
<b>Total</b>	<b>15</b>	<b>29</b>	<b>6</b>	<b>35</b>	<b>0-0</b>	<b>0-0</b>	<b>0</b>	<b>7</b>

## Season Highs

Most Tackles, game: ..... 9, vs. Penn

Most TFL, game: ..... 0

Most Interceptions, game: ..... 0

## Career Highs

Most Tackles, game: ..... 9, vs. Penn

Most TFL, game: ..... 0

Most Interceptions, game: ..... 0

**Phazahn Odom**

**15**

**Tight End**

**Senior • 6-8 • 250  
Barnwell, S.C. •  
Barnwell**



- Named Preseason All-Patriot League and All-America
- Has started all four games at tight end in 2016
- Third in career touchdown receptions by a tight end in school history (8)

- Has eight catches for 108 yards with one score in 2016

- Opened season with three receptions for 66 yards with one

touchdown at Navy

- Had three catches for 23 yards at Monmouth

Year	G	Recpt.	Yds.	Avg.	TD	Lg	Avg./G
2012		DNP-Inj.					
2013	4	0	0	0.0	0	0	0.0
2014	12	5	56	11.2	0	17	4.7
2015	12	37	492	13.3	7	41	41.0
2016	4	8	108	13.5	1	34	27.0
<b>Total</b>	<b>32</b>	<b>50</b>	<b>656</b>	<b>13.1</b>	<b>8</b>	<b>41</b>	<b>20.5</b>

## Season Highs

Most Receptions: ..... 3, 2x, last at Monmouth

Most Rec. Yards, Game: ..... 66, at Navy

Longest Reception: ..... 34, at Navy

## Career Highs

Most Receptions: ..... 6, 2x, last at Chattanooga (2015)

Most Rec. Yards, Game: ..... 94, vs. Columbia (2015)

Longest Reception: ..... 41, vs. Columbia (2015)

# 2016 BIO UPDATES

**Joe  
Pavlik**

**19 Punter**

**Senior • 5-11 • 181  
Chicago, Ill. •  
Mount Carmel**



- Started all four games at punter for the Rams in 2016
- Has appeared in all 44 games in his Fordham career
- Punted nine times for 368 yards (40.9 yards/punt)
- Placed four of his nine punts inside the 20

- Has a long punt of 63 yards (vs. Penn)

**Kendall  
Pearcey**

**3 Running  
Back**

**Senior • 5-10 • 200  
Lutz, Fla. •  
Steibrenner**



- Has appeared in all four games at running back and on special teams in 2015
- Rushed 33 times for 265 yards with two touchdowns
- Also caught one pass for one yard

and returned four kickoffs for 42 yards

- Carried eight times for 69 yards in season opener at Navy
- Rushed 12 times for 115 yards and two scores in win over Elizabeth City State, his second career 100-yard game
- Gained 54 yards on seven carries at Monmouth

## Career Rushing

Yr.	G	Att.	Yds.	Avg./Rush	Avg./Game	TD	LG
2013	6	18	85	4.7	14.2	2	18
2014	14	87	592	6.8	42.3	6	57
2015	9	22	134	6.1	13.4	2	29
2016	4	33	265	8.0	66.2	2	41
<b>Totals</b>	<b>33</b>	<b>160</b>	<b>1076</b>	<b>6.7</b>	<b>32.6</b>	<b>12</b>	<b>57</b>

## Career Receiving

Year	G	Recpt.	Yds.	Yds/Recpt.	Yds/Game	TD	LG
2013	6	0	0	0.0	0.0	0	0
2014	14	15	142	9.5	10.1	0	21
2015	9	3	46	15.3	4.6	0	25
2016	4	1	1	1.0	0.5	0	1
<b>Totals</b>	<b>33</b>	<b>19</b>	<b>189</b>	<b>9.9</b>	<b>5.7</b>	<b>0</b>	<b>25</b>

## Season Highs

Most Carries, game: .....12, vs. Elizabeth City State  
 Most Rush Yards, game: .....115, vs. Elizabeth City State  
 Rushing TDs: .....2, vs. Elizabeth City State  
 Longest Run: .....41, at Navy

## Career Highs

Most Carries, game: .....17, at Lehigh (2014)  
**Most Rush Yards, game: .....115, vs. Elizabeth City State**  
 Rushing TDs: .....3, vs. Georgetown (2014)  
 Longest Run: .....57, at Lehigh (2014)

## Season Highs

Most Receptions: .....1, vs. Elizabeth City State  
 Most Rec. Yards, Game: .....1, vs. Elizabeth City State  
 Longest Reception: .....1, vs. Elizabeth City State

## Career Highs

Most Receptions: .....3, 2x, last Georgetown (2014)  
 Most Rec. Yards, Game: .....33, vs. Rhode Island (2014)  
 Longest Reception: .....25, at Lafayette (2015)



# 2016 BIO UPDATES

**Jihaad  
Pretlow**

**24** **Defensive  
Back**

**Senior • 5-11 • 195**  
**Elizabeth, N.J. •**  
**Blair Academy (Temple)**



- Named Preseason All-Patriot League
- Has started all four games in the defensive backfield in 2016
- Has 20 total tackles, 16 solo
- Also has a team-high seven pass breakups

- Tied for eight in the NCAA FCS in passes defended/game (1.8)
- Returned two kickoffs for 30 yards
- Made three stops, two solo, in season opener at Navy
- Finished with two solo tackles and broke up four passes in win over Elizabeth City State
- Recorded eight stops, seven solo, and broke up two passes in win over Penn
- Made seven tackles, five solo, and broke up a pass at Monmouth

Year	G	UT	AT	TT	TL	Sacks	Int.	PD
2015	12	48	19	67	3.0-8	0-0	2	12
2016	4	16	4	20	0-0	0-0	0	7
<b>Totals</b>	<b>16</b>	<b>64</b>	<b>23</b>	<b>87</b>	<b>3.0-8</b>	<b>0-0</b>	<b>2</b>	<b>19</b>

## Season Highs

Most Tackles, game: .....8, vs. Penn  
Most Interceptions, game: ..... 0  
Most Passes Defended, game: .....4, vs. Elizabeth City State


## Career Highs

Most Tackles, game: ..... 13, vs. Columbia (2015)  
Most Interceptions, game: ..... 1, 2x, last vs. Holy Cross (2015)  
Most Passes Defended, game: ..... 4, vs. Elizabeth City State

**Makay  
Redd**

**17** **Kicker**

**Senior • 6-0 • 210**  
**Alamo, Calif. •**  
**Monte Vista**



- Named Preseason All-Patriot League
- Has appeared in all four games as placekicker in 2016
- Connected on six of his seven field goal attempts and 21 of his 22 PATs
- Set school and Patriot League record

- with eleven PATs in Elizabeth City State win
- Leads Patriot League and fifth in the NCAA FCS in field goals per game (1.50)
- Second in league and 15th in NCAA FCS in field goal percentage (0.857)
- Also second in the Patriot League, and 16th in the NCAA FCS, in scoring (9.8 points per game)
- Booted three field goals (23, 30 and 31 yards) at Navy, his first career three-field goal game
- Named Patriot League Special Teams Player of the Week following Navy game
- Besides the eleven PATs, also connected on two field goals in win over Elizabeth City State
- Booted a 22-yard field goal in win over Penn

Year	FG	Pct.	1-19	20-29	30-39	40-49	50+	Lg
2015	8-12	75.0	0-0	3-3	4-5	0-3	1-1	54
2016	6-7	85.7	0-0	2-2	3-3	1-2	0-0	42
<b>Totals</b>	<b>14-19</b>	<b>73.7</b>	<b>0-0</b>	<b>5-5</b>	<b>7-8</b>	<b>1-5</b>	<b>1-1</b>	<b>54</b>

# 2016 BIO UPDATES

**Max  
Roberts**

**44 Linebacker**

**Freshman • 6-1 • 222  
Delaware, Ohio •  
Delaware Hayes (Salisbury)**



- Has appeared in all four games at linebacker in 2016
- Third on team with 23 total tackles, 14 solo
- Also has 4.0 for loss, 3.0 sacks, three forced fumbles and three quarterback hurries

- Named Patriot League Rookie of the week following Penn game
- Made ten tackles, five solo, against Penn, including three sacks
- Also forced two fumbles and had two quarterback hurries versus Penn
- Opened season by making three tackles, two solo, at Navy
- Made three stops, two solo, including one for loss and forced a fumble in win over Elizabeth City State
- Finished with seven tackles, five solo, and recovered a fumble at Monmouth

Year	G	UT	AT	TT	TL	Sacks	Int.	PD
2016	3	14	9	23	4.0-16	3.0-11	0	0

## Season Highs

Most Tackles, game: .....10, vs. Penn  
Most TFL, game: .....3.0, vs. Penn  
Most Sacks, game: .....3.0, vs. Penn

**Justin  
Vaughn**

**91 Defensive  
Line**

**Senior • 6-5 • 287  
Hamilton, Ont. •  
Niagara Academy**



- Has started all four games on the defensive line in 2016
- Has eleven total tackles, seven solo
- Also has 2.0 tackles and also has one sack
- Made five tackles, four solo, in the opener at Navy

- Finished with three stops, two solo, including two for loss and one sack in win over Elizabeth City State

Year	G	UT	AT	TT	TL	Sacks	Int.	PD
2014	13	14	10	24	6.0-15	1.0-6	0	0
2015	12	8	10	18	4.0-14	2.5-12	0	0
2016	4	8	3	11	2.0-8	1.0-6	0	0
<b>Total</b>	<b>29</b>	<b>30</b>	<b>23</b>	<b>53</b>	<b>12.0-37</b>	<b>4.5-24</b>	<b>0</b>	<b>0</b>

## Season Highs

Most Tackles, game: .....5, at Navy  
Most TFL, game: .....2.0, vs. Elizabeth City State  
Most Sacks, game: .....1.0, vs. Elizabeth City State

## Career Highs

Most Tackles, game: .....5, 2x, last vs. Navy  
Most TFL, game: ..... 2.0, 2x, last vs. Elizabeth City State  
Most Sacks, game: ..... 1.5, at Lafayette (2015)

# 2016 BIO UPDATES

**Brandon  
Weir**

**48** **Defensive  
Line**

**Senior • 6-3 • 238**  
**Poughkeepsie, N.Y. •**  
**Poughkeepsie**



- Has started all four games on the defensive line in 2016
- Has eleven total tackles, six solo
- Also has 2.5 for loss and 1.5 sacks and one forced fumble
- Made three tackles, one solo, including 0.5 sacks, in season opener at

Navy

- Recorded one solo stop, a sack, in the win over Elizabeth City State
- Finished with three tackles, one solo, in Penn win
- Made four tackles, three solo, including one for loss, at Monmouth

Year	G	UT	AT	TT	TL	Sacks	Int.	PD
2013	0	0	0	0	0-0	0-0	0	0
2014	4	1	1	2	0-0	0-0	0	0
2015	10	8	5	13	4.0-11	2.0-8	0	1
2016	4	6	5	11	2.5-10	1.5-9	0	0
<b>Totals</b>	<b>18</b>	<b>15</b>	<b>11</b>	<b>26</b>	<b>6.5-21</b>	<b>3.5-17</b>	<b>0</b>	<b>0</b>

## Season Highs

Most Tackles, game: ..... 4, at Monmouth  
Most TFL, game: ..... 1.0, 2x, last at Monmouth  
Most Sacks, game: ..... 1.0, vs. Elizabeth City State

## Career Highs

Most Tackles, game: .....4, at Monmouth  
Most TFL, game: ..... 2.0, at Lafayette (2015)  
Most Sacks, game: ..... 1.0, 3x, last vs. Elizabeth City State