



# 2014 FORDHAM UNIVERSITY FOOTBALL NOTES

Fordham University Sports Information Office: Joe DiBari, Director of Sports Information Website: [www.fordhamsports.com](http://www.fordhamsports.com)  
Office: 718-817-4240; Cell: 917-539-5061; FAX: 718-817-4244; E-Mail: [dibari@fordham.edu](mailto:dibari@fordham.edu)

## 2014 Fordham Schedule (10-2, 6-0)

Date	Opponent	Time
Aug. 30	SAINT FRANCIS (Pa.)	52-23, W
Sept. 6	at #10/7 Villanova	50-6, L
Sept. 13	RHODE ISLAND	54-7, W
Sept. 20	at Columbia	49-7, W
Sept. 27	at Holy Cross*	45-16, W
Oct. 3	LAFAYETTE*	42-18, W
Oct. 11	PENN.	60-22, W
Oct. 25	at Lehigh*	48-27, W
Nov. 1	COLGATE*	37-13, W
Nov. 7	at Bucknell*	30-27 (ot), W
Nov. 15	GEORGETOWN*	52-7, W
Nov. 22	at Army	42-31, L
Nov. 29	SACRED HEART#	12:00 p.m.

\* - Patriot League game  
# - NCAA FCS Championship

## 2014 Sacred Heart Schedule (9-2)

Date	Opponent	Time
Aug. 30	MARIST	28-7, W
Sept. 6	LAFAYETTE	27-14, W
Sept. 13	ASSUMPTION	44-14, W
Sept. 20	BUCKNELL	36-20, L
Oct. 4	at Delaware	10-7, W
Oct. 11	ROBERT MORRIS*	52-13, W
Oct. 18	at Duquesne*	23-20, W
Oct. 25	SAINT FRANCIS (Pa.)*	30-27, L
Nov. 1	at Wagner*	23-7, W
Nov. 8	at Central Conn. State*	35-27, W
Nov. 15	BRYANT*	14-7, W
Nov. 29	at Fordham#	12:00 p.m.

\* - NEC game  
# - NCAA FCS Championship



Game  
13

**NCAA FCS Championship**  
**#23 SACRED HEART UNIV.**  
**“PIONEERS” (9-2)**  
at  
**#9/12 FORDHAM UNIVERSITY**  
**“RAMS” (10-2)**  
*Saturday, November 29, 2014 - 12:00 p.m.*  
*Jack Coffey Field, Bronx, N.Y.*  
*Radio: WFUV-FM (90.7 FM/wfuv.org)/TV: ESPN3*

### Ram Rants...

\* The Fordham University Rams open the 2014 NCAA FCS Championship by hosting the Sacred Heart University Pioneers on Jack Coffey Field on Saturday, November 29 at 12:00 p.m. The game will be broadcast live on ESPN3 with Bob Picozzi (p-b-p) and Matt Chatham (color) announcing. The game will also be broadcast live on WFUV (90.7 FM) and on the internet at [www.wfuv.org](http://www.wfuv.org)  
- #9/12 Fordham enters the game off a 42-31 loss at Army last Saturday  
- Sacred Heart enters the game after a 14-7 win over Bryant in Fairfield on November 15

\* The game will be the second meeting between Fordham and Sacred Heart  
- The Rams won the first matchup, 37-27, in the first round of the 2013 NCAA FCS Championships on Jack Coffey Field.

\* Edmonds a finalist for Payton and Rice Awards  
- Freshman running back Chase Edmonds is lone freshman to be a finalist for both the NCAA FCS Offensive Player of the Year and Rookie of the Year awards  
- Edmonds is third in the NCAA FCS in rushing touchdowns (21) and is eighth in all-purpose yards/game, averaging 165.50 yards/game, while also ranking sixth in rushing yards (1,539) and eighth in rushing yards/game (128.3)

\* Nebrich and Edmonds win major Patriot League Awards  
- Nebrich named Offensive Player of the Year for second straight year, Edmonds named Rookie of the Year  
- 15 Rams named First Team All-Patriot League, five more to Second Team  
- Fordham sets records for most All-Patriot League selections and most First Team picks



[www.patriotleague.org](http://www.patriotleague.org)

# The Patriot League

## 2014 STANDINGS

	League			Overall		
	W	L	Pct.	W	L	Pct.
<b>Fordham</b>	<b>6</b>	<b>0</b>	<b>1.000</b>	<b>10</b>	<b>2</b>	<b>.833</b>
Bucknell	4	2	.667	8	3	.727
Lafayette	3	3	.500	5	6	.454
Colgate	3	3	.500	5	7	.417
Holy Cross	2	4	.333	4	8	.333
Lehigh	2	4	.333	3	8	.273
Georgetown	1	5	.167	3	8	.273

This Week in the Patriot League:

**Sacred Heart at Fordham, 12:00 p.m.**  
NCAA FCS Championship

## Fordham's 2014 Patriot League

### Stat Leaders

Rushing	Yards/Game	Rank
Chase Edmonds	128.2	1st

Passing	Pass Yards/Game	Rank
Mike Nebrich	301.5	1st

Pass Eff.	Rating	Rank
Mike Nebrich	161.2	1st

Receptions	Recpt./Game	Rank
Brian Wetzel	6.5	1st
Tebucky Jones, Jr.	5.6	2nd
Sam Ajala	5.2	T4th

Receiving Yards	Yards/Game	Rank
Brian Wetzel	87.2	2nd
Sam Ajala	86.6	3rd
Tebucky Jones, Jr.	83.2	4th

Total Offense	Yards/Game	Rank
Michael Nebrich	298.0	1st

All-Purpose Yards	Yards/Game	Rank
Chase Edmonds	165.5	2nd

Scoring	Pts/Game	Rank
Chase Edmonds	11.0	1st
Michael Marando	8.8	2nd

Field Goals	FG/Game	Rank
Michael Marando	1.33	1st

Punt Return	Yards/Return	Rank
Brian Wetzel	11.0	1st

Sacks	Sack/Game	Rank
Brett Biestek	0.96	3rd

TFL	TFL/Game	Rank
Brett Biestek	1.50	2nd

### TEAM

Scoring Offense	42.2 ppg	1st
Scoring Defense	21.6 ppg	1st
Rushing Offense	174.7 yards/game	2nd
Pass Offense	321.8 yards/game	1st
Total Offense	506.4 yards/game	1st
Rushing Defense	176.4 yards/game	4th
Passing Defense	149.9 yards/game	1st
Total Defense	326.3 yards/game	2nd

# RAMS IN THE NCAA FCS CHAMPIONSHIP

Fordham is making its fourth appearance in the NCAA FCS Championship, having advanced to the second round in two of the three previous appearances.



### 2002

Fordham 29, Northeastern 24  
Villanova 24, Fordham 10

### 2013

Fordham 37, Sacred Heart 27  
Towson 48, Fordham 28

### 2007

Massachusetts 49, Fordham 35

**THE GAME:** The Fordham University Rams open the 2014 NCAA FCS Championship by hosting the Sacred Heart University Pioneers on Jack Coffey Field on Saturday, November 29, at 12:00 p.m. The game will be broadcast live on ESPN3 with Bob Picozzi (p-b-p) and Matt Chatham (color) announcing and broadcast live on WFUV (90.7 FM) and WFUV.org.

#9/12 Fordham, 10-2 overall, enters the game after a 42-31 loss at Army last Saturday. #ARV/23 Sacred Heart enters the game with a 9-2 overall record after a 14-7 win over Bryant in Fairfield on November 15.

**THE SERIES:** This will be the second meeting between Fordham and Sacred Heart on the gridiron... The Rams won the first matchup, 37-27, in the first round of the 2013 NCAA FCS Championship last November on Jack Coffey Field as Mike Nebrich completed 32 of 51 passes for 413 yards and three touchdowns.

**FORDHAM HEAD COACH – JOE MOORHEAD:** The Rams will be led into the game by third-year head coach **Joe Moorhead (Fordham '96)**. The 2013 Patriot League Coach of the Year is 28-9 overall as a head coach.

Moorhead is believed to be the first former Patriot League player to become a head coach of a Patriot League school. He is also the first Fordham graduate to lead the Rams since Jim Lansing coached the club teams at Fordham from 1965-69 and then brought the Rams back to varsity status in 1970.

After going 6-5 in his first year in 2012, Moorhead led the Rams to unprecedented success last fall, guiding the team to a 12-2 overall record and an appearance in the NCAA FCS Championship, advancing to the second round of the championship for just the second time in school history. Fordham won the first ten games of the year for the first time in school history and was ranked as high as fifth in the NCAA FCS polls, Fordham's highest-ever ranking on the FCS level. The Rams set a school record for most wins in a season in the modern era (since 1920) and accomplished a plethora of firsts, including the first win over an NCAA FBS team (Temple), the first win over a top-ten ranked NCAA FCS team on Jack Coffey Field (Villanova) and the school's first ever home NCAA FCS championship win on Jack Coffey Field (Sacred Heart).

For his accomplishments, Moorhead was named the 2013 Patriot League Coach of the Year, the 2013 AFCA Regional Co-Coach of the Year and a finalist for both the Eddie Robinson Award as the NCAA FCS national Coach of the Year and the Liberty Mutual Coach of the Year Award.

Under Moorhead, a former Fordham quarterback, the Rams' offense led the NCAA FCS in pass completion percentage, was third in passing offense and first downs and seventh in total offense. Fordham also became the first



## RAMS AMONG FCS LEADERS

Over the past two years, the Fordham University football squad is third in the NCAA FCS in overall wins with 22 and third in winning percentage at .846 (22-4).



<u>WINS - PAST TWO YEARS</u>	<u>WIN % - PAST TWO YEARS</u>
North Dakota State.....26	North Dakota State.....0.963 (26-1)
Coastal Carolina.....23	Coastal Carolina.....0.852 (23-4)
<b>Fordham .....22</b>	<b>Fordham .....0.846 (22-4)</b>
Eastern Washington.....22	Eastern Washington.....0.815 (22-5)
Jacksonville State.....21	Jacksonville State.....0.808 (21-5)
New Hampshire .....20	Sacred Heart.....0.792 (19-5)
SE Louisiana .....20	New Hampshire .....0.769 (20-6)
	SE Louisiana .....0.769 (20-6)

team in NCAA history to have a 4,000-yard passer, three 1,000-yard receivers and a 1,000-yard rusher.

Moorhead arrived at Fordham with 14 years of collegiate coaching experience, most recently as the offensive coordinator and quarterbacks coach at the University of Connecticut where he coached the previous three years. He served as the offensive coordinator in 2009 and 2010, leading an offensive unit that was second in the BIG EAST Conference in scoring offense and rushing offense in 2010, as the Huskies won the conference title and appeared in the Fiesta Bowl against Oklahoma. Following the season, running back Jordan Todman was named Second Team All-America and BIG EAST Offensive Player of the Year. Additionally, two other offensive players were named First Team All-BIG EAST with Todman (San Diego/sixth round) and Anthony Sherman (Arizona/fifth round) being selected in the NFL draft. In 2009, the UConn offense finished the season as the third most productive offense in the BIG EAST, second in scoring, and Moorhead was nominated for the Frank Broyles Award, presented annually to the Top Assistant Coach in the NCAA FBS. The Huskies finished the season 8-5 and defeated South Carolina in the PapaJohns.com Bowl.

Prior to his stay at Connecticut, Moorhead served as an assistant coach at Akron for five years (2004-2008), the final two as the offensive coordinator. In 2008, Akron was one of 17 schools nationally to be ranked among the top 50 in rushing offense (45th at 165.7 yards per game), passing offense (46th at 231.50), total offense (40th at 396.97) and scoring offense (36th at 30.0 points per game). Moorhead was responsible for devising, installing and implementing a “multiple-no huddle” offensive scheme for the Zips.

Akron was the most improved school in the nation in 2008 year in terms of total offense and was the sixth-most improved in scoring offense. In the Mid-American Conference, Akron was third in points per game and turnover margin (plus 0.5) and fourth in rushing yards per game.

As a collegiate performer at Fordham, he was a three-year starter at quarterback and was a team captain as a senior. He was a second team All-Patriot League pick as a senior and finished 13<sup>th</sup> nationally in total offense.

Moorhead is 1-0 versus Sacred Heart.

**SACRED HEART HEAD COACH – MIKE NOFRI:** Sacred Heart’s **Mike Nofri (Keene State ‘93)** is in his third season as the head coach of the Pioneers. He has a 21-14 overall record in his three years year at Sacred Heart, including a 9-2 mark this fall.

After serving as Sacred Heart’s interim coach in 2012, Coach Nofri took over as permanent Head Coach in 2013 and led the Pioneers to a 10-2 regular season and the 2013 Northeast Conference Championship. On the strength of a regular season win over Duquesne, the Pioneers earned the league’s automatic postseason berth and Sacred Heart took on Fordham in its first-ever FCS Championship appearance, on November 30, 2013. The Pioneers gave the highly-touted Rams all they could handle, before succumbing late, 37-27, to finish the season at 10-3.

After a 2-9 record in the 2012 season, Nofri led the Pioneers to the greatest turnaround in the country and was named the 2013 Northeast Conference Coach of the Year. Under Nofri’s tutelage, the Pioneers won three other major NEC awards, including running back Keshaudas Spence as offensive Player of the Year, defensive

## 2014 Team Stats

<u>Fordham</u>		<u>Sacred Heart</u>
42.2	Points/Game	27.5
21.6	Points Allowed/Game	16.5
24.5	First Downs/Game	19.5
174.7	Rushing Avg.	178.8
331.8	Passing Avg.	211.5
506.4	Total Avg.	390.3
326.4	Yards Allowed/Game	274.8
38.3	Punt Average	35.4
12.9	Punt Ret. Avg.	6.7
85-899	Pen./Yds	100-952

## 2014 Fordham Leaders

<u>Rushing</u>	<u>Att.</u>	<u>Yds.</u>	<u>Avg.</u>	<u>LG</u>	<u>TD</u>
Chase Edmonds	252	1539	6.1	87	21
Kendall Pearcey	84	570	6.8	57	6

<u>Passing</u>	<u>Att.</u>	<u>Cmp.</u>	<u>Yds.</u>	<u>Int.</u>	<u>TD</u>
Mike Nebrich	343	229	3015	5	25
Peter Maetzold	105	74	937	3	8

<u>Receiving</u>	<u>Rec.</u>	<u>Yds.</u>	<u>Avg.</u>	<u>LG</u>	<u>TD</u>
Brian Wetzel	78	1047	13.4	65	8
Tebucky Jones	67	999	14.9	51	10
Sam Ajala	57	953	16.7	80	3
Dan Light	43	385	9.0	51	6

## 2014 Sacred Heart Leaders

<u>Rushing</u>	<u>Att.</u>	<u>Yds.</u>	<u>Avg.</u>	<u>LG</u>	<u>TD</u>
Keshaudas Spence	187	726	3.9	47	3
R.J. Noel	138	626	4.5	67	4

<u>Passing</u>	<u>Att.</u>	<u>Cmp.</u>	<u>Yds.</u>	<u>Int.</u>	<u>TD</u>
R.J. Noel	346	183	2271	13	21


<u>Receiving</u>	<u>Rec.</u>	<u>Yds.</u>	<u>Avg.</u>	<u>LG</u>	<u>TD</u>
Tyler Dube	72	862	12.0	46	14
Moses Webb	33	552	16.7	63	2
Jackson King	27	371	13.7	57	1
Sean Bell	16	170	10.6	31	1



# Fordham's 2014 All-Patriot League selections

**Offensive Player of the Year:** Mike Nebrich, Fordham (Sr., QB)

**Rookie of the Year:** Chase Edmonds, Fordham (Fr., RB)



## First-Team All-Patriot League

### OFFENSE

QB: Mike Nebrich, Fordham (Sr.)

RB: Chase Edmonds, Fordham (Fr.)

WR: Sam Ajala, Fordham (Sr.); Tebucky Jones Jr., Fordham (Sr.)

TE: Dan Light, Fordham (Sr.)

OL: Mason Halter, Fordham (Sr.); Garrick Mayweather, Fordham (Jr.); Matt Stolte, Fordham (Sr.)

RS: Brian Wetzel, Fordham (Sr.)

PK: Michael Marando, Fordham (Sr.)

### DEFENSE

DL: Brett Biestek, Fordham (Gr.); DeAndre Slate, Fordham (Sr.)

LB: Austin Hancock, Fordham (Sr.)

DB: Jordan Chapman, Fordham (Sr.); Ian Williams, Fordham (Sr.)



## Second-Team All-Patriot League

### OFFENSE

WR: Brian Wetzel, Fordham (Sr.)

OL: Joe Mizera, Fordham (Sr.)

### DEFENSE

LB: De'Nard Pinckney, Fordham (Sr.)

DB: Jake Dixon, Fordham (Sr.)

P: Joe Pavlik, Fordham (So.)



# Fordham Football Adds New Teammate - Jonah Shainberg Becomes A Ram

Despite the fast start to the 2013 season, the Rams were still looking for new players. One such player joined the team on September 12 last fall as 12-year-old Jonah Shainberg was officially adopted by the Rams through the Friends of Jaclyn Foundation.

Shainberg and his father, Joshua, attended practice on Thursday where they got to see the Rams as they prepared for their game with Temple in Philadelphia on Saturday. At the end of practice, head coach Joe Moorhead called Jonah out to midfield to meet the team and then had the squad run a play where

Jonah took the ball from quarterback Mike Nebrich and raced 60 yards for the score. The team met Jonah in the end zone and carried him to the locker room on their shoulders.

In the locker room, Michelle DeIeso, Executive Director, and Katie Johnson, Adoption Coordinator, from the Friends of Jaclyn Foundation spoke to the team before handing the floor over to Jonah. He explained the history of his illness to the team and spoke of how excited he was to be involved with the Rams.



*Jonah Shainberg at his locker with the 2013 Fordham captains: Steven Tapia, Jake Rodriques, Carlton Koonce and Ian Williams.*

hats and a signed football.

While the players showered for dinner, Jonah went to the football offices where Moorhead spent time showing him how the Rams break down film from the games for the coaches.

Following an interview with News 12 Bronx, Jonah was escorted by the captains to The Marketplace for dinner.

Jonah, a student at The Child School on Randall's Island, was diagnosed with a brain tumor six years ago and underwent numerous treatments for two years. The tumor caused Jonah to suffer a stroke, which left the right side of his body weakened. He is undergoing therapy to regain control of his right side.

"This was a tremendous honor for our team," said Moorhead. "We are thrilled to be able to add a person like Jonah to

our roster. He has been through so much in life and maintains such a positive attitude. We are looking forward to having him with us in meetings and on the sidelines and will look to him for inspiration as the year goes on."

The Friends of Jaclyn Foundation, a 501(c)(3), non-profit, charitable organization that improves the quality of life for children suffering with pediatric brain tumors and their families. FOJ is all about love, support, and friendship. FOJ matches a child with a college or high school sports team based on geographic location. Once the team and child have been matched, there


is a ceremonial adoption. The child is surrounded by 20 or 30 new friends that rally around him or her. A deep bond is formed between the child, the child's family and the sports team. The relationship is a priceless gift. The gift is in the relationship; a child is gaining a loving support network and the team is gaining an insight into the value of life and the power of love. The result of this connection is mutual respect, support, friendship and love.



Jonah led the team breakdown and the four captains led Jonah to his locker, which was full of Fordham football gear, including t-shirts, sweatshirts,



## ***Did You Know?*** **Fordham Appeared in the First Televised College Football Game 75 Years Ago**



On September 30, 1939, Fordham hosted Waynesburg College at Triboro Stadium on Randall's Island. The game was the season opener for the Rams, who beat Waynesburg, 34-7. Announcer Bill Stern

called the contest over station W2XBS (now WNBC) as a demonstration of this new medium at the World's Fair. Two iconoscope cameras, which had just been patented by RCA, were used to televise the game with the images being sent to a relay station 10 miles from the stadium and then, by cable, to the top of the Empire State Building, where a large transmitter broadcast the game to the lucky few who owned a television in those days. A top-of-the-line set in 1939, a Clifton, sold for about \$600.

Notable Fordham players who appeared in the game include Len Eshmont and Dominic Principe, who went on to play in the professional ranks, as well as Ralph Friedgen, father of former Maryland head coach Ralph Friedgen, who scored twice in the game and Donald Lambeau - son of Green Bay Packer legend Earl Louis "Curly" Lambeau.

tackle Troy Moore as Defensive Player of the Year, and quarterback R.J Noel named NEC Rookie of the Year. Sacred Heart also had seven other players make either the NEC first or second teams.

Nofri is 0-1 against Fordham.

**WE ARE THE CHAMPIONS:** With the win at Bucknell on November 7, the Fordham Rams clinched at least a share of the 2014 Patriot League title and the league's automatic bid to the NCAA FCS championships. It is the Rams' third Patriot League title, the first since 2007, and Fordham will be making its fourth appearance at the NCAA FCS championships.

The Rams defeated Georgetown on November 15 to finish with a perfect 6-0 conference mark, the first Patriot League team to go 6-0 since 2003.



*Chase Edmonds*

**HOME, SWEET, HOME:** Under head coach **Joe Moorhead**, the Rams have become very adept at protecting their home turf, winning 16 of the 17 home contests over the past two-plus years, all seven in 2013, including the NCAA FCS Championship win over Sacred Heart. The only home loss for Fordham under Moorhead was the season finale in 2012 when the Rams missed a two-point conversion in the closing seconds that would have sent the game with Colgate to overtime.

## **RAMS ON THE AIRWAVES AND INTERNET**

All 2014 Fordham University football games will be broadcast live by WFUV (90.7 FM), home of the longest-running sports talk radio show, One-on-One. The 50,000 watt public radio station reaches the entire tri-state area 24 hours a day, 365 days a year. **Mike Watts** will handle the play-by-play duties with **Nick Logerfo** on color commentary for the Sacred Heart game. **Kelly Kultys** will be on the sidelines for the WFUV broadcast crew while **Anthony Pucik** will serve as the producer/engineer.

The broadcast will begin with the pre-game show, 15 minutes before kickoff and will conclude with a 15 minute post-game report.



**Public Radio from  
 Fordham University**

The Rams have won their past 13 games on Jack Coffey Field, the second longest active home winning streak in the NCAA FCS (North Dakota State has a 20-game home winning streak).

The seven home wins last year broke the school record for most wins on Jack Coffey Field. The former record of six was set by the 1987 squad (the Rams have used Jack Coffey Field since 1970). The Rams could match that record with a win on Saturday.



*Mike Nebrich*

**IRON MEN:** Fordham senior tight end **Dan Light**, defensive lineman **DeAndre Slate** and defensive back **Ian Williams** have all appeared in 48 straight games, setting a school record. Williams has appeared in a school-record 50 games over his career (Williams

## **12 WIN TEAMS**

The 2013 Fordham Rams were just one of 14 12-win teams in the NCAA Division I, one of seven on the FCS level. The others were Florida State, Ohio State, Michigan State, Missouri, Auburn, Central Florida, Louisville on the FBS level and Northern Illinois, Eastern Washington, Coastal Carolina, Towson, North Dakota State and Eastern Illinois in the FCS.



## 2014 GAME-BY-GAME STARTERS - OFFENSE

Opp	RT	RG	C	LG	LT	QB	RB	TE	WR	WR	WR	K
Saint Francis	K. Vaughn	Stolte	Mizera	Mayweather	Halter	Nebrich	Pearcey	Light	Odom	T. Jones	Wetzel	Marando
Villanova	K. Vaughn	Stolte	Mizera	Mayweather	Halter	Nebrich	Edmonds	Light	Ajala	T. Jones	Wetzel	Marando
Rhode Island	K. Vaughn	Coyle	Mizera	Mayweather	Halter	Nebrich	Edmonds	Light	Ajala	T. Jones	Wetzel	Marando
Columbia	K. Vaughn	Stolte	Mizera	Mayweather	Halter	Nebrich	Edmonds	Light	Ajala	T. Jones	Wetzel	Marando
Holy Cross	Coyle	Stolte	Mizera	Mayweather	Halter	Nebrich	Edmonds	Light	Ajala	T. Jones	Wetzel	Marando
Lafayette	Coyle	Johnson	Mizera	Mayweather	Halter	Nebrich	Edmonds	Light	Ajala	T. Jones	Wetzel	Marando
Penn	Coyle	Stolte	Mizera	Mayweather	Halter	Nebrich	Edmonds	Light	Ajala	T. Jones	Wetzel	Marando
Lehigh	Coyle	Stolte	Mizera	Mayweather	Halter	Nebrich	Edmonds	Light	Ajala	T. Jones	M. Jones	Marando
Colgate	Coyle	Stolte	Mizera	Mayweather	Halter	Maetzold	Edmonds	Light	Ajala	T. Jones	M. Jones	Marando
Bucknell	Coyle	Stolte	Mizera	Mayweather	Halter	Maetzold	Edmonds	Light	Ajala	T. Jones	M. Jones	Marando
Georgetown	Coyle	Stolte	Mizera	Mayweather	Halter	Nebrich	Pearcey	Light	Ajala	T. Jones	M. Jones	Marando
Army	Coyle	Stolte	Mizera	Mayweather	Halter	Nebrich	Pearcey	Light	Ajala	T. Jones	M. Jones	Marando

## 2014 GAME-BY-GAME STARTERS - DEFENSE

Opp	E	NG	T	Ban	LB	LB	LB	CB	FS	SS	CB	P
Saint Francis	Merino	Slate	Fox	Biestek	Dawson	DiFusco	Hancock	Chapman	Dixon	Bowers	I. Williams	Pavlik
Villanova	Merino	Slate	J. Vaughn	Biestek	Pinckney	DiFusco	Hancock	Chapman	Dixon	Bowers	I. Williams	Pavlik
Rhode Island	Merino	Slate	J. Vaughn	Biestek	Dawson	DiFusco	Hancock	Chapman	L. Williams	Dixon	I. Williams	Pavlik
Columbia	Merino	Slate	Yancey	Biestek	Dawson	DiFusco	Hancock	Chapman	L. Williams	Dixon	I. Williams	Pavlik
Holy Cross	Merino	Slate	Yancey	Biestek	Dawson	DiFusco	Hancock	Chapman	L. Williams	Dixon	I. Williams	Pavlik
Lafayette	Merino	Slate	Yancey	Biestek	Dawson	DiFusco	Hancock	Chapman	L. Williams	Dixon	I. Williams	Pavlik
Penn	Merino	Slate	Yancey	Biestek	Dawson	Pinckney	Hancock	Chapman	L. Williams	Bowers	I. Williams	Pavlik
Lehigh	Merino	Slate	Yancey	Biestek	Dawson	Pinckney	Hancock	Chapman	Bowers	Dixon	I. Williams	Pavlik
Colgate	Merino	Slate	Yancey	Biestek	Dawson	Pinckney	Hancock	Chapman	L. Williams	Dixon	I. Williams	Pavlik
Bucknell	Merino	Slate	Yancey	Biestek	Dawson	Pinckney	Hancock	Chapman	L. Williams	Dixon	I. Williams	Pavlik
Georgetown	Merino	Slate	Yancey	Biestek	Dawson	Pinckney	Hancock	Chapman	L. Williams	Dixon	I. Williams	Pavlik
Army	Merino	Slate	Yancey	Biestek	Dawson	Pinckney	Hancock	Chapman	L. Williams	Dixon	I. Williams	Pavlik

played in two games as a freshman in 2010 before missing the rest of the season with an injury) while Light and Slate have appeared in every game for the Ram since stepping on campus in 2011.

**CALLING THE PEN:** Fordham head coach Joe Moorhead has tabbed senior quarterback **Peter Maetzold** the NCAA FCS Relief Pitcher of the Year as the signal caller has stepped in admirably for starter Mike Nebrich when Nebrich was ill/hurt. He started the Colgate and Bucknell games for the Rams and came on in relief in the Georgetown game, winning all three. Over those three games, Maetzold completed 51 of 72 passes for 564 yards and five touchdowns, including the game-winner to Tebucky Jones, Jr., in overtime at Bucknell which clinched the Patriot League title for the Rams.

**SENIORS TURN IT AROUND:** The 2014 Patriot League title is the culmination of four years of hard work for the Fordham senior class, who went 1-10 as freshmen back in 2011. But **Joe Moorhead** was hired as head coach following that season and brought with him a new mindset which the players bought into and the Rams are now reaping the rewards of their diligence, going 22-4 over the past two years with back-to-back NCAA FCS Championship appearances.

**THIRD QUARTER MEN:** Last year, the Fordham football squad jumped out to many early leads and that hasn't changed this year as the Rams have outscored their opponents 261-112 in the first half. But where Fordham is really excelling this year is the third quarter where the Rams have outscored their opponents 124-45.

**EDMONDS THIRD IN NCAA FCS IN RUSHING TDs:** Fordham freshman running back **Chase Edmonds** is third in the NCAA FCS in rushing touchdowns with 21. He is also eighth in the NCAA FCS in all-purpose yards/game, averaging 165.50 yards/game in eleven games this year, while also ranking sixth in rushing yards (1,539) and eighth in rushing yards/game (128.3).

**MARANDO SETS SCHOOL FIELD GOAL RECORD:** With his field goal in the Army game last week, senior placekicker **Michael Marando** brought his career total to 42, breaking the former school career record of 41 set by Brian Colsant (1998-2001).

### ON THIS DAY...

**Fordham's Overall Record on Nov. 29: 3-0-1**

**Yankee Stadium: 1-0      Polo Grounds: 2-0**

**Triboro Stadium: 1-0**

The Rams are 3-0-1 in games played on November 29 with a win over NYU in 1952 at Triboro Stadium (45-0); a win over NYU at Yankee Stadium in 1934 (39-13); a win over Georgetown at the Polo Grounds in 1925 (13-7); and a tie with NYU in 1947 at the Polo Grounds (13-13)



**EDMONDS SETS SCHOOL TD RECORD:** With a rushing touchdown against Georgetown, his 21<sup>st</sup> on the year, freshman running back **Chase Edmonds** broke Kirwin Watson's single season school mark of 20 rushing scores set in 2003.

**EDMONDS TIES SCHOOL MARK:** Freshman running back **Chase Edmonds** rushed 32 times for 197 yards and five touchdowns, at Lehigh on October 25, tying Kirwin Watson's school record for rushing touchdowns in a game. For his exploits, Edmonds was named The Sports Network NCAA FCS Rookie of the Week, the Patriot League Corvias Offensive Player of the Week and Rookie of the Week, the College Football Performance Awards (CFPA) National Running Back of the Week, the College Sports Madness Patriot League Offensive Player of the Week and the ECAC Rookie of the Week.

**EDMONDS MOVING UP SEASON RUSHING LISTS:** With his 69 rushing yards against Army, freshman running back **Chase Edmonds**, who has nine 100-yard rushing game this year, brought his season total to 1,539 yards, moving him into second on the Fordham single season rushing list. He is 57 yards shy of the school record of 1,596 yards set by Carlton Koonce in 2012.

**NEBRICH SNAPS OWN SCHOOL RECORD:** Senior quarterback **Mike Nebrich** had a day for the books against Penn on October 11, completing 36 of 47 passes for a school record 566 yards and six touchdowns, tying a school mark. He broke his own school record of 524 passing yards, set last year against Holy Cross, while he tied the school record of six scoring passes in a game, set by Kevin Eakin against Rhode Island in 2003. His 556 passing yards is the most by an NCAA FCS quarterback this season.

**RAMS SET SCHOOL TOTAL OFFENSE RECORD:** Thanks to senior quarterback Mike Nebrich's record-setting game against Penn on October 11, the Fordham offense also set a school mark with 730 total yards of offense, breaking the former mark of 700 yards set last year against Holy Cross.

**EDMONDS SETS FRESHMAN RUSHING RECORD:** With his 22-carry, 231-yard, four touchdown performance against Rhode Island, freshman running back **Chase Edmonds** set a Fordham freshman single game rushing record. He broke the school freshman rushing record of Darren Wallace, who gained 198 yards against Brown in 1990 (Edmonds had originally been credited with breaking the freshman mark with his season-opening 181 rushing yards in the Saint Francis game as Wallace was mistakenly listed as a sophomore in 1990).

In the Rhode Island game, Edmonds scored on runs of 87, 41, 16, and ten yards. The 87-yard run tied for the fourth longest run in school history while his 231



Sam Ajala

## The Preseason Prognosticators

### 2014 Patriot League Coaches/SIDs Poll

#### Team Points

1. Fordham, 72 (12)
2. Lehigh, 54
3. Lafayette, 51 (2)
4. Bucknell, 43
5. Colgate, 33
6. Holy Cross, 29
7. Georgetown, 12



#### Preseason Players of the Year

**Offensive:** Mike Nebrich, Sr., QB, Fordham

**Defensive:** Stephen Hodge, Sr., LB, Fordham

#### 2013 Patriot League Football Preseason All-League Team

#### Offense

**QB - Mike Nebrich, Fordham (Sr.)**

RB - Ross Scheuerman, Lafayette (Sr.)

RB - C.J. Williams, Bucknell (So.)

FB/HB - Ed Pavalko, Colgate (Sr.)

**WR - Sam Ajala, Fordham (Sr.)**

**WR - Tebucky Jones, Fordham (Sr.)**

**WR - Brian Wetzel, Fordham (Sr.)**

**TE - Dan Light, Fordham (Sr.)**

OL - Luke Chiarolanzio, Lafayette (Sr.)

OL - Ned Daryoush, Lehigh (Sr.)

OL - Julie'n Davenport, Bucknell (So.)

**OL - Mason Halter, Fordham (Sr.)**

OL - Lonnie Rawles, Bucknell (Sr.)

RS - Kalif Raymond, Holy Cross (Jr.)

RS - Matt Smalley, Lafayette (Jr.)

**PK - Michael Marando, Fordham (Sr.)**

#### Defense

DL - Demetrius Baldwin-Youngblood, Bucknell (Sr.)

**DL - Brett Biestek, Fordham (Gr.)**

DL - Tim Newton, Lehigh (Sr.)

**DL - DeAndre Slate, Fordham (Sr.)**

LB - Nick Alfieri, Georgetown (Sr.)

LB - Evan Byers, Bucknell (Sr.)

**LB - Stephen Hodge, Fordham (Sr.)**

LB - Kris Kent, Colgate (Sr.)

DB - Mike Armiento, Colgate (Sr.)

DB - Matt Smalley, Lafayette (Jr.)

DB - Matthew Steinbeck, Bucknell (Sr.)

**DB - Ian Williams, Fordham (Sr.)**

**P - Joe Pavlik, Fordham (So.)**



rushing yards is the ninth best single game total in school history.

For his exploits, Edmonds was named Sports Network, Patriot League and ECAC Rookie of the Week as well as Patriot League Offensive Player of the Week and the Patriot League Rockin' Refuel Performance of the Week.

#### **RAMS STILL PERFECT FOLLOWING LOSSES UNDER**



*Tebucky Jones, Jr.*

**MOORHEAD:** The Fordham University football Rams are a perfect 6-0 over the past two-plus years coming off a loss under head coach Joe Moorhead, including the win over Rhode Island this year after losing at Villanova the week before (not counting the season-ending loss – but even so, the Rams won both season openers after dropping the last game of the previous year).

#### **EDMONDS SETS FRESHMAN ALL-PURPOSE YARDS RECORD IN COLLEGIATE DE-**

**BUT:** Freshman running back **Chase Edmonds** had a collegiate debut to remember, carrying 19 times for 181 yards and two scores while also returning three kickoffs for 119 yards. He set a school freshman all-purpose yards record with his 300 in the game, the second most all-purpose yards in a game this year by an NCAA FCS player, and his 181 rushing yards was the second best for a fresh-

man in school history (the record is 198 by Darren Wallace against Brown in 1990 – it was originally reported as a freshman record as Wallace was mistakenly identified as a sophomore in 1990).

For his exploits, Edmonds was named The Sports Network NCAA FCS Rookie of the Week, the Patriot League Rookie of the Week, the ECAC Rookie of the Week and honorable mention CFPA All-Purpose Performer of the Week.

**RAMS SET MARK IN SEASON-OPENER:** The 52 points put on the board by the Rams in the season-opening win over Saint Francis (Pa.) was the most points scored by Fordham in a season opener on Jack Coffey Field against an NCAA FCS opponent (previous record was the 51 points scored by Fordham against Rhode Island in last year's season opener).

**FORDHAM SETS JACK COFFEY FIELD RECORD:** The 54-7 win over Rhode Island on Jack Coffey Field on September 13 boosted the Ram's home field winning streak to a school record nine games. The former seven-game mark was set between 2001 and 2002 on the venue which opened for varsity play in 1970.

Over the past three years, the Rams are 16-1 on Jack Coffey Field under head coach Joe Moorhead.

**FORDHAM NAMES TEAM CAPTAINS:** Seniors **Stephen Hodge, Dan Light** and **Ian Williams** have been named 2014 Fordham University football team captains it was announced by head coach Joe Moorhead, who served as a captain for Fordham as a senior in 1995. Williams, a fifth-year senior, will serve as a captain for the second straight year.

The three will be joined each week by a selected offensive, defensive and special teams captain.

## **Biestek Named a Campbell Trophy Semifinalist**

Fordham University graduate student **Brett Biestek** was named a semifinalist for the William V. Campbell Trophy®, presented by Fidelity Investments® and hosted at the New York Athletic Club, which is celebrating its 25th anniversary in 2014. He is one of five Patriot League student-athletes named a semifinalist.

The award recognizes an individual as the absolute best football scholar-athlete in the nation, and up to 16 of the candidates will be named recipients of a prestigious NFF National Scholar-Athlete Award, also presented by Fidelity Investments. Launched in 1959, the NFF National Scholar-Athlete program awards \$18,000 scholarships that can be used for the honorees' postgraduate educations. This year's recipients will be announced Oct. 30, and one will be declared the winner of the Campbell Trophy Dec. 9 at the 57th NFF Annual Awards Dinner.

Biestek, a graduate student who graduated last December in three-and-a-half years and is currently enrolled in the Fordham MBA program, has started all four games for the #16/19 Rams this fall. He has amassed eleven total tackles, ten solo, including three for a loss and one sack. He also has two quarterback hurries and one forced fumble.

Last year, Biestek earned a plethora of awards, both athletically and academically. He was named First Team Capital One Academic All-American® last fall, Fordham's first football Academic All-American® since Barry Cantrell in 1997, as well as a Football Championship Subdivision Athletics Directors Association (FCS ADA) Scholar-Athlete of the Year, being named one of two recipients of a \$5,000 postgraduate. He was also named Academic All-Patriot League and to the FCS ADA Academic All-Star Team.

Biestek, who graduated with a degree in Finance with a 3.78 GPA, started all 14 games on the Fordham defensive line in 2103, recording 58 total tackles, 40 solo, including 14.5 tackles for a loss of 74 yards and five sacks for 36 yards. He also had five quarterback hurries, four pass breakups, three fumble recoveries, a forced fumble and a blocked kick. Biestek tied for second in the Patriot League in tackles for loss per game (1.04) and tied for seventh in sacks per game (0.36) and was named first team All-Patriot League.



## **NEBRICH & AJALA NAMED TO PAYTON AWARD WATCH**

**LIST:** Fordham University senior wide receiver **Sam Ajala** and senior quarterback **Mike Nebrich** were both named to the Walter Payton Award watch list it was announced in July. The annual award, which is named in honor of NFL Hall of Fame running back Walter Payton, goes to the NCAA FCS' most outstanding offensive player. The Sports Network will present the "Heisman of the FCS" on Dec. 15 at the national awards banquet.

Fordham is just one of two schools to have two players named to the 20-member watch list, joining Eastern Washington University.

Ajala and Nebrich also received preseason All-America honors last week. Ajala was named to The Sports Network first team while Nebrich, who finished fifth in the 2013 Walter Payton Award voting, was placed on the second team. On the Beyond Sports Network team, both players were placed on the first team.

After catching 26 passes for 312 yards over his first two years at Rose Hill, Ajala, who was a 2013 All-American and first team All-Patriot League selection, had a coming out party last fall, hauling in 93 passes for 1,646 yards, both team highs, with 14 touchdowns, tying for the team lead. He broke Javarus Dudley's 2003 school record of 1,439 receiving yards in a season and tied Dudley's school record for receiving touchdowns in a season, also set in 2003. Ajala was second the NCAA FCS in receiving yards and was second in the Patriot League and fourth in the NCAA FCS in receiving yards per game (117.4). He also ranked among the top 20 nationally in receiving touchdowns (tied for fourth) and receptions per game (12th).

Over his career, Ajala has 119 receptions for 1,958 yards and 16 touchdowns. He is sixth on the school's all-time receiving yards list, seventh on the career receptions list and tied for sixth in receiving touchdowns.

Nebrich, a 2013 Beyond Sports Network and College Sports Madness All-American and the 2013 Patriot League Offensive Player of the Year, enjoyed one of the best regular seasons for a quarterback in school history. He completed 353-of-480 passes (73.5%) for 4,380 yards with 35 touchdowns, and also rushed for 513 yards and nine scores. His completion percentage led the nation as did his total offense (376.4 yards/game) while he also ranked in the top five nationally in passing yards per game (336.9 - third), passing efficiency (171.3 - second), completions per game (27.15 - third), and points responsible for per contest (20.5 - third). He went 11-0

as the starting quarterback during the regular season in 2013, one of only two FCS signal-callers to put up an undefeated mark for the season. He set every school single season passing record this fall, eclipsing John Skelton's 2009 record of 284 completions for 3,708 yards and Mark Carney's 2001 mark of 27 passing touchdowns. Nebrich also set a Fordham record with 524 passing yards in a win against Holy Cross on Nov. 2.



*Mike Nebrich*

## **EDMONDS NAMED TO JERRY RICE AWARD LIST/ADDED TO PAYTON AWARD WATCH LIST:**

Fordham University freshman running back **Chase Edmonds** was added to the 2014 Walter Payton Award Watch List it was announced on November 4 by The Sports Network. He was previously named to the 2014 Rice Award Watch List last month. Edmonds joins teammate Mike Nebrich on the Payton Award Watch List.

The annual award, which is named in honor of NFL Hall of Fame running back Walter Payton, goes to the NCAA FCS' most outstanding offensive player. The Sports Network will present the "Heisman of the FCS" on Dec. 15 at the national awards banquet.

The top first-year player in the FCS, whether a true freshman or a redshirt freshman, will win the Jerry Rice Award named for the legendary wide receiver who played in the FCS (then Division I-AA) at Mississippi Valley State. The award will be voted on by a national panel of sports information and media relations directors, broadcasters, writers and other dignitaries following the regular season.

## **WILLIAMS NAMED 2014 ALLSTATE GOOD WORKS TEAM NOMINEE:**

Fordham University senior defensive back **Ian Williams** is one of 182 nominees for the 2014 Allstate AFCA Good Works Team® it was announced in July.

Williams, a three-year starter in the defensive backfield who earned First Team All-Patriot League honors last fall and Second Team accolades in 2012, was second on the team with 86 total tackles, 66 solo, including two for a loss and two sacks. He was second on the team with four interceptions and had a team-high 15 pass breakups along with two forced fumbles. Williams led the Patriot League and was seventh in the NCAA FCS in passes defended and was ranked ninth in interceptions and is 16<sup>th</sup> in total tackles/game. He was named to the CFPA Defensive Back Watch List earlier this summer.

For 23 years the Allstate AFCA Good Works Team® has served as one of the most coveted and prestigious off-the-field honors in college football. The award recognizes players whose charitable involvement and community service contributions stand out among all other student-athletes participating in the sport. Today, Allstate Insurance Company and the American Football Coaches Association (AFCA) announced a record-breaking 182 nominees from across the country who represent the sport's finest in the areas of volunteerism and leadership among their peers.

Since its establishment in 1992, the award has existed to pay tribute to the «good» in college football that extends beyond the wins and the losses. While balancing academics and athletics, this select group of student-athletes nominated by their respective colleges and universities has committed their limited free time to having a lasting impact on their communities.

## **MOORHEAD WINS THIRD STRAIGHT OPENER:**

Fordham head coach **Joe Moorhead** became the first Fordham mentor to win his first three season openers since G. Dean Loucks won the season opener in each of his three years at the helm from 1972-74.

## **RAMS SET SCHOOL RECORD WITH 12 WINS:**

When the Rams defeated Sacred Heart last year, it marked the 12<sup>th</sup> win of the year for Fordham, setting a modern day school record (after 1920).

The former record of ten was set by the 1987 squad and matched by the 2002 team.

**2013 RAMS BELIEVE TO SET NCAA FIRST:** Last year, the Fordham University football program had a 4,000-yard passer (**Mike Nebrich**), a 1,000-yard rusher (**Carlton Koonce**) and three 1,000-yard receivers (**Sam Ajala, Tebucky Jones, Jr., and Brian Wetzel**). It is believed to be the first time in NCAA history that a team has amassed such offensive firepower.

It is also the first time the Rams have had three 1,000-yard receivers on the same team.

**NEBRICH SETS SCHOOL MARKS:** Last year, quarterback **Mike Nebrich** enjoyed one of the best regular seasons for a quarterback in school history, completing 353-of-480 passes (73.5%) for 4,380 yards with 35 touchdowns, and also rushed for 513 yards and nine scores. His completion percentage led the nation as did his total offense (376.4 yards/game) while he also ranked in the top five nationally in passing yards per game (336.9 - third), passing efficiency (171.3 - second), completions per game (27.15 - third), and points responsible for per contest (20.5 - third). He went 11-0 as the starting quarterback during the regular season in 2013, one of only two FCS signal-callers to put up an undefeated mark for the season. He set every school single season passing record last fall, eclipsing John Skelton's 2009 record of 284 completions for 3,708 yards and Mark Carney's 2001 mark of 27 passing touchdowns. Nebrich also set a Fordham record with 524 passing yards in a win against Holy Cross on Nov. 2.

In the win over Holy Cross on November 2, Nebrich set two school records: most passing yards in a game (524) and most total offense in a game (556). He shattered John Skelton's school record of 427 passing yards in a game and he also broke Skelton's total offense mark of 473. Both of Skelton's records were set against Holy Cross in 2009.

Nebrich's offensive outburst helped the Rams set new school records for passing yards and total offense in a game. The previous marks were 436 passing yards set against Marist in 1995 and 687 total yards set in 2009 by Old Dominion. The 700 yards of total offense is the ninth best single game so far this year in the NCAA FCS.

Against Georgetown on October 12, Nebrich set a Patriot League record by completing his first 20 pass attempts, breaking the former mark of 18 set by Bucknell's Scott Auchenbach in 1989 (Lafayette's Drew Reed tied the mark of 20 straight completions against Holy Cross last week). The 20 straight pass completions to open a game also tied the NCAA FCS first set by Austin Moherman of Missouri State in 2000 and matched by Brown's Kyle Slager in 2002.

**MARANDO KICKING IN:** When the Rams lost All-American placekicker Patrick Murray to graduation following the 2012 season, they wondered who will step up to take his place. Enter **Michael Marando** who connected on 19 of his 26 field goals attempts this year, including three of his five attempts from beyond 40 yards, and he made good on 63 of his 64 PATs, setting a new school single season mark for made PATs. He also set the school single season scoring mark with 120 points.

Marando led the Patriot League and ranked 12th in the NCAA FCS in field goals/game (1.36) and he was second in the league and 18<sup>th</sup> in the NCAA FCS in scoring (8.6 points per game).

This fall Marando has continued to excel, connecting on 16 of his 21 field goal attempts and 58 of his 60 PATs. He is second in the Patriot League in scoring with 8.8 ppg, tops among all of the

league's kickers. He leads the Patriot League and is tied for 13th in the NCAA FCS in field goals/game (1.33) and is 16th in the NCAA FCS in scoring.

**FANS TAKE NOTICE OF FORDHAM'S SUCCESS:** The 2013 Rams averaged 6,526 fans in six regular season home dates, including sellouts in three of the final four. The Fordham-Columbia game on September 21 attracted 7,026 fans while on October 5 Fordham squeezed 7,751 people into Coffey Field for the matchup with #10 Lehigh on national television. The Rams exceeded the Lehigh game total with a crowd of 7,846 for the Holy Cross game while the Bucknell game on November 9 was just short of a sellout with 6,826.

Jack Coffey Field's capacity is 7,000 but standing room seats were sold for the Lehigh and Holy Cross games allowing fans to stand on the sidelines behind the visiting team bench and sit in the baseball grandstand.

The Rams attracted 4,787 for the NCAA FCS Championship game against Sacred Heart on November 30.

**NFL FATHERS:** Three members of the 2013 Fordham University football squad have fathers who played in the NFL. Senior wide receiver **Tebucky Jones, Junior's** father, Tebucky, Senior, was a standout at Syracuse and was a first round draft choice of the New England Patriots. He also played for the New Orleans Saints and Miami Dolphins.

Junior linebacker **Andrew Erenberg's** father, Rich, played at Colgate and then for three years with the Pittsburgh Steelers while sophomore defensive lineman **Josh Klecko's** father, Joe, played for eleven years with the New York Jets, while his brother, Dan, won three Super Bowl titles, two with the New England Patriots (2004 and 2005) and one with the Indianapolis Colts (2007).

Additionally, senior tight end **Adam Malkiewicz's** father, Mark, was a punter at the University of Georgia, winning a national title in 1990.

**BIESTEK RECIVES NCAA ADA FCS SCHOLARSHIP:** Last June, Fordham graduate student Brett Biestek was a special guest at the Division I Football Championship Subdivision Athletics Directors Association (FCS ADA) meeting in Orlando as he was named one of two Scholar-Athletes of the Year.

Biestek, who was chosen from among seven finalists, received a \$5,000 postgraduate scholarship from FCS ADA President Brian Hutchinson during the Association's annual membership meeting held in conjunction with the National Association of Collegiate Directors of Athletics (NACDA) Convention.

It was the fourth academic award for Biestek, who was also named First Team Capital One Academic All-America®, Fordham's first football Academic All-American® since Barry Cantrell in 1997, as well as being named Academic All-Patriot League and to the FCS ADA Academic All-Star Team.

A Finance major with a 3.78 GPA, Biestek started all 14 games



on the Fordham defensive line last fall, recording 58 total tackles, 40 solo, including 14.5 tackles for a loss of 74 yards and five sacks for 36 yards. He also had five quarterback hurries, four pass break-ups, three fumble recoveries, a forced fumble and a blocked kick. Biestek tied for second in the Patriot League in tackles for loss per game (1.04) and tied for seventh in sacks per game (0.36) and was named first team All-Patriot League.

Biestek graduated in three-and-a-half years and is currently enrolled in the Fordham MBA program. He is believed to be just to second Fordham football player to graduate early and enroll directly into the MBA program.

**RAMS WINNING NON-CONFERENCE SCHEDULE:** With the win over Penn on October 11, the Fordham University football Rams clinched their third straight winning nonconference record, currently standing at 4-1 with one game left (at Army).

Last year, Fordham was unbeaten in non-conference play, going unbeaten against non-conference opponents in 2013 with a perfect 6-0 record. The six non-conference wins were the most for the Rams since the 2003 squad won five non-conference games.

In 2012, Fordham had a 3-2 non-conference mark, defeating Lock Haven, Cornell and Columbia while falling to Villanova and Cincinnati.

**AN EVEN DOZEN:** For just the third time in school history, but the second consecutive year, the Fordham University football Rams will play a 12-game regular season schedule in 2014. Prior to last year, the only other season that the Rams played a 12-game regular season slate was in 2003, when Fordham went 9-3.

By advancing to the second round of the 2013 NCAA FCS Championship, Fordham played 14 games last year, the first times in the modern era (since 1920) that Fordham played 14 games in a season.

**TWO FORMER RAMS ON NFL ROSTERS:** Former Ram defensive back **Isa Abdul-Quddus** and former Ram kicker **Patrick Murray** are on NFL rosters as of August 27.

Abdul-Quddus is in his fourth season in the NFL, playing

his first three with the New Orleans Saints after signing with the team as a free agent. Last February, Abdul-Quddus was claimed off waivers by the Detroit Lions. In his three years with New Orleans, Abdul-Quddus had 74 total tackles, nine passes defensed and a pair of interceptions to go with three forced fumbles.

Abdul-Quddus, who was named Second Team Preseason All-Patriot League by Phil Steele's College Football Preview, closed out his Fordham career leading the 2010

squad with 78 tackles, 56 of those solo, and he recorded six pass breakups and forced three fumbles. He tied for the Patriot League lead in forced fumbles/game (0.27) and was eleventh in the League in tackles/game (7.1). He opened season with a career-high 14 total tackles, ten solo, while also forcing a fumble at Bryant.

Over his career, Abdul-Quddus, who was a two-year starter in the defensive backfield, had 193 total tackles, 134 solo, including 12 for loss and three sacks. He also amassed ten pass deflections and three interceptions. Abdul-Quddus tied a school record with three interceptions in a game at Cornell in 2009.

Murray signed a futures contract with Tampa Bay last December. One of the most prolific placekickers in Fordham football history, he was a consensus All-American in 2012 and he also received the 2012 Fred Mitchell Award as the most outstanding place kicker in all NCAA Division (excluding NCAA BCS).

The Mitchell Award was one of a plethora of awards Murray received for the 2012 season. He was named a consensus First Team All-American placekicker by the *Associated Press*, The Sports Net-



Isa Abdul-Quddus

## Marando Recognized by Mitchell Award

For the second straight month, Fordham University senior kicker **Michael Marando** was recognized by the Fred Mitchell Award for his accomplishments on and off the field in the month of October. He is one of 29 collegiate placekickers to be recognized by the organization for the month.

Marando, who was named second team preseason All-America for 2014 by Beyond Sports Network and preseason All-Patriot League, has connected on 12 of his 16 field goal attempts in 2014 as well as all 42 of his PATs. He leads all Patriot League kickers and is tenth in the NCAA FCS in scoring, averaging 9.8 points per game, and he leads the Patriot League and is eighth in the NCAA FCS in field goals/game (1.50).

Marando, a first team All-Patriot League pick last fall, connected on 16 of 20 field goal attempts and 55 of 56 PATs in 2013. He booted three field goals in a game twice, including a career-long 47-yarder in the win at Temple, a game in which he provided Fordham's margin of victory with a PAT with less than ten seconds left in the game. Marando's 55 PATs was a new school record, breaking the former mark of 47 set by Micah Clukey in 2003, and his 16 field goals made last year was the third highest total in Fordham history. He led the Patriot League and was 12th in the NCAA FCS in field goals/game (1.3) and he was second in the league and 18th in the NCAA in scoring (8.6 points/game).

Marando is the second Fordham kicker to be honored by the Mitchell Award, joining current Tampa Bay Buccaneer placekicker Patrick Murray, who was named the 2012 Mitchell Award winner.

The Fred Mitchell Award recognizes 29 place-kickers for their excellence on the football field and in the community during the month of October.





*Patrick Murray*

work, the American Football Coaches Association (AFCA) and the Beyond Sports Network (BSN). He was also named the BSN Special Teams Player the Year and received First Team All-Patriot League honors as both a placekicker and punter.

Murray was also named the 2012 College Football Performance Awards (CFPA) Placekicker of the Year as well as being named an ECAC All-Star at both placekicker and punter. It is the second straight year Murray has been honored by the CFPA as in 2011 he was

52-yard field goal versus Lock Haven.

On the year, Murray converted 25 of his 30 field goal attempts and 30 of 31 PATs to amass 105 points, ranking third on the school's single season list and becoming the first Fordham kicker to score more than 100 points in a season. He also broke the Patriot League mark of 97 kick scoring points in a season set by Fordyce in 2002.

Over his career, Murray booted 38 field goals, sixth best all-time at Fordham.

**WHAT'S NEXT?:** The winner of the Fordham-Sacred Heart game will travel to Durham, New Hampshire, to face the University of New Hampshire Wildcats, the number one seed, on Saturday, December 6, in the second round of the 2014 NCAA FCS Championship.

named the Punt Performer of the Year.

Murray enjoyed the most successful season for a Fordham kicker in school history, leading all of the NCAA in field goals with 25 and leading the Patriot League and ranking second in the NCAA in punting average (46.0). He set a new Fordham and Patriot League record with 25 field goals, shattering the former mark of 18 set by Fordham's Matt Fordyce in 2002. The 25 three-pointers was just one shy of the NCAA FCS record of 26 set by set by Tony Zendejas from Nevada in 1982 and matched by Northern Iowa's Brian Mitchell in 1990.

Murray connected on four field goals of over 50 yards in 2012, the most 50-yarders of any NCAA Division I kicker. He booted a school-record 55-yarder at Cincinnati as well as connecting on a


## Two Rams Named Academic All-District

Fordham University senior defensive line **Brett Biestek** and senior tight end **Dan Light** were named First Team Capital One Academic All-District, selected by the College Sports Information Directors of America, for their combined performances athletically and in the classroom it was announced on November 6. They will now be placed on the national ballot for Capital One Academic All-America® consideration. Capital One has been the entitlement rights holder to CoSIDA's Academic All-America teams programs since 2011.

This marks the fourth straight year that a Fordham player has earned Capital One Academic All-District honors. Last fall, Biestek earned the honor and would go on to be named First Team Academic All-America®. In 2012, placekicker Patrick Murray and defensive back Brendan Melanophy received the accolade while Murray also was an honoree in 2010.

Through ten games this fall, Biestek, a Preseason All-Patriot League selection who was a semifinalist for the William V. Campbell Trophy®, has 36 total tackles, 27 solo, including 11.0 for loss and 7.0 sacks, both team highs. He is second in the Patriot League in tackles for loss/game (1.40) and third in the league and 15th in the NCAA FCS in sacks/game (0.95). He also has two forced fumble and three quarterback hurries.

Light, a Preseason All-America and Preseason All-Patriot League selection, has started all ten games at tight end. He has 38 receptions for 341 yards with six touchdowns on the year, ranking second on the team in receiving touchdowns and fourth in both receptions and receiving yards.



*Brett Biestek*



*Dan Light*

**2014 Fordham Football**  
**Fordham Overall Team Statistics (as of Nov 22, 2014)**  
**All games**

<b>Team Statistics</b>	<b>FOR</b>	<b>OPP</b>
SCORING	506	259
Points Per Game	42.2	21.6
Points Off Turnovers	144	62
FIRST DOWNS	294	207
Rushing	110	104
Passing	167	82
Penalty	17	21
RUSHING YARDAGE	2096	2098
Yards gained rushing	2415	2510
Yards lost rushing	319	412
Rushing Attempts	441	491
Average Per Rush	4.8	4.3
Average Per Game	174.7	174.8
TDs Rushing	29	13
PASSING YARDAGE	3981	1819
Comp-Att-Int	304-451-10	161-322-11
Average Per Pass	8.8	5.6
Average Per Catch	13.1	11.3
Average Per Game	331.8	151.6
TDs Passing	34	18
TOTAL OFFENSE	6077	3917
Total Plays	892	813
Average Per Play	6.8	4.8
Average Per Game	506.4	326.4
KICK RETURNS: #-Yards	46-807	77-1600
PUNT RETURNS: #-Yards	25-323	11-92
INT RETURNS: #-Yards	11-86	10-90
KICK RETURN AVERAGE	17.5	20.8
PUNT RETURN AVERAGE	12.9	8.4
INT RETURN AVERAGE	7.8	9.0
FUMBLES-LOST	9-4	22-8
PENALTIES-Yards	85-866	70-635
Average Per Game	72.2	52.9
PUNTS-Yards	43-1649	68-2479
Average Per Punt	38.3	36.5
Net punt average	35.3	30.5
KICKOFFS-Yards	89-5154	56-3051
Average Per Kick	57.9	54.5
Net kick average	37.4	37.4
TIME OF POSSESSION/Game	30:14	29:46
3RD-DOWN Conversions	71/161	64/186
3rd-Down Pct	44%	34%
4TH-DOWN Conversions	13/18	18/30
4th-Down Pct	72%	60%
SACKS BY-Yards	28-167	31-181
MISC YARDS	9	13
TOUCHDOWNS SCORED	65	33
FIELD GOALS-ATTEMPTS	16-22	11-16
ON-SIDE KICKS	1-3	0-0
RED-ZONE SCORES	(54-64) 84%	(27-38) 71%
RED-ZONE TOUCHDOWNS	(41-64) 64%	(18-38) 47%
PAT-ATTEMPTS	(58-60) 97%	(26-31) 84%
ATTENDANCE	30202	67948
Games/Avg Per Game	6/5034	6/11325
Neutral Site Games		0/0

<b>Score by Quarters</b>	<b>1st</b>	<b>2nd</b>	<b>3rd</b>	<b>4th</b>	<b>OT</b>	<b>Total</b>
Fordham	98	163	124	115	6	506
Opponents	20	92	45	99	3	259

**2014 Fordham Football**  
**Fordham Overall Individual Statistics (as of Nov 22, 2014)**  
**All games**

Rushing	gp	att	gain	loss	net	avg	td	lg	avg/g
Chase Edmonds	12	252	1591	52	1539	6.1	21	87	128.2
Kendall Pearcey	12	84	576	6	570	6.8	6	57	47.5
Jarred Brevard	8	12	32	0	32	2.7	0	6	4.0
Kevin Soares	3	2	15	0	15	7.5	0	13	5.0
Joseph Pavlik	12	1	27	15	12	12.0	0	0	1.0
Marcus Jones	10	1	9	0	9	9.0	0	9	0.9
Nick Glogau	4	3	9	3	6	2.0	0	7	1.5
Kevin Anderson	3	1	5	0	5	5.0	1	5	1.7
Marc DeSisto	11	2	1	3	-2	-1.0	0	1	-0.2
TEAM	9	8	0	24	-24	-3.0	0	0	-2.7
Peter Maetzold	10	25	53	84	-31	-1.2	0	10	-3.1
Mike Nebrich	10	50	97	132	-35	-0.7	1	14	-3.5
Total	12	441	2415	319	2096	4.8	29	87	174.7
Opponents	12	491	2510	412	2098	4.3	13	62	174.8

Passing	gp	effic	comp-att-int	pct	yds	td	lg	avg/g
Mike Nebrich	10	161.15	229-343-6	66.8	3015	25	80	301.5
Peter Maetzold	10	164.86	74-105-3	70.5	937	8	60	93.7
Joseph Pavlik	12	673.60	1-1-0	100.0	29	1	29	2.4
TEAM	9	0.00	0-1-0	0.0	0	0	0	0.0
Michael Marando	12	-200.00	0-1-1	0.0	0	0	0	0.0
Total	12	162.00	304-451-10	67.4	3981	34	80	331.8
Opponents	12	109.07	161-322-11	50.0	1819	18	74	151.6

Receiving	gp	no.	yds	avg	td	lg	avg/g
Brian Wetzel	12	78	1047	13.4	8	65	87.2
Tebucky Jones	12	67	999	14.9	10	51	83.2
Sam Ajala	11	57	953	16.7	3	80	86.6
Dan Light	12	43	385	9.0	6	51	32.1
Marcus Jones	10	21	176	8.4	2	23	17.6
Chase Edmonds	12	15	97	6.5	1	36	8.1
Kendall Pearcey	12	12	103	8.6	0	17	8.6
Phazahn Odom	10	3	32	10.7	0	11	3.2
Adam Malkiewicz	9	2	74	37.0	1	51	8.2
Robbie Cantelli	11	2	37	18.5	1	23	3.4
Tony Patrignelli	11	1	39	39.0	1	39	3.5
Marc DeSisto	11	1	29	29.0	1	29	2.6
Jarred Brevard	8	1	5	5.0	0	5	0.6
Ben Johnson	8	1	5	5.0	0	5	0.6
Total	12	304	3981	13.1	34	80	331.8
Opponents	12	161	1819	11.3	18	74	151.6

Punt Returns	no.	yds	avg	td	lg
Brian Wetzel	23	262	11.4	0	52
Brett Biestek	1	36	36.0	0	0
David Conroy	1	20	20.0	0	0
Levon Williams	0	5	0.0	0	5
Total	25	323	12.9	0	52
Opponents	11	92	8.4	1	52

Interceptions	no.	yds	avg	td	lg
De'Nard Pinckney	3	28	9.3	0	28
Levon Williams	2	2	1.0	0	2
George Dawson	2	0	0.0	0	0
Ian Williams	2	5	2.5	0	5
Jake Dixon	1	31	31.0	0	31
Jordan Chapman	1	20	20.0	0	20
Total	11	86	7.8	0	31
Opponents	10	90	9.0	1	35

Kick Returns	no.	yds	avg	td	lg
Chase Edmonds	17	350	20.6	0	65
Ian Williams	16	296	18.5	0	59
Jordan Chapman	7	138	19.7	0	45
Dan Light	2	17	8.5	0	10
TEAM	1	0	0.0	0	0
Nick Merino	1	6	6.0	0	6
Jake Dixon	1	0	0.0	0	0
Austin Hancock	1	0	0.0	0	0
Total	46	807	17.5	0	65
Opponents	77	1600	20.8	0	45

Fumble Returns	no.	yds	avg	td	lg
DeAndre Slate	1	8	8.0	1	8
Andrew Erenberg	1	15	15.0	0	15
Ian Williams	0	0	0.0	1	0
Total	2	23	11.5	2	15
Opponents	0	8	0.0	0	9

**2014 Fordham Football**  
**Fordham Overall Individual Statistics (as of Nov 22, 2014)**  
**All games**

Scoring	td	fg	PAT				dpx	saf	pts
			kick	rush	rcv	pass			
Chase Edmonds	22	-	-	-	-	1-1	-	-	132
Michael Marando	-	16-22	58-60	-	-	-	-	-	106
Tebucky Jones	10	-	-	-	-	-	-	-	60
Brian Wetzel	8	-	-	0-1	-	-	-	-	48
Dan Light	6	-	-	-	2	-	-	-	40
Kendall Pearcey	6	-	-	-	-	-	-	-	36
Sam Ajala	3	-	-	-	-	-	-	-	18
Marcus Jones	2	-	-	-	-	-	-	-	12
Ian Williams	1	-	-	-	-	-	1	-	8
Mike Nebrich	1	-	-	-	-	2-2	-	-	6
Marc DeSisto	1	-	-	-	-	-	-	-	6
Tony Patrignelli	1	-	-	-	-	-	-	-	6
Robbie Cantelli	1	-	-	-	-	-	-	-	6
Adam Malkiewicz	1	-	-	-	-	-	-	-	6
Kevin Anderson	1	-	-	-	-	-	-	-	6
DeAndre Slate	1	-	-	-	-	-	-	-	6
Brett Biestek	-	-	-	-	1	-	-	-	2
TEAM	-	-	-	-	-	-	1	-	2
Total	65	16-22	58-60	0-1	3	3-3	-	2	506
Opponents	33	11-16	26-31	-	1	1-2	-	-	259

Total Offense	g	plays	rush	pass	total	avg/g
Mike Nebrich	10	393	-35	3015	2980	298.0
Chase Edmonds	12	252	1539	0	1539	128.2
Peter Maetzold	10	130	-31	937	906	90.6
Kendall Pearcey	12	84	570	0	570	47.5
Joseph Pavlik	12	2	12	29	41	3.4
Jarred Brevard	8	12	32	0	32	4.0
Kevin Soares	3	2	15	0	15	5.0
Marcus Jones	10	1	9	0	9	0.9
Nick Glogau	4	3	6	0	6	1.5
Kevin Anderson	3	1	5	0	5	1.7
Marc DeSisto	11	2	-2	0	-2	-0.2
TEAM	9	9	-24	0	-24	-2.7
Total	12	892	2096	3981	6077	506.4
Opponents	12	813	2098	1819	3917	326.4

Field Goals	fg	pct.	01-19	20-29	30-39	40-49	50-99	lg	blk
Michael Marando	16-22	72.7	2-2	5-6	6-9	3-5	0-0	46	3

Punting	no.	yds	avg	lg	tb	fc	i20	50+	blk
Joseph Pavlik	41	1624	39.6	51	2	15	13	5	2
TEAM	2	25	12.5	25	0	0	0	0	0
Total	43	1649	38.3	51	2	15	13	5	2
Opponents	68	2479	36.5	57	4	15	12	3	3

FG Sequence	Fordham	Opponents
SAINT FRANCIS (PA)	(29),33	(30)
Villanova	(31),(38)	35,(42)
RHODE ISLAND	(33)	19
Columbia	(24),(46),47	-
Holy Cross	29,(18)	28,(37)
LAFAYETTE	(36),(22)	(37)
PENN	38,(18)	(29),(32),(27),(48),(34)
Lehigh	(42),(31)	-
COLGATE	36,(37)	-
Bucknell	(24)	(31),47,(44)
GEORGETOWN	(27),42	39
Army	(40)	-

Kickoffs	no.	yds	avg	tb	ob	retn	net	ydln
Michael Marando	89	5154	57.9	9	3			
Total	89	5154	57.9	9	3	20.8	37.4	27
Opponents	56	3051	54.5	6	4	17.5	37.4	27

Numbers in (parentheses) indicate field goal was made.

**2014 Fordham Football**  
**Fordham Overall Individual Statistics (as of Nov 22, 2014)**  
**All games**

All Purpose	g	rush	rcv	pr	kr	ir	total	avg/g
Chase Edmonds	12	1539	97	0	350	0	1986	165.5
Brian Wetzel	12	0	1047	262	0	0	1309	109.1
Tebucky Jones	12	0	999	0	0	0	999	83.2
Sam Ajala	11	0	953	0	0	0	953	86.6
Kendall Pearcey	12	570	103	0	0	0	673	56.1
Dan Light	12	0	385	0	17	0	402	33.5
Ian Williams	12	0	0	0	296	5	301	25.1
Marcus Jones	10	9	176	0	0	0	185	18.5
Jordan Chapma	12	0	0	0	138	20	158	13.2
Adam Malkiewicz	9	0	74	0	0	0	74	8.2
Tony Patrignelli	11	0	39	0	0	0	39	3.5
Robbie Cantelli	11	0	37	0	0	0	37	3.4
Jarred Brevard	8	32	5	0	0	0	37	4.6
Brett Biestek	12	0	0	36	0	0	36	3.0
Phazahh Odom	10	0	32	0	0	0	32	3.2
Jake Dixon	11	0	0	0	0	31	31	2.8
De'Nard Pinckne	12	0	0	0	0	28	28	2.3
Marc DeSisto	11	-2	29	0	0	0	27	2.5
David Conroy	6	0	0	20	0	0	20	3.3
Kevin Soares	3	15	0	0	0	0	15	5.0
Joseph Pavlik	12	12	0	0	0	0	12	1.0
Levon Williams	11	0	0	5	0	2	7	0.6
Nick Glogau	4	6	0	0	0	0	6	1.5
Nick Merino	12	0	0	0	6	0	6	0.5
Kevin Anderson	3	5	0	0	0	0	5	1.7
Ben Johnson	8	0	5	0	0	0	5	0.6
TEAM	9	-24	0	0	0	0	-24	-2.7
Peter Maetzold	10	-31	0	0	0	0	-31	-3.1
Mike Nebrich	10	-35	0	0	0	0	-35	-3.5
Total	12	2096	3981	323	807	86	7293	607.8
Opponents	12	2098	1819	92	1600	90	5699	474.9

**2014 Fordham Football**  
**Fordham Overall Defensive Statistics (as of Nov 22, 2014)**  
**All games**

#	Defensive Leaders	gp	Tackles			tfl/yds	Sacks	Pass defense			Fumbles	blkd		
			ua	a	tot		no-yds	int-yds	brup	qbh	rcv-yds	ff	kick	saf
44	Austin Hancock	12	46	41	87	3.5-23	2.5-22	.	3	1	.	1	.	.
99	DeAndre Slate	12	38	29	67	11.0-39	5.5-28	.	.	6	1-8	1	.	.
10	Jordan Chapman	12	47	17	64	5.0-14	.	1-20	8	.	.	.	1	.
36	Jake Dixon	11	47	13	60	3.5-8	.	1-31	7	.	.	.	.	.
32	Ian Williams	12	41	18	59	1.0-21	.	2-5	11	.	2-0	.	.	1
90	Brett Biestek	12	38	16	54	18.0-85	11.5-64	.	1	3	.	2	2	.
14	De'Nard Pinckney	12	34	20	54	7.0-22	2.0-10	3-28	.	1	.	.	.	.
4	Levon Williams	11	34	19	53	1.5-5	.	2-2	5	1	.	.	.	.
6	George Dawson	12	32	20	52	5.5-13	.	2-0	.	1	.	1	.	.
54	Victor DiFusco	8	29	17	46	0.5-3	0.5-3	.	1	1	.	.	.	.
30	JQ Bowers	12	21	9	30	1.0-43	.	.	5	.	.	.	.	.
50	Nick Merino	12	15	7	22	3.5-14	2.0-2	.	.	1	1-0	2	.	.
13	Justin Yancey	9	9	11	20	2.5-3	.	.	2	1	.	.	.	.
95	Marlon Crook	12	14	5	19	6.5-37	4.0-32	.	1	.	.	1	.	.
91	Justin Vaughn	11	11	8	19	3.0-11	1.0-6	.	.	.	.	.	.	.
8	Lourenzo Smith	11	11	7	18	.	.	.	.	.	.	.	.	.
23	Marcus Fulmore	11	10	2	12	.	.	.	1	.	.	.	.	.
25	Marc DeSisto	11	8	3	11	1.0-6	.	.	.	.	1-0	.	.	.
51	Niko Thorpe	8	5	3	8	.	.	.	.	.	.	.	.	.
31	Caleb Ham	10	2	5	7	.	.	.	.	.	.	.	.	.
79	Roman Herman	7	6	1	7	.	.	.	.	.	.	.	.	.
20	Andrew Erenberg	7	5	1	6	1.0-1	.	.	.	.	1-15	.	.	.
92	Nick Krejci	8	5	.	5	2.0-7	.	.	.	.	.	.	.	.
84	Dan Light	12	2	3	5	.	.	.	.	.	.	.	.	.
16	Alex Leo	10	3	2	5	.	.	.	.	.	.	.	.	.
26	Robbie Cantelli	11	3	2	5	.	.	.	.	.	.	.	.	.
75	Tony Fox	8	1	3	4	.	.	.	.	.	.	.	.	.
80	Adam Malkiewicz	9	4	.	4	.	.	.	.	.	.	.	.	.
29	Griffin Murphy	5	3	.	3	1.0-3	.	.	.	.	1-0	1	.	.
42	David Barletta	2	1	1	2	.	.	.	.	.	.	.	.	.
47	David Conroy	6	2	.	2	1.0-3	.	.	.	1	.	1	1	.
52	Brett Lambert	4	1	1	2	.	.	.	.	.	.	.	.	.
48	Brandon Weir	4	1	1	2	.	.	.	.	.	.	.	.	.
88	Tony Patrignelli	11	1	1	2	.	.	.	.	.	.	.	.	.
22	Chase Edmonds	12	1	1	2	.	.	.	.	.	.	.	.	.
15	Phazahn Odom	10	.	1	1	.	.	.	.	.	.	.	.	.
19	Joseph Pavlik	12	1	.	1	.	.	.	.	.	.	.	.	.
94	Michael Marando	12	1	.	1	.	.	.	.	.	.	.	.	.
17	Makay Redd	1	1	.	1	.	.	.	.	.	.	1	.	.
1	Sam Ajala	11	1	.	1	.	.	.	.	.	.	.	.	.
TM	TEAM	9	.	.	.	.	.	.	.	.	.	.	2	1
93	Robert Carlyle	12	.	.	.	.	.	.	.	.	1-0	.	.	.
Total		12	535	288	823	79-361	28-167	11-86	45	17	8-23	11	6	2
Opponents		12	593	214	807	67-274	31-181	10-90	31	10	4-8	3	7	.

# MIKE NEBRICH

## ALL-AMERICA CANDIDATE



### 2013 Highlights

- Finished fifth in the Walter Payton Award voting
- Named All-America by Beyond Sports Network (Second Team) and The Sports Network (Third Team)
- Named to the College Sporting News 2013 Fabulous Fifth FCS All-America Team
- 2013 Patriot League Offensive Player of the Year
- First Team All-Patriot League
- Named National Performer and National Quarterback of the Week by the College Football Performance Awards (CFPA) and National Co-Offensive Player of the Week by The Sports Network
- Named Patriot League Offensive Player of the Week a league-record five times (following Rhode Island, Temple, Lehigh Georgetown and Holy Cross games)
- Led NCAA FCS in pass completion percentage (73.5) and total offense (376.4), third in completions/game (27.2), passing yards/game (336.9), passing touchdowns and fourth in points responsible/game (20.5)
- Completed 353 of 480 passes for 4,380 yards and 35 touchdowns, setting school records for completions, yards and touchdowns
- Broke the school record with 524 passing yards, completing 39 of 49 passes, against Holy Cross

### 2014 Honors

- Named to the Walter Payton Award watch list
- Named Preseason All-America by Beyond Sports Network (First Team) and The Sports Network (Second Team)
- Named to the Beyond Sports Network 20 FCS Players to Watch List (#1)
- 2013 Patriot League Preseason Offensive Player of the Year
- Preseason All-Patriot League
- Named to the 2014 CFPA Quarterback Watch List
- Named Patriot League Offensive Player of the Week following the Columbia game
- Named Patriot League Offensive Player of the Week following the Holy Cross game
- Named Patriot League Offensive Player of the Week following the Lafayette game
- Set school record with 566 passing yards against Penn while also tying school mark with six touchdown passes



### Career Rushing Stats

Yr.	G	Att.	Yds.	Avg./Rush	Avg./Game	TD	LG
2011	8	8	10	1.2	1.2	0	10
2012	3	36	162	4.5	54.7	4	27
2013	13	154	513	3.3	39.5	9	37
2014	10	50	-35	----	----	1	14
<b>Total</b>	<b>34</b>	<b>248</b>	<b>650</b>	<b>2.6</b>	<b>19.1</b>	<b>14</b>	<b>37</b>

### Career Passing Stats

Year	G	Comp.-Att.-Int.	Pct.	Yards	TD	LG	Yds/Gm
2011	8	5-14-1	35.7	69	0	21	8.6
2012	3	14-23-0	60.9	105	1	17	35.0
2013	13	353-480-7	73.5	4380	35	86	336.9
2014	10	229-343-6	66.8	3015	25	80	301.5
<b>Total</b>	<b>34</b>	<b>601-860-14</b>	<b>69.9</b>	<b>7,675</b>	<b>61</b>	<b>86</b>	<b>225.7</b>

# CHASE EDMONDS ALL-AMERICA CANDIDATE



## 2014 Stats

- Has appeared in all 12 games at running back in 2014
- Has carried 252 times for 1,539 yards and 21 touchdowns, all Patriot League highs
- Second on Fordham single season rushing list (1,539)
- Became first Fordham freshman to rush for 1,000 yards in a season and just the sixth total
- Also has 17 kickoff returns for 350 yards (20.6 average)
- Has 15 receptions for 97 yards with one score
- Third in the NCAA FCS in rushing touchdowns with a school-record 21
- Eighth in the NCAA FCS in all-purpose yards/game (165.50), sixth in total rushing yards and eighth in rushing yards/game (128.3)
- Leads Patriot League in rushing yards/game (128.3)
- Leads Patriot League and third in the NCAA FCS in scoring (11.0 points/game)
- Set Fordham freshman rushing record with 231 yards on 22 carries with four scores against Rhode Island
- Opened season with 19 carries for 181 yards and two scores against Saint Francis, the second best single game total for a Fordham freshman in school history
- Also returned three kickoffs for 119 yards vs. Saint Francis
- His 300 all-purpose yards in Saint Francis game is the second most in an NCAA FCS game this year
- touchdowns

## 2014 Honors

- A finalist for both the Walter Payton (NCAA FCS Offensive Player of the Year) and Jerry Rice (NCAA FCS Rookie of the Year) Awards the only freshman to be a finalist for both awards
- 2014 Patriot League Rookie of the Year
- 2014 First Team All-Patriot League
- Named Patriot League Rookie of the Week six times
- Named Patriot League Offensive Player of the Week twice
- Named Sports Network and ECAC Rookie of the Week twice in 2014
- Named Patriot League Offensive Player of the Week and Rockin' Refuel Performance of the Week following the Rhode Island game



## Career Rushing Stats

Yr.	G	Att.	Yds.	Avg./Rush	Avg./Game	TD	LG
2014	12	252	1539	6.1	128.2	21	87

# Fordham 2013 Preseason Honors

## Preseason All-America

### Sports Network

#### First Team

Sam Ajala, WR  
Stephen Hodge, LB

#### Second Team

Mason Halter, OL  
Mike Nebrich, QB

#### Third Team

Dan Light, TE

### Beyond Sports Network

#### First Team

Sam Ajala, WR  
Mason Halter, OL  
Stephen Hodge, LB  
Mike Nebrich, QB

#### Second Team

Dan Light, TE  
Michael Marando, PK



*Sam Ajala*

## Walter Payton Award Watch List

Sam Ajala, WR  
Mike Nebrich, QB

## Buck Buchanan Award Watch List

Stephen Hodge, LB

## Allstate AFCA Good Works Team® Nominee

Ian Williams

## Mitchell Award Watch List

### Top non-NCAA FBS placekicker)

Michael Marando

## Beyond Sports Network 20 FCS Players to Watch List

#1 - Mike Nebrich  
#10 - Sam Ajala  
#17 - Dan Light

## Patriot League Preseason Offensive Player of the Year

Mike Nebrich

## Patriot League Preseason Defensive Player of the Year

Stephen Hodge

## Preseason All-Patriot League

Sam Ajala, WR  
Brett Biestek, DL  
Mason Halter, OL  
Stephen Hodge, LB  
Tebucky Jones, Jr., WR  
Dan Light, TE

Michael Marando, PK  
Mike Nebrich, QB  
Joe Pavlik, P  
DeAndre Slate, DL  
Brian Wetzels, WR  
Ian Williams, DB

## College Football Performance Awards Watch List

Sam Ajala, WR  
Brett Biestek, DL  
Stephen Hodge, LB  
Tebucky Jones, Jr., WR  
Dan Light, TE

Michael Marando, PK  
Mike Nebrich, QB  
Jorge Solano, KOR  
Brian Wetzels, WR, PR  
Ian Williams, DB



*Mike Nebrich*



*Dan Light*

# Rams Climbing the Record Books

## RUSHING

### Season Yards

1596....	Carlton Koonce.....	2012
<b>1539....</b>	<b>Chase Edmonds.....</b>	<b>2014</b>
1477....	Kirwin Watson.....	2003
1467....	Kirwin Watson.....	2002
1462....	Carlton Koonce.....	2013
1263....	Chip Kron.....	1984
1237....	Xavier Martin.....	2008
1083....	Juan Pacheco.....	1980
1076....	Kirwin Watson.....	2001
1057....	Pierre Davis.....	1977
1022....	James Prydatko.....	2005
968....	Jonte Coven.....	2007

## Rushing Touchdowns

### Season

<b>21.....</b>	<b>Chase Edmonds.....</b>	<b>2014</b>
20.....	Kirwin Watson.....	2003
18.....	Kirwin Watson.....	2002
17.....	Pierre Davis.....	1977
13.....	Carlton Koonce.....	2012
12.....	Chip Kron.....	1984
10.....	Artie Troilo.....	1981
10.....	Rick Hollawell.....	1988

## Pass Completions

### Season

353....	<b>Mike Nebrich.....</b>	<b>2013</b>
284....	John Skelton.....	2009
255....	Ryan Higgins.....	2012
247....	Kevin Eakin.....	2003
239....	Kevin Eakin.....	2002
229....	Joe Moorhead.....	1995
<b>229....</b>	<b>Mike Nebrich.....</b>	<b>2014</b>
228....	John Skelton.....	2008
216....	John Skelton.....	2007

## Completion Percentage

### Season

<b>.735...</b>	<b>Mike Nebrich.....</b>	<b>2013</b>
.659....	Ryan Higgins.....	2012
<b>.668...</b>	<b>Mike Nebrich.....</b>	<b>2014</b>
.644....	John Skelton.....	2009
.631....	Steve O'Hare.....	1997
.629....	Dick Doheny.....	1949
.624....	Kevin Eakin.....	2002
.619....	Mark Carney.....	2001

## Touchdown Passes

### Season

<b>35.....</b>	<b>Mike Nebrich.....</b>	<b>2013</b>
27.....	Mark Carney.....	2001
26.....	John Skelton.....	2009
<b>25.....</b>	<b>Mike Nebrich.....</b>	<b>2014</b>
23.....	Kevin Eakin.....	2003
23.....	Derric Daniels.....	2004
22.....	Kevin Eakin.....	2002
22.....	John Skelton.....	2007
<b>22.....</b>	<b>Mike Nebrich.....</b>	<b>2014</b>

### Career

69.....	John Skelton.....	2006-09
<b>61.....</b>	<b>Mike Nebrich.....</b>	<b>2012-</b>
45.....	Kevin Eakin.....	2000-03
32.....	Mark Carney.....	1998-01
31.....	Dick Doheny.....	1948-50
30.....	Joe Moorhead.....	1992-95
30.....	Derric Daniels.....	2004-06

## Receptions

### Season

101....	Javarus Dudley.....	2003
<b>93....</b>	<b>Sam Ajala.....</b>	<b>2013</b>
<b>89....</b>	<b>Brian Wetzel.....</b>	<b>2013</b>
<b>85....</b>	<b>Tebucky Jones, Jr... 2013</b>	
79....	Jason Caldwell.....	2009
<b>78....</b>	<b>Brian Wetzel.....</b>	<b>2014</b>
77....	Gerry McDermott.....	1999
77....	Javarus Dudley.....	2002
72....	Brian Wetzel.....	2012
71....	Jason Caldwell.....	2010

### Career

295....	Javarus Dudley.....	2000-03
<b>275....</b>	<b>Brian Wetzel.....</b>	<b>2011-</b>
186....	Jason Caldwell.....	2007-10
<b>177....</b>	<b>Dan Light.....</b>	<b>2011-</b>
<b>176....</b>	<b>Sam Ajala.....</b>	<b>2011-</b>
164....	Tom Garlick.....	1989-92
159....	Gerry McDermott.....	1996-99

## Receiving Yards

### Season

<b>1646...</b>	<b>Sam Ajala.....</b>	<b>2013</b>
1439...	Javarus Dudley.....	2003
1252...	Jason Caldwell.....	2009
<b>1154...</b>	<b>Tebucky Jones, Jr... 2013</b>	
1106...	Javarus Dudley.....	2002
1061...	Javarus Dudley.....	2001
<b>1047...</b>	<b>Brian Wetzel.....</b>	<b>2014</b>
1042...	Brian Wetzel.....	2012

### Career

4197...	Javarus Dudley.....	2000-03
<b>3676...</b>	<b>Brian Wetzel.....</b>	<b>2011-</b>
<b>2911...</b>	<b>Sam Ajala.....</b>	<b>2011-</b>
2643...	Jason Caldwell.....	2007-10
2318...	Tom Garlick.....	1989-92
2254...	Gerry McDermott.....	1996-99
1985...	Asa Lucas.....	2006-09

## Receiving Touchdowns

### Season

14....	Javarus Dudley.....	2003
<b>14....</b>	<b>Brian Wetzel.....</b>	<b>2013</b>
<b>14....</b>	<b>Sam Ajala.....</b>	<b>2013</b>
13....	Gerry McDermott.....	1998

### Career

34....	Javarus Dudley.....	2000-03
<b>29....</b>	<b>Brian Wetzel.....</b>	<b>2011-</b>
28....	Gerry McDermott.....	1996-99
21....	Tom Garlick.....	1989-92
<b>19....</b>	<b>Sam Ajala.....</b>	<b>2011-</b>
18....	Jason Caldwell.....	2007-10
17....	Steve Porco.....	2001-04
16....	Alan Pfeifer.....	1949-51

## Kickoff Returns

### Season

<b>43....</b>	<b>Jorge Solano.....</b>	<b>2013</b>
38....	Robert Davis.....	1999
35....	Javarus Dudley.....	2002
<b>31....</b>	<b>Brian Wetzel.....</b>	<b>2012</b>

## Kickoff Return Yards

### Season

<b>909...</b>	<b>Jorge Solano.....</b>	<b>2013</b>
840....	Javarus Dudley.....	2002
736....	Javarus Dudley.....	2001
727...	Robert Davis.....	1999
<b>713...</b>	<b>Brian Wetzel.....</b>	<b>2012</b>

## Field Goals Made

### Season

25....	Patrick Murray.....	2012
<b>19....</b>	<b>Michael Marando.....</b>	<b>2013</b>
18....	Matt Fordyce.....	2002
<b>16....</b>	<b>Michael Marando.....</b>	<b>2014</b>
15....	Brian Colsant.....	2000
12....	Brian Colsant.....	1999
12....	Patrick Murray.....	2010

### Career

<b>42....</b>	<b>Michael Marando.....</b>	<b>2011-</b>
41....	Brain Colsant.....	1998-2001
37....	Micah Clukey.....	2003-06
36....	Patrick Murray.....	2009-12
27....	Steve Troutman.....	1987-90
20....	John Kennedy.....	1983-86
18....	Matt Fordyce.....	1999-2002
16....	Adam Danko.....	2005-08

## Scoring

### Season

<b>132 ...</b>	<b>Chase Edmonds.....</b>	<b>2014</b>
126....	Kirwin Watson.....	2003
<b>120 ...</b>	<b>Michael Marando.....</b>	<b>2013</b>
114....	Kirwin Watson.....	2002
<b>106 ...</b>	<b>Michael Marando.....</b>	<b>2014</b>
105....	Patrick Murray.....	2012
102....	Pierre Davis.....	1977
98....	Matt Fordyce.....	2002
96....	Javarus Dudley.....	2003
90....	Carlton Koonce.....	2012
80....	Micah Clukey.....	2003
78....	Gerry McDermott.....	1998

## Extra Points Made

### Season

<b>64....</b>	<b>Michael Marando.....</b>	<b>2013</b>
<b>58....</b>	<b>Michael Marando.....</b>	<b>2014</b>
47....	Micah Clukey.....	2003
44....	Matt Fordyce.....	2002
43....	Adam Danko.....	2007
34....	Micah Clukey.....	2004



Michael Marando



# 2014 FORDHAM DEPTH CHART

(Sacred Heart Game - 11/29/14)



## OFFENSE

<b>QB</b>	<b>12</b>	<b>Mike Nebrich (Sr., 6-1, 205)</b>
	6	Peter Maetzold (Sr., 6-2, 209)
<b>RB</b>	<b>22</b>	<b>Chase Edmonds (Fr., 5-9, 185)</b>
	3	Kendall Pearcey (So., 5-10, 192)
<b>X</b>	<b>1</b>	<b>Sam Ajala (Sr., 6-1, 198)</b>
	81	Ben Johnson (Jr., 6-2, 203)
<b>Z</b>	<b>5</b>	<b>Tebucky Jones, Jr. (Sr., 6-0, 195)</b>
	88	Tony Patrnelli (Jr., 6-0, 197)
<b>H</b>	<b>24</b>	<b>Brian Wetzel (Sr., 5-11, 190)</b>
	26	Robbie Cantelli (So., 6-0, 190)
<b>TE</b>	<b>84</b>	<b>Dan Light (Sr., 6-4, 265)</b>
	15	Phazahh Odom (Jr., 6-8, 245) or
	80	Adam Malkiewicz (Sr., 6-5, 230)
<b>RT</b>	<b>78</b>	<b>Anthony Coyle (Fr., 6-5, 295)</b>
	71	Garrett Donaldson (Fr., 6-5, 275)
<b>RG</b>	<b>62</b>	<b>Matt Stolte (Sr., 6-3, 271)</b>
	74	Zack Johnson (So., 6-5, 290)
<b>C</b>	<b>60</b>	<b>Joe Mizera (Sr., 6-3, 275)</b>
	58	Ben Hartman (Fr., 6-5, 295)
<b>LG</b>	<b>76</b>	<b>Garrick Mayweather, Jr. (Jr., 6-4, 318)</b>
	72	Erik McCauley (So., 6-4, 292)
<b>LT</b>	<b>64</b>	<b>Mason Halter (Sr., 6-8, 290)</b>
	65	Sam Marlin (So., 6-8, 295)

## DEFENSE

<b>E</b>	<b>50</b>	<b>Nick Merino (Sr., 6-0, 243)</b>
	48	Brandon Weir (So., 6-3, 233)
<b>N</b>	<b>99</b>	<b>DeAndre Slate (Sr., 6-2, 270)</b>
	68	Alex Washington (So., DL, 6-1, 289)
<b>LT</b>	<b>13</b>	<b>Justin Yancey (Sr., 6-0, 300)</b>
	91	Justin Vaughn (So., 6-4, 265)
<b>BAN</b>	<b>90</b>	<b>Brett Biestek (Gr. 6-4, 270)</b>
	95	Marlon Crook, Jr. (So., 6-5, 232)
<b>WILL</b>	<b>14</b>	<b>De'Nard Pinckney (Sr., 6-2, 221)</b>
	42	David Barletta (Jr., 6-4, 234)
<b>MIKE</b>	<b>44</b>	<b>Austin Hancock (Sr., 6-2, 233)</b>
	51	Niko Thorpe (Fr., 5-11, 232)
<b>SAM</b>	<b>6</b>	<b>George Dawson (So., 6-2, 201)</b>
	20	Andrew Erenberg (Jr., 5-9, 205)
<b>CB</b>	<b>32</b>	<b>Ian Williams (Sr., 6-1, 199)</b>
	22	Marcus Fulmore (So., 5-9, 190)
<b>FS</b>	<b>4</b>	<b>Levon Williams (Sr., 6-1, 202)</b>
	31	Caleb Ham (Fr., 6-1, 180)
<b>SS</b>	<b>36</b>	<b>Jake Dixon (Sr., 5-11, 200)</b>
	30	JQ Bowers (Jr., 5-9, 189)
<b>CB</b>	<b>10</b>	<b>Jordan Chapman (Sr., 6-1, 187)</b>
	8	Lourenzo Smith (Sr., 5-11, 190)

## SPECIAL TEAMS

<b>P</b>	<b>19</b>	<b>Joe Pavlik (So., 5-11, 185)</b>
	97	Alejandro Cardenas (Fr., 5-10, 170)
<b>PK</b>	<b>94</b>	<b>Michael Marando (Sr., 5-7, 157)</b>
	17	Makay Redd (So., 6-0, 185)
<b>LSNP</b>	<b>93</b>	<b>Robert Carlyle (Fr., 6-1, 205)</b>
	90	Brett Biestek (Gr. 6-4, 248)

<b>HOLD</b>	<b>24</b>	<b>Brian Wetzel (Jr., 5-11, 183)</b>
	19	Joe Pavlik (So., 5-11, 185)
<b>KO</b>	<b>32</b>	<b>Ian Williams (Sr., 6-0, 199)</b>
<b>RET</b>	<b>10</b>	<b>Jordan Chapman (Sr., 6-1, 187)</b>
<b>PUNT</b>	<b>24</b>	<b>Brian Wetzel (Sr., 5-11, 183)</b>
<b>RET</b>	<b>30</b>	<b>JQ Bowers (Jr., 5-9, 189)</b>

# 2014 FCS TOP 25 POLLS

## Sports Network Top 25 Poll (November 24, 2014)

		<u>2014 Rec.</u>	<u>Pts.</u>	<u>Previous</u>
1	New Hampshire (93)	10-1	3,585	1
2	North Dakota State (39)	11-1	3,472	3
3	Jacksonville State (14)	10-1	3,360	4
4	Eastern Washington	10-2	3,191	5
5	Villanova	10-2	2,962	6
6	Coastal Carolina	11-1	2,783	2
7	Illinois State	10-1	2,766	8
8	Chattanooga	9-3	2,494	9
<b>9</b>	<b>Fordham</b>	<b>10-2</b>	<b>2,362</b>	<b>7</b>
10	UNI	8-4	2,328	11
11	Southeastern Louisiana	9-3	2,326	10
12	Montana	8-4	2,027	13
13	Harvard	10-0	1,620	15
14	South Dakota State	8-4	1,592	16
15	James Madison	9-3	1,558	17
16	Eastern Kentucky	9-3	1,486	14
17	Montana State	8-4	1,411	12
18	Richmond	8-4	1,130	21
19	Sam Houston State	8-4	940	23
20	Liberty	8-4	648	NR
21	Youngstown State	7-5	551	20
22	Bethune-Cookman	9-3	463	25
23	William & Mary	7-5	459	22
24	Idaho State	8-4	404	NR
25	Indiana State	7-5	399	18

## FCS Coaches Top 25 Poll (November 24, 2014)

		<u>2014 Rec.</u>	<u>Pts.</u>	<u>Previous</u>
1	New Hampshire (20)	10-1	644	2
2	Jacksonville State (1)	10-1	610	3
3	North Dakota State (4)	11-1	605	4
4	Eastern Washington	10-2	569	5
5	Villanova	10-2	528	6
6	Coastal Carolina (1)	11-1	519	1
7	Illinois State	10-1	486	7
8	Chattanooga	9-3	462	9
9	Southeastern Louisiana	9-3	448	10
10	UNI	8-4	419	11
11	Montana	8-4	371	13
<b>12</b>	<b>Fordham</b>	<b>10-2</b>	<b>359</b>	<b>8</b>
13	South Dakota State	8-4	317	15
14	Harvard	10-0	309	14
15	James Madison	9-3	248	22
16	Richmond	8-4	244	21
17	Montana State	8-4	238	12
18	Eastern Kentucky	9-3	217	16
19	Sam Houston State	8-4	126	NR
20	Bethune-Cookman	9-3	122	24
21	Indiana State	7-5	108	18
22	Sacred Heart	9-2	91	25
23	Liberty	8-4	82	NR
24	William & Mary	7-5	66	19
25	Youngstown State	7-5	56	20

**Others receiving votes:** Sacred Heart 350, McNeese State 261, North Carolina A&T 75, Stephen F. Austin 74, Charleston Southern 67, Yale 42, Lamar 35, Bryant 24, Samford 23, Southern Illinois 22, Morgan State 22, Alcorn State 20, Cal Poly 17, Dartmouth 16, Northern Arizona 12, Grambling State 11, Jacksonville 11, Bucknell 9, South Carolina State 8, Wagner 7, North Carolina Central 6, Jackson State 5, Western Carolina 5, San Diego 4, Albany 3, Sacramento State 3, Central Arkansas 1.

**Others receiving votes:** McNeese State 45, Stephen F. Austin 33, Idaho State 33, Charleston Southern 24, Alcorn State 18, Cal Poly 12, South Carolina State 11, North Carolina A&T 10, Yale 10, Central Arkansas 3, San Diego 2, Wagner 2, Morgan State 1, Dartmouth 1.



# 2014 FORDHAM UNIVERSITY FOOTBALL ROSTER

No.	Name	Cl.	Pos.	Ht.	Wt.	Hometown/High School (Last School)	No.	Name	Cl.	Pos.	Ht.	Wt.	Hometown/High School (Last School)
1	Sam Ajala	Sr.	WR	6-1	198	DeSoto, Tex./DeSoto	50	Nick Merino	Sr.	DL	6-0	243	Woodstock, Ga./Etowah
2	Clayton Welsh	Fr.	QB	6-2	190	Portland, Ore./Sunset	51	Niko Thorpe	Fr.	LB	5-10	232	Pittsburgh, Pa./Central Catholic
3	Kendall Pearcey	So.	RB	5-10	192	Lutz, Fla./Steinbrenner	52	Brett Lambert	So.	LB	6-1	225	Holmdel, N.J./Holmdel
4	Levon Williams	Sr.	DB	6-1	202	Brooklyn, N.Y./Fort Hamilton	53	Nick Zawisha	Jr.	LB	6-0	205	Garden City, N.Y./Garden City
5	Tebucky Jones, Jr.	Sr.	WR	6-0	195	Farmington, Conn./New Britain (UConn)	54	Victor DiFusco	Sr.	LB	6-0	234	Mahopac, N.Y./Mahopac
6	George Dawson	So.	LB	6-2	201	Bronx, N.Y./Cardinal Hayes	55	Manny Adeyeye	So.	DL	6-5	270	Malverne, N.Y./Malverne
6	Peter Maetzold	Sr.	QB	6-2	209	Friendswood, Tex./Friendswood	56	John O'Boyle	Fr.	OL	6-2	240	Scranton, Pa./Scranton Prep
7	Marcus Jones	Sr.	WR	6-0	187	Pennsauken, N.J./Pennsauken (ASA)	57	Ty Green	Fr.	DL	6-4	255	Ashland, Ohio/Ashland
8	Lourenzo Smith	Sr.	DB	5-11	190	North Richland Hills, Tex./Richland	58	Ben Hartman	Fr.	OL	6-5	285	Del Rio, Texas/Del Rio
9	Jorge Solano	So.	WR	5-9	180	Coral Springs, Fla./Coral Springs Char	59	Jonathan Dimon	Fr.	LB	6-0	220	Florence, N.J./Notre Dame
10	Jordan Chapman	Sr.	DB	6-1	187	Southington, Conn./Southington	60	Joseph Mizera	Sr.	OL	6-3	275	Frankfort, Ill./Lincoln Way East
11	Kyvaune Brammer	So.	WR	6-3	190	Brooklyn, N.Y./Brooklyn Tech	62	Matt Stolte	Sr.	OL	6-3	271	Monroe Township, N.J./Monroe Township
12	Mike Nebrich	Sr.	QB	6-1	205	Burke, Va./Lake Braddock (UConn)	63	Sean Hoey	Fr.	OL	6-3	275	Ipswich, Mass./St. John's Prep
13	Justin Yancey	Sr.	DL	6-0	300	Dallas, Tex./Richardson Berkner	64	Mason Halter	Sr.	OL	6-8	290	Hinckley, Ohio/St. Ignatius
14	Kevin Anderson	So.	QB	6-2	195	Boca Raton, Fla./Boca Raton	65	Sam Marlin	So.	OL	6-8	295	Harrisburg, Pa./Mechanicsburg
14	De'Nard Pinckney	Sr.	LB	6-2	221	Toledo, Ohio/Sylvania Southview	66	Charlie Credendino	So.	OL	6-3	313	Harrison, N.Y./Harrison
15	Phazahn Odom	Jr.	TE	6-8	245	Barnwell, S.C./Barnwell	67	Nick Angeli	Fr.	DL	6-1	255	Jersey City, N.J./St. Peter's Prep
16	Alex Leo	Sr.	DB	6-0	196	Hillsborough, N.J./Immaculata	68	Alex Washington	So.	DL	6-1	289	Columbus, Ohio/St. Francis De Sales
17	Makay Redd	So.	K	6-0	185	Alamo, Calif./Monte Vista	69	Tim Donahue	Jr.	OL	6-5	323	Howell, N.J./Howell
18	Nick Glogau	Sr.	QB	6-0	191	Plano, Tex./Plano West	70	Kyle Vaughn	So.	OL	6-4	270	Westport, Conn./Staples
19	Joseph Pavlik	So.	P	5-11	185	Chicago, Ill./Mount Carmel	71	Garrett Donaldson	Fr.	OL	6-5	275	North Palm Beach, Fla./Benjamin School
20	Andrew Erenberg	Jr.	RB	5-9	205	Venetia, Pa./Peters Township	72	Erik McCauley	So.	OL	6-4	292	Shelby, N.C./Shelby
21	Jarred Brevard	Fr.	RB	5-8	182	Pittsburgh, Pa./Shady Side Academy	73	Josh Klecko	So.	DL	6-2	270	Red Bank, N.J./Red Bank Catholic (Rutgers)
22	Chase Edmonds	Fr.	RB	5-9	185	Harrisburg, Pa./Central Dauphin East	74	Zack Johnson	So.	OL	6-5	290	Bellerose Village, N.Y./Chaminade
23	Marcus Fulmore	So.	DB	5-9	190	Burlington, N.J./Pennington School	75	Tony Fox	Fr.	DL	6-2	283	Fairfield, Conn./Fairfield College Prep
24	Brian Wetzel	Sr.	WR	5-11	190	Dallas, Tex./Jesuit College Prep	76	Garrick Mayweather, Jr.	Jr.	OL	6-4	318	Baton Rouge, La./McKinley
25	Marc DeSisto	Sr.	RB	5-10	200	Barrington, R.I./Barrington	77	Jack Treanor	So.	OL	6-3	270	Annapolis, Md./Severn
26	Robbie Cantelli	So.	WR	6-0	190	Holmdel, N.J./Holmdel	78	Anthony Coyle	Fr.	OL	6-5	295	Staten Island, N.Y./Tottenville
27	Marcus Hicks	Fr.	DB	5-10	170	Millersville, Md./Old Mill Senior	79	Roman Herman	Sr.	DL	6-3	270	Upper Saddle River, N.J./Don Bosco
29	Griffin Murphy	Sr.	LB	6-2	230	Southborough, Mass./St. John's	80	Adam Malkiewicz	Sr.	TE	6-5	230	San Marcos, Calif./The Bishop School
30	JQ Bowers	Jr.	DB	5-9	189	Sylvania, Ohio/Sylvania Southview	81	Ben Johnson	Jr.	WR	6-2	203	Orchard Park, N.Y./Orchard Park
31	Caleb Ham	Fr.	Ath.	6-1	180	McDonough, Ga./Union Grove	83	Conor Cassidy	Fr.	WR	6-2	205	Wayne, N.J./Don Bosco Prep (NJ)
32	Ian Williams	Sr.	DB	6-1	199	West Palm Beach, Fla./The King's Aca.	84	Dan Light	Sr.	TE	6-5	265	Sutton, Mass./St. John's
34	Cole Harris	Fr.	LB	6-0	200	New Canaan, Conn./New Canaan	85	James Orfini	Fr.	TE	6-5	200	Washington, D.C./Gonzaga College H.S.
35	Kyle Wucherpfeffig	So.	PK	6-1	175	Glastonbury, Conn./Glastonbury	87	Luke Arlotto	So.	WR	6-0	160	Chapel Hill, N.C./East Chapel Hill
36	Jake Dixon	Sr.	DB	5-11	200	Portage, Ind./Portage	88	Tony Patrignelli	Jr.	WR	6-0	197	Central Valley, N.Y./Monroe-Woodbury
37	Liam Cadman	Fr.	WR	6-2	181	Naperville, Ill./Benet Academy (IL)	89	Tanner Morrow	Fr.	WR	6-4	180	Greenlawn, N.Y./Harborfields
38	Vincent Sansone	Fr.	DB	5-11	208	Cheshire, Conn./Cheshire (Phillips Ex.)	90	Brett Biestek	Gr.	DL	6-4	270	Yalesville, Conn./Mark T. Sheehan
39	Kevin Soares	Sr.	RB	5-10	212	Croton, N.Y./Croton-Harmon	91	Justin Vaughn	So.	DL	6-4	265	Hamilton, Ontario/Niagara Academy
41	Eric Darnell	Sr.	DB	5-11	196	El Paso, Tex./Franklin	92	Nick Krejci	Jr.	DL	5-11	247	Naperville, Ill./Naperville North
42	David Barletta	Jr.	LB	6-4	220	New Providence, N.J./New Providence	93	Robert Carlyle	Fr.	LS	6-1	205	West Nyack, N.Y./Clarkstown South (York)
43	Stephen Hodge	Sr.	LB	6-2	212	Medford, N.J./Shawnee	94	Michael Marando	Sr.	K	5-7	157	Brooklyn, N.Y./Xaverian
44	Austin Hancock	Sr.	LB	6-2	233	McMurray, Pa./Peter's Township	95	Marlon Crook, Jr.	So.	DL	6-5	232	Forestville, Md./Bishop McNamara
45	Roddy Roche	So.	DB	6-3	205	Wantagh, N.Y./Wantagh	97	Alejandro Cardenas	Fr.	K	5-10	170	Miami Beach, Fla./Immaculata-La Salle
46	Steven Samela	So.	DB	5-8	165	Stamford, Conn./Stamford	99	DeAndre Slate	Sr.	DL	6-2	270	Frankfort, Ill./Lincoln Way East
47	David Conroy	Jr.	DL	6-2	224	Walpole, Mass./Walpole							
48	Brandon Weir	So.	DL	6-3	233	Poughkeepsie, N.Y./Poughkeepsie							
49	Patrick Fordham	Fr.	K	5-9	165	San Jose, Calif./St. Francis							

## Excuse Me?

Mayy Adeyeye Ah-DAY-ay-yeah  
 Sam Ajala Ah-JA-la  
 Brett Biestek BEE-stick  
 Kyvaune Brammer KAY-vahn  
 Victor DiFusco De-FUSE-co  
 Nick Glogau GLOW-gow  
 Nick Krejci CRAY-chee  
 Peter Maetzold MATS-old  
 Adam Malkiewicz Mal-CO-witz  
 Michael Marando ma-RAN-doh  
 Michael Nebrich KNEE-brick  
 Phazahn Odom Fay-ZAHN  
 Makay Redd Mah-KAY  
 Matt Stolte STOLE-tee

Brendan Weir WEAR  
 Nick Zawisha za-WISH-sha

### Roster Breakdown

By Class:	
Freshmen.....	20 Juniors.....11
Sophomores.....	27 Seniors.....32

## THE LAST TIME...

### Fordham

shut out an opponent .....	55-0 vs. Lock Haven, 8-30-12
shut out by an opponent .....	21-0 vs. Bucknell, 11-12-11
was in a tie game .....	3-3 vs. Richmond, 10-21-95
<b>scored 40 points .....</b>	<b>48-27 at Lehigh, 10-25-14</b>
<b>scored 50 points .....</b>	<b>52-7, vs. Georgetown, 11-15-14</b>
<b>scored 60 points .....</b>	<b>60-22 vs. Penn, 10-11-14</b>
scored 70 points .....	78-7 vs. New Haven, 11-19-77
<b>had an opponent score 40 points.....</b>	<b>42-31 at Army, 11-22-14</b>
<b>had an opponent score 50 points.....</b>	<b>50-6 at Villanova, 9-6-13</b>
had an opponent score 60 points .....	68-0 at Penn State, 11-2-46
had an opponent score 70 points .....	75-0 vs. Penn State, 10-11-47
<b>did not commit a turnover.....</b>	<b>at Georgetown, 11-15-14</b>
played an overtime game .....	at Bucknell, 11-7-14 (30-27, W, 1-OT)

### The Last Time a Fordham Player had ...

<b>30 rushing attempts.....</b>	<b>by Chase Edmonds (32) at Lehigh, 10-25-14</b>
40 rushing attempts .....	by Xavier Martin (31) vs. Georgetown, 11-15-08
a 60-yard run .....	by Jonte Coven (61) vs. Holy Cross, 11-3-07
an 80-yard run .....	by Carlton Koonce (92) at Columbia, 9-22-12
<b>100 yards rushing.....</b>	<b>by Chase Edmonds (103) at Bucknell, 11-7-14</b>
<b>200 yards rushing.....</b>	<b>by Chase Edmonds (231) vs. Rhode Island, 9-13-14</b>
300 yards rushing .....	by John Mullen (370) vs. Cathedral, 1902
three receiving touchdowns .....	by Brian Wetzel (3) at Colgate, 11-23-13
<b>three rushing touchdowns .....</b>	<b>by Kendall Pearcey vs. Georgetown, 11-15-14</b>
<b>four rushing touchdowns.....</b>	<b>by Chase Edmonds vs. Rhode Island, 9-13-14</b>
<b>five rushing touchdowns.....</b>	<b>by Chase Edmonds at Lehigh, 10-25-14</b>
20 completions .....	by Mike Nebrich (27) at Army, 11-22-14
30 completions .....	by Mike Nebrich (36) vs. Penn, 10-11-14
200 yards passing .....	by Peter Maetzold (285) vs. Georgetown, 11-15-14
300 yards passing .....	by Mike Nebrich (352) at Army, 11-22-14
400 yards passing .....	by Mike Nebrich (435) at Columbia, 9-20-14
500 yards passing .....	by Mike Nebrich (566)* vs. Penn, 10-11-14
three touchdown passes .....	by Mike Nebrich (3) at Army, 11-22-14
<b>four touchdown passes.....</b>	<b>by Mike Nebrich at Holy Cross, 9-27-14</b>
five touchdown passes.....	by Mike Nebrich at Colgate, 11-23-13
<b>six touchdown passes .....</b>	<b>by Mike Nebrich vs. Penn, 10-11-14</b>
10 or more receptions.....	by Brian Wetzel (12) at Army, 11-22-14
100 yards receiving.....	by Brian Wetzel (193) at Army, 11-22-14
200 yards receiving.....	by Tebucky Jones, Jr. (203) vs. Penn, 10-11-14
two 100-yard receivers.....	by Sam Ajala (124) and Brian Wetzel (103) vs. Georgetown, 11-15-14
three 100-yard receivers.....	by Jason Caldwell (128), David Moore (141) and Asa Lucas (105) at G'town, 11-21-09
<b>a 40-yard field goal.....</b>	<b>by Michael Marando (40) at Army, 11-22-14</b>
a 50-yard field goal .....	by Patrick Murray (55)* at Cincinnati 10-13-12, (52) vs. Lock Haven, 8-30-12 (50) at Villanova, 9-8-12, (51) at Columbia, 9-22-12
three field goals in a game .....	by Michael Marando vs. Sacred Heart, 11-30-13
<b>six or more extra points.....</b>	<b>by Michael Marando (7) vs. Georgetown, 11-15-14</b>
<b>a two-point conversion.....</b>	<b>by Brett Biestek (pass from Mike Nebrich) vs. Penn, 10-11-14</b>
<b>a 50-yard punt .....</b>	<b>by Joe Pavlik (51) vs. Lafayette, 10-3-14</b>
a 60-yard punt .....	by Patrick Murray (61) at Holy Cross, 10-27-12
a 70-yard punt .....	by Patrick Murray (73) at Rhode Island, 9-24-11
10 or more punts .....	by Anthony DiFino (11) at Albany, 9-11-04
<b>a fumble recovered for touchdown.....</b>	<b>by Ian Williams (0 yards) vs. Rhode Island, 9-13-14</b>
<b>a fumble returned for touchdown.....</b>	<b>by DeAndre Slate (8 yards) vs. Penn, 10-11-14</b>
a punt returned for touchdown .....	by Brian Wetzel (81) at Colgate, 11-23-13
a kickoff returned for touchdown.....	by Jorge Solano (96) at Saint Francis, 9-28-13
a interception returned for touchdown .....	by Jordan Chapman (29) at Georgetown, 10-12-13
a blocked punt returned for touchdown .....	blocked by Dave Scoblick, returned by Lance Peck (10) vs. Towson, 11-1-97
<b>a safety recorded .....</b>	<b>vs. Colgate, 11-2-14 (Justin Yancey and George Dawson TFL in end zone)</b>
<b>a blocked punt .....</b>	<b>by Brett Biestek and David Conroy, vs. Georgetown, 11-15-14</b>
a blocked field-goal attempt.....	by Jordan Chapman/Ian Williams vs. Bucknell, 11-9-13
<b>a blocked extra-point attempt.....</b>	<b>vs. Colgate, 11-1-14</b>
a defensive extra point .....	by Jason Jacobs (87 yard return of PAT) vs. Princeton, 9-28-91

\* - School Record

# 2014 COMPOSITE SCHEDULE

DATE	St. Francis (4-6)	Villanova (10-2)	URI (1-11)	Columbia (0-10)	Holy Cross (4-8, 2-4)	Lafayette (5-6, 3-3)	Penn (2-8)	Lehigh (3-8, 2-4)	Colgate (5-7, 3-3)	Bucknell (8-3, 4-2)	Georgetown (3-8, 1-5)	Army (4-7)
Aug. 30	at Fordham 52-23, L	at Syracuse 27-26 (2ot), L	Open		at Albany 14-14, L				at Ball State 30-10, L	VMI 42-38, W	WAGNER 21-3, L	
Sept. 6	CLARION 27-13, W	FORDHAM 50-6, W	at Marshall 48-7, L		MORGAN STATE 29-26, W	at Sacred Heart 27-14, L		JAMES MADISON 31-28, L	Open	at Marist 22-0, W	at Dayton 23-14, L	BUFFALO 47-39, W
Sept. 13	at James Madison 38-22, L	Open	at Fordham 54-7, L		CENT. CONN. STATE 20-7, W	ROBERT MORRIS 50-3, W		at New Hampshire 45-27, L	at Delaware 28-25, L	Open	at Marist 27-7, W	at Stanford 35-0, L
Sept. 20	at Youngstown State 52-23, L	JAMES MADISON 49-31, W	ALBANY 37-20, L	FORDHAM 49-7, L	at Harvard 41-18, L (Sept. 19)	at William & Mary 33-19, L	at Jacksonville 34-31, L	at Yale 54-43, L	CORNELL 27-12, W	at Sacred Heart 36-20, W	BROWN 17-3, W	at Wake Forest 24-21, L
Sept. 27	Open	at Penn 41-7, W	at Cent. Conn. State 38-14, L	ALBANY 42-7, L	FORDHAM 45-16, L	WAGNER 35-23, W	VILLANOVA 41-7, L	MONMOUTH 28-21, L	GEORGE-TOWN 19-0, L	CORNELL 20-7, W	at Colgate 19-0, L	at Yale 49-43 (ot), L
Oct. 4	Open	at Maine 41-20, W	BROWN 20-13, L	PRINCETON 38-6, L	at Colgate 20-17, L	at Fordham 42-18, L	at Dartmouth 31-13, L	Open	HOLY CROSS 20-17, W	at Bryant 34-15, L	HARVARD 34-3, L	BALL STATE 33-24, W
Oct. 11	at Wagner 46-39 (2ot), L	RHODE ISLAND 44-21, W	at Villanova 44-21, L	at Monmouth 61-28, L	at Brown 27-24 (ot), L	GEORGE-TOWN 24-21, W	at Fordham 60-22, L	BUCKNELL 45-24, L	PRINCETON 31-30, W	at Lehigh 45-24, W	at Lafayette 24-21, L	RICE 41-21, L
Oct. 18	BRYANT 42-27, L	at William & Mary 35-31, W	at Richmond 37-0, L	at Penn 31-7, L	at Dartmouth 24-21, L	at Harvard 24-14, L	COLUMBIA 31-7, W	at Cornell 31-14, W	at Yale 45-31, L	Open	Open	at Kent State 39-17, L
Oct. 25	at Sacred Heart 30-27, W	MORGAN ST. 48-28, W	MAINE 20-14, L	DARTMOUTH 27-7, L	at Lafayette 24-14, W	HOLY CROSS 24-14, L	at Yale 43-21, L	FORDHAM 48-27, L	at Albany 24-17, L	GEORGE-TOWN 22-17, W	BUCKNELL 22-17, L	Open
Nov. 1	DUQUESNE 26-16, W	at Richmond 10-9, L	at Delaware 28-13, L	YALE 25-7, L	Open	at Bucknell 27-24 (ot), L	BROWN 21-13, L	at Georgetown 27-19, W	at Fordham 37-13, L	LAFAYETTE 27-24 (ot), W	LEHIGH 27-19, L	AIR FORCE 23-6, L
Nov. 8	Open	TOWSON 42-14, W	NEW HAMPSHIRE 41-14, L	at Harvard 45-0, L	LEHIGH 27-20, W	at Colgate 19-16, W	at Princeton 22-17, L	at Holy Cross 27-20, L	LAFAYETTE 19-16, L	FORDHAM 30-27 (ot), L	Open	UCONN 35-21, W
Nov. 15	at Robert Morris 40-7, W	ALBANY 48-31, W	at Stony Brook 35-14, L	CORNELL 30-27, L	BUCKNELL 31-24, L	Open	HARVARD 34-24, L	COLGATE 30-27, W	at Lehigh 30-27, L	at Holy Cross 31-24, W	at Fordham 52-7, L	at Western Kentucky 52-24, L
Nov. 22	CENT. CONN. STATE 22-17, L	at Delaware 35-28, W	TOWSON 13-7, W	at Brown 41-7, L	at Georgetown 21-16, L	LEHIGH 27-7, W	at Cornell 34-26, W	vs. Lafayette 27-7, L	at Bucknell 21-6, W	COLGATE 21-6, L	HOLY CROSS 21-16, W	FORDHAM 42-31, W

vs. Navy  
(Dec. 13)  
3:00 p.m.

## Rams In The NCAA Rankings

Here is a list of Rams who are ranked among the 2014 NCAA FCS statistical leaders (as of Nov. 24):

Player	Category	Avg.	Rank
Chase Edmonds	Rushing TDs	21	T3rd
Chase Edmonds	Scoring	11.0	3rd
Mike Nebrich	Pass. Eff.	161.2	3rd
Mike Nebrich	Passing Yards/Gm	301.5	4th
Chase Edmonds	Rushings Yds	1539	6th
Mike Nebrich	Comp./Game	22.90	7th
Mike Nebrich	Yds/Pass Att.	8.79	7th
Chase Edmonds	All-Purpose Yds	165.50	8th
Chase Edmonds	Rushings Yds/Gm	128.3	8th
Mike Nebrich	Passing TDs	25	9th
Mike Nebrich	Comp. %	.668	9th
Brett Biestek	Sacks/Game	0.96	10th
Mike Nebrich	Total Offense	298.0	10th
Mike Nebrich	Passing Yards	3015	11th
Brian Wetzel	Punt Ret. Avg.	11.4	12th
Michael Marando	FG/Game	1.33	13th
Brian Wetzel	Rec. Yards	1047	13th
Mike Nebrich	Pts Respn. For/Gm	16.0	13th
Tebucky Jones, Jr.	Rec. TDs	10	T13th
Brian Wetzel	Recpt./Game	6.5	15th
Chase Edmonds	Rush Yds/Carry	6.11	16th
Michael Marando	Scoring	8.8	16th
Tebucky Jones, Jr.	Rec. Yards	999	18th
Brian Wetzel	Rec. Yards/Game	87.3	20th
Sam Ajala	Rec. Yards/Game	86.6	21st
Sam Ajala	Rec. Yards	953	23rd
Mike Nebrich	Passing Yds/Comp	13.17	24th
Mike Nebrich	Pts Respn. For	160	24th
Tebucky Jones, Jr.	Rec. Yards/Game	83.3	25th

### TEAM STATS

Category	Avg.	Rank
Completion %	.674	1st
Passing Offense	331.8	3rd
Scoring Offense	42.2	3rd
Team Passing Eff.	162.00	3rd
Fourth Down Conv.	.722	4th
Total Offense	506.4	5th
Passing Yards Allowed	151.6	6th
First Downs	294	10th
Red Zone Def.	.711	15th
Team Pass Eff. Def.	109.07	15th
Punt Returns	12.92	17th
Total Defense	326.3	23rd
Third Down Conv.	.441	24th
First Downs Def.	207	26th
Scoring Def.	21.6	28th

## Fordham Single Game Records on the NCAA FCS Level

### INDIVIDUAL

#### Scoring

Points, Game:..... 30, Kirwin Watson, twice, last vs. Georgetown, 11-1-03  
 Touchdowns, Game:..... 5, Kirwin Watson, 2x, last vs. G'town, 11-1-03

#### Total Offense

Yards, Game: ..... 473, John Skelton vs. Holy Cross, 10-31-09

#### Rushing

Attempts, Game: ..... 40, 3x, last Xavier Martin vs. Georgetown, 2008  
 Yards, Game: ..... 256, Kirwin Watson vs. Holy Cross, 11-17-01  
 Touchdowns, Game:..... 5, 2x, Kirwin Watson, last vs. G'Town, 11-1-03  
**5, Chase Edmonds at Lehigh, 10-25-14**

#### Receiving

Receptions, Game:..... 14, Kendal Creer vs. Harvard, 10-16-99  
 Yards, Game: ..... 282, Sam Ajala at Yale, 10-19-13  
 Touchdowns, Game:..... 4, Javarus Dudley at Towson, 11-22-03  
 4, Jason Caldwell at Cornell, 10-17-09  
**4, Sam Ajala at Yale, 10-19-13**

#### Passing

Completions, Game:..... 43, John Skelton vs. Holy Cross, 10-31-09  
 Attempts, Game: ..... 67, John Skelton vs. Holy Cross, 10-31-09  
 Yards, Game: ..... 566, Mike Nebrich vs. Penn, 10-11-14  
 Touchdowns, Game:..... 6, Kevin Eakin at Rhode Island, 9-6-03  
**6, Mike Nebrich vs. Penn, 10-11-14**

#### Kicking

Punts, Game: ..... 12, three times  
 Punting Yards, Game:..... 423, Barry Cantrell vs. Villanova, 9-3-94  
 Extra Points, Game:..... 9, Micah Clukey at Rhode Island, 9-6-03  
 Field Goals, Game:..... 5, Matt Fordyce at Northeastern, 11-30-02  
 Field Goal, Longest:..... 52, Patrick Murray vs. Lock Haven, 8-30-12

#### Returns

Kick Returns, Game: ..... 7, Robert Davis vs. Brown, 10-30-99  
 Kick Returns Yards, Game: ..... 215, Robert Davis vs. Brown, 10-30-99  
 Punt Returns, Game: ..... 9, Brad Jordan vs. Penn, 10-3-92

#### Interceptions

Interceptions, Game:..... 3, Tad Kornegay vs. Duquesne, 9-25-04  
 ..... 3, Tad Kornegay vs. Brown, 10-9-04  
 3, Isa Abdul El-Quddus at Cornell, 10-17-09

### TEAM

#### Scoring

Points, Game:..... 63 at Rhode Island, 9-6-03  
 Points Against, Game:..... 59 vs. Lafayette, 11-3-90  
 Touchdowns, Game:..... 9, at Rhode Island, 9-6-03

#### Total Offense

Yards, Game: ..... 730 vs. Penn, 10-11-14

#### Rushing

Attempts, Game: ..... 62 vs. Fairfield, 9-9-00  
 Yards, Game: ..... 344 vs. Bucknell, 11-5-05  
 Touchdowns, Game:..... 5, three times, last vs. Georgetown, 11-1-03

#### Passing

Completions, Game:..... 43 vs. Holy Cross, 10-31-09  
 Attempts, Game: ..... 67 vs. Holy Cross, 10-31-09  
 Yards, Game: ..... 566 vs. Penn, 10-11-14  
 Touchdowns, Game:..... 7 vs. Penn, 10-11-14

#### Kicking

Punts, Game: ..... 13 vs. Penn, 10-3-92  
 Punting Yards, Game: ..... 453 vs. Penn, 10-23-92  
 Extra Points, Game:..... 9 at Rhode Island, 9-6-03  
 Field Goals, Game:..... 5, 2002

# The 2014 Season

## GAME 1

Saint Francis 23  
Fordham 52



August 30, 2014 - Coffey Field

Missing some keys players, Fordham head coach Joe Moorhead preached to his players in the week leading up to the season opener that the Rams should not use it as an excuse. He told those who were stepping into the role to embrace the opportunity to contribute, which many did, as the #11/12 Rams opened the 2014 season with a 52-23 win over Saint Francis University on Jack Coffey Field.

The win was Fordham's eighth straight on Jack Coffey Field, setting a school record for longest home winning streak since the venue opened in 1970. The former seven-game mark was set between 2001 and 2002.

No one on the squad took Moorhead's plea to heart better than freshman running back Chase Edmonds. He set the school freshman rushing record with 181 yards on 19 carries with two touchdowns (the former mark was 157 yards set by Xavier Martin in 2007). He also accumulated 119 kickoff yards on three returns and for good measure made a tackle on special teams. About the only thing he didn't do tonight was sell popcorn, but if given the opportunity, it would probably be a good bet to invest in Orville Redenbacher's® stock.

The 52 points put on the board by the Rams is the most by Fordham in a season opener on Jack Coffey Field against an NCAA FCS opponent (previous record was the 51 points scored by Fordham against Rhode Island in last year's season opener).

The Rams amassed 427 yards of total offense, led by Edmonds and quarterback Mike Nebrich, who completed eleven passes for 188 yards and three scores.

Not to be outdone by the offense, the Fordham defense stepped up, recording eight tackles for loss, five sacks, forcing three fumbles and holding the Red Flash to just 36 passing yards in the game.

Saint Francis	0	3	0	20	-	23
Fordham	10	14	14	14	-	52

1st	8:51	Ford	Marando 29 FG
	2:01	Ford	Light 3 pass from Nebrich (Marando kick)
2nd	13:39	Ford	Cantelli 23 pass from Nebrich (Marando kick)
	6:40	Ford	Pearcey 1 run (Marando kick)
	3:32	SFU	Geesey 30 FG
3rd	13:44	Ford	Edmonds 4 run (Marando kick)
	2:09	Ford	Pearcey 12 run (Marando kick)
4th	12:00	SFU	Dickson 1 run (Geesey kick)
	11:43	Ford	Wetzel 35 pass from Nebrich (Marando kick)
	9:20	SFU	Dickson 48 run (Geesey kick)
	7:36	Ford	Edmonds 5 run (Marando kick)
	2:09	SFU	Bagley 8 run (Geesey kick)

Team	Saint Francis	Fordham
First Downs	14	19
Rushes-Yards (Net)	58-206	36-241
Passing Yards	36	186
Passes (Att.-Cmp.-Int)	14-5-0	28-13-0
Total Net Yards	242	427
Return Yards	9	0
Punts-Avg.	8-36.2	4-34.2
Fumbles-Lost	3-1	1-1
Penalties-Yards	10-90	8-75
Possession	38:21	21:39
Att. - 3,462	Weather: Cloudy, 73	

**Rushing:** SFU: Khairi Dickson 33-244, Marcus Begley 10-26. Ford: Edmonds 19-181, Pearcey 10-36.

**Passing:** SFU: Max Ward 11-3-0-15. Ford: Nebrich 26-11-0-188.

**Receiving:** SFU: Franklyn Williamson 2-21, Frank Failace 2-9. Ford: T. Jones 5-72, Light 4-13, Wetzel 3-78.

## GAME 2

Fordham 6  
Villanova 50



September 6, 2014 - Villanova Stadium

Last year, quarterback Mike Nebrich rushed for more than 100 yards and the defense forced five fumbles in #11/10 Fordham's win over #10/7 Villanova on Jack Coffey Field. This year, the Rams' offense couldn't get on track, rushing for just 18 net yards while committing two turnovers as Villanova ran away with a 50-6 win over Fordham at Villanova Stadium.

After Villanova missed a field goal on its first possession, quarterback John Robertson drove the Wildcats down field on the second where they faced a third and ten at the Fordham 20. Robertson kept it himself on the play and not only picked up the first down but found the end zone to give Villanova a 7-0 lead with 3:38 left in the first.

The Fordham offense seemed to get going on the ensuing drive but the Rams had to settle on a Michael Marando 31-yard field goal to make it a 7-3.

A long return on the kickoff gave the Wildcats possession at midfield and Villanova drove to the Fordham 31 where Marlon Crook, Jr. chased Robertson out of the pocket and Robertson threw the ball away but was called for intentional grounding, giving the Rams the ball their own 49.

An eleven-yard completion from Nebrich to Ajala moved the ball over midfield but the drive would stall at the Villanova 36 where Marando lined up for a 53-yard field goal attempt. But before he could get it off, a bolt of lightning streaked across the sky, causing the game to be delayed by over an hour.

When play resumed, the Rams decided to go for it on fourth down but Nebrich was sacked back to the 39, turning the ball over to Villanova.

Robertson drove the Wildcats to the Fordham 16 where he found Austin Medley in the end zone with a scoring strike and a 13-3 Wildcat lead with 10:54 left in the half, the first of 33 unanswered points for Villanova.

Fordham	3	0	3	0	-	6
Villanova	7	26	7	10	-	50

1st	3:58	Vill	Robertson 20 run (Weyler kick)
	1:49	Ford	Marando 31 FG
2nd	10:52	Vill	Medley 16 pass from Robertson (kick failed)
	6:04	Vill	Livers 9 pass from Robertson (kick failed)
	4:51	Vill	Calitro 35 int. ret. (Gough kick)
	0:57	Vill	Livers 21 pass from Robertson (Gough kick)
3rd	10:18	Vill	Underswood 1 run (Gough kick)
	0:11	Ford	Marando 38 FG
4th	10:47	Vill	Gough 42 FG
	6:24	Vill	Gudzakj 61 run (Gough kick)

Team	Fordham	Villanova
First Downs	14	28
Rushes-Yards (Net)	18	300
Passing Yards	201	214
Passes (Att.-Cmp.-Int)	36-16-2	25-18-0
Total Net Yards	219	514
Return Yards	0	67
Punts-Avg.	6-39.7	1-37.0
Fumbles-Lost	0-0	2-1
Penalties-Yards	3-35	11-117
Possession	26:28	33:32
Att. - 6,151	Weather: Cloudy, hot, humid, 90	

**Rushing:** Ford: Pearcey 10-49. Vill: Gary Underwood 8-75, Matt Gudzak 2-66, John Robertson 14-61.

**Passing:** Ford: Nebrich 14-28-2-182. Vill: Robertson 17-24-0-216.

**Receiving:** Ford: Ajala 7-65, Wetzel 3-52, Light 2-25. Vill: Poppy Livers 8-110, Lincoln Collins 2-35, Kevin Monangai 2-29.

# The 2014 Season

## GAME 3

Rhode Island 7  
Fordham 54



September 13, 2014 - Coffey Field

Al McGuire once said that "The best thing about freshmen is that they become sophomores." Well he couldn't have been referring to Fordham freshman running back Chase Edmonds, who set a school freshman record with 231 rushing yards while scoring four touchdowns to lead the Rams to a 54-7 win over Rhode Island before a Homecoming crowd of 6,979 on Jack Coffey Field.

Over the past three years, Fordham has been known as a strong fourth quarter team. Today the Rams jumped the gun a bit, scoring 30 unanswered points in the third quarter to take a commanding 47-0 lead after 45 minutes.

Fordham also continued its Jekyll/Hyde season, scoring 50 points in the first game, allowing 50 in the second and then scoring 50 in the third. It's the first time that has happened in school history.

Edmonds gained his 231 yards on just 22 carries, scoring on runs of 87, 41, 16, and ten yards. The 87-yard run tied for the fourth longest run in school history while his 231 rushing yards is the ninth best single game total in school history. Edmonds broke the school freshman rushing record of Darren Wallace, who gained 198 yards against Brown in 1990 (Edmonds had originally been credited with breaking the freshman mark with his season-opening 181 rushing yards in the Saint Francis game as Wallace was mistakenly listed as a sophomore in 1990).

Edmonds wasn't alone in shining on offense as quarterback Mike Nebrich completed 22 of 38 passes for 331 yards and one score as he led Fordham to 654 yards of total offense. Tebucky Jones, Jr., led all receivers with six catches for 124 yards and a touchdown while Sam Ajala also accumulated more than 100 receiving yards, finishing with five receptions for 114 yards.

Not to be outdone, the Fordham defense rebounded after last week's loss to hold Rhode Island to seven points and just 287 yards of total offense. The Fordham defense, led by Jake Dixon's eleven tackles, had eight tackles for loss, two sacks, two interceptions and recovered three fumbles.

Rhode Island	0	0	0	7	-	7
Fordham	14	3	30	7	-	54

1st	2:48	Ford	Edmonds 16 run (Marando kick)
	1:13	Ford	Edmonds 10 run (Marando kick)
2nd	0:24	Ford	Marando 33 FG
3rd	11:41	Ford	Edmonds 87 run (Marando kick)
	11:20	Ford	I. Williams fum rec in end zone (Marando kick)
	11:07	Ford	I. Williams safety
	9:11	Ford	Edmonds 41 run (Marando kick)
	1:12	Ford	T. Jones 32 pass from Nebrich (Marando kick)
4th	10:13	URI	McKeeman 22 pass from Lowrie (McHugh kick)
	2:39	Ford	Patrignelli 39 pass from Maetzold (Marando kick)

Team	Rhode Island	Fordham
First Downs	16	22
Rushes-Yards (Net)	51-151	35-273
Passing Yards	136	381
Passes (Att.-Cmp.-Int)	33-15-2	41-24-2
Total Net Yards	287	654
Return Yards	0	15
Punts-Avg.	8-39.8	7-41.1
Fumbles-Lost	5-3	2-1
Penalties-Yards	4-47	14-153
Possession	32:41	27:19
Att. - 6,979	Weather: Cloudy, 68	

**Rushing:** URI: Lyle McCombs 22-98, Harold Cooper 9-50, Mack Lowrie 11-44. Ford: Edmonds 22-231, Pearcey 7-42.

**Passing:** URI: Mack Lowrie 29-13-2, James Caparell 4-2-0-9. Ford: Nebrich 38-22-2-331, Maetzold 2-2-0-50.

**Receiving:** URI: Phadrae White 6-28, Charlie McKeeman 3-37, Robbie Jackson 2-29. Ford: T. Jones 6-124, Ajala 5-114, Pearcey 3-33.

30 - Fordham University Football Game Notes

## GAME 4

Fordham 49  
Columbia 7



September 20, 2014 - Kraft Field

Before the season started, Fordham head coach Joe Moorhead spelled out the goals for the team, the first of which was to keep control of both trophies, namely the Liberty Cup and the Ram Crusader Cup. Well Fordham is off to a good start, defeating Columbia University, 49-7, today at Robert K. Kraft Field at Lawrence A. Wien Stadium at Baker Athletics Complex in the annual Liberty Cup battle.

With the win, #18/19 Fordham improves to 3-1 while Columbia falls to 0-1. The win is the fifth straight for the Rams over the Lions and Fordham now leads the Liberty Cup competition, 9-4.

The Fordham offense has been stealing the headlines for most of the past two years but the defense showed that it can hold its own today, limiting Columbia to just 165 yards of total offense, 82 of those coming in the fourth quarter, and nine total first downs. The Lions crossed midfield just once in the first 57:30 before going on a late scoring drive to prevent the shutout.

That's not to say the Fordham offense was quiet today as the Rams scored more than 48 points for the third time in four games this year. The Rams piled up 653 yards of offense, led by quarterback Mike Nebrich, who completed 32 of 48 passes for 435 yards and four touchdowns. He tied his career-high in scoring tosses while also recording his fifth career 400-yard passing game, surpassing John Skelton's former school record of four 400-yard games.

Nebrich had a whole host of receivers to throw to today with Sam Ajala (164 yards) and Brian Wetzel (86 yards) each grabbing ten passes and Tebucky Jones, Jr., hauling in seven for 129 yards and two scores.

The Fordham ground game was also firing on all cylinders with freshman Chase Edmonds gaining 174 yards on 27 carries with one score and he also caught three passes for 41 yards and another touchdown.

Fordham	6	15	7	21	-	49
Columbia	0	0	0	7	-	7

1st	9:32	Ford	Marando 24 FG
	3:54	Ford	Marando 46 FG
2nd	9:50	Ford	Light 4 pass from Nebrich (Light pass)
	1:18	Ford	T. Jones 51 pass from Nebrich (Marando kick)
3rd	2:44	Ford	Edmonds 8 run (Marando kick)
4th	12:28	Ford	T. Jones 20 pass from Nebrich (Marando kick)
	8:51	Ford	Edmonds 36 pass from Nebrich (Marando kick)
	3:57	Ford	Pearcey 4 run (Marando kick)
	0:25	Colm	Hunton 29 pass from Nottingham (Zgrablich kick)

Team	Fordham	Columbia
First Downs	36	9
Rushes-Yards (Net)	39-197	18-59
Passing Yards	456	106
Passes (Att.-Cmp.-Int)	51-34-0	32-16-0
Total Net Yards	653	165
Return Yards	0	0
Punts-Avg.	2-40.0	11-40.5
Fumbles-Lost	0-0	3-0
Penalties-Yards	7-70	3-36
Possession	35:35	24:25
Att. - 4,805	Weather: Mostly sunny, 72	

**Rushing:** Ford: Edmonds 27-174, Pearcey 6-35. Colm: Chris Schroer 7-35, Cam Molina 10-24.

**Passing:** Ford: Nebrich 48-32-0-435, Maetzold 2-2-0-21. Colm: Brett Nottingham 32-16-0-106.

**Receiving:** Ford: Ajala 10-164, Wetzel 10-86, T. Jones 7-129. Colm: Dan Slivka 4-14, Cam Molina 4-13.

www.fordhamsports.com

2002 & 2007 Patriot League Champions

# The 2014 Season

## GAME 5

**Fordham** 45  
**Holy Cross** 16



September 27, 2014 - Fitton Field

Holy Cross fans are probably wishing that Fordham senior tight end Dan Light chose to become a Crusader four years ago rather than a Ram as today Light made it a perfect 6-0 all-time in games he's played at Fitton Field as Fordham upended Holy Cross, 45-16, in a Patriot League matchup and the annual Ram-Crusader Cup game.

Light, who is from nearby Sutton, Mass., is a perfect 2-0 as a Ram on Fitton Field (Fordham defeated Holy Cross 36-32 on the field during his sophomore year in 2012), and he was a perfect 4-0 at St. John's Prep, who plays its annual Thanksgiving Day game against St. Peter-Marian in Worcester.

Light (four catches, 42 yards and one touchdown) was a part of a potent Fordham offense that gained 493 yards on the day while scoring six touchdowns. Senior quarterback Mike Nebrich had a hand in five of the six scores, completing 32 of 42 passes for 315 yards and four touchdowns while also running for a score. His four passing touchdowns bring his career total to 48, moving him ahead of Kevin Eakin (2000-03) and into second place on the Fordham career list (John Skelton has the record with 69).

Nebrich's top receiver was Tebucky Jones, Jr., who caught nine passes for 76 yards while Brian Wetzel hauled in eight for a game-high 114 yards and two touchdowns and Marcus Jones made six catches for 66 yards and a touchdown.

On the ground, freshman running back Chase Edmonds carried 26 times for 142 yards and one touchdown, his fourth 100-yard rushing game over the first five games of the year.

Entering the game, head coach Joe Moorhead told the Rams that they needed to convert on third down, score seven points when they make it into the red zone and hold Holy Cross on third downs to get the Fordham offense back on the field. The Rams excelled in all three phases, converting nine of 19 third down (and all four of their fourth down) while scoring six touchdowns on eight red zone trips and holding the Crusaders to converting just two of ten third down tries. Fordham also dominated in time of possession, controlling the ball for 42:10 to just 17:50 for Holy Cross.

<b>Fordham</b>	<b>0</b>	<b>17</b>	<b>14</b>	<b>14</b>	<b>-</b>	<b>45</b>
<b>Holy Cross</b>	<b>0</b>	<b>3</b>	<b>6</b>	<b>7</b>	<b>-</b>	<b>16</b>

2nd	9:04	Ford	Marando 18 FG
	5:15	Ford	Wetzel 9 pass from Nebrich (Marando kick)
	0:52	Ford	Edmonds 8 run (Marando kick)
	0:04	HC	Wasp 37 FG
3rd	14:12	HC	Wieczorek 74 pass from Pujals (kick blocked)
	9:43	Ford	Light 8 pass from Nebrich (Marando kick)
	5:07	Ford	Nebrich 4 run (Marando kick)
4th	11:36	Ford	Jones 5 pass from Nebrich (Marando kick)
	10:29	HC	Artim 27 pass from Pujals (Wasp kick)
	2:35	Ford	Wetzel 25 pass from Nebrich (Marando kick)

Team	Fordham	Holy Cross
First Downs	27	17
Rushes-Yards (Net)	45-178	17-85
Passing Yards	315	282
Passes (Att.-Cmp.-Int)	42-32-0	37-18-2
Total Net Yards	493	367
Return Yards	59	0
Punts-Avg.	3-45.7	5-32.0
Fumbles-Lost	1-0	1-0
Penalties-Yards	5-46	7-65
Possession	42:10	17:50
Att. - 10,002	Weather: Sunny, 76	

**Rushing:** Ford: Edmonds 26-142, Nebrich 9-22. HC: Peter Pujals 8-50, Gabe Guild 5-18.

**Passing:** Ford: Nebrich 42-32-0-315. HC: Pujals 34-18-1-282.

**Receiving:** Ford: T. Jones 9-76, Wetzel 8-114, M. Jones 6-66. HC: Tyler Artim 7-90, Jereme Murray 4-62, Kalif Raymond 4-34.

## GAME 6

**Lafayette** 18  
**Fordham** 42



October 3, 2014 - Jack Coffey Field

The Fordham offense has been humming along so far in 2014, scoring over 40 points in four of the first five games entering tonight's nationally televised Patriot League contest with Lafayette College and tonight was no exception. The Rams scored 42 points but it was the often overlooked defense that led the way, limiting the Leopards to just 68 net rushing yards as Fordham defeated Lafayette, 42-16, on Jack Coffey Field.

The Fordham defense, led by Brett Biestek who recorded a game-high nine tackles, including four sacks, held preseason All-Patriot League running back Ross Scheurman to just 39 net rushing yards while also sacking Lafayette quarterback Blake Searfoss five times while also notching nine tackles for loss.

That's not to say the Fordham offense didn't show its usual prowess as freshman running back Chase Edmonds carried 25 times for 187 yards and two scores and senior quarterback Mike Nebrich completed 23 of 32 passes for 287 yards and three scores. He connected with Tebucky Jones, Jr., seven times for 85 yards and a touchdown and Brian Wetzel six times for 115 yards and a touchdown.

As a team, the Rams amassed 524 yards of total offense against a Lafayette team that entered the game allowing just 287.0 yards/game, eleventh best in the NCAA FCS. It was Fordham's third 500-yard total offense game of the season.

<b>Lafayette</b>	<b>3</b>	<b>7</b>	<b>8</b>	<b>0</b>	<b>-</b>	<b>18</b>
<b>Fordham</b>	<b>7</b>	<b>24</b>	<b>3</b>	<b>8</b>	<b>-</b>	<b>42</b>

1st	2:05	Laf	Gralish 37 FG
	0:45	Ford	Edmonds 44 run (Marando kick)
2nd	12:34	Ford	Marando 36 FG
	5:37	Ford	Ajala 9 pass from Nebrich (Marando kick)
	4:07	Ford	T. Jones 24 pass from Nebrich (Marando kick)
	1:59	Ford	Wetzel 58 pass from Nebrich (Marando kick)
	0:06	Laf	Duncan 8 pass from Searfoss (Gralish kick)
3rd	6:55	Ford	Marando 22 FG
	1:23	Laf	Keller 14 pass from Searfoss (pass failed)
4th	7:17	Ford	Edmonds 8 run (Light pass from Edmonds)

Team	Lafayette	Fordham
First Downs	15	29
Rushes-Yards (Net)	33-68	42-237
Passing Yards	190	287
Passes (Att.-Cmp.-Int)	32-18-1	32-23-0
Total Net Yards	258	524
Return Yards	0	20
Punts-Avg.	6-40.0	4-43.0
Fumbles-Lost	1-0	0-0
Penalties-Yards	12-90	11-124
Possession	28:33	31:27
Att. - 4,376	Weather: Partly Cloudy, 64	

**Rushing:** Laf: Ross Scheurman 14-39, DeSean Brown 8-38. Ford: Edmonds 25-187, Pearcey 6-56.

**Passing:** Laf: Blake Searfoss 18-32-1-190. Ford: Nebrich 32-23-0-287.

**Receiving:** Laf: Ross Scheurman 6-56, Matt Mrazek 3-33, Brian Keller 2-24. Ford: T. Jones 7-85, Wetzel 6-115, Ajala 5-48.

# The 2014 Season

## GAME 7

**Penn** 22  
**Fordham** 60



**October 11, 2014 - Jack Coffey Field**

After experiencing a plethora of firsts last year, the Fordham University football squad had yet to embrace a major milestone this year. That was until today when senior quarterback Mike Nebrich set a school record for passing yards as the Rams defeated Penn, 60-22, on Jack Coffey Field for Fordham's first ever win over the Ivy League school.

Nebrich had a day for the books, completing 36 of 47 passes for a school record 566 yards and six touchdowns, tying a school mark. He broke his own school record of 524 passing yards, set last year against Holy Cross, while he tied the school record of six scoring passes in a game, set by Kevin Eakin against Rhode Island in 2003. His 556 passing yards is the most by an NCAA FCS quarterback this season and his 36 completions brings his Fordham total to 537 as he moves ahead of current head coach Joe Moorhead and into second place on the all-time completions list at Fordham.

Freshman running back Chase Edmonds also etched his name in the Fordham record book as he became the first freshman in school history to rush for more than 1,000 yards in a season. He had 22 carries on the day for 101 yards and one score, bring his season total to 1,011 yards. He is also the fastest Ram to make it to 1,000 yards, doing it in his seventh game (the previous mark was eight games).

At wide out, Nebrich connected with five different receivers for scores, led by Tebucky Jones, Jr., who hauled in ten passes for 203 yards and two touchdowns. His 203 yards in the seventh best single season total for a Fordham receiver.

As a team, the Fordham offense amassed a school-record 730 yards of total offense, surpassing the former mark of 700 yards set last year against Holy Cross. It was also the most total yards by an NCAA FCS team this year (the previous best was 694 yards by Sacramento State) while the 60-point outburst was Fordham's first since a 63-28 win over Rhode Island in 2008.

<b>Penn</b>	<b>10</b>	<b>9</b>	<b>3</b>	<b>0</b>	<b>-</b>	<b>22</b>
<b>Fordham</b>	<b>14</b>	<b>29</b>	<b>14</b>	<b>3</b>	<b>-</b>	<b>60</b>

1st 10:01	Penn	O'Mally 33 pass from Torgersen (Gammill kick)
8:08	Ford	Edmonds 3 run (Marando kick)
6:35	Penn	Gammill 29 FG
2:48	Ford	Slate 8 fum. ret. (Marando kick)
2nd 14:52	Ford	Jones 37 pass from Nebrich (Marando kick)
6:05	Penn	Gammill 32 FG
5:13	Ford	T. Jones 47 pass from Nebrich (Marando kick)
4:01	Ford	Ajala 80 pass from Nebrich (Marando kick)
2:22	Penn	Gammill 27 FG
0:57	Ford	Wetzel 5 pass from Nebrich (Biestek pass)
0:00	Penn	Gammill 48 FG
3rd 11:10	Penn	Gammill 34 FG
7:47	Ford	M. Jones 5 pass from Nebrich (Marando kick)
5:15	Ford	Light 9 pass from Nebrich (Marando kick)
4th 2:08	Ford	Marando 18 FG

Team	Penn	Fordham
First Downs	24	33
Rushes-Yards (Net)	37-194	36-164
Passing Yards	316	566
Passes (Att.-Cmp.-Int)	49-26-2	47-36-1
Total Net Yards	510	730
Return Yards	8	8
Punts-Avg.	5-35.2	3-39.3
Fumbles-Lost	3-2	2-1
Penalties-Yards	1-5	7-72
Possession	28:43	31:17
Att. - 3,081	Weather: Overcast, 53	

**Rushing:** Penn: Eric Fiore 7-71, Tre Solomon 4-69, S. Kulcsar 3-54.

**Ford:** Edmonds 22-101, Pearcey 8-76.

**Passing:** Penn: Alek Torgersen 49-26-2-316. Ford: Nebrich 47-36-1-566.

**Receiving:** Penn: Conner Scott 7-47, B. Schoenauer 4-24, Ryan O'Malley 3-58. Ford: T. Jones 10-203, Ajala 8-199, Wetzel 8-82.

## GAME 7

**Fordham** 48  
**Lehigh** 27



**October 25, 2014 - Goodman Stadium**

Fordham head coach Joe Moorhead expects perfection from his offensive unit and the Rams were just about perfect today, scoring on its first seven possessions and eight of nine in the game, as Fordham used a strong running game to defeat Lehigh, 48-27, in a Patriot League game in Goodman Stadium. It was the first ever win for the Rams at Lehigh in 14 tries.

Fordham gained a season-high 296 rushing yards in the game, led by freshman running back Chase Edmonds, who carried 32 times for 197 yards and five touchdowns, tying Kirwin Watson's school record for rushing touchdown in a game. Edmonds was joined by sophomore running back Kendall Pearcey, who recorded his first career 100-yard game with 103 yards on just seven carries. It was the first time the Rams had two 100-yard rushers in a game since Xavier Martin (187) and Darryl Whiting (101) did it against Old Dominion in 2009.

Edmonds' 197 yards is his sixth straight 100-yard game this year and brings his season total to 1,208 yards with 16 touchdowns. He is 388 yards and four touchdowns shy of tying the Fordham single season rushing yards and rushing touchdowns records.

The Fordham offense was well balanced today as senior quarterback Mike Nebrich completed 20 of 27 passes for 292 yards and one touchdown with senior tight end Dan Light catching six passes for 91 yards and a score and Brian Wetzel hauling in six passes for 80 yards.

The Fordham offense scored more than 40 points and amassed more than 500 yards of offense for the seventh time in eight games this year, converting ten of 16 third downs and was a perfect two-for-two on fourth downs.

<b>Fordham</b>	<b>14</b>	<b>21</b>	<b>10</b>	<b>3</b>	<b>-</b>	<b>48</b>
<b>Lehigh</b>	<b>0</b>	<b>14</b>	<b>7</b>	<b>6</b>	<b>-</b>	<b>27</b>

1st 10:40	Ford	Edmonds 1 run (Marando kick)
2:46	Ford	Edmonds 6 run (Marando kick)
2nd 12:28	Ford	Edmonds 5 run (Marando kick)
6:55	Lehigh	Sodeke 24 run (Pandy kick)
4:52	Ford	Light 51 pass from Nebrich (Marando kick)
2:22	Lehigh	Parris 32 pass from Shafnisky (Pandy kick)
0:45	Ford	Edmonds 1 run (Marando kick)
3rd 10:59	Ford	Edmonds 38 run (Marando kick)
4:45	Ford	Marando 42 FG
3:19	Lehigh	Coyle 3 pass from Shafnisky (Pandy kick)
4th 11:52	Lehigh	Pelletier 5 pass from Shafnisky (pass failed)
5:52	Ford	Marando 31 FG

Team	Fordham	Lehigh
First Downs	25	18
Rushes-Yards (Net)	50-296	33-190
Passing Yards	292	127
Passes (Att.-Cmp.-Int)	27-20-0	25-16-0
Total Net Yards	588	317
Return Yards	0	0
Punts-Avg.	1-37.0	3-43.0
Fumbles-Lost	1-0	0-0
Penalties-Yards	11-115	4-38
Possession	34:21	25:39
Att. - 9,371	Weather: Sunny, 62	

**Rushing:** Ford: Edmonds 32-197, Pearcey 7-103. Lehigh: Rich Sodeke 12-90, Nick Shafnisky 17-84.

**Passing:** Ford: Nebrich 27-20-0-292. Lehigh: Nick Shafnisky 25-16-0-127.

**Receiving:** Ford: Light 6-91, Wetzel 6-80, T. Jones 3-36. Lehigh: Josh Parris 8-83, Troy Pelletier 3-18, Derek Gaul 2-17.

# The 2014 Season

## GAME 9

**Colgate** 13  
**Fordham** 37



November 1, 2014 - Jack Coffey Field

"Next man up." It's what The Fordham football team declares when a player goes down, indicating that another must step up and contribute. Today that maxim could have been "Next men up" because today the Rams overcame the loss of their starting quarterback with a total team effort, downing Colgate University, 37-13, in a Patriot League game on Jack Coffey Field.

Senior quarterback Peter Maetzold was the next man up for the Fordham offense, starting in place of the Patriot League preseason Offensive Player of the Year, Mike Nebrich. He completed 27 of 38 passes for 279 yards and three touchdowns and also rushed eight times for 35 yards.

Speaking of rushing, freshman running back Chase Edmonds recorded his eighth 100-yard rushing game of the year, carrying 25 times for 114 yards and two scores. The 114 yards bring his season total to 1,322, moving him into fifth on the Fordham single season rushing list, while his two touchdowns bring his season total to 18, two shy of Kirwin Watson's 2003 school record of 20.

But the bigger story of the game was the Fordham defense, which held Colgate to just 41 passing yards and six points through the first 59:29 (the Raiders scored the final touchdown on a 32-yard pass with 31 seconds left in the game). The defense also picked off three passes and recorded a safety, limiting Colgate, who entered the game averaging more than 341 yards of offense/game, to 275 yards.

The win also avenged the lone loss for the Rams on Jack Coffey Field since head coach Joe Moorhead took the reins in 2012. Colgate defeated Fordham 41-39 on November 27, 2012 but the Rams have won the other 15 home games played over the past three years, including their last 12 straight, the third longest active home winning streak in the NCAA FCS.

<b>Colgate</b>	<b>0</b>	<b>6</b>	<b>0</b>	<b>7</b>	<b>-</b>	<b>13</b>
<b>Fordham</b>	<b>13</b>	<b>6</b>	<b>8</b>	<b>10</b>	<b>-</b>	<b>37</b>

1st 8:42	Ford	T. Jones 1 pass from Maetzold (Marando kick)
0:27	Ford	T. Jones 31 pass from Maetzold (kick blocked)
2nd 12:50	Colg	Mooney 1 run (kick blocked)
0:26	Ford	Edmonds 8 run (kick blocked)
3rd 10:03	Ford	Wetzel 14 pass from Maetzold (rush failed)
5:38	Ford	Team safety
4th 11:24	Ford	Edmonds 1 run (Marando kick)
2:30	Ford	Marando 37 FG
0:31	Colg	Maddaluna 32 pass from Mooney (Bowman kick)

Team	Colgate	Fordham
First Downs	13	26
Rushes-Yards (Net)	44-202	41-180
Passing Yards	73	279
Passes (Att.-Cmp.-Int)	18-5-3	39-27-1
Total Net Yards	275	459
Return Yards	14	5
Punts-Avg.	3-24.3	1-47.0
Fumbles-Lost	1-0	0-0
Penalties-Yards	2-5	4-35
Possession	27:34	32:26
Att. - 6,622	Weather: Rainy, 47	

**Rushing:** Colg: James Holland 7-71, D. Russell 10-57, John Wilkins 11-51. Ford: Edmonds 25-114, Maetzold 8-35, Pearcey 7-33.

**Passing:** Colg: Bret Mooney 18-5-3-73. Ford: Maetzold 38-27-1-279.

**Receiving:** Colg: John Maddaluna 3-59, John Quazza 1-9. Ford: T. Jones 8-97, Wetzel 7-69, Light 6-68.

## GAME 10

**Fordham** 30  
**Bucknell** 27 (ot)



November 7, 2014 - Mathewson Stadium

Check another one off the preseason list of goals for the Fordham University football Rams. Winning the Patriot League championship! Peter Maetzold connected with Tebucky Jones, Jr. on a ten-yard touchdown pass in overtime to lead the Rams to a 30-27 win over Bucknell University at Christy Mathewson Stadium and help Fordham clinch the 2014 Patriot League title on Friday night.

With the win, Fordham's eighth straight, the #9 Rams improve to 9-1 overall, 5-0 in the Patriot League, while Bucknell falls to 7-2 overall, 3-1 in the conference.

The game marked the second time that the Rams have clinched a Patriot League title at Bucknell as the 2002 squad also won the championship at Christy Mathewson Stadium.

Maetzold, who won his second straight game in place of starter Mike Nebrich, completed 24 of 34 passes for 285 yards and two scores with nine of those completions going to Sam Ajala for 103 yards and five to Jones for 79 yards.

On the ground, freshman running back Chase Edmonds carried 21 times for 103 yards and two scores, his eighth consecutive and, ninth overall, 100-yard game of the year. His two touchdowns give him 20 on the year, tying Edmonds with Kirwin Watson (2003) for the Fordham single season record. His 103 rushing yards bring his season total to 1,425, good for fifth place on the school's single season rushing record list.

<b>Fordham</b>	<b>7</b>	<b>10</b>	<b>0</b>	<b>7</b>	<b>6</b>	<b>-</b>	<b>30</b>
<b>Bucknell</b>	<b>0</b>	<b>10</b>	<b>7</b>	<b>7</b>	<b>3</b>	<b>-</b>	<b>27</b>

1st 3:33	Ford	Edmonds 1 run (Marando kick)
2nd 13:49	Buck	Hartman 12 pass from Lauletta (Maurer kick)
10:00	Ford	Marando 24 FG
4:57	Buck	Maurer 31 FG
0:35	Ford	Ligh 20 pass from Maetzold (Marando kick)
3rd 4:30	Buck	Kelly 2 pass from Lauletta (Maurer kick)
4th 3:15	Buck	Carter 28 pass from Lauletta (Maurer kick)
2:05	Ford	Edmonds 4 run (Marando kick)
OT1	Buck	Maurer 44 FG
	Ford	T. Jones 10 pass from Maetzold

Team	Fordham	Bucknell
First Downs	20	18
Rushes-Yards (Net)	31-78	45-109
Passing Yards	285	191
Passes (Att.-Cmp.-Int)	34-24-2	26-13-0
Total Net Yards	363	300
Return Yards	0	1
Punts-Avg.	4-34.8	6-36.8
Fumbles-Lost	1-1	2-0
Penalties-Yards	2-11	5-43
Possession	24:28	35:32
Att. - 3,815	Weather: Partly Cloudy, 38	

**Rushing:** Ford: Edmonds 21-103, Pearcey 2-16. Buck: Matt DelMauro 28-77, Trey Lauletta 13-21.

**Passing:** Ford: Maetzold 34-24-2-285. Buck: Trey Lauletta 26-13-0-191.

**Receiving:** Ford: Ajala 9-103, T. Jones 5-79, Wetzel 4-33, Light 3-34. Buck: Will Carter 7-120, Jake Hartman 3-51, Patrick Kelly 23-13.

# The 2014 Season

## GAME 11

Georgetown 7  
Fordham 52



November 15, 2014 - Jack Coffey Field

When head coach Joe Moorhead took over at Fordham he laid out some ground rules for his Rams, including the pronouncement that hats are to be removed whenever a player enters a building. But Moorhead waived that rule on Saturday afternoon but only because the hats that he allowed read "Patriot League Champions" as Fordham knocked off Georgetown, 52-7, on Jack Coffey Field to complete an undefeated Patriot League season and clinch the outright league title.

With the win, Fordham's ninth straight, the #7/8 Rams improve to 10-1 overall, 6-0 in the Patriot League, while Georgetown falls to 2-8 overall, 0-5 in the conference.

The Patriot League title is Fordham's third, the first since 2007, and the Rams become the first team to go 6-0 in conference play since Lehigh was 7-0 in 2003.

The win also kept Fordham's home field winning streak intact, which now stands at 13, tied with Coastal Carolina for the second longest active home winning streak in the NCAA FCS (North Dakota has a 20-game active streak).

The Rams excelled in all the facets of the game, offense, gaining 496 total yards while scoring more than 50 points for the fifth time this season; defense, holding the Hoyas to 80 passing yards and seven points; and special teams, blocking two punts.

Peter Maetzold, who Moorhead claims is the NCAA Relief Pitcher of the Year, came on in place of the injured Mike Nebrich and completed 15 of 19 passes for 285 yards and two touchdowns with nine passes going to Brian Wetzel for 103 yards and one touchdown and three to Sam Ajala for 124 yards and a score.

On the ground, sophomore Kendall Pearcey gave dinged-up freshman Chase Edmonds some help, carrying 14 times for 89 yards and three touchdowns while Edmonds gained 45 yards on eleven carries with one score. Edmonds' rushing touchdown brings his season total to 21, surpassing Kirwin Watson's 2003 school record of 20 rushing touchdowns in a season. The touchdown also brings Edmonds' season scoring total to 132 points as he surpasses Watson's 2003 record of 126 points in 2003 while his 45 rushing yards give him 1,470 for the year, the third best single season in school history.

Defensively, Brett Biestek had three tackles for loss and two sacks and he also blocked a punt while George Dawson, JQ Bowers and Austin Hancock each made six stops.

On special teams, senior placekicker Michael Marando connected on a 27-yard field goal in the second quarter to bring his career total to 41, tying Brian Colsant's school career record set from 1998-2001. He also converted all seven of his PATs, bringing his season total to 54, nine shy of his own school record set last year. Marando also has the school career PAT made record with 133.

Georgetown	0	0	0	7	-	7
Fordham	7	17	21	7	-	52

1st 11:05	Ford	Pearcey 1 run (Marando kick)
2nd 14:57	Ford	Marando 27 FG
10:34	Ford	Wetzel 34 pass from Maetzold (Marando kick)
3:41	Ford	Pearcey 1 run (Marando kick)
3rd 10:22	Ford	Edmonds 1 run (Marando kick)
6:53	Ford	Ajala 54 pass from Maetzold (Marando kick)
1:41	Ford	Pearcey 5 run (Marando kick)
4th 13:41	George	DeCicco 33 pass from Nolan (Darmstadter kick)
6:57	Ford	Anderson 5 run (Marando kick)

Team	Georgetown	Fordham
First Downs	13	23
Rushes-Yards (Net)	37-171	41-144
Passing Yards	80	352
Passes (Att.-Cmp.-Int)	26-8-1	36-27-0
Total Net Yards	251	496
Return Yards	0	2
Punts-Avg.	9-30.3	5-39.0
Fumbles-Lost	1-1	1-0
Penalties-Yards	10-94	10-100
Possession	29:19	30:41
Att. - 5,682	Weather: Sunny, 39	

**Rushing:** George: Jo'el Kimpela 15-102, Daniel Wright 5-36. Ford: Pearcey 14-89, Edmonds 11-45, Brevard 6-22.

**Passing:** George: Kyle Nolan 25-7-1-74. Ford: Maetzold 15-19-0-285, Nebrich 12-17-0-67.

**Receiving:** George: Jake DeCicco 3-44, M. Cimilluca 2-20. Ford: Wetzel 9-103, T. Jones 6-90, Ajala 3-124, Light 4-27.

**34 - Fordham University Football Game Notes**

## GAME 12

Fordham 31  
Army 42



November 22, 2014 - Michie Stadium

Seventy years ago, Admiral Chester W. Nimitz received an honorary degree from Fordham University and thanked the school by gifting the Rams with a Victory Bell. Apparently that decision has never been accepted by Army as the Black Knights once again thwarted a Fordham opportunity to ring the bell, defeating the Rams, 42-31, at Michie Stadium.

With the loss, a loss that snaps a nine-game Fordham winning streak, the Rams fall to 10-2 while Army improves to 4-7.

Even though the Rams outgained Army in total offense, 471-430, Fordham missed some scoring chances in the first half and couldn't stop the Army rushing attack in the second, as the Black Knights rushed for 260 of their 382 total rushing yards and scored 28 of their 42 points over the final 30 minutes.

Quarterback Mike Nebrich led the Fordham offensive attack, completing 27 of 38 passes for 352 yards and three touchdowns, with 12 of those completions going to Brian Wetzel for 193 yards with one score.

Playing against a triple option offense is difficult. Doing it with only a week of preparation is even harder. The Fordham defense had a solid first quarter, holding Army to just 15 rushing yards and holding the Black Knights to 0-3 on third down conversions, but the Army offense started getting on track in the second quarter and then really got going in the second half, converting seven of nine third down chances.

Fordham	3	7	0	21	-	31
Army	0	14	7	21	-	42

1st 12:12	Ford	Marando 40 FG
2nd 11:31	Ford	DeSisto 29 pass from Pavlik (Marando kick)
9:20	Army	Baggett 6 run (Grochowski kick)
0:05	Army	Johnson-Harris 0 block punt ret (Grochowski kick)
3rd 11:09	Army	Dixon 5 run (Grochowski kick)
4th 13:07	Army	Dixon 1 run (Grochowski kick)
12:54	Ford	Wetzel 65 pass from Nebrich (Marando kick)
6:42	Army	Dixon 30 run (Grochowski kick)
5:18	Ford	T. Jones 8 pass from Nebrich (Marando kick)
2:55	Army	Maples 1 run (Grochowski kick)
0:15	Ford	Malkiewicz 51 pass from Nebrich (Marando kick)

Team	Fordham	Army
First Downs	20	22
Rushes-Yards (Net)	18-90	64-382
Passing Yards	381	48
Passes (Att.-Cmp.-Int)	39-28-1	4-2-0
Total Net Yards	471	430
Return Yards	0	0
Punts-Avg.	3-20.7	3-36.3
Fumbles-Lost	0-0	0-0
Penalties-Yards	3-30	1-5
Possession	24:51	35:09
Att. - 33,793	Weather: Sunny, 36	

**Rushing:** Ford: Edmonds 13-69, Pearcey 1-25. Army: Larry Dixon 22-158, A.J. Schurr 4-70, Terry Baggett 6-52.

**Passing:** Ford: Nebrich 27-38-1-352. Army: Angel Santiago 2-4-0-48.

**Receiving:** Ford: Wetzel 12-193, Ajala 4-21, Pearcey 3-26. Army: Kelvin White 1-43, Edgar Poe 1-5.

# 2014 FORDHAM SUPERLATIVES

## INDIVIDUAL

<b>Rushes:</b>	32	Chase Edmonds at Lehigh
<b>Yards Rushing:</b>	231	Chase Edmonds vs. Rhode Island
<b>TD Rushes:</b>	5	Chase Edmonds at Lehigh
<b>Longest Rush:</b>	87	Chase Edmonds at Columbia
<b>Pass Attempts:</b>	48	Mike Nebrich vs. Rhode Island
<b>Pass Completions:</b>	36	Mike Nebrich vs. Penn
<b>Yards Passing:</b>	566	Mike Nebrich vs. Penn
<b>TD Passes:</b>	6	Mike Nebrich vs. Penn
<b>Long Pass:</b>	80	Mike Nebrich vs. Penn
<b>Receptions:</b>	12	Brian Wetzal at Army
<b>Yards Receiving:</b>	203	Tebucky Jones, Jr. vs. Penn
<b>TD Receptions:</b>	2	Tebucky Jones, Jr. at Columbia
	2	Brian Wetzal at Holy Cross
	2	Tebucky Jones, Jr. vs. Penn
	2	Tebucky Jones, Jr. vs. Colgate
<b>Long Reception:</b>	80	Sam Ajala vs. Penn
<b>Field Goals:</b>	2	Michael Marando at Villanova
	2	Michael Marando at Columbia
	2	Michael Marando vs. Lafayette
	2	Michael Marando at Lehigh
<b>Punting Average:</b>	47.0	Joe Pavlik vs. Colgate
<b>Long Punt:</b>	51	Joe Pavlik vs. Lafayette
<b>Long Punt Return:</b>	52	Brian Wetzal vs. Saint Francis
<b>Long Kickoff Return:</b>	65	Chase Edmonds vs. Saint Francis
<b>Tackles:</b>	19	Austin Hancock at Army
<b>Sacks:</b>	4.0	Brett Biestek vs. Lafayette
<b>TFL:</b>	4.0	Brett Biestek vs. Lafayette
<b>Interceptions:</b>	1	Eleven times

## TEAM GAME HIGHS

<b>Rushes:</b>	50	at Lehigh
<b>Yards Rushing (Net):</b>	296	at Lehigh
<b>Yards Per Rush:</b>	7.8	vs. Rhode Island
<b>TD Rushes:</b>	5	at Lehigh
<b>Pass Attempts:</b>	51	at Columbia
<b>Pass Completions:</b>	36	vs. Penn
<b>Yards Passing:</b>	566	vs. Penn
<b>Yards Per Completion:</b>	15.9	vs. Rhode Island
<b>TD Passes:</b>	6	vs. Penn
<b>Total Plays:</b>	90	at Columbia
<b>Total Offense:</b>	730	vs. Penn
<b>Yards Per Play:</b>	8.8	vs. Penn
<b>Points:</b>	60	vs. Penn
<b>Sacks By:</b>	5	vs. Saint Francis, vs. Lafayette
<b>First Downs:</b>	36	at Columbia
<b>Penalties:</b>	14	vs. Rhode Island
<b>Penalty Yards:</b>	153	vs. Rhode Island
<b>Turnovers:</b>	3	vs. Rhode Island
<b>Interceptions By:</b>	3	vs. Colgate

\* - School record

## OPPONENT INDIVIDUAL

<b>Rushes:</b>	33	Khairi Dickson, Saint Francis
<b>Yards Rushing:</b>	244	Khairi Dickson, Saint Francis
<b>TD Rushes:</b>	3	Larry Dixon, Army
<b>Longest Rush:</b>	62	Peter Pujals, Holy Cross
<b>Pass Attempts:</b>	49	Alek Torgersen, Penn
<b>Pass Completions:</b>	26	Alek Torgersen, Penn
<b>Yards Passing:</b>	316	Alek Torgersen, Penn
<b>TD Passes:</b>	3	John Robertson, Villanova
<b>Long Pass:</b>	74	Peter Pujals, Holy Cross
<b>Receptions:</b>	8	Poppy Livers, Villanova
	8	Josh Parris, Lehigh
<b>Yards Receiving:</b>	120	Will Carter, Bucknell
<b>TD Receptions:</b>	2	Poppy Livers, Villanova
<b>Long Reception:</b>	74	Jake Wiczorek, Holy Cross
<b>Field Goals:</b>	5	Jimmy Gammill, Penn
<b>Punting Average:</b>	43.0	Austin Devine, Lehigh
<b>Long Punt:</b>	57	C. Nizialek, Columbia
<b>Long Punt Return:</b>	52	Jared Roberts, Lafayette
<b>Long Kickoff Return:</b>	39	Lorenzo Jerome, Saint Francis
	39	Gary Underwood, Villanova
	39	Mike Duncan, Lafayette
<b>Tackles:</b>	13	Randall Lawson, Lehigh
<b>Sacks:</b>	3.0	Don Cherry, Villanova
<b>TFL:</b>	4.0	Don Cherry, Villanova
<b>Interceptions:</b>	2	Louis Taglianetti, Bucknell

## TEAM GAME HIGHS

<b>Rushes:</b>	64	Army
<b>Yards Rushing:</b>	382	Army
<b>Yards Per Rush:</b>	6.0	Army
<b>TD Rushes:</b>	5	Army
<b>Pass Attempts:</b>	49	Penn
<b>Pass Completions:</b>	26	Penn
<b>Yards Passing:</b>	316	Penn
<b>Yards Per Completion:</b>	12.2	Penn
<b>TD Passes:</b>	3	Villanova
<b>Total Plays:</b>	86	Penn
<b>Total Offense:</b>	514	Villanova
<b>Yards Per Play:</b>	6.4	Villanova
<b>Points:</b>	50	Villanova
<b>Sacks By:</b>	6	Villanova, Bucknell
<b>First Downs:</b>	28	Villanova
<b>Penalties:</b>	11	Villanova, Lafayette
<b>Penalty Yards:</b>	124	Lafayette
<b>Turnovers:</b>	5	Rhode Island
<b>Interceptions By:</b>	2	Villanova, Rhode Island

# 2014 BIO UPDATES

**Sam Ajala**

**1**

**Wide Receiver**

**Senior • 6-1 • 198  
DeSoto, Tex. •  
DeSoto**



- Preseason All-America
- Preseason All-Patriot League
- Fifth on the Fordham career receptions list (176)
- Third on the Fordham career receiving yards list (2,911)

- Fifth on the Fordham career receiving touchdown list (19)
- Has started eleven games in 2014
- Has 57 receptions for 953 yards, both third best on team, with three touchdowns
- Third in the Patriot League and 21st in the NCAA FCS in receiving yards/game (86.6)
- Tied for fourth in the Patriot League and 49th in the NCAA FCS in receptions/game (5.2)
- Had seven catches for 95 yards at Villanova
- Finished with five receptions for 114 yards against Rhode Island
- Grabbed ten passes for 164 yards at Columbia
- Made five catches for 48 yards and one score against Lafayette
- Hauled in eight passes for 199 yards and one touchdown (80 yards) versus Penn
- Made two catches for 53 yards at Lehigh
- Grabbed three passes for 28 yards versus Colgate
- Hauled in nine passes for 103 yards at Bucknell
- Had three catches for 124 yards and a score vs. Georgetown
- Made four catches for 21 yards at Army

**Season Highs**

Most Receptions: ..... 10, at Columbia  
 Most Rec. Yards, Game: .....199, vs. Penn  
 Longest Reception: .....80, vs. Penn

**Career Highs**

Most Receptions: ..... 12, vs. Holy Cross, 11/2/13  
 Most Rec. Yards, Game: ..... 282, at Yale, 10/19/13  
**Longest Reception: .....80, vs. Penn, 10/11/14**

**Brett Biestek**

**90**

**OLB/DL**

**Senior • 6-4 • 270  
Yalesville, Conn. •  
Mark T. Sheehan**



- Preseason All-Patriot League
- Has started all 12 games in 2014
- Named a semifinalist for the William V. Campbell Trophy®
- Named First Team Academic All-District

- Has 54 total tackles, 38 solo, including 18.0 for loss and 11.5 sacks, both team highs
- Second in the Patriot League and 21st in the NCAA FCS in tackles for loss/game (1.5) and third in the league and tenth in the NCAA FCS in sacks/game (0.96)
- Also has two forced fumbles, three quarterback hurries and two blocked kicks
- Had four solo stops vs. Saint Francis, including two for loss and one sack and forced fumble
- Made four tackles, three solo, at Villanova
- Finished with three solo stops, including one for loss, and had two quarterback hurries vs. Rhode Island
- Had a career-day against Lafayette with nine total tackles, including four sacks
- Named Patriot League Defensive Player of the Week following the Lafayette game
- Made six total stops, one solo, including a sack and broke up a pass against Penn
- Had seven tackles, six solo, including one for loss, at Lehigh
- Made two solo tackles, one for loss, against Colgate
- Finished with nine tackles, five solo, including 2.5 for loss and 3.0 sacks at Bucknell
- Recorded four total tackles, including 3.0 for loss and 2.0 sacks, in win over Georgetown
- Made five stops, three solo, including one for loss, at Army

Year	G	UT	AT	TT	TL	Sacks	Int.	PD
2010	0	0	0	0	0-0	0-0	0	0
2011	3	3	3	6	0-0	0-0	0	1
2012	9	15	7	22	5.5-24	3.0-19	0	6
2013	14	40	18	58	14.5-74	5.0-36	0	4
2014	12	38	16	54	18.0-85	11.5-64	0	1
<b>Total</b>	<b>48</b>	<b>96</b>	<b>44</b>	<b>140</b>	<b>38.0-183</b>	<b>19.5-119</b>	<b>0</b>	<b>12</b>

**Season Highs**


Most Tackles, game: ..... 9, vs. Lafayette  
 Most TFL, game: ..... 4.0, vs. vs. Lafayette  
 Most Sacks, game: ..... 4.0, vs. vs. Lafayette

**Career Highs**

Most Tackles, game: ..... 9, vs. Lafayette, 10/3/14  
 Most TFL, game: ..... 4.0, vs. Lafayette, 10/3/14  
 Most Sacks, game: ..... 4.0, vs. Lafayette, 10/3/14

# 2014 BIO UPDATES

**JQ**  
**Bowers**



30

Defensive  
Back

**Junior • 5-9 • 189**  
**Sylvania, Ohio •**  
**Sylvania Southview**

- Has appeared in all 12 games in 2014, starting four
- Has 30 total tackles, 21 solo, including one for loss
- Tied for fourth on team with five pass breakups

- Made career-high seven tackles, four solo, including one for loss against Saint Francis
- Had three solo stops and two pass breakups vs. Rhode Island
- Made three tackles, two solo, at Holy Cross
- Tied his career-high with seven stops, four solo, and had two pass breakups versus Penn
- Made six tackles, five solo, against Georgetown

Year	G	UT	AT	TT	TL	Sacks	Int.	PD
2012	2	0	0	0	0-0	0-0	0	0
2013	14	19	7	26	0-0	0-0	1	2
2014	12	21	9	30	1-43	0-0	0	5
<b>Total</b>	<b>28</b>	<b>40</b>	<b>16</b>	<b>55</b>	<b>1-43</b>	<b>0-0</b>	<b>1</b>	<b>7</b>

**Season Highs**

Most Tackles, game: ..... 7, 2x, last vs. Penn  
 Most TFL, game: ..... 1, vs. Saint Francis  
 Most Sacks, game: ..... 0

**Career Highs**

Most Tackles, game: ..... 7, 2x, last vs. Penn  
 Most TFL, game: ..... 1, vs. Saint Francis, 8/30/14  
 Most Sacks, game: ..... 0

**Jordan**  
**Chapman**



10

Defensive  
Back

**Senior • 6-1 • 187**  
**Southington, Conn. •**  
**Southington**

- Has started all 12 games in 2014 at cornerback
- Third on team with 64 total tackles, 47 solo, including five for loss
- Also has eight pass breakups, third on the squad, and an interception

- Finished with a career-high 15 tackles, ten solo, at Villanova, including three tackles for loss
- Had six solo stops versus Saint Francis, including one for loss, along with a pass breakup
- Made two solo stops at Columbia
- Finished with three solo tackles and a pass breakup at Holy Cross
- Recorded three stops, two solo, and intercepted a pass against Lafayette
- Made nine tackles, four solo, and broke up a pass against Penn
- Finished with eight stops, seven solo, at Lehigh
- Made a pair of tackles against Colgate
- Recorded eight stops, six solo, at Bucknell
- Finished with four solo stops in the win over Georgetown while also breaking up a pair of passes
- Made three tackles, two solo, and broke up a pass at Army

Year	G	UT	AT	TT	TL	Sacks	Int.	PD
2011	9	6	1	7	0-0	0-0	0	0
2012	11	19	11	30	0-0	0-0	1	4
2013	14	54	10	64	2.0-4	0-0	5	11
2014	12	47	17	64	5.0-14	0-0	1	7
<b>Total</b>	<b>46</b>	<b>126</b>	<b>39</b>	<b>165</b>	<b>7.0-18</b>	<b>0-0</b>	<b>7</b>	<b>22</b>

**Season Highs**

Most Tackles, game: ..... 15, at Villanova, 9/6/14  
 Most TFL, game: ..... 3.0, at Villanova, 9/6/14  
 Most Sacks, game: ..... 0

**Career Highs**

Most Tackles, game: ..... 15, at Villanova, 9/6/14  
 Most TFL, game: ..... 3.0, at Villanova, 9/6/14  
 Most Sacks, game: ..... 0

# 2014 BIO UPDATES

**George Dawson**



**6**

**Linebacker**

**Sophomore • 6-2 • 201  
Bronx, N.Y. •  
Cardinal Hayes**

- Has started all 12 games at linebacker in 2014
- Has compiled 52 total tackles, 32 solo, and 5.5 for loss
- Also has two interceptions and a quarterback hurry
- Made four stops, three solo, including 0.5 for loss at Villanova
- Had two stops, one solo, versus Saint Francis
- Finished with two tackles, a quarterback hurry and an interception in the win over Rhode Island
- Made three tackles, two solo, including one for loss at Columbia
- Had three tackles, two solo and one for loss, at Holy Cross
- Finished with three tackles, including 0.5 for loss, versus Lafayette
- Made a season-high ten stops, three solo, including 0.5 for loss, against Penn
- Had a pair of solo tackles, including one for loss, at Lehigh
- Finished with a team-high eight tackles, six solo and one for loss, and intercepted a pass versus Colgate
- Recorded six tackles, four solo, and forced a fumble at Bucknell
- Had six solo stops in the win over Georgetown
- Made three tackles, one solo, at Army

Year	G	UT	AT	TT	TL	Sacks	Int.	PD
2013	14	17	3	20	1.0-1	0-0	0	3
2014	12	32	20	52	5.5-13	0.0-0	2	0
<b>Total</b>	<b>26</b>	<b>49</b>	<b>23</b>	<b>72</b>	<b>6.5-14</b>	<b>0.0-0</b>	<b>2</b>	<b>3</b>


**Season Highs**

Most Tackles, game: ..... 10, vs. Penn  
 Most TFL, game: ..... 1.0, Five Times  
 Most Sacks, game: ..... 0

**Career Highs**

**Most Tackles, game: ..... 10, vs. Penn, 10/11/14**  
 Most TFL, game: ..... 1, at Colgate, 11/23/13  
 Most Sacks, game: ..... 1, at Yale, 10/19/13

**Jake Dixon**



**36**

**Defensive Back**

**Senior • 5-11 • 200  
Portage, Ind. •  
Portage**

- Has started eleven games at safety in 2014
- Missed Penn game with an injury
- Has compiled 60 total tackles, 47 solo, including 3.5 for loss
- Also has an interception and seven pass breakups, third best on team
- Finished with a career-high 11 tackles, eight solo, against Rhode Island
- Made four stops, three solo, in win over Saint Francis
- Had three stops, two solo, at Villanova
- Lead Rams with six stops, two solo, at Columbia, along with two pass breakups
- Made three solo tackles and intercepted a pass which he returned 31 yards, at Holy Cross
- Finished with eight tackles, seven solo, including 0.5 for loss, in the Lafayette game
- Had four solo stops at Lehigh
- Made three solo stops and had a pass breakup against Colgate
- Recorded seven tackles, five solo, including 1.5 for loss and broke up two passes at Bucknell
- Finished with ten tackles, nine solo, at Army

Year	G	UT	AT	TT	TL	Sacks	Int.	PD
2011	10	14	8	22	1.0-2	0-0	0	1
2012	11	36	19	55	2.0-3	0-0	2	3
2013	13	48	16	64	3.0-17	1.0-14	1	3
2014	11	47	13	60	3.5-8	0.0-0	1	7
<b>Total</b>	<b>45</b>	<b>145</b>	<b>56</b>	<b>190</b>	<b>10.5-30</b>	<b>1.0-14</b>	<b>4</b>	<b>14</b>

**Season Highs**

Most Tackles, game: ..... 11, vs. Rhode Island  
 Most TFL, game: ..... 1.5, at Bucknell  
 Most Sacks, game: ..... 0

**Career Highs**

**Most Tackles, game: ..... 11, vs. Rhode Island, 9/13/14**  
**Most TFL, game: ..... 1.5, at Bucknell, 11/7/14**  
 Most Sacks, game: ..... 1, at Yale, 10/19/13

# 2014 BIO UPDATES

**Victor DiFusco** 54 **Linebacker**

**Senior • 6-0 • 234**  
**Mahopac, N.Y. • Mahopac**



- Has appeared in seven games at linebacker in 2014
- Missed Penn, Lehigh, Bucknell, Georgetown and Army games with an injury
- Third on team with 46 total tackles,

- 29 solo, including 0.5 sacks
- Also has a pass breakup and a quarterback hurry
- Opened season with a career-high 12 tackles, seven solo, against Saint Francis
- Made eight tackles, six solo, broke up a pass and had a quarterback hurry vs. Rhode Island
- Had seven stops, four solo, at Villanova
- Made five tackles, two solo, at Columbia
- Finished with a team-high seven tackles, six solo, including a sack at Holy Cross
- Recorded five stops, three solo, in the Lafayette win

Year	G	UT	AT	TT	TL	Sacks	Int.	PD
2011	11	19	18	37	0.5-2	0-0	0	0
2012	0	0	0	0	0-0	0-0	0	0
2013	13	19	12	31	4.5-9	0-0	0	0
2014	7	29	17	46	0.5-3	0.5-3	0	1
<b>Total</b>	<b>31</b>	<b>67</b>	<b>47</b>	<b>113</b>	<b>5.5-14</b>	<b>0.5-3</b>	<b>0</b>	<b>1</b>

**Season Highs**

Most Tackles, game: .....12, vs. Saint Francis  
 Most TFL, game: ..... 0.5, at Holy Cross  
 Most Sacks, game: ..... 0.5, at Holy Cross

**Career Highs**

Most Tackles, game: .....12, vs. Saint Francis  
 Most TFL, game: .....3, vs. Villanova, 9/7/13  
 Most Sacks, game: ..... 0

**Chase Edmonds** 22 **Running Back**

**Freshman • 5-9 • 185**  
**Harrisburg, Pa. • Central Dauphin East**



- Has appeared in all 12 games at running back in 2014
- Has carried 252 times for 1,539 yards and 21 touchdowns, all Patriot League highs
- Second on Fordham single season rushing list (1,539)
- Became first Fordham freshman to rush

- for 1,000 yards in a season and just the sixth total
- Also has 17 kickoff returns for 350 yards (20.6 average)
- Has 15 receptions for 97 yards with one score
- Third in the NCAA FCS in rushing touchdowns with 21
- Eighth in the NCAA FCS in all-purpose yards/game (165.50), sixth in total rushing yards and eighth in rushing yards/game (128.3)
- Leads Patriot League in rushing yards/game (128.3)
- Leads Patriot League and third in the NCAA FCS in scoring (11.0 points/game)
- Set Fordham freshman rushing record with 231 yards on 22 carries with four scores against Rhode Island
- Opened season with 19 carries for 181 yards and two scores against Saint Francis, the second best single game total for a Fordham freshman in school history
- Also returned three kickoffs for 119 yards vs. Saint Francis
- His 300 all-purpose yards in Saint Francis game is the second most in an NCAA FCS game this year
- Named Sports Network, Patriot League and ECAC Rookie of the Week twice in 2014
- Also named Patriot League Offensive Player of the Week and Rockin' Refuel Performance of the Week following the Rhode Island game
- Named Patriot League Rookie of the Week following Columbia game in which he rushed for 174 yards and one score and caught three passes for 41 yards and another score
- Named Patriot League Rookie of the Week following the Holy Cross game where he rushed for 142 yards on 26 carries with one touchdown
- Named Patriot League Rookie of the Week following the Lafayette game where he rushed for 187 yards on 25 carries with two touchdowns
- Rushed for 101 yards on 22 carries versus Penn with one touchdown
- Gained 197 yards on 32 carries and tied a school record with five touchdowns at Lehigh
- Gained 114 yards on 25 carries with two scores versus Colgate
- Carried 21 times for 103 yards and two scores at Bucknell
- Gained 69 yards on 13 carries and caught three passes for 11 yards at Army

Yr.	G	Att.	Yds.	Avg./Rush	Avg./Game	TD	LG
2014	12	252	1539	6.1	128.3	21	87

Year	G	KOR.	Yds.	Avg.	TD
2014	12	17	350	20.6	0

**Season Highs**

Most Carries, game: .....32, at Lehigh  
 Most Rush Yards, game: ..... 231, vs. Rhode Island  
 Rushing TDs: .....5, at Lehigh  
 Longest Run: ..... 87, vs. Rhode Island

# 2014 BIO UPDATES

**Austin Hancock** 44 **Linebacker**  
**Senior • 6-2 • 233**  
**McMurray, Pa. •**  
**Peter's Township**



- Has started all 12 games at linebacker in 2014
- Leads team with 87 total tackles, 46 solo, including 3.5 for loss and 2.5 sacks
- Also has three pass breakups and a

forced fumble

- Finished with a career-high 19 tackles, 12 solo, at Army
- Made eight tackles, three solo, including 0.5 sacks, in the win over Rhode Island
- Opened season with six tackles, three solo, against Saint Francis
- Had five stops, two solo, including 0.5 for at Villanova
- Finished with three stops at Columbia, two solo
- Made three solo tackles at Holy Cross
- Recorded four stops versus Lafayette, two solo
- Earned Patriot League Defensive Player of the Week honors following Penn game where he matched his career-high with 12 tackles, eight solo, including 2.0 sacks and 2.5 TFL with one forced fumble
- Had three solo stops at Lehigh
- Made eight tackles, two solo, in the Colgate win
- Recorded ten tackles, three solo, and broke up a pass at Bucknell
- Finished with six tackles, three solo, and a quarterback hurry vs. Georgetown

Year	G	UT	AT	TT	TL	Sacks	Int.	PD
2011	4	7	0	7	1.0-8	1.0-8	0	0
2012	11	40	28	68	3.5-12	1.0-7	1	4
2013	14	53	27	80	2.0-4	0-0	1	2
2014	12	46	41	87	3.5-23	2.5-22	0	3
<b>Total</b>	<b>41</b>	<b>146</b>	<b>96</b>	<b>242</b>	<b>10.0-47</b>	<b>4.5-37</b>	<b>2</b>	<b>9</b>

**Season Highs**

Most Tackles, game: ..... 19, at Army  
 Most TFL, game: .....2.5, vs. Penn  
 Most Sacks, game: .....2.0, vs. Penn

**Career Highs**

Most Tackles, game: ..... 19, at Army, 11/22/14  
 Most TFL, game: .....2.5, vs. Penn, 10/11/14  
 Most Sacks, game: .....2.0, vs. Penn, 10/11/14

**Tebucky Jones, Jr.** 5 **Wide Receiver**  
**Senior • 6-0 • 195**  
**Farmington, Conn. •**  
**New Britain**



- Preseason All-Patriot League
- Has started all 12 games in 2014
- Has 67 receptions for 999 yards, second on team, with a team-high ten touchdowns
- Second in Patriot League and 34th in

the NCAA FCS in receptions per game (5.6)

- Fourth in the Patriot League and 25th in the NCAA FCS in receiving yards/game (83.2)
- Tied for 13th in the NCAA FCS in receiving touchdowns (10)
- Grabbed six passes for 124 yards and a touchdown in the win over Rhode Island
- Made five catches for 72 yards in season opening win over Saint Francis
- Finished with seven receptions for 129 yards and two touchdowns at Columbia
- Had a season-high nine receptions for 76 yards at Holy Cross
- Made seven catches for 85 yards with one score against Lafayette
- Grabbed ten passes for 203 yards, both season-highs, with two scores in the win over Penn
- Finished with three catches for 36 yards at Lehigh
- Made eight catches for 97 yards with two touchdowns against Colgate
- Hauled in five passes for 79 yards and one touchdown, the game-winner in overtime, at Bucknell
- Recorded six receptions for 90 yards against Georgetown
- Had one catch for eight yards at Army

Year	G	Recpt.	Yds.	Avg.	TD	Lg	Avg./G
2010*	0	0	0	0.0	0	0	0.0
2011*	8	5	42	8.4	0	17	5.2
2012*	8	2	11	5.5	0	6	1.4
2013	13	85	1154	13.6	5	86	88.8
2014	12	64	999	14.9	10	51	83.2
<b>Total</b>	<b>41</b>	<b>156</b>	<b>2206</b>	<b>14.1</b>	<b>15</b>	<b>86</b>	<b>53.8</b>

\* - at UConn

**Season Highs**


Most Receptions: .....10, vs. Penn  
 Most Rec. Yards, Game: .....203, vs. Penn  
 Longest Reception: ..... 51, at Columbia

**Career Highs**

Most Receptions: ..... 12, 2x, last at Colgate, 11/23/13  
 Most Rec. Yards, Game: .....224, at Colgate, 11/23/13  
 Longest Reception: .....86, at Colgate, 11/23/13

# 2014 BIO UPDATES

**Dan Light**



## 84

**Senior • 6-4 • 265**  
**Sutton, Mass. •**  
**St. John's**

**Tight End**

- Preseason All-America
- Preseason All-Patriot League
- Named First Team Academic All-District
- Has started all 12 games at tight end
- Fourth on the Fordham career reception list (177) and tenth on the career receiving yards list (1,594)

- Has 43 receptions for 385 yards with six touchdowns
- Grabbed four passes for 13 yards with a touchdown versus Saint Francis
- Caught two passes for 25 yards at Villanova
- Hauled in a four-yard scoring strike at Columbia and then caught the two-point conversion pass
- Made four receptions for 42 yards and one score at Holy Cross
- Finished with five receptions for 39 yards against Lafayette
- Hauled in four passes for 25 yards with one touchdown versus Penn
- Made six catches for 91 yards, both season highs, and one touchdown at Lehigh
- Had six catches for 68 yards versus Colgate
- Hauled in three passes for 34 yards and one touchdown at Bucknell
- Made four catches for 28 yards versus Georgetown
- Grabbed one pass for 17 yards at Army

Year	G	Recpt.	Yds.	Avg.	TD	Lg	Avg./G
2011	11	23	233	10.1	1	26	10.1
2012	11	45	388	8.6	0	25	35.3
2013	14	66	588	8.9	2	40	42.0
2014	12	43	385	9.0	6	51	32.1
<b>Total</b>	<b>48</b>	<b>177</b>	<b>1594</b>	<b>9.0</b>	<b>9</b>	<b>51</b>	<b>33.2</b>


**Season Highs**

Most Receptions: ..... 6, 2x, last vs. Colgate  
 Most Rec. Yards, Game: ..... 91, at Lehigh  
 Longest Reception: ..... 51, at Lehigh

**Career Highs**

Most Receptions: ..... 13, at Towson, 12/7/13  
 Most Rec. Yards, Game: ..... 122, at Towson, 12/7/13  
 Longest Reception: ..... 51, at Lehigh, 10/25/14

**Michael Marando**



## 94

**Senior • 5-7 • 157**  
**Brooklyn, N.Y. •**  
**Xaverian**

**Placekicker**

- Preseason All-America
- Preseason All-Patriot League
- Has started all 12 games in 2014
- Is 16-for-21 on the year in field goals and 58-for-60 in PATs
- Set Fordham career field goals made record with 42

- One field goal shy of the Patriot League record of 43 held by Lafayette's Davis Rodriguez (2007-10)
- Set Patriot League career scoring record for a kicker (262)
- 262 career points ranks second all-time at Fordham, tops among kickers
- Leads Patriot League in scoring for a kicker (8.8) and second overall, and 16th in the NCAA FCS, in scoring
- Leads Patriot League and tied for 13th in the NCAA FCS in field goals/game (1.33)
- Booted a pair of field goals at Villanova (31 and 38 yards)
- Connected on a 29-yard field goal versus Saint Francis
- Converted all seven PATs and kicked a 33-yard field goal against Rhode Island
- Kicked two field goals (24 and 47 yards) and made good on all five PATs at Columbia
- Connected on a 29-yard field goal and booted six extra points at Holy Cross
- Named Patriot League Special Teams Player of the Week following the Lafayette game where he booted two field goals (36 and 22 yards) and converted all four PATs
- Convert an 18-yard field goal and made good on seven PATs against Penn
- Booted a pair of field goals (42 and 31 yards) and converted all six PATs at Lehigh
- Kicked a 37-yard field goal and converted on two PATs against Colgate
- Connected on a 24-yard field goal and all three PATs at Bucknell
- Kicked a 27-yard field goal and added seven PATs in the win over Georgetown
- Booted a 40-yard field goal and four PATs at Army to earn Patriot League Special Team Player of the Week honors

<b>Career Placekicking Stats</b>										
Year	G	FG	Pct.	1-19	20-29	30-39	40-49	50+	Lg	
2011	11	7-17	.467	0-0	1-3	5-6	1-6	0-0	41	
2012	0	0-0	.000	0-0	0-0	0-0	0-0	0-0	0	
2013	13	19-26	.731	1-1	6-7	9-11	3-7	0-0	47	
2014	12	16-21	.727	2-2	5-6	6-9	3-4	0-0	46	
<b>Total</b>	<b>36</b>	<b>42-64</b>	<b>.656</b>	<b>3-3</b>	<b>12-16</b>	<b>20-26</b>	<b>7-17</b>	<b>0-0</b>	<b>47</b>	

# 2014 BIO UPDATES

**Michael  
Nebrich**

**12** **Quarterback**

**Senior • 6-1 • 205  
Burke, Va. •**

**Lake Braddock Secondary**



- Preseason All-America
- 2014 Patriot League Preseason Offensive Player of the Year & Preseason All-Patriot League
- Started ten games at quarterback in 2014 (missed Colgate and Bucknell

games with illness)

- Completed 229 of 343 passes for 3015 yards and 25 touchdowns
- Leads all active NCAA FCS players in career total offense and passing yards per game
- Broke own school record with 566 passing yards against Penn

## Career Rushing Stats

Yr.	G	Att.	Yds.	Avg./Rush	Avg./Game	TD	LG
2011	8	8	10	1.2	1.2	0	10
2012	3	36	162	4.5	54.7	4	27
2013	13	154	513	3.3	39.5	9	37
2014	10	50	-35	----	----	1	14
<b>Total</b>	<b>34</b>	<b>248</b>	<b>650</b>	<b>2.6</b>	<b>19.1</b>	<b>14</b>	<b>37</b>

## Career Passing Stats

Year	G	Comp.-Att.-Int.	Pct.	Yards	TD	LG	Yds/Gm
2011	8	5-14-1	35.7	69	0	21	8.6
2012	3	14-23-0	60.9	105	1	17	35.0
2013	13	353-480-7	73.5	4380	35	86	336.9
2014	10	229-343-6	66.8	3015	25	80	301.5
<b>Total</b>	<b>34</b>	<b>601-860-14</b>	<b>69.9</b>	<b>7,675</b>	<b>61</b>	<b>86</b>	<b>225.7</b>

### Season Highs

Most Pass Attempts: ..... 48, at Columbia  
 Most Completions: ..... 36, vs. Penn  
 Most Passing Yards: ..... 566, vs. Penn  
 Most Passing TDs: ..... 6, vs. Penn  
 Longest Pass: ..... 80, vs. Penn

### Career Highs

Most Pass Attempts: ..... 49, vs. Holy Cross, 11/2/13  
 Most Completions: ..... 39, vs. Holy Cross, 11/2/13  
**Most Passing Yards: .....566, vs. Penn, 10/11/14**  
**Most Passing TDs: .....6, vs. Penn, 10/11/14**  
**Longest Pass: .....80, vs. Penn, 10/11/14**

### Season Highs

Most Carries, game: ..... 9, at Holy Cross  
 Most Rush Yards, game: ..... 22, at Holy Cross  
 Rushing TDs: ..... 1, at Holy Cross  
 Longest Run: ..... 8, at Holy Cross

### Career Highs

Most Carries, game: .....22, at Villanova, 9/8/12  
 Most Rush Yards, game: .....107, at Villanova, 9/8/12  
 Rushing TDs: .....3, vs. Lock Haven, 8/30/12  
 Longest Run: .....37, vs. Columbia, 9/21/13

and tied school mark with six touchdown passes

- Leads Patriot League and ranked fourth in the NCAA FCS in passing yards/game (301.5) and ninth in the FCS in passing touchdowns (25)
- Eleventh in NCAA FCS in total passing yards and 13th in points responsible for/game (16.0)
- Connected on 22 of 38 passes for 331 yards and one touchdown against Rhode Island
- Opened the season completing 11 of 26 passes for 188 yards and three touchdowns against Saint Francis
- Completed 14 of 28 passes for 182 yards in the Villanova game
- Earned Patriot League Offensive Player of the Week honors following the Columbia game where he completed 32 of 48 passes for 435 yards and four touchdowns
- Named Patriot League Offensive Player of the Week following the Holy Cross game where he completed 32 of 42 passes for 315 yards and four touchdowns and he rushed for another score
- Earned Patriot League Offensive Player of the Week honors following the Lafayette game where he completed 23 of 32 passes for 287 yards and three touchdowns
- Completed 20 of 27 passes for 295 yards and a score at Lehigh
- Connected on 27 of 38 passes for 352 yards and three touchdowns at Army

# 2014 BIO UPDATES

**DeAndre  
Slate**

**99** **Defensive  
Line**

**Senior • 6-1 • 270**  
**Frankfort, Ill. •**  
**Lincoln Way East**



- Preseason All-Patriot League
- Has started all 12 games on the defensive line in 2014
- Has 67 total tackles, 38 solo, including 11.0 for loss and 5.5 sacks
- Second on team in tackles
- Made career-high 12 tackles, six solo, including 1.5 sacks, at Bucknell
- Made nine tackles, three solo, including 0.5 sacks in the Rhode Island win

- Made four tackles, three solo, against Saint Francis
- Had six solo stops, five solo, including a sack at Villanova
- Made three tackles, two solo and 1.5 for loss, at Columbia
- Finished with four solo stops, including two sacks, at Holy Cross
- Made five stops, including a sack, and had two quarterback hurries versus Lafayette
- Finished with four tackles and returned a fumble eight yards for a score against Penn
- Made four solo stops, including one for loss, at Lehigh
- Recorded five tackles, three solo and 0.5 for loss, against Colgate
- Finished with three tackles, one for loss, against Georgetown
- Made eight tackles, five solo and one for loss, at Army

Year	G	UT	AT	TT	TL	Sacks	Int.	PD
2011	11	14	9	23	3.5-14	1.5-11	0	1
2012	11	30	16	46	5.0-18	1.5-13	0	2
2013	14	32	17	49	14.5-50	7.0-38	0	1
2014	12	39	29	67	11.0-39	5.5-28	0	0
<b>Total</b>	<b>48</b>	<b>115</b>	<b>71</b>	<b>185</b>	<b>34.0-121</b>	<b>15.5-90</b>	<b>0</b>	<b>4</b>

**Season Highs**

Most Tackles, game: ..... 9, vs. Rhode Island  
 Most TFL, game: ..... 1.5, at Columbia  
 Most Sacks, game: ..... 1.5, at Bucknell

**Career Highs**

Most Tackles, game: ..... 9, vs. Rhode Island, 9/13/14  
 Most TFL, game: ..... 3.0, at Temple, 9/14/13  
 Most Sacks, game: ..... 3.0, at Temple, 9/14/13

**Brian  
Wetzel**

**24** **Wide  
Receiver**

**Senior • 5-11 • 190**  
**Dallas, Tex. •**  
**Jesuit College Prep**



- Preseason All-Patriot League
- Has started all 12 games at wide receiver in 2014
- Second on the Fordham career receptions (275) and receiving yards lists (3,676)
- Second on the career touchdown receiving list (29)

- Has 78 receptions for 1047 yards, both team highs, and eight touchdowns
- Has also returned 23 punts for 262 yards (11.4/return)
- Leads Patriot League and 12th in the NCAA FCS in punt return average
- First in conference and 15th in the NCAA FCS in receptions/game (6.5)
- Second in Patriot League and 20th in the FCS in receiving yards/game (87.2)
- Caught three passes for 78 yards and a touchdown against Saint Francis
- Grabbed three passes for 53 yards at Villanova
- Made two catches for 41 yards vs. Rhode Island
- Had ten catches for 86 yards at Columbia
- Hauled in a eight passes for a season-high 114 yards and two touchdowns at Holy Cross
- Finished with six receptions for a season-high 115 yards and one score against Lafayette
- Had eight receptions for 82 yards and one score against Penn
- Made six catches for 80 yards at Lehigh
- Hauled in seven passes for 69 yards with one touchdown versus Colgate
- Had four catches for 33 yards at Bucknell
- Caught nine passes for 103 yards and one score against Georgetown
- Hauled in a season-high 12 passes for a career-best 193 yards and a score at Army

Year	G	Recpt.	Yds.	Yds/Recpt.	Yds/Game	TD	LG
2011	9	36	493	13.7	54.8	0	58
2012	11	72	1042	14.5	94.7	7	89
2013	14	89	1094	12.3	78.1	14	49
2014	12	78	1047	13.4	87.2	8	58
<b>Totals</b>	<b>46</b>	<b>275</b>	<b>3676</b>	<b>13.4</b>	<b>79.9</b>	<b>29</b>	<b>89</b>

Year	G	KOR.	Yds.	Avg.	TD	PR	Yds.	Avg.	TD
2011	11	0	0	0.0	0	0	0	0.0	0
2012	11	31	713	23.0	0	15	82	5.5	0
2013	14	0	0	0.0	0	24	287	12.0	1
2014	12	0	0	0.0	0	23	262	11.4	0
<b>Totals</b>	<b>46</b>	<b>31</b>	<b>713</b>	<b>23.0</b>	<b>0</b>	<b>62</b>	<b>631</b>	<b>10.2</b>	<b>1</b>

**Season Highs**

Most Receptions: ..... 12, at Army  
 Most Rec. Yards, Game: ..... 193, at Army  
 Longest Reception: ..... 65, at Army

**Career Highs**

Most Receptions: ..... 14, vs. Colgate, 11/17/12  
**Most Rec. Yards, Game: ..... 193, at Army, 11/22/14**  
 Longest Reception: ..... 89, vs. Lafayette, 11/3/12

# 2014 BIO UPDATES

**Ian Williams**

**32** **Defensive Back**

**Senior • 5-10 • 199**  
**West Palm Beach, Fla. •**  
**The King's Academy**



- Preseason All-Patriot League
- Has started all 12 games at cornerback in 2014
- Has 59 total tackles, 41 solo, fifth best on team
- Also has a tackle for loss, a team-high

eleven pass breakups, two interceptions and two fumble recoveries

- Made seven stops, six solo, including one for loss, recovered a fumble in the end zone and also recorded a safety in the win over Rhode Island
- Finished with a two solo tackles in season opener with Saint Francis
- Recorded a season-high ten tackles, seven solo, and has a pass deflection at Villanova
- Made four stops, three solo, at Columbia
- Had two solo stops at Holy Cross
- Notched six stops, four solo, and broke up a pair of passes versus Lafayette
- Made five tackles, two solo, broke up two passes and recovered a fumble versus Penn
- Finished with six solo stops at Lehigh
- Made three tackles, two solo, and had three pass breakups and an interception versus Colgate
- Recorded six tackles, four solo, at Bucknell
- Finished with two tackles and two pass breakups versus Georgetown
- Made six stops, three solo, at Army

Year	G	UT	AT	TT	TL	Sacks	Int.	PD
2010	2	0	0	0	0-0	0-0	0	0
2011	11	41	13	54	0-0	0-0	2	8
2012	11	69	17	86	2.0-5	0-0	5	6
2013	14	66	20	86	2.0-15	2.0-15	4	15
2014	12	41	18	59	1.0-21	0-0	2	11
<b>Total</b>	<b>50</b>	<b>217</b>	<b>68</b>	<b>265</b>	<b>5.0-41</b>	<b>2.0-15</b>	<b>13</b>	<b>40</b>

**Season Highs**

Most Tackles, game: ..... 10, at Villanova  
 Most Interceptions, game: ..... 1, vs. Rhode Island  
 Most Passes Defended, game: ..... 3, 2x, last vs. Colgate

**Career Highs**

Most Tackles, game: ..... 17, at Lafayette, 10/22/11  
 Most Interceptions, game: ..... 2, 2x, last vs. Bucknell, 11/9/13  
 Most Passes Defended, game: ..... 4, vs. Sacred Heart, 11/30/13

**Levon Williams**

**4** **Defensive Back**

**Senior • 6-1 • 202**  
**Brooklyn, N.Y. •**  
**Fort Hamilton (Nassau CC)**



- Has appeared in eleven games in the defensive backfield in 2014
- Has 53 total tackles, 34 solo and 1.5 for loss, along with five pass breakups, two interceptions and a quarterback hurry
- Made six tackles, four solo, and had a

quarterback hurry against Rhode Island

- Finished with four tackles, three solo, and a pass breakup at Villanova
- Made five tackles, two solo, and broke up a pass at Columbia
- Finished with three solo stops at Holy Cross
- Made five tackles, four solo, against Lafayette
- Recorded five stops, three solo, including 0.5 for loss and intercepted a pass in the win over Penn
- Had four tackles, two solo, including one for loss, at Lehigh
- Finished with seven stops, six solo, and had a pass breakup versus Colgate
- Made five tackles, two solo, and intercepted a pass against Georgetown
- Had four tackles, two solo, at Army

Year	G	UT	AT	TT	TL	Sacks	Int.	PD
2012	11	8	0	8	0-0	0-0	0	1
2013	14	56	23	79	1.0-4	0-0	5	2
2014	11	34	19	53	1.5-5	0-0	2	5
<b>Total</b>	<b>36</b>	<b>107</b>	<b>42</b>	<b>140</b>	<b>2.5-9</b>	<b>0-0</b>	<b>7</b>	<b>8</b>

**Season Highs**

Most Tackles, game: ..... 6, vs. Rhode Island  
 Most Interceptions, game: ..... 0  
 Most Passes Defended, game: ..... 1, 5x, last vs. Colgate

**Career Highs**

Most Tackles, game: ..... 9, 2x, last at Temple, 9/14/13  
**Most Interceptions, game: ..... 1, 6x, last vs. Penn, 10/11/14**  
**Most Passes Defended, game: ... 1, 5x, last vs. Colgate, 11/1/14**