



FIU Men's Basketball

23
24

Men's Basketball Contact: Darin Yrigoyen | Director of Athletic Communications | 954.594.2558 | dyrigoye@fiu.edu

2023-24 SCHEDULE

Record: 5-10
Home: 4-3 Away: 1-4 Neutral: 0-3

Nov. 6	at UCF.....	L, 85-62
Nov. 9	TARLETON STATE.....	L, 82-65
Nov. 13	at #12 Miami.....	L, 86-80
Nov. 15	at Houston Christian.....	W, 83-74

Cayman Islands Classic

Nov. 19	Akron.....	L, 77-71
Nov. 20	Marshall.....	L, 80-69
Nov. 21	LMU/Oakland.....	L, 61-60

Nov. 26	KENNESAW STATE.....	W, 91-84
Nov. 29	FGCU.....	L, 68-65
Dec. 2	LIU.....	W, 74-59
Dec. 13	at #15 Florida Atlantic.....	L, 94-60
Dec. 16	TRINITY COLL. OF FLA.....	W, 146-55
Dec. 19	STETSON.....	L, 80-68
Dec. 21	MAINE.....	W, 82-74
Dec. 30	at Utah Tech*.....	L, 96-92 (OT)
Jan. 6	at Jax State*.....	5 PM
Jan. 11	NEW MEXICO STATE*.....	7 PM
Jan. 13	UTEP*.....	6 PM
Jan. 25	at Liberty*.....	7 PM
Jan. 25	at Western Kentucky*.....	8 PM
Jan. 27	at Middle Tennessee*.....	6 PM
Feb. 1	LOUISIANA TECH*.....	7 PM
Feb. 3	SAM HOUSTON*.....	2 PM
Feb. 10	MIDDLE TENNESSEE*.....	2 PM
Feb. 15	at Sam Houston.....	7:30 PM
Feb. 17	at Louisiana Tech*.....	3 PM
Feb. 22	LIBERTY*.....	7 PM
Feb. 24	JAX STATE*.....	6 PM
Mar. 2	WESTERN KENTUCKY*.....	6 PM
Mar. 7	at UTEP*.....	9 PM
Mar. 9	at New Mexico State*.....	4 PM

*Conference USA Games
All Times ET | Home Games in CAPS

The Matchup

FIU Panthers (5-10, 0-0 Conference USA)

Head Coach: Jeremy Ballard
Record at FIU: 82-89 (Sixth Season)
Overall Record: same



VS

Jacksonville State Gamecocks (8-7, 0-0 Conference USA)

Head Coach: Ray Harper
Record at Jax State: 140-101 (8th Season)
Overall Record: 479-227 (25th Season)



Quick Notes

- FIU and Jacksonville State will face-off as conference foes for the first time in history.
- Head Coach Jeremy Ballard became the all-time winningest head coach in FIU's D1 era with the win over LIU.
- FIU's Arturo Dean leads the nation with 61 steals and 4.1 steals per game.
- FIU is currently ranked third-nationally in steals per game and fourth in turnovers forced per game.
- Dean is the returning CUSA Freshman of the Year, the first in FIU's CUSA tenure.
- Jonathan Aybar, a transfer from North Florida, joins FIU this season, the same school that his dad attended and played basketball at from 1996-1999. He is the first second-generation play in program history.
- Raja Bell (#13) and Carlos Arroyo (#30) are both FIU Men's Basketball Alumni. Both had long-tenured NBA careers with Bell named to the NBA's All-Defensive Team twice.
- This is the 43rd season of FIU men's basketball, dating back to 1981-82.

Gameday Info

Date: Saturday, January 6 | 4 p.m. CT
Location: Pete Mathews Coliseum | Jacksonville, Ala.
Last Meeting: JSU def. FIU, 66-59, 12/15/21 (FIU leads 4-1)

CUSA Standings

NM State	1-0	7-9
WKU	0-0	11-3
Liberty	0-0	11-4
LA Tech	0-0	10-5
Jax State	0-0	8-7
UTEP	0-1	8-7
Sam Houston	0-0	7-8
MTSU	0-0	6-9
FIU	0-0	5-10

Around CUSA (ET)

January 6

Sam Houston vs. La Tech | 5:30 pm
Western Kentucky vs. Liberty | 6 pm

By The Numbers

	77.9	45.0	33.3	34.5	15.9	3.4	11.8	77.0	46.9	35.7	1.0	-3.7
	PPG	FG%	3FG%	RPG	APG	BPG	SPG	OPPG	OFG%	O3FG%	A:TO	RMAR
	72.6	46.7	33.9	38.1	11.9	4.0	6.8	62.4	40.7	29.2	0.9	+6.9

2023-24 FIU Men's Basketball



@fiuhoops

Numerical Roster

NO.	NAME	POS.	HT.	YR.	HOMETOWN / PREVIOUS SCHOOL
0	Okechukwu Okeke	F	6-9	Jr.	East Chicago, Ill. / Tallahassee CC
1	Dashon Gittens	G	6-3	So.	Hartford, Conn. / Putnam Science Academy
2	Arturo Dean	G	5-11	So.	Miami, Fla. / Putnam Science Academy
3	Javaunte Hawkins	G	5-11	Sr.	Lee's Summit, Mo. / Butler CC
4	Seth Pinkney	C	7-1	Sr.	Philadelphia, Pa / Quinnipiac
5	Jaidon Lipscomb	G	6-5	Jr.	Columbus, Ohio / Lakeland CC
10	Travis Gray	G	6-5	Jr.	Syracuse, N.Y. / Mohawk Valley CC
11	Jayden Brewer	G	6-6	So.	Indianapolis, Ind. / Combine Prep
12	Dante Wilcox	G/F	6-6	Gr.	West Palm Beach, Fla. / Oxbridge Academy
15	Renato Ruiz	G	6-1	Jr.	Plantation, Fla. / American Heritage
21	Jonathan Aybar	F	6-9	Jr.	Kissimmee, Fla. / University of North Florida
22	Onyx Pastoriza	G	5-8	Sr.	Arecibo, Puerto Rico / Miami Triple Threat
23	Petar Krivokapic	G	6-4	Jr.	Budva, Montenegro / Miami Prep School
24	Jaden Grant	G	5-11	Jr.	Davie, Fla. / NSU University School
31	George Pridgett, Jr.	G	5-11	Jr.	Boston, Mass. / Polk State College
33	Mohamed Sanogo	F	6-9	Jr.	Pittsfield, Mass. / Putnam Science Academy

Coaching Staff

Jeremy Ballard	Head Coach	6th Season	Colgate '03
Jesse Bopp	Associate Head Coach	6th Season	Plymouth State '07
Joey Rodriguez	Assistant Coach	6th Season	VCU '11
Zavier Anderson	Assistant Coach	2nd Season	Clemson '11
Vince Caruso	Video Coordinator	1st Season	Worcester State '15
Jack Sprague	Strength & Conditioning Coach		
Colin Campbell	Director of Basketball Ops		



Okechukwu Okeke




Dashon Gittens



Arturo Dean



Javaunte Hawkins




Seth Pinkney




Jaidon Lipscomb




Travis Gray




Jayden Brewer



Dante Wilcox




Renato Ruiz



Jonathan Aybar



Onyx Pastoriza



Petar Krivokapic



Jaden Grant



George Pridgett, Jr.



Mohamed Sanogo

A-Z Roster

21	Jonathan Aybar
11	Jayden Brewer
2	Arturo Dean
1	Dashon Gittens
24	Jaden Grant
10	Travis Gray
3	Javaunte Hawkins
23	Petar Krivokapic
5	Jaidon Lipscomb
0	Okechukwu Okeke
22	Onyx Pastoriza
31	George Pridgett, Jr.
4	Seth Pinkney
15	Renato Ruiz
33	Mohamed Sanogo
12	Dante Wilcox

By Location

Connecticut (1)	
1	Dashon Gittens
Florida (6)	
2	Arturo Dean
4	Seth Pinkney
12	Dante Wilcox
15	Renato Ruiz
21	Jonathan Aybar
24	Jaden Grant
Ohio (1)	
5	Jaidon Lipscomb
New York (1)	
10	Travis Gray
Illinois (1)	
0	Okechukwu Okeke
Indiana (1)	
11	Jayden Brewer
International (2)	
22	Onyx Pastoriza - Puerto Rico
23	Petar Krivokapic - Montenegro
Massachusetts (2)	
31	George Pridgett, Jr.
33	Mohamed Sanogo
Missouri (1)	
3	Javaunte Hawkins

By Class

Sophomore (3)	
1	Dashon Gittens
2	Arturo Dean
11	Jayden Brewer
Junior (9)	
0	Okechukwu Okeke
5	Jaidon Lipscomb
10	Travis Gray
15	Renato Ruiz
21	Jonathan Aybar
23	Petar Krivokapic
24	Jaden Grant
31	George Pridgett, Jr.
33	Mohamed Sanogo
Senior (4)	
3	Javaunte Hawkins
4	Seth Pinkney
22	Onyx Pastoriza
12	Dante Wilcox



Individual Stat Leaders

FIU

Points: Arturo Dean, 12.8 ppg
Rebounds: Arturo Dean, 4.5 rpg
Assists: Arturo Dean, 4.6 apg
Steals: Arturo Dean, 4.1 spg
Blocks: Seth Pinkney, 1.3 bpg
3-PT Made: Javaunte Hawkins, 39 3-PT (41.5%)
FG Made: Arturo Dean, 79 FG (41.8%)

Jax State

Points: KyKy Tandy, 18.4 ppg
Rebounds: Juwan Perdue, 5.8 rpg
Assists: Quincy Clark, 2.9 apg
Steals: Juwan Perdue, 1.3 spg
Blocks: Mason Nicholson, 1.1 bpg
3-PT Made: KyKy Tandy, 44 3-PT (39.3%)
FG Made: KyKy Tandy, 101 FG (45.1%)

Last Time Out

Opponent: vs Utah Tech
Result: L, 96-92 (OT)

FIU's men's basketball team was defeated 96-92 in overtime in a dramatic contest at Utah Tech on Saturday evening.

Trailing by three with just 38 seconds remaining in regulation, FIU forced a turnover and Javaunte Hawkins knocked down a clutch three to tie the score at 80-all. Utah Tech's Jaylen Searles answered with a three-pointer with seven seconds to go, setting the stage for another cold-blooded shot from Hawkins.

The senior guard raced down the court and heaved up a long three, of which banked in with just .9 seconds to go, forcing the extra period. FIU (5-10) was down four early in overtime to the Trailblazers (9-5) and, despite another clutch triple from Hawkins, suffered a 96-92 defeat.

Hawkins' 27 points are a career-high for the senior, eclipsing his previous best of 22 against both Kennesaw State on Nov. 26, 2023 and Eastern Michigan on Dec. 11, 2021. Arturo Dean battled with foul trouble, but still poured in 21 points on 8-for-17 shooting, adding six steals and five rebounds.

Jaidon Lipscomb earned his first start and scored in double-figures with 13 points, his fifth-straight game with 10-plus points. Mohamed Sanogo scored 12 points off the bench in 20 minutes.

As a team, FIU forced 25 turnovers, its fourth game this season with over 25 turnovers forced. The Panthers had 15 steals and scored 34 points off of Utah Tech miscues. FIU shot just 14-of-32 from the free throw line was out-rebounded 58-34.

Matchup Preview

FIU's men's basketball program rings in the New Year with its first Conference USA (CUSA) tilt, taking on Jacksonville State in a road contest on Saturday, Jan. 6 at 5 p.m. ET.

The Panthers (5-10) take on the Gamecocks (8-7) on the road to begin their 2024 CUSA schedule. FIU enters this match-up following a 96-92 defeat in overtime at Utah Tech on Saturday, Dec. 30.

Jax State is in the midst of a four-game winning streak, riding some momentum into its CUSA schedule. The Gamecocks also fell to Utah Tech earlier this season, suffered a 81-79 defeat in OT at home on Nov. 11. Jax State also took on mutual opponent Tarleton State and defeated TSU on the road 65-62 on Dec. 18.

Javaunte Hawkins delivered several clutch baskets for FIU, including a long heave which sent the game to OT and landed on SportsCenter's top-10 plays, on his way to a career-high 27 points in the defeat at Utah Tech. Hawkins is enjoying an outstanding senior season with career-high averages of 11.6 ppg and a three-point percentage of 41.5 percent.

The veteran guard has already doubled his scoring output from last season and is approaching his career-highs in three-pointers made and field goals made less than half way through the season. Hawkins 41.5 percent from deep is the best in CUSA and his 2.6 three-pointers per game are third-best.

Jaidon Lipscomb continues to provide an offensive spark as well, having scored in double-digits in each of FIU's last five games. Lipscomb started for the first time this season and played 34 minutes in the loss at Utah Tech. The junior guard currently leads the Panthers with his 48.8 percent shooting from deep.

Arturo Dean has shown to be the do-it-all player for FIU in his sophomore season, following being named the 2022-23 CUSA Freshman of the Year. Dean currently leads the nation in overall steals (61) and steals per game (4.1). He also leads FIU in scoring, rebounding and assists. His 4.6 assists per game are second-best in CUSA.

Last Game's Starting Five



#1 Dashon Gittens



#2 Arturo Dean



#4 Seth Pinkney



#5 Jaidon Lipscomb



#3 Javaunte Hawkins

2023-24 Streaks/Trends

RECORD BREAKDOWN

At Home	4-3
On the Road	1-4
Neutral	0-3

MONTH-BY-MONTH

November	2-7
December	3-3
January	0-0
February	0-0
March	0-0

HALFTIME LEADS/LEADS/OT

Leading at half, home	3-1
Leading at the half, road/neutral	1-1
Tied at the half, home	0-1
Tied at the half, road/neutral	0-0
Trailing at the half, home	1-1
Trailing at the half, road/neutral	0-6
Games decided by 5 points or fewer	0-3
Games decided by 10 points or fewer	3-5
Leading with 5:00 left	5-2
Leading with 2:00 left	5-1
Overtime games	0-1

WINS VS LOSSES

	W	L
PPG	87.0	69.0
OPPG	79.0	84.3
Margin	+8.0	-15.3
FG%	51.5	40.9
OFG%	46.7	53.1
3FG%	37.8	27.7
O3FG%	19.9	43.8
FT%	66.3	70.2
RPG	36.0	29.7
ORPG	12.0	38.7
RMAR	+1.0	-9.0
APG	17.5	13.7
T/O PG	18.5	18.3
BPG	3.5	4.0
SPG	7.0	11.7

STREAKS

Overall	L1
Home Won	W1
Home Lost	--
Home CUSA	--
Home non-conference	L1
Road non-conference	L2
Road Won	--
Road Lost	L2
Road CUSA	--
Neutral	L3





2023-24 FIU Men's Basketball Combined Team Statistics All games

Game Records

Record	Overall	Home	Away	Neutral
ALL GAMES	5-10	4-3	1-4	0-3
CONFERENCE	0-0	0-0	0-0	0-0
NON-CONFERENCE	5-10	4-3	1-4	0-3

Score by Periods

Team	1st	2nd	OT	TOT
FIU	544	615	9	1168
Opponents	553	589	13	1155

Team Box Score

No.	Player	Total					3-Point		F-Throw		Rebounds				Other							
		GP-GS	MIN	AVG	FG-FGA	FG%	3FG-3FGA	3FG%	FT-FTA	FT%	OFF	DEF	TOT	AVG	PF	DQ	A	TO	BLK	STL	PTS	AVG
2	DEAN, Arturo	15-14	415:16	27.7	79-190	.416	13-44	.295	21-34	.618	15	53	68	4.5	40	3	69	56	2	61	192	12.8
3	HAWKINS, Javaunte	15-4	320:00	21.3	58-135	.430	39-94	.415	19-25	.760	5	31	36	2.4	27	0	22	21	0	12	174	11.6
22	PASTORIZA, Onyx	1-0	08:38	8.6	4-7	.571	3-4	.750	0-0	.000	0	3	3	3.0	1	0	1	2	0	0	11	11.0
1	GITTENS, Dashon	15-15	439:43	29.3	49-128	.383	12-51	.235	24-30	.800	15	37	52	3.5	36	0	43	28	4	22	134	8.9
11	BREWER, Jayden	15-0	236:36	15.8	45-90	.500	3-17	.176	24-47	.511	16	28	44	2.9	18	0	10	17	6	10	117	7.8
5	LIPSCOMB, Jaidon	11-1	146:42	13.3	31-57	.544	21-43	.488	2-6	.333	6	10	16	1.5	10	0	11	6	1	9	85	7.7
21	AYBAR, Jonathan	12-12	269:13	22.4	35-61	.574	6-18	.333	16-21	.762	17	29	46	3.8	33	1	17	29	4	15	92	7.7
23	KRIVOKAPIC, Petar	15-13	298:04	19.9	35-101	.347	15-65	.231	15-20	.750	7	14	21	1.4	16	0	12	13	1	16	100	6.7
33	SANOGO, Mohamed	14-0	192:32	13.8	30-49	.612	0-0	.000	11-23	.478	22	22	44	3.1	27	1	11	18	6	6	71	5.1
4	PINKNEY, Seth	15-15	255:01	17.0	24-33	.727	0-1	.000	23-36	.639	17	30	47	3.1	46	3	10	8	19	4	71	4.7
31	PRIDGETT JR., George	13-0	128:09	9.9	16-53	.302	13-44	.295	6-7	.857	1	12	13	1.0	7	0	8	2	1	6	51	3.9
0	OKEKE, Okechukwu	7-0	55:02	7.9	10-20	.500	1-3	.333	5-8	.625	6	11	17	2.4	7	0	3	3	3	3	26	3.7
15	RUIZ, Renato	1-0	07:53	7.9	1-1	1.000	1-1	1.000	0-0	.000	1	1	2	2.0	1	0	4	1	1	0	3	3.0
12	WILCOX, Dante	14-1	122:02	8.7	8-18	.444	1-1	1.000	7-12	.583	13	5	18	1.3	19	1	9	11	3	6	24	1.7
24	GRANT, Jaden	11-0	130:07	11.8	5-13	.385	3-7	.429	4-7	.571	5	19	24	2.2	12	0	9	4	0	7	17	1.5
Team											33	33	66				10					
Total		15	3025		430-956	.450	131-393	.333	177-276	.641	179	338	517	34.5	300	9	239	229	51	177	1168	77.9
Opponents		15	3025		398-848	.469	121-339	.357	238-348	.684	176	397	573	38.2	252	2	221	281	64	110	1155	77.0

Team Statistics

	FIU	OPP
Scoring	1168	1155
Points per game	77.9	77.0
Scoring margin	+0.9	-
Field goals-att	430-956	398-848
Field goal pct	.450	.469
3 point fg-att	131-393	121-339
3-point FG pct	.333	.357
3-pt FG made per game	8.7	8.1
Free throws-att	177-276	238-348
Free throw pct	.641	.684
F-Throws made per game	11.8	15.9
Rebounds	517	573
Rebounds per game	34.5	38.2
Rebounding margin	-3.7	-
Assists	239	221
Assists per game	15.9	14.7
Turnovers	229	281
Turnovers per game	15.3	18.7
Turnover margin	+3.5	-
Assist/turnover ratio	1.0	0.8
Steals	177	110
Steals per game	11.8	7.3
Blocks	51	64
Blocks per game	3.4	4.3
Winning streak	0	-
Home win streak	1	-
Attendance	5940	17828
Home games-Avg/Game	7-849	5-3566
Neutral site-Avg/Game	-	3-1277

Team Results

Date	Opponent	Score	Att.
11/06/2023	at UCF	L 62-85	6225
11/09/2023	Tarleton St.	L 65-82	1242
11/13/2023	at Miami (FL)	L 80-86	6620
11/15/2023	at Houston Christian	W 83-74	609
11/19/2023	vs Akron	L 71-77	1100
11/20/2023	vs Marshall	L 69-80	1200
11/21/2023	vs LMU (CA)	L 60-61	1531
11/26/2023	Kennesaw St.	W 91-84	755
11/29/2023	FGCU	L 65-68	1365
12/02/2023	LIU	W 74-59	681
12/13/2023	at Fla. Atlantic	L 60-94	3161
12/16/2023	Trinity (FL)	W 146-55	586
12/19/2023	Stetson	L 68-80	709
12/21/2023	Maine	W 82-74	602
12/30/2023	at Utah Tech	Lot 92-96	1213





**2023-24 FIU Men's Basketball
Team Game-by-Game
All games**

Opponent	Date	Score		Total		3-Pointers		Free throws		Rebounds										
				FG-FGA	PCT	3FG-3FGA	PCT	FT-FTA	PCT	OFF	DEF	TOT	AVG	PF	A	TO	BLK	STL	PTS	AVG
at UCF	11/06/2023	62-85	L	17-47	.362	4-18	.222	24-32	.750	9	21	30	30.0	18	10	24	2	11	62	62.0
Tarleton St.	11/09/2023	65-82	L	23-58	.397	8-32	.250	11-17	.647	10	15	25	27.5	13	14	21	6	17	65	63.5
at Miami (FL)	11/13/2023	80-86	L	32-71	.451	11-33	.333	5-8	.625	16	18	34	29.7	15	17	10	4	7	80	69.0
at Houston Christian	11/15/2023	83-74	W	30-64	.469	12-31	.387	11-18	.611	16	17	33	30.5	26	20	19	1	15	83	72.5
vs Akron	11/19/2023	71-77	L	23-53	.434	8-20	.400	17-23	.739	6	17	23	29.0	24	15	19	4	14	71	72.2
vs Marshall	11/20/2023	69-80	L	28-69	.406	7-29	.241	6-12	.500	15	19	34	29.8	21	13	16	1	15	69	71.7
vs LMU (CA)	11/21/2023	60-61	L	27-64	.422	3-16	.188	3-6	.500	13	18	31	30.0	18	12	11	2	11	60	70.0
Kennesaw St.	11/26/2023	91-84	W	32-57	.561	7-19	.368	20-28	.714	8	31	39	31.1	22	15	18	6	8	91	72.6
FGCU	11/29/2023	65-68	L	26-56	.464	8-23	.348	5-12	.417	8	20	28	30.8	22	14	16	1	15	65	71.8
LIU	12/02/2023	74-59	W	28-65	.431	4-20	.200	14-22	.636	10	22	32	30.9	16	15	9	5	19	74	72.0
at Fla. Atlantic	12/13/2023	60-94	L	23-65	.354	11-31	.355	3-5	.600	12	15	27	30.5	17	11	17	2	7	60	70.9
Trinity (FL)	12/16/2023	146-55	W	55-86	.640	19-35	.543	17-21	.810	20	50	70	33.8	23	35	18	8	13	146	77.2
Stetson	12/19/2023	68-80	L	23-68	.338	9-28	.321	13-19	.684	11	24	35	33.9	17	18	5	3	5	68	76.5
Maine	12/21/2023	82-74	W	30-59	.508	8-23	.348	14-21	.667	15	27	42	34.5	16	14	17	5	5	82	76.9
at Utah Tech	12/30/2023	92-96	Lot	33-74	.446	12-35	.343	14-32	.438	10	24	34	34.5	32	16	9	1	15	92	77.9
Total		1168		430-956	.450	131-393	.333	177-276	.641	179	338	517	34.5	300	239	229	51	177	1168	77.9
Opponents		1155		398-848	.469	121-339	.357	238-348	.684	176	397	573	38.2	252	221	281	64	110	1155	77.0

FIU Averages

Games Played	Points/game	FG Pct	3FG Pct	FT Pct	Rebounds/game	Assists/game	Turnovers/game	Assist/Turnover ratio	Steals/game	Blocks/game
15	77.9	45.0	33.3	64.1	34.5	15.9	15.3	1.0	11.8	3.4





2023-24 Jacksonville St. Men's Basketball Combined Team Statistics All games

Game Records

Record	Overall	Home	Away	Neutral
ALL GAMES	8-7	4-3	3-4	1-0
CONFERENCE	0-0	0-0	0-0	0-0
NON-CONFERENCE	8-7	4-3	3-4	1-0

Score by Periods

Team	1st	2nd	OT	TOT
Jacksonville St.	508	573	8	1089
Opponents	444	482	10	936

Team Box Score

No.	Player	Total			3-Point		F-Throw		Rebounds				Other Stats									
		GP-GS	MIN	AVG	FG-FGA	FG%	3FG-3FGA	3FG%	FT-FTA	FT%	OFF	DEF	TOT	AVG	PF	DQ	A	TO	BLK	STL	PTS	AVG
24	TANDY, KyKy	15-15	428:28	28.6	101-224	.451	44-112	.393	30-32	.938	7	27	34	2.3	25	0	22	28	1	15	276	18.4
1	CLARK, Quincy	15-6	371:55	24.8	54-117	.462	6-16	.375	19-25	.760	4	40	44	2.9	24	0	44	35	5	15	133	8.9
2	PERDUE, Juwan	15-13	365:38	24.4	39-89	.438	12-33	.364	36-50	.720	19	68	87	5.8	29	2	17	26	6	19	126	8.4
4	BRIGHAM JR, Marcellus	15-9	349:20	23.3	28-86	.326	8-33	.242	31-42	.738	15	56	71	4.7	31	2	15	21	5	15	95	6.3
50	NICHOLSON, Mason	15-5	181:07	12.1	35-55	.636	0-0	.000	13-26	.500	26	39	65	4.3	17	0	0	6	17	3	83	5.5
23	BURNEY, Andres	15-6	207:50	13.9	34-52	.654	0-0	.000	14-23	.609	16	36	52	3.5	39	0	4	17	12	8	82	5.5
0	JOHNSON, Caleb	15-4	245:45	16.4	30-63	.476	3-18	.167	18-21	.857	21	18	39	2.6	20	0	10	8	5	6	81	5.4
3	ROBERTS, Travis	14-8	172:03	12.3	21-49	.429	8-25	.320	12-14	.857	5	15	20	1.4	10	0	4	10	0	4	62	4.4
5	REYNOLDS, Ivan	14-0	313:04	22.4	22-47	.468	3-11	.273	13-18	.722	7	25	32	2.3	10	0	23	14	4	9	60	4.3
13	MAYERS, Matt	15-4	178:54	11.9	23-46	.500	1-3	.333	10-19	.526	19	23	42	2.8	11	0	5	6	4	3	57	3.8
20	NIANG, Gora	7-0	39:24	5.6	3-9	.333	0-3	.000	3-6	.500	1	7	8	1.1	5	0	1	1	0	0	9	1.3
11	ODAM, Alex	13-5	146:53	11.3	7-15	.467	1-1	1.000	0-0	.000	4	9	13	1.0	11	0	33	16	1	5	15	1.2
22	PATTERSON, Tyre	10-0	16:42	1.7	4-7	.571	1-1	1.000	1-4	.250	0	3	3	0.3	2	0	0	2	0	0	10	1.0
55	CURLEE, Thomas	4-0	07:58	2.0	0-2	.000	0-2	.000	0-0	.000	0	0	0	0.0	1	0	0	1	0	0	0	0.0
Team											32	30	62				9					
Total		15	3025		401-861	.466	87-258	.337	200-280	.714	176	396	572	38.1	235	4	178	200	60	102	1089	72.6
Opponents		15	3025		333-819	.407	80-274	.292	190-272	.699	130	338	468	31.2	262	2	143	201	51	100	936	62.4

Team Statistics

	JSU	OPP
Scoring	1089	936
Points per game	72.6	62.4
Scoring margin	+10.2	-
Field goals-att	401-861	333-819
Field goal pct	.466	.407
3 point fg-att	87-258	80-274
3-point FG pct	.337	.292
3-pt FG made per game	5.8	5.3
Free throws-att	200-280	190-272
Free throw pct	.714	.699
F-Throws made per game	13.3	12.7
Rebounds	572	468
Rebounds per game	38.1	31.2
Rebounding margin	+6.9	-
Assists	178	143
Assists per game	11.9	9.5
Turnovers	200	201
Turnovers per game	13.3	13.4
Turnover margin	+0.1	-
Assist/turnover ratio	0.9	0.7
Steals	102	100
Steals per game	6.8	6.7
Blocks	60	51
Blocks per game	4.0	3.4
Winning streak	4	-
Home win streak	2	-
Attendance	10411	27377
Home games-Avg/Game	7-1487	7-3911
Neutral site-Avg/Game	-	1-0

Team Results

Date	Opponent		Score	Att.
11/07/2023	Brescia	W	91-41	2107
11/11/2023	Utah Tech	Lot	79-81	1123
11/14/2023	at West Virginia	L	57-70	9218
11/18/2023	at North Ala.	L	59-61	1571
11/22/2023	at UIW	L	66-67	86
11/24/2023	at UTSA	W	77-62	676
11/26/2023	vs UIW	W	67-65	0
11/30/2023	South Alabama	W	70-52	1865
12/03/2023	ETSU	L	59-61	1203
12/08/2023	UIC	L	49-55	1657
12/14/2023	at Wisconsin	L	60-75	12816
12/18/2023	at Tarleton St.	W	65-62	1754
12/21/2023	at Little Rock	W	90-60	1256
12/28/2023	Fort Valley St.	W	93-57	1432
12/31/2023	Trevecca Nazarene	W	107-67	1024





**2023-24 Jacksonville St. Men's Basketball
Team Game-by-Game
All games**

Opponent	Date	Score		Total		3-Pointers		Free throws		Rebounds										
				FG-FGA	PCT	3FG-3FGA	PCT	FT-FTA	PCT	OFF	DEF	TOT	AVG	PF	A	TO	BLK	STL	PTS	AVG
Brescia	11/07/2023	91-41	W	30-58	.517	6-20	.300	25-29	.862	9	36	45	45.0	15	15	13	7	7	91	91.0
Utah Tech	11/11/2023	79-81	Lot	23-56	.411	5-15	.333	28-32	.875	15	22	37	41.0	14	8	18	3	6	79	85.0
at West Virginia	11/14/2023	57-70	L	21-61	.344	10-26	.385	5-10	.500	10	24	34	38.7	20	9	10	0	6	57	75.7
at North Ala.	11/18/2023	59-61	L	22-49	.449	3-12	.250	12-21	.571	6	24	30	36.5	23	11	21	3	8	59	71.5
at UIW	11/22/2023	66-67	L	23-57	.404	4-15	.267	16-24	.667	19	22	41	37.4	15	8	18	3	7	66	70.4
at UTSA	11/24/2023	77-62	W	31-68	.456	5-18	.278	10-15	.667	14	22	36	37.2	14	14	5	3	77	71.5	
vs UIW	11/26/2023	67-65	W	28-61	.459	5-18	.278	6-8	.750	13	20	33	36.6	13	15	11	5	11	67	70.9
South Alabama	11/30/2023	70-52	W	23-47	.489	9-24	.375	15-22	.682	13	28	41	37.1	15	13	11	4	4	70	70.8
ETSU	12/03/2023	59-61	L	23-51	.451	4-18	.222	9-17	.529	12	23	35	36.9	15	10	14	4	7	59	69.4
UIC	12/08/2023	49-55	L	20-56	.357	1-12	.083	8-12	.667	11	23	34	36.6	16	9	13	4	9	49	67.4
at Wisconsin	12/14/2023	60-75	L	24-52	.462	6-15	.400	6-8	.750	6	21	27	35.7	20	7	15	6	3	60	66.7
at Tarleton St.	12/18/2023	65-62	W	23-55	.418	4-16	.250	15-20	.750	14	28	42	36.3	15	9	13	6	5	65	66.6
at Little Rock	12/21/2023	90-60	W	34-67	.507	6-14	.429	16-23	.696	14	39	53	37.5	20	10	10	5	2	90	68.4
Fort Valley St.	12/28/2023	93-57	W	34-54	.630	8-16	.500	17-24	.708	8	37	45	38.1	9	21	16	4	6	93	70.1
Trevecca Nazarene	12/31/2023	107-67	W	42-69	.609	11-19	.579	12-15	.800	12	27	39	38.1	11	19	12	3	14	107	72.6
Total		1089		401-861	.466	87-258	.337	200-280	.714	176	396	572	38.1	235	178	200	60	102	1089	72.6
Opponents		936		333-819	.407	80-274	.292	190-272	.699	130	338	468	31.2	262	143	201	51	100	936	62.4

Jacksonville St. Averages

Games Played	Points/game	FG Pct	3FG Pct	FT Pct	Rebounds/game	Assists/game	Turnovers/game	Assist/Turnover ratio	Steals/game	Blocks/game
15	72.6	46.6	33.7	71.4	38.1	11.9	13.3	0.9	6.8	4.0





Officials: Keith Kimble, Kevin Mathis, James Hicks

FIU - 62 Record: 0-1

NO.	Name	F/C	Min	FG	3P	FT	Rebounds			Fouls		TP	AS	TO	ST	Blocks		+/-
				M-A	M-A	M-A	OR	DR	TOT	PF	FD					BS	BA	
21	Jonathan Aybar	F	21:57	2-5	0-3	0-0	0	2	2	4	1	4	0	4	0	0	0	-14
4	Seth Pinkney	C	15:50	0-1	0-0	6-8	1	2	3	2	4	6	0	0	0	1	0	-17
1	Dashon Gittens	G	31:33	3-12	1-3	4-4	0	1	1	2	2	11	2	2	2	0	3	-20
2	Arturo Dean	G	20:55	1-7	0-2	0-0	1	3	4	5	0	2	4	4	3	0	1	-20
23	Petar Krivokapic	G	30:38	4-6	0-2	2-3	1	4	5	2	1	10	0	4	2	0	0	-21
3	Javaunte Hawkins		15:39	3-4	3-3	0-0	0	1	1	2	1	9	1	7	0	0	0	-7
11	Jayden Brewer		22:32	2-5	0-2	5-7	1	5	6	0	5	9	1	0	0	0	1	-2
12	Dante Wilcox		08:12	0-0	0-0	0-0	0	0	0	0	2	0	0	1	2	0	0	6
33	Mohamed Sanogo		15:11	2-4	0-0	3-6	2	1	3	1	3	7	0	0	0	1	0	-10
31	George Pridgett Jr.		09:45	0-2	0-2	4-4	0	0	0	0	2	4	2	1	2	0	0	-1
24	Jaden Grant		01:56	0-0	0-0	0-0	0	0	0	0	0	0	0	1	0	0	0	-7
5	Jaidon Lipscomb		05:52	0-1	0-1	0-0	0	0	0	0	0	0	0	0	0	0	0	-2
Team							3	2	5			0		0				
Totals				17-47	4-18	24-32	9	21	30	18	21	62	10	24	11	2	5	-23

Shooting By Period		
1 st FG%	5-20	25.0%
3PT%	2-8	25.0%
FT%	9-14	64.3%
2 nd FG%	12-27	44.4%
3PT%	2-10	20.0%
FT%	15-18	83.3%
GM FG%	17-47	36.2%
3PT%	4-18	22.2%
FT%	24-32	75.0%

Dead Ball Rebounds: 5, 0

Technical Fouls::NONE

UCF - 85 Record: 1-0

NO.	Name	F/C	Min	FG	3P	FT	Rebounds			Fouls		TP	AS	TO	ST	Blocks		+/-
				M-A	M-A	M-A	OR	DR	TOT	PF	FD					BS	BA	
5	Omar Payne	F	15:05	1-2	0-0	2-2	2	4	6	5	1	4	0	0	1	2	0	12
2	Shemarri Allen	G	29:16	3-7	0-1	2-3	2	3	5	2	4	8	5	2	3	0	1	21
3	Darius Johnson	G	31:19	5-12	3-8	2-4	1	3	4	3	3	15	4	6	2	0	0	20
12	DeMarr Langford Jr.	G	26:06	2-4	0-0	1-4	0	1	1	3	3	5	3	0	2	0	0	31
24	Jaylin Sellers	G	32:06	8-15	1-4	6-7	2	4	6	1	5	23	2	2	3	0	1	20
4	Comeh Emuobor		06:18	0-2	0-1	0-0	0	1	1	1	0	0	0	0	0	0	0	0
10	Mintautas Mockus		07:00	1-4	0-3	0-0	1	0	1	2	0	2	0	0	1	0	0	-12
20	Poohpha Warakulnukroh		00:38	0-0	0-0	0-0	0	0	0	0	0	0	0	0	0	0	0	0
11	Ibrahima Diallo		10:37	3-4	0-0	1-1	1	2	3	0	1	7	0	0	1	3	0	8
22	Nils Machowski		08:41	1-2	1-2	2-2	1	0	1	0	1	5	1	2	1	0	0	3
15	Tyler Hendricks		14:16	3-4	1-2	0-0	1	3	4	2	0	7	1	2	0	0	0	7
31	Thierno Sylla		18:00	4-6	1-3	0-0	1	1	2	2	0	9	0	3	2	0	0	4
0	Charlie May		00:38	0-0	0-0	0-0	0	0	0	0	0	0	0	0	0	0	0	1
Team							1	2	3			0		1				
Totals				31-62	7-24	16-23	13	24	37	21	18	85	16	18	16	5	2	23

Shooting By Period		
1 st FG%	19-39	48.7%
3PT%	4-14	28.6%
FT%	1-3	33.3%
2 nd FG%	12-23	52.2%
3PT%	3-10	30.0%
FT%	15-20	75%
GM FG%	31-62	50.0%
3PT%	7-24	29.2%
FT%	16-23	69.6%

Dead Ball Rebounds: 4, 0

Technical Fouls::NONE

	FIU	UCF
Biggest lead	2 (1 st 19:08)	30 (2 nd 16:11)
Best Scoring Run	6 (2 nd 13:43)	12 (2 nd 19:21)
Lead Changes	1	
Times Tied	1	
Time with Lead	00:22	38:25

	FIU	UCF
Points from	18	22
Turnovers	26	46
Paint	5	20
Second Chance	24	21
Fast Breaks	29	30
Bench		

Period by Period Scoring			
	1st	2nd	TOT
FIU	21	41	62
UCF	43	42	85





Officials: Rick Crawford, Jamie Luckie, Kenneth Moreland

Tarleton St. - 82

Record: 1-1

NO.	Name	F	Min	FG	3P	FT	Rebounds			Fouls		TP	AS	TO	ST	Blocks		+/-
				M-A	M-A	M-A	OR	DR	TOT	PF	FD					BS	BA	
6	Jakorie Smith	F	37:10	12-20	6-10	4-6	2	6	8	1	3	34	2	2	6	2	0	20
9	Emmanuel Innocenti	F	27:40	2-3	0-1	1-2	1	6	7	3	1	5	0	5	0	0	0	13
4	Lue Williams	G	38:29	5-11	0-2	1-2	2	6	8	3	2	11	5	5	2	2	1	23
11	Bubu Benjamin	G	13:03	0-3	0-1	1-2	2	2	4	3	2	1	3	2	1	0	1	6
13	Devon Barnes	G	39:20	5-10	2-5	2-2	1	1	2	2	1	14	5	3	2	0	2	18
0	Izzy Miles		11:03	0-2	0-0	0-0	0	0	0	0	0	0	0	1	0	0	0	6
10	Adam Moussa		01:05	0-0	0-0	0-0	0	0	0	0	0	0	0	2	1	0	0	-3
5	KiAndre Gaddy		28:28	7-10	0-0	3-4	9	5	14	3	4	17	0	1	1	2	2	5
22	Jalen Thomas		03:42	0-1	0-0	0-0	0	0	0	2	0	0	0	2	0	0	0	-3
Team												0			3			
Totals				31-60	8-19	12-18	19	28	47	17	13	82	15	26	13	6	6	17

Shooting By Period		
1 st FG%	18-38	47.4%
3PT%	5-13	38.5%
FT%	3-4	75%
2 nd FG%	13-22	59.1%
3PT%	3-6	50.0%
FT%	9-14	64.3%
GM FG%	31-60	51.7%
3PT%	8-19	42.1%
FT%	12-18	66.7%

Dead Ball Rebounds: 1, 0

Technical Fouls: Williams 1st10:36

FIU - 65

Record: 0-2

NO.	Name	F	Min	FG	3P	FT	Rebounds			Fouls		TP	AS	TO	ST	Blocks		+/-
				M-A	M-A	M-A	OR	DR	TOT	PF	FD					BS	BA	
21	Jonathan Aybar	F	26:45	4-8	2-3	4-4	2	3	5	2	4	14	2	5	4	1	0	4
4	Seth Pinkney	C	10:56	1-2	0-0	2-2	0	0	0	2	1	4	0	2	0	1	0	-15
1	Dashon Gittens	G	34:08	2-6	1-5	3-4	1	0	1	4	4	8	2	1	4	0	0	-7
2	Arturo Dean	G	28:01	6-12	2-6	0-0	1	1	2	2	1	14	4	4	3	0	0	1
23	Petar Krivokapic	G	18:41	0-5	0-4	0-0	1	2	3	0	1	0	0	1	1	0	1	-23
3	Javaunte Hawkins		18:39	1-5	0-4	0-0	0	2	2	0	1	2	0	2	1	0	1	-21
11	Jayden Brewer		22:57	4-10	1-4	1-5	1	3	4	0	3	10	0	4	3	2	3	-8
33	Mohamed Sanogo		21:20	3-4	0-0	0-0	2	1	3	2	0	6	4	0	1	1	1	-7
31	George Pridgett Jr.		12:56	2-4	2-4	1-2	0	1	1	0	1	7	0	1	0	1	0	-9
5	Jaidon Lipscomb		05:37	0-2	0-2	0-0	0	0	0	1	0	0	2	0	0	0	0	0
Team												0			1			
Totals				23-58	8-32	11-17	10	15	25	13	16	65	14	21	17	6	6	-17

Shooting By Period		
1 st FG%	12-27	44.4%
3PT%	3-12	25.0%
FT%	11-16	68.8%
2 nd FG%	11-31	35.5%
3PT%	5-20	25.0%
FT%	0-1	0%
GM FG%	23-58	39.7%
3PT%	8-32	25.0%
FT%	11-17	64.7%

Dead Ball Rebounds: 3, 0

Technical Fouls: NONE

	TSU	FIU
Biggest lead	21 (2 nd 2:19)	0 (1 st 20:00)
Best Scoring Run	8 (1 st 13:54)	11 (1 st 1:30)
Lead Changes	0	
Times Tied	1	
Time with Lead	38:36	00:00

	TSU	FIU
Points from		
Turnovers	24	18
Paint	46	30
Second Chance	19	9
Fast Breaks	9	10
Bench	17	25

	Period by Period Scoring		
	1st	2nd	TOT
TSU	44	38	82
FIU	38	27	65





Official Basketball Box Score - Final

FIU at #12 Miami (FL)

11/13/23 Watsco Center, Coral Gables, Fla.
2023-24 Men's Basketball

Game Time: 7:00 PM

Game Duration: 1:53

Attendance: 6,620

Officials: Ron Groover, Pat Adams, Tony Henderson

FIU - 80

Record: 0-3

NO.	Name	F/C	Min	FG		3P		FT		Rebounds			Fouls		TP	AS	TO	ST	Blocks		+/-
				M-A	M-A	M-A	OR	DR	TOT	PF	FD	BS	BA								
21	Jonathan Aybar	F	25:50	2-4	0-2	0-0	4	2	6	1	2	4	2	2	2	2	2	2	2	0	4
4	Seth Pinkney	C	17:54	3-3	0-0	1-2	3	3	6	2	2	7	2	1	0	1	0	1	0	1	
1	Dashon Gittens	G	32:58	6-14	2-7	0-0	1	1	2	2	0	14	1	1	1	1	0	0	10		
2	Arturo Dean	G	28:18	7-16	3-5	2-3	1	4	5	2	2	19	6	2	2	2	0	2	1		
23	Petar Krivokapic	G	26:58	1-8	0-7	0-0	1	0	1	1	0	2	2	1	1	1	0	0	1		
3	Javaunte Hawkins		15:42	4-8	3-7	0-0	0	1	1	0	0	11	0	1	0	0	1	1	-19		
11	Jayden Brewer		10:48	3-6	0-1	0-0	1	0	1	0	0	6	1	1	0	0	1	1	-19		
33	Mohamed Sanogo		19:47	3-5	0-0	2-3	2	3	5	3	2	8	1	0	0	1	0	1	-5		
12	Dante Wilcox		10:55	0-1	0-0	0-0	2	1	3	2	0	0	2	0	1	0	0	0	-15		
31	George Pridgett Jr.		10:50	3-6	3-4	0-0	0	1	1	2	1	9	0	0	0	0	0	1	11		
Team									1	2	3				0			1			
Totals				32-71	11-33	5-8	16	18	34	15	9	80	17	10	7	4	5	-6			

Shooting By Period		
1 st FG%	15-35	42.9%
3PT%	7-17	41.2%
FT%	2-3	66.7%
2 nd FG%	17-36	47.2%
3PT%	4-16	25.0%
FT%	3-5	60%
GM FG%	32-71	45.1%
3PT%	11-33	33.3%
FT%	5-8	62.5%

Dead Ball Rebounds: 1, 0

Technical Fouls::NONE

#12 Miami (FL) - 86

Record: 3-0

NO.	Name	F/C	Min	FG		3P		FT		Rebounds			Fouls		TP	AS	TO	ST	Blocks		+/-
				M-A	M-A	M-A	OR	DR	TOT	PF	FD	BS	BA								
15	Norchad Omier	F	23:33	2-6	0-1	2-2	4	7	11	4	1	6	2	3	2	2	1	2	1	-5	
0	Matthew Cleveland	G	35:18	8-10	3-3	4-5	2	5	7	0	5	23	4	1	0	0	1	5			
4	Bensley Joseph	G	37:58	6-9	4-5	2-2	0	1	1	2	1	18	4	2	2	1	0	6			
5	Wooga Poplar	G	36:03	6-11	4-6	2-2	0	6	6	2	3	18	4	5	2	0	1	8			
24	Nijel Pack	G	36:05	7-13	2-6	1-3	0	2	2	1	4	17	5	3	2	0	0	-2			
1	Michael Nwoko		12:37	1-1	0-0	0-0	0	1	1	0	0	2	0	0	0	1	0	-3			
7	Kyshawn George		03:55	0-2	0-0	0-0	0	2	2	0	1	0	0	0	0	0	1	8			
3	Christian Watson		06:16	0-0	0-0	0-0	0	0	0	0	0	0	1	0	0	0	0	0			
23	AJ Casey		08:15	1-1	0-0	0-0	0	1	1	0	0	2	0	0	0	1	0	13			
Team									1	0	1				0			0			
Totals				31-53	13-21	11-14	7	25	32	9	15	86	20	14	8	5	4	6			

Shooting By Period		
1 st FG%	15-30	50.0%
3PT%	7-11	63.6%
FT%	4-5	80%
2 nd FG%	16-23	69.6%
3PT%	6-10	60.0%
FT%	7-9	77.8%
GM FG%	31-53	58.5%
3PT%	13-21	61.9%
FT%	11-14	78.6%

Dead Ball Rebounds: 0, 0

Technical Fouls::NONE

	FIU	MIA
Biggest lead	12 (2 nd 16:10)	17 (1 st 9:56)
Best Scoring Run	17(2 nd 16:10)	19(2 nd 11:29)
Lead Changes	3	
Times Tied	2	
Time with Lead	07:46	30:24

Points from	FIU	MIA
Turnovers	20	15
Paint	40	26
Second Chance	24	2
Fast Breaks	2	28
Bench	34	4

	Period by Period Scoring		
	1st	2nd	TOT
FIU	39	41	80
MIA	41	45	86





Official Basketball Box Score - Final
FIU at Houston Christian
 11/15/23 Sharp Gymnasium, Houston
 2023-24 Men's Basketball

Game Time: 7:00 PM
 Game Duration: 2:13
 Attendance: 609

Officials: Rod Dixon, Joe Wilbert, Brent Simmons

FIU - 83

Record: 1-3

NO.	Name	Min	FG			Rebounds			Fouls		TP	AS	TO	ST	Blocks		+/-
			M-A	M-A	M-A	OR	DR	TOT	PF	FD					BS	BA	
21	Jonathan Aybar	F 29:58	4-7	1-2	2-3	3	5	8	2	5	11	6	5	3	0	0	15
4	Seth Pinkney	C 03:02	0-0	0-0	0-0	0	0	0	5	0	0	0	1	0	0	0	-7
1	Dashon Gittens	G 34:24	7-14	4-6	2-2	4	4	8	2	4	20	5	2	1	0	2	8
2	Arturo Dean	G 34:15	7-11	1-2	3-6	1	1	2	0	4	18	6	3	6	0	2	11
23	Petar Krivokapic	G 23:15	4-9	3-6	2-3	1	0	1	2	1	13	0	2	0	1	0	7
33	Mohamed Sanogo	15:46	2-3	0-0	0-0	2	4	6	5	0	4	0	2	2	0	0	7
11	Jayden Brewer	14:45	1-3	0-1	1-2	0	0	0	3	1	3	1	1	0	0	0	-6
31	George Pridgett Jr.	09:03	0-5	0-5	0-0	0	1	1	0	0	0	0	0	0	0	0	1
3	Javaunte Hawkins	13:37	1-5	1-5	0-0	1	1	2	2	0	3	1	1	1	0	1	3
12	Dante Wilcox	11:18	0-1	0-0	1-2	1	0	1	5	1	1	1	2	0	0	0	6
0	Okechukwu Okeke	01:27	1-2	0-1	0-0	0	0	0	0	0	2	0	0	0	0	0	-3
5	Jaidon Lipscomb	09:10	3-4	2-3	0-0	0	0	0	0	0	8	0	0	2	0	0	3
10	Travis Gray	00:00	0-0	0-0	0-0	0	0	0	0	0	0	0	0	0	0	0	0
Team						3	1	4			0						
Totals			30-64	12-31	11-18	16	17	33	26	16	83	20	19	15	1	5	9

Shooting By Period		
1 st FG%	13-29	44.8%
3PT%	5-15	33.3%
FT%	9-15	60%
2 nd FG%	17-35	48.6%
3PT%	7-16	43.8%
FT%	2-3	66.7%
GM FG%	30-64	46.9%
3PT%	12-31	38.7%
FT%	11-18	61.1%

Dead Ball Rebounds: 3, 0

Technical Fouls: Sanogo 1st8:08 Aybar 1st0:03 Okeke 2nd17:19

Houston Christian - 74

Record: 0-2

NO.	Name	Min	FG			Rebounds			Fouls		TP	AS	TO	ST	Blocks		+/-
			M-A	M-A	M-A	OR	DR	TOT	PF	FD					BS	BA	
4	Bonke Maring	F 31:33	3-4	0-0	0-0	2	9	11	2	3	6	4	3	1	0	0	-9
11	Tristan Moore	F 18:56	2-4	1-2	3-3	0	2	2	0	2	8	1	2	0	0	0	-7
33	Michael Imariagbe	F 33:40	6-7	0-0	2-6	1	4	5	1	4	14	1	6	0	4	0	-14
2	Pierce Bazil	G 38:11	6-15	0-5	4-8	3	1	4	2	5	16	3	7	2	0	0	-9
10	Marcus Greene	G 29:40	4-6	1-1	0-0	0	3	3	3	3	9	2	2	0	0	0	-1
8	Bruce Carpenter	24:40	4-8	0-2	7-9	2	1	3	3	5	15	3	2	0	1	0	2
20	Chigozie Achara	10:44	2-2	0-0	2-2	1	1	2	3	2	6	0	1	0	0	0	4
24	Jake Arnold	02:30	0-0	0-0	0-2	0	0	0	1	1	0	0	1	0	0	0	-5
7	Dominic Capriotti	06:13	0-3	0-3	0-0	0	0	0	0	0	0	0	1	0	0	1	-6
5	Porter Bazil	03:53	0-1	0-1	0-0	1	0	1	2	0	0	0	1	0	0	0	0
Team						2	0	2			0						
Totals			27-50	2-14	18-30	12	21	33	17	25	74	14	26	3	5	1	-9

Shooting By Period		
1 st FG%	10-23	43.5%
3PT%	1-9	11.1%
FT%	9-15	60%
2 nd FG%	17-27	63.0%
3PT%	1-5	20.0%
FT%	9-15	60%
GM FG%	27-50	54.0%
3PT%	2-14	14.3%
FT%	18-30	60.0%

Dead Ball Rebounds: 6, 1

Technical Fouls: Achara 1st8:08

	FIU	HCU
Biggest lead	18 (2 nd 18:31)	6 (1 st 11:50)
Best Scoring Run	9 (1 st 4:34)	6 (1 st 11:50)
Lead Changes	5	
Times Tied	5	
Time with Lead	28:13	08:12

Points from	FIU	HCU
Turnovers	33	16
Paint	32	46
Second Chance	13	14
Fast Breaks	13	8
Bench	21	21

	Period by Period Scoring		
	1st	2nd	TOT
FIU	40	43	83
HCU	30	44	74





FIU at Akron

11/19/23 John Gray Gymnasium, George Town, Cayman Islands
2023-24 Men's Basketball

Game Time: 7:30 PM

Game Duration: 2:08

Attendance: 1,100

Officials: Jeff Anderson, Tony Chiazza, Matt Potter

FIU - 71

Record: 1-4

NO.	Name	F	Min	FG			3P			FT			Rebounds			Fouls		TP	AS	TO	ST	Blocks		+/-
				M-A	M-A	M-A	OR	DR	TOT	PF	FD	BS	BA											
21	Jonathan Aybar	F	15:04	2-3	0-0	3-3	0	2	2	5	3	7	0	0	2	2	0	0	2	2	0	0	14	
4	Seth Pinkney	C	12:26	0-1	0-0	0-0	0	0	0	4	0	0	0	0	0	0	0	0	0	0	2	0	7	
1	Dashon Gittens	G	29:28	1-5	0-3	5-5	1	1	2	4	3	7	4	2	4	4	1	0	3	1	0	3		
2	Arturo Dean	G	35:10	5-11	2-3	2-5	0	5	5	2	4	14	9	6	4	0	0	3	4	0	0	3		
23	Petar Krivokapic	G	31:16	9-10	5-6	3-3	1	1	2	0	5	26	1	0	2	0	0	-8	2	0	0	-8		
33	Mohamed Sanogo		19:17	3-7	0-0	1-3	1	2	3	3	2	7	1	4	0	0	0	-17	1	0	0	-17		
3	Javaunte Hawkins		24:13	1-5	1-3	3-4	0	4	4	3	3	6	0	1	1	0	1	-14	1	0	1	-14		
11	Jayden Brewer		11:45	0-5	0-3	0-0	0	0	0	3	1	0	0	0	1	0	0	-3	0	0	1	-3		
12	Dante Wilcox		09:51	1-2	0-0	0-0	1	0	1	0	0	2	0	0	0	1	0	-9	0	0	0	-9		
31	George Pridgett Jr.		07:33	1-3	0-1	0-0	0	1	1	0	0	2	0	0	1	0	0	0	0	0	0	0		
24	Jaden Grant		00:55	0-0	0-0	0-0	0	0	0	0	0	0	0	1	0	0	0	-4	0	0	0	-4		
5	Jaidon Lipscomb		03:02	0-1	0-1	0-0	0	0	0	0	0	0	0	0	0	0	0	-2	0	0	0	-2		
Team							2	1	3				0			2								
Totals				23-53	8-20	17-23	6	17	23	24	21	71	15	19	14	4	2	-6						

Shooting By Period		
1st FG%	11-23	47.8%
3PT%	2-7	28.6%
FT%	4-7	57.1%
2nd FG%	12-30	40.0%
3PT%	6-13	46.2%
FT%	13-16	81.3%
GM FG%	23-53	43.4%
3PT%	8-20	40.0%
FT%	17-23	73.9%

Dead Ball Rebounds: 4, 1

Technical Fouls::NONE

Akron - 77

Record: 4-0

NO.	Name	F	Min	FG			3P			FT			Rebounds			Fouls		TP	AS	TO	ST	Blocks		+/-
				M-A	M-A	M-A	OR	DR	TOT	PF	FD	BS	BA											
11	Sammy Hunter	F	14:31	3-7	1-4	2-2	1	0	1	4	2	9	1	2	0	0	0	-17	0	0	0	0	-17	
25	Enrique Freeman	F	33:40	8-14	2-2	9-13	4	10	14	4	12	27	0	5	2	1	2	4	1	2	4	4		
2	Greg Tribble	G	30:27	0-3	0-1	3-4	1	1	2	2	3	3	3	3	0	1	1	9	0	1	1	9		
5	Tavari Johnson	G	18:59	2-4	1-2	0-0	0	1	1	2	0	5	2	1	0	0	1	-10	0	0	1	-10		
34	Nate Johnson	G	26:02	4-7	1-2	1-3	1	3	4	3	3	10	2	1	2	0	0	-7	0	0	0	-7		
22	Mikal Dawson		31:52	3-8	3-8	0-1	0	4	4	1	2	9	3	4	0	0	0	15	0	0	0	15		
1	Shammah Scott		23:45	3-6	0-3	0-0	1	1	2	4	1	6	2	2	1	0	0	16	0	0	0	16		
3	Kaleb Thornton		20:44	3-5	2-3	0-2	0	2	2	1	1	8	3	1	1	0	0	20	0	0	0	20		
Team							7	4	11				0			0								
Totals				26-54	10-25	15-25	15	26	41	21	24	77	16	19	6	2	4	6						

Shooting By Period		
1st FG%	13-27	48.1%
3PT%	4-13	30.8%
FT%	5-9	55.6%
2nd FG%	13-27	48.1%
3PT%	6-12	50.0%
FT%	10-16	62.5%
GM FG%	26-54	48.1%
3PT%	10-25	40.0%
FT%	15-25	60.0%

Dead Ball Rebounds: 5, 0

Technical Fouls::NONE

	FIU	AKRON
Biggest lead	5 (1st 16:05)	9 (2nd 0:23)
Best Scoring Run	8(2nd 7:23)	10(1st 2:06)
Lead Changes	7	
Times Tied	11	
Time with Lead	10:38	22:16

Points from	FIU	AKRON
Turnovers	22	18
Paint	26	32
Second Chance	5	9
Fast Breaks	22	14
Bench	17	23

	Period by Period Scoring		
	1st	2nd	TOT
FIU	28	43	71
AKRON	35	42	77





Marshall at FIU

11/20/23 John Gray Gymnasium, George Town, Cayman Islands
2023-24 Men's Basketball

Officials: Mike Reed, John Gafney, Tony Henderson

Marshall - 80

Record: 2-2

NO.	Name	Min	FG	3P	FT	Rebounds			Fouls		TP	AS	TO	ST	Blocks		+/-
			M-A	M-A	M-A	OR	DR	TOT	PF	FD					BS	BA	
2	Wyatt Fricks	F 29:12	6-8	1-1	2-2	0	4	4	1	1	15	0	2	0	1	0	5
4	Jacob Conner	F 24:42	6-9	3-5	0-0	0	1	1	2	1	15	4	3	0	1	0	5
41	Nate Martin	F 35:16	4-6	0-0	4-4	3	8	11	3	5	12	3	1	0	2	0	4
0	Kevon Voyles	G 20:44	3-7	1-5	11-12	1	3	4	2	6	18	0	4	3	0	0	5
11	Kamdyn Curfman	G 29:40	2-9	1-8	0-0	0	1	1	1	2	5	4	4	2	0	0	2
5	Cameron Crawford	18:13	3-9	1-3	0-0	0	0	0	0	1	7	2	1	0	0	1	13
14	Ryan Nutter	24:45	0-2	0-2	2-2	1	2	3	1	3	2	3	2	0	0	0	10
21	Goran Miladinovic	17:28	2-2	0-0	2-2	1	6	7	3	2	6	3	2	1	0	0	11
Team						2	3	5			0	0					
Totals			26-52	7-24	21-22	8	28	36	13	21	80	19	19	6	4	1	11

Shooting By Period		
1 st FG%	17-33	51.5%
3PT%	6-15	40.0%
FT%	4-4	100%
2 nd FG%	9-19	47.4%
3PT%	1-9	11.1%
FT%	17-18	94.4%
GM FG%	26-52	50.0%
3PT%	7-24	29.2%
FT%	21-22	95.5%

Dead Ball Rebounds: 0, 0

Technical Fouls::NONE

FIU - 69

Record: 1-5

NO.	Name	Min	FG	3P	FT	Rebounds			Fouls		TP	AS	TO	ST	Blocks		+/-
			M-A	M-A	M-A	OR	DR	TOT	PF	FD					BS	BA	
21	Jonathan Aybar	F 32:41	6-9	0-1	1-2	3	2	5	3	5	13	1	2	2	0	0	-4
4	Seth Pinkney	C 15:34	2-3	0-0	1-2	1	2	3	1	3	5	2	0	1	0	0	7
1	Dashon Gittens	G 27:18	3-9	1-6	0-0	0	2	2	4	0	7	3	2	3	0	1	-8
2	Arturo Dean	G 29:48	5-14	1-3	0-0	2	4	6	5	0	11	4	6	2	0	1	-13
23	Petar Krivokapic	G 31:45	4-14	2-10	2-2	1	3	4	2	2	12	2	1	4	0	1	-1
33	Mohamed Sanogo	08:05	1-2	0-0	0-0	2	3	5	0	0	2	0	1	0	1	0	-14
3	Javaunte Hawkins	21:28	3-8	3-7	1-2	0	0	0	2	1	10	0	1	1	0	0	-1
11	Jayden Brewer	16:00	4-9	0-1	1-4	4	0	4	1	2	9	0	1	1	0	1	-5
12	Dante Wilcox	11:20	0-0	0-0	0-0	1	1	2	3	0	0	0	1	0	0	0	-11
31	George Pridgett Jr.	06:01	0-1	0-1	0-0	0	0	0	0	0	0	1	0	1	0	0	-5
Team						1	2	3			0	1					
Totals			28-69	7-29	6-12	15	19	34	21	13	69	13	16	15	1	4	-11

Shooting By Period		
1 st FG%	11-31	35.5%
3PT%	2-12	16.7%
FT%	1-2	50%
2 nd FG%	17-38	44.7%
3PT%	5-17	29.4%
FT%	5-10	50%
GM FG%	28-69	40.6%
3PT%	7-29	24.1%
FT%	6-12	50.0%

Dead Ball Rebounds: 4, 0

Technical Fouls::NONE

	MSH	FIU
Biggest lead	19 (1 st 0:48)	2 (1 st 17:44)
Best Scoring Run	7 (1 st 6:20)	8 (2 nd 10:52)
Lead Changes	6	
Times Tied	2	
Time with Lead	38:03	01:11

Points from	MSH	FIU
Turnovers	16	16
Paint	30	38
Second Chance	17	12
Fast Breaks	10	9
Bench	15	21

	Period by Period Scoring		
	1st	2nd	TOT
MSH	44	36	80
FIU	25	44	69





LMU (CA) at FIU

11/21/23 John Gray Gymnasium, George Town, Cayman Islands
2023-24 Men's Basketball

Officials: Paul Szelc, Tony Chiazza, Mark Riggs

LMU (CA) - 61

Record: 3-3

NO.	Name	Min	FG			3P			FT			Rebounds			Fouls		TP	AS	TO	ST	Blocks		+/-
			M-A	M-A	M-A	OR	DR	TOT	PF	FD	BS	BA											
23	Alex Merkviladze	F 21:23	3-8	1-3	2-3	1	3	4	1	2	9	0	1	2	0	1	2	0	1	0	1	8	
34	Keli Leaupepe	F 21:15	2-4	1-1	2-2	0	0	0	4	2	7	1	1	1	1	1	1	0	0	0	0	3	
15	Lars Thiemann	C 27:17	1-1	0-0	4-4	1	3	4	3	2	6	0	1	0	2	0	2	0	0	2	0	-5	
3	Justice Hill	G 27:54	3-9	1-5	0-0	1	1	2	0	2	7	2	6	1	1	0	4	1	0	0	4		
5	Justin Wright	G 30:03	4-10	0-3	7-7	0	8	8	3	5	15	0	2	0	0	1	0	1	0	1	-2		
4	Will Johnston	19:43	1-5	0-3	2-2	0	0	0	1	1	4	2	4	1	0	0	0	0	0	0	-2		
21	Michael Graham	12:43	1-2	0-0	0-0	2	3	5	0	0	2	0	1	0	1	0	1	0	0	0	6		
55	Dominick Harris	24:09	2-7	1-4	2-4	1	3	4	0	4	7	1	3	0	0	0	0	0	0	0	-8		
16	Aaron McBride	15:33	2-2	0-0	0-0	4	1	5	0	0	4	1	0	0	0	0	0	0	0	0	1		
Team						2	3	5			0			0									
Totals			19-48	4-19	19-22	12	25	37	12	18	61	7	19	5	4	2	1						

Shooting By Period		
1 st FG%	13-25	52.0%
3PT%	4-10	40.0%
FT%	11-12	91.7%
2 nd FG%	6-23	26.1%
3PT%	0-9	0.0%
FT%	8-10	80%
GM FG%	19-48	39.6%
3PT%	4-19	21.1%
FT%	19-22	86.4%

Dead Ball Rebounds: 2, 0

Technical Fouls::NONE

FIU - 60

Record: 1-6

NO.	Name	Min	FG			3P			FT			Rebounds			Fouls		TP	AS	TO	ST	Blocks		+/-
			M-A	M-A	M-A	OR	DR	TOT	PF	FD	BS	BA											
21	Jonathan Aybar	F 28:34	5-8	0-1	1-2	1	3	4	3	6	11	0	2	0	1	1	4						
4	Seth Pinkney	C 14:55	3-4	0-1	1-2	2	3	5	4	2	7	3	1	0	1	0	4						
1	Dashon Gittens	G 32:09	9-15	1-3	0-0	1	2	3	2	1	19	2	2	1	0	0	-1						
2	Arturo Dean	G 30:05	4-15	1-1	1-2	0	0	0	2	1	10	4	3	4	0	1	10						
23	Petar Krivokapic	G 23:33	2-3	0-1	0-0	0	0	0	1	2	4	0	0	0	0	0	-2						
3	Javaunte Hawkins	12:15	1-6	1-5	0-0	1	2	3	0	0	3	1	1	0	0	0	-4						
11	Jayden Brewer	03:40	0-1	0-1	0-0	0	0	0	0	0	0	0	0	0	0	0	-2						
33	Mohamed Sanogo	18:13	3-7	0-0	0-0	2	2	4	4	0	6	1	1	0	0	2	-4						
12	Dante Wilcox	05:53	0-0	0-0	0-0	0	0	0	1	0	0	0	1	0	0	0	-5						
31	George Pridgett Jr.	09:34	0-3	0-2	0-0	1	1	2	0	0	0	1	0	1	0	0	-9						
5	Jaidon Lipscomb	01:21	0-1	0-1	0-0	0	0	0	0	0	0	0	0	0	0	0	-4						
24	Jaden Grant	19:48	0-1	0-0	0-0	1	2	3	1	0	0	0	0	5	0	0	8						
Team						4	3	7			0			0									
Totals			27-64	3-16	3-6	13	18	31	18	12	60	12	11	11	2	4	-1						

Shooting By Period		
1 st FG%	13-30	43.3%
3PT%	2-10	20.0%
FT%	2-4	50%
2 nd FG%	14-34	41.2%
3PT%	1-6	16.7%
FT%	1-2	50%
GM FG%	27-64	42.2%
3PT%	3-16	18.8%
FT%	3-6	50.0%

Dead Ball Rebounds: 2, 0

Technical Fouls::NONE

	LMU	FIU
Biggest lead	13 (2 nd 19:31)	5 (1 st 14:58)
Best Scoring Run	9 (1 st 12:52)	8 (2 nd 9:36)
Lead Changes	8	
Times Tied	3	
Time with Lead	30:12	06:46

Points from	LMU	FIU
Turnovers	11	18
Paint	26	42
Second Chance	12	14
Fast Breaks	0	7
Bench	17	9

	Period by Period Scoring		
	1st	2nd	TOT
LMU	41	20	61
FIU	30	30	60





Officials: Marques Pettigrew, Brent Hampton, Shane Land

Kennesaw St. - 84

Record: 4-3

NO.	Name	F	Min	FG	3P	FT	Rebounds			Fouls		TP	AS	TO	ST	Blocks		+/-
				M-A	M-A	M-A	OR	DR	TOT	PF	FD					BS	BA	
0	Demond Robinson	F	34:09	5-9	1-3	4-9	7	5	12	2	5	15	0	0	2	1	0	-3
3	Jamel King	F	18:58	2-9	2-8	2-2	1	0	1	3	1	8	0	1	0	2	0	-15
1	Terrell Burden	G	35:32	3-16	1-4	6-7	1	2	3	3	8	13	10	3	3	0	4	-3
2	RJ Johnson	G	18:19	1-3	1-2	1-2	3	3	6	3	1	4	2	3	0	0	0	-4
5	Simeon Cottle	G	33:33	7-13	4-8	2-3	0	1	1	2	4	20	0	2	3	1	1	-5
23	Quincy Ademokoya		24:37	5-13	0-6	3-5	2	3	5	1	3	13	1	1	2	0	1	-8
10	Frankqon Sherman		07:08	0-1	0-1	0-0	0	1	1	1	0	0	0	0	0	0	0	-3
25	Rongie Gordon		27:44	5-7	1-3	0-0	1	6	7	5	0	11	1	1	2	1	0	6
Team							3	1	4			0	0					
Totals				28-71	10-35	18-28	18	22	40	20	22	84	14	11	12	5	6	-7

Shooting By Period		
1 st FG%	14-37	37.8%
3PT%	6-21	28.6%
FT%	6-9	66.7%
2 nd FG%	14-34	41.2%
3PT%	4-14	28.6%
FT%	12-19	63.2%
GM FG%	28-71	39.4%
3PT%	10-35	28.6%
FT%	18-28	64.3%

Dead Ball Rebounds: 4, 0

Technical Fouls: Cottle 1st 10:17 Ademokoya 2nd 15:07

FIU - 91

Record: 2-6

NO.	Name	F	Min	FG	3P	FT	Rebounds			Fouls		TP	AS	TO	ST	Blocks		+/-
				M-A	M-A	M-A	OR	DR	TOT	PF	FD					BS	BA	
21	Jonathan Aybar	F	22:38	4-4	1-1	3-5	1	3	4	4	5	12	2	3	1	0	0	9
4	Seth Pinkney	C	21:30	1-1	0-0	2-2	1	3	4	4	2	4	2	1	0	4	0	6
1	Dashon Gittens	G	34:12	4-10	0-2	5-7	0	6	6	4	3	13	3	4	1	2	0	-1
3	Javaunte Hawkins	G	25:47	7-12	4-8	4-5	0	1	1	2	1	22	1	1	1	0	0	-2
23	Petar Krivokapic	G	23:10	3-11	1-6	2-2	0	0	0	0	1	9	1	1	1	0	2	-4
2	Arturo Dean		23:34	6-9	0-1	1-2	1	6	7	3	4	13	5	7	4	0	1	10
33	Mohamed Sanogo		07:38	2-3	0-0	1-2	2	0	2	1	1	5	0	1	0	0	1	3
12	Dante Wilcox		07:52	1-2	0-0	0-0	1	0	1	1	0	2	0	0	0	0	1	10
24	Jaden Grant		18:11	1-2	1-1	1-2	0	3	3	2	1	4	1	0	0	0	0	13
11	Jayden Brewer		13:19	3-3	0-0	1-1	1	3	4	0	1	7	0	0	0	0	0	-4
31	George Pridgett Jr.		02:09	0-0	0-0	0-0	0	1	1	1	0	0	0	0	0	0	0	-5
Team							1	5	6			0	0					
Totals				32-57	7-19	20-28	8	31	39	22	19	91	15	18	8	6	5	7

Shooting By Period		
1 st FG%	16-28	57.1%
3PT%	3-9	33.3%
FT%	10-11	90.9%
2 nd FG%	16-29	55.2%
3PT%	4-10	40.0%
FT%	10-17	58.8%
GM FG%	32-57	56.1%
3PT%	7-19	36.8%
FT%	20-28	71.4%

Dead Ball Rebounds: 3, 0

Technical Fouls: NONE

	KSU	FIU
Biggest lead	0 (1 st 20:00)	17 (2 nd 13:56)
Best Scoring Run	7 (1 st 1:06)	9 (2 nd 13:56)
Lead Changes	0	
Times Tied	0	
Time with Lead	00:00	39:26

Points from	KSU	FIU
Turnovers	18	8
Paint	34	40
Second Chance	16	7
Fast Breaks	14	4
Bench	24	31

	Period by Period Scoring		
	1st	2nd	TOT
KSU	40	44	84
FIU	45	46	91





Official Basketball Box Score - Final
FGCU at FIU
 11/29/23 Ocean Bank Convocation Center, Miami
 2023-24 Men's Basketball

Game Time: 7:00 PM
 Game Duration: 2:01
 Attendance: 1,365

Officials: Ramie Styons, Darron George, Mick Fieldbinder

FGCU - 68

Record: 2-6

NO.	Name	F	Min	FG	3P	FT	Rebounds			Fouls		TP	AS	TO	ST	Blocks		+/-
				M-A	M-A	M-A	OR	DR	TOT	PF	FD					BS	BA	
10	Zach Anderson	F	25:02	1-2	0-1	1-2	0	2	2	0	1	3	1	4	0	1	0	4
32	Keeshawn Kellman	F	24:09	2-3	0-0	5-6	5	5	10	4	3	9	2	2	1	1	0	6
11	Isaiah Thompson	G	32:12	4-10	2-5	11-13	0	1	1	1	11	21	3	6	1	0	1	1
12	Franco Miller Jr.	G	25:59	2-4	1-2	1-2	0	5	5	3	2	6	3	1	2	1	0	7
23	Dallion Johnson	G	35:53	7-14	5-11	0-0	0	6	6	0	2	19	1	0	0	0	0	9
0	Dakota Rivers		15:51	3-5	0-2	0-2	0	2	2	1	2	6	0	1	0	4	0	-3
1	Rahmir Barno		22:52	0-2	0-0	2-2	0	2	2	2	1	2	3	4	1	1	0	-5
4	Cyrus Largie		18:02	1-3	0-0	0-0	1	1	2	1	0	2	0	2	0	0	0	-4
Team							2	2	4			0		0				
Totals				20-43	8-21	20-27	8	26	34	12	22	68	13	20	5	8	1	3

Shooting By Period		
1st FG%	8-20	40.0%
3PT%	2-10	20.0%
FT%	11-14	78.6%
2nd FG%	12-23	52.2%
3PT%	6-11	54.5%
FT%	9-13	69.2%
GM FG%	20-43	46.5%
3PT%	8-21	38.1%
FT%	20-27	74.1%

Dead Ball Rebounds: 2, 0

Technical Fouls::NONE

FIU - 65

Record: 2-7

NO.	Name	F	Min	FG	3P	FT	Rebounds			Fouls		TP	AS	TO	ST	Blocks		+/-
				M-A	M-A	M-A	OR	DR	TOT	PF	FD					BS	BA	
21	Jonathan Aybar	F	22:26	3-5	2-3	2-2	2	2	4	3	3	10	2	1	0	0	0	-10
4	Seth Pinkney	C	18:18	1-1	0-0	0-4	0	3	3	4	2	2	0	0	0	0	0	15
1	Dashon Gittens	G	30:21	1-7	1-5	0-0	0	0	0	1	0	3	4	2	0	0	3	13
2	Arturo Dean	G	33:49	6-14	0-3	1-1	1	6	7	2	2	13	4	2	10	1	1	5
23	Petar Krivokapic	G	17:11	2-4	1-2	0-0	0	0	0	1	0	5	1	2	1	0	1	4
3	Javaunte Hawkins		22:51	5-13	4-10	0-0	0	4	4	3	0	14	2	1	0	0	1	-7
11	Jayden Brewer		23:28	8-11	0-0	2-5	1	2	3	2	4	18	1	2	3	0	2	-5
33	Mohamed Sanogo		14:02	0-1	0-0	0-0	0	0	0	2	1	0	0	3	1	0	0	-17
12	Dante Wilcox		02:16	0-0	0-0	0-0	0	0	0	0	0	0	0	1	0	0	0	-1
24	Jaden Grant		11:31	0-0	0-0	0-0	0	1	1	2	0	0	0	0	0	0	0	-11
0	Okechukwu Okeke		03:47	0-0	0-0	0-0	0	0	0	2	0	0	0	0	0	0	0	-1
Team							4	2	6			0		2				
Totals				26-56	8-23	5-12	8	20	28	22	12	65	14	16	15	1	8	-3

Shooting By Period		
1st FG%	18-31	58.1%
3PT%	5-11	45.5%
FT%	3-5	60%
2nd FG%	8-25	32.0%
3PT%	3-12	25.0%
FT%	2-7	28.6%
GM FG%	26-56	46.4%
3PT%	8-23	34.8%
FT%	5-12	41.7%

Dead Ball Rebounds: 3, 0

Technical Fouls::NONE

	FGCU	FIU
Biggest lead	7 (2 nd 6:58)	15 (1 st 0:27)
Best Scoring Run	11 (2 nd 11:14)	7 (1 st 14:41)
Lead Changes	1	
Times Tied	2	
Time with Lead	09:55	28:04

Points from	FGCU	FIU
Turnovers	14	15
Paint	22	36
Second Chance	11	2
Fast Breaks	12	4
Bench	10	32

	Period by Period Scoring		
	1st	2nd	TOT
FGCU	29	39	68
FIU	44	21	65





Officials: Kevin Mathis, Barry Mathis, Klyde Mulla

LIU - 59

Record: 1-6

NO.	Name	F/G	3P	FT	Rebounds			Fouls		TP	AS	TO	ST	Blocks		+/-				
					M-A	M-A	M-A	OR	DR					TOT	PF		FD	BS	BA	
23	Nikola Djapa	F 26:54	3-4	0-1	0-0	4	6	10	4	0	6	1	2	0	0	0	-2			
2	Eric Acker	G 32:53	4-10	2-3	2-2	0	2	2	0	2	12	1	9	1	0	1	-18			
10	RJ Greene	G 40:00	4-6	0-0	5-8	0	7	7	4	5	13	1	3	1	1	0	-15			
11	Terell Strickland	G 31:01	5-12	1-4	1-3	0	7	7	3	4	12	1	5	1	0	2	-10			
13	Tai Strickland	G 35:00	4-10	0-3	3-4	1	4	5	2	3	11	0	6	0	0	2	-10			
21	Ahmed Essahaty	04:40	0-0	0-0	0-0	0	0	0	0	0	0	0	0	0	0	0	2			
6	Tana Kopa	20:21	2-5	1-4	0-2	0	3	3	2	1	5	0	1	1	1	0	-11			
15	CJ Delancy	09:11	0-2	0-0	0-0	1	1	2	1	1	0	0	1	0	1	0	-11			
Team											0		0							
Totals						22-49	4-15	11-19	10	31	41	16	16	59	4	27	4	3	5	-15

Shooting By Period		
1 st FG%	10-25	40.0%
3PT%	1-7	14.3%
FT%	3-6	50%
2 nd FG%	12-24	50.0%
3PT%	3-8	37.5%
FT%	8-13	61.5%
GM FG%	22-49	44.9%
3PT%	4-15	26.7%
FT%	11-19	57.9%

Dead Ball Rebounds: 3, 1

Technical Fouls::NONE

FIU - 74

Record: 3-7

NO.	Name	F/G	3P	FT	Rebounds			Fouls		TP	AS	TO	ST	Blocks		+/-				
					M-A	M-A	M-A	OR	DR					TOT	PF		FD	BS	BA	
4	Seth Pinkney	C 19:14	3-3	0-0	0-0	1	1	2	5	0	6	0	0	1	0	0	8			
1	Dashon Gittens	G 26:05	1-6	0-3	0-0	0	5	5	2	0	2	1	2	1	0	0	11			
2	Arturo Dean	G 30:24	11-22	2-5	3-4	1	5	6	2	2	27	4	3	7	1	1	18			
12	Dante Wilcox	G 11:42	0-1	0-0	2-2	1	1	2	0	1	2	1	0	1	1	0	-4			
23	Petar Krivokapic	G 17:07	0-5	0-4	2-4	0	0	0	2	2	2	2	0	1	0	0	6			
0	Okechukwu Okeke	20:46	4-8	1-1	4-7	2	1	3	1	6	13	0	1	3	2	1	7			
3	Javaunte Hawkins	24:44	2-7	0-4	0-0	0	3	3	0	1	4	5	1	2	0	0	9			
11	Jayden Brewer	23:46	5-10	1-2	3-5	3	2	5	3	4	14	1	1	1	1	1	18			
24	Jaden Grant	15:05	1-1	0-0	0-0	1	1	2	0	0	2	0	0	1	0	0	3			
31	George Pridgett Jr.	01:09	0-1	0-1	0-0	0	0	0	0	0	0	0	0	0	0	0	-2			
5	Jaidon Lipscomb	09:58	1-1	0-0	0-0	0	1	1	1	0	2	1	1	1	0	0	1			
Team											0		0							
Totals						28-65	4-20	14-22	10	22	32	16	16	74	15	9	19	5	3	15

Shooting By Period		
1 st FG%	12-34	35.3%
3PT%	3-14	21.4%
FT%	4-6	66.7%
2 nd FG%	16-31	51.6%
3PT%	1-6	16.7%
FT%	10-16	62.5%
GM FG%	28-65	43.1%
3PT%	4-20	20.0%
FT%	14-22	63.6%

Dead Ball Rebounds: 3, 0

Technical Fouls::NONE

	LIU	FIU
Biggest lead	3 (1 st 18:40)	15 (2 nd 0:24)
Best Scoring Run	6 (2 nd 7:06)	9 (1 st 8:07)
Lead Changes	1	
Times Tied	1	
Time with Lead	00:58	37:16

Points from	LIU	FIU
Turnovers	4	28
Paint	22	48
Second Chance	13	8
Fast Breaks	5	10
Bench	5	35

	Period by Period Scoring		
	1st	2nd	TOT
LIU	24	35	59
FIU	31	43	74





Officials: Pat Adams, Todd Austin, Tony Chiazza

FIU - 60

Record: 3-8

NO.	Name	Min	FG			Rebounds			Fouls		TP	AS	TO	ST	Blocks		+/-
			M-A	3P	FT	OR	DR	TOT	PF	FD					BS	BA	
21	Jonathan Aybar	F 09:39	0-2	0-0	0-0	0	0	0	0	2	0	0	1	0	0	0	-20
4	Seth Pinkney	C 22:05	2-2	0-0	2-2	1	4	5	3	2	6	0	1	1	2	0	-9
1	Dashon Gittens	G 29:21	3-7	0-3	0-0	3	2	5	2	3	6	2	0	1	0	0	-24
2	Arturo Dean	G 28:10	2-12	0-4	0-0	0	2	2	1	1	4	4	6	3	0	0	-24
23	Petar Krivokapic	G 10:36	0-5	0-2	0-0	0	0	0	1	0	0	0	0	0	0	1	-15
0	Okechukwu Okeke	04:55	0-3	0-1	0-0	1	0	1	2	0	0	0	1	0	0	1	-10
3	Javaunte Hawkins	24:45	4-10	4-8	0-0	1	1	2	3	1	12	1	1	0	0	0	-19
11	Jayden Brewer	10:58	1-3	0-0	0-0	0	2	2	0	0	2	0	3	1	0	0	-22
24	Jaden Grant	18:44	0-2	0-1	0-1	1	2	3	2	1	0	3	0	0	0	0	-12
33	Mohamed Sanogo	01:29	0-0	0-0	0-0	0	0	0	0	0	0	0	1	0	0	0	-5
12	Dante Wilcox	09:40	2-3	0-0	1-2	0	0	0	2	4	5	0	2	1	0	1	-8
5	Jaidon Lipscomb	18:31	6-9	5-7	0-0	1	0	1	1	0	17	0	0	0	0	1	-2
31	George Pridgett Jr.	11:07	3-7	2-5	0-0	0	0	0	0	0	8	1	0	0	0	0	0
Team						4	2	6			0			1			
Totals			23-65	11-31	3-5	12	15	27	17	14	60	11	17	7	2	4	-34

Shooting By Period		
1 st FG%	8-30	26.7%
3PT%	3-14	21.4%
FT%	1-2	50%
2 nd FG%	15-35	42.9%
3PT%	8-17	47.1%
FT%	2-3	66.7%
GM FG%	23-65	35.4%
3PT%	11-31	35.5%
FT%	3-5	60.0%

Dead Ball Rebounds: 0, 0

Technical Fouls: Wilcox 1st 0:27

#15 Fla. Atlantic - 94

Record: 8-2

NO.	Name	Min	FG			Rebounds			Fouls		TP	AS	TO	ST	Blocks		+/-
			M-A	3P	FT	OR	DR	TOT	PF	FD					BS	BA	
50	Vladislav Goldin	F 20:24	3-3	0-0	3-7	0	9	9	1	5	9	1	2	0	1	0	10
1	Johnell Davis	G 26:19	6-9	2-3	2-2	2	2	4	1	1	16	3	2	4	0	0	34
12	Jalen Gaffney	G 28:02	3-3	1-1	0-0	0	5	5	2	0	7	6	2	2	0	0	34
15	Alijah Martin	G 24:01	4-9	3-6	3-4	2	3	5	3	2	14	1	4	3	1	2	18
23	Brandon Weatherspoon	G 22:37	4-8	3-6	1-2	0	1	1	1	1	12	2	0	0	0	0	12
0	Brenen Lorient	17:06	1-3	0-2	2-4	1	1	2	1	3	4	3	1	0	1	0	9
3	Giancarlo Rosado	14:24	3-3	0-0	0-4	0	4	4	2	3	6	3	3	0	0	0	23
4	Bryan Greenlee	25:36	5-8	2-2	0-0	0	4	4	3	1	12	3	1	1	0	0	22
25	Tre Carroll	08:21	2-4	0-1	0-0	3	0	3	1	0	4	0	2	0	0	0	4
5	Isaiah Gaines	05:12	2-2	0-0	0-0	0	1	1	0	0	4	1	0	0	1	0	1
21	Alejandro Ralat	05:12	1-2	0-1	0-0	0	0	0	0	0	2	1	0	0	0	0	1
13	Jack Johnson	01:23	0-0	0-0	0-0	0	0	0	0	0	0	0	0	0	0	0	1
30	Leo Beath	01:23	2-2	0-0	0-0	0	0	0	0	0	4	0	0	0	0	0	1
Team						4	1	5			0			0			
Totals			36-56	11-22	11-23	12	31	43	15	16	94	24	17	10	4	2	34

Shooting By Period		
1 st FG%	16-26	61.5%
3PT%	5-10	50.0%
FT%	6-16	37.5%
2 nd FG%	20-30	66.7%
3PT%	6-12	50.0%
FT%	5-7	71.4%
GM FG%	36-56	64.3%
3PT%	11-22	50.0%
FT%	11-23	47.8%

Dead Ball Rebounds: 5, 1

Technical Fouls: Rosado 1st 0:27

	FIU	FAU
Biggest lead	0 (1 st 20:00)	37 (2 nd 9:14)
Best Scoring Run	8 (2 nd 7:20)	11 (2 nd 18:35)
Lead Changes	0	
Times Tied	0	
Time with Lead	00:00	39:33

	FIU	FAU
Points from	18	23
Turnovers	20	48
Paint	10	12
Second Chance	5	14
Fast Breaks	44	36
Bench		

	Period by Period Scoring		
	1st	2nd	TOT
FIU	20	40	60
FAU	43	51	94





Official Basketball Box Score - Final
Trinity (FL) at FIU
 12/16/23 Ocean Bank Convocation Center, Miami
 2023-24 Men's Basketball

Game Time: 6:00 PM
 Game Duration: 1:53
 Attendance: 586

Officials: Steve Divine, Mike O'Neil, Klyde Mulla

Trinity (FL) - 55

Record: 0-3

NO.	Name	Min	FG			Rebounds			Fouls		TP	AS	TO	ST	Blocks		+/-
			M-A	M-A	M-A	OR	DR	TOT	PF	FD					BS	BA	
2	DJ Nunnery	G 33:59	3-12	0-4	0-0	0	1	1	1	0	6	1	4	1	0	1	-78
3	Jadon Jenkins	G 22:57	5-14	0-5	0-0	2	2	4	2	4	10	0	6	0	0	0	-61
4	Jaylin Bain	G 30:41	3-14	1-3	13-19	0	2	2	0	10	20	3	4	3	0	4	-73
11	Malik Gordon	G 32:37	1-6	0-3	8-12	0	2	2	3	6	10	2	1	1	0	1	-78
23	Ikareem Lamar	G 23:45	0-5	0-0	0-0	1	2	3	2	0	0	0	1	1	0	1	-54
5	Jason McCoy	19:45	2-5	2-5	0-0	0	3	3	2	3	6	0	0	0	0	0	-29
0	Jason Brown	14:22	1-5	1-2	0-0	0	0	0	4	0	3	0	0	1	0	0	-30
14	Joshua Berrios	18:54	0-3	0-1	0-0	1	0	1	2	0	0	0	1	0	0	1	-45
10	Brandon Behar	03:00	0-1	0-1	0-0	0	0	0	0	0	0	0	0	0	0	0	-7
Team						2	1	3			0		0				
Totals			15-65	4-24	21-31	6	13	19	16	23	55	6	17	7	0	8	-91

Shooting By Period		
1 st FG%	8-32	25.0%
3PT%	3-13	23.1%
FT%	12-17	70.6%
2 nd FG%	7-33	21.2%
3PT%	1-11	9.1%
FT%	9-14	64.3%
GM FG%	15-65	23.1%
3PT%	4-24	16.7%
FT%	21-31	67.7%

Dead Ball Rebounds: 4, 0

Technical Fouls::NONE

FIU - 146

Record: 4-8

NO.	Name	Min	FG			Rebounds			Fouls		TP	AS	TO	ST	Blocks		+/-
			M-A	M-A	M-A	OR	DR	TOT	PF	FD					BS	BA	
4	Seth Pinkney	C 14:59	5-7	0-0	2-2	4	2	6	2	1	12	0	0	0	3	0	37
1	Dashon Gittens	G 15:16	0-1	0-0	2-2	1	4	5	0	1	2	3	2	1	0	0	47
2	Arturo Dean	G 14:40	4-8	0-2	2-2	1	4	5	3	1	10	7	2	3	0	0	47
3	Javaunte Hawkins	G 08:56	4-5	4-5	2-2	0	2	2	2	1	14	1	1	2	0	0	32
23	Petar Krivokapic	G 14:59	4-8	1-4	2-2	1	3	4	1	1	11	2	1	2	0	0	38
24	Jaden Grant	17:08	2-4	2-3	0-0	1	6	7	3	0	6	5	2	1	0	0	26
5	Jaidon Lipscomb	16:29	9-11	5-7	0-0	3	1	4	2	0	23	1	2	0	1	0	41
11	Jayden Brewer	15:01	7-8	1-1	3-4	0	4	4	3	3	18	2	1	1	1	0	22
0	Okechukwu Okeke	18:55	5-7	0-0	1-1	3	7	10	1	4	11	3	0	0	1	0	36
31	George Priddgett Jr.	18:23	2-9	2-8	0-0	0	4	4	1	0	6	2	0	1	0	0	26
12	Dante Wilcox	14:24	3-4	0-0	1-4	4	1	5	2	3	7	2	0	0	0	0	32
33	Mohamed Sanogo	14:19	5-6	0-0	2-2	1	5	6	1	1	12	2	3	2	1	0	29
22	Onyx Pastoriza	08:38	4-7	3-4	0-0	0	3	3	1	0	11	1	2	0	0	0	21
15	Renato Ruiz	07:53	1-1	1-1	0-0	1	1	2	1	0	3	4	1	0	1	0	21
Team						0	3	3			0		1				
Totals			55-86	19-35	17-21	20	50	70	23	16	146	35	18	13	8	0	91

Shooting By Period		
1 st FG%	23-44	52.3%
3PT%	11-22	50.0%
FT%	16-18	88.9%
2 nd FG%	32-42	76.2%
3PT%	8-13	61.5%
FT%	1-3	33.3%
GM FG%	55-86	64.0%
3PT%	19-35	54.3%
FT%	17-21	81.0%

Dead Ball Rebounds: 2, 0

Technical Fouls::NONE

	TCF	FIU
Biggest lead	0 (1 st 20:00)	94 (2 nd 1:16)
Best Scoring Run	4 (1 st 5:24)	12 (2 nd 14:44)
Lead Changes	0	
Times Tied	0	
Time with Lead	00:00	39:15

	TCF	FIU
Points from		
Turnovers	12	27
Paint	12	70
Second Chance	3	20
Fast Breaks	4	18
Bench	9	97

	Period by Period Scoring		
	1st	2nd	TOT
TCF	31	24	55
FIU	73	73	146





Official Basketball Box Score - Final
Stetson at FIU
 12/19/23 Ocean Bank Convocation Center, Miami
 2023-24 Men's Basketball

Game Time: 7:00 PM
 Game Duration: 1:52
 Attendance: 709

Officials: Raymie Styons, Clarence Armstrong, Tyler Kumpf

Stetson - 80

Record: 7-5

NO.	Name	Min	FG			Rebounds			Fouls		TP	AS	TO	ST	Blocks		+/-
			M-A	M-A	M-A	OR	DR	TOT	PF	FD					BS	BA	
0	Alec Oglesby	G 36:11	7-12	6-9	2-2	1	7	8	2	2	22	2	1	1	0	1	15
1	Tristan Gross	G 26:30	1-5	1-4	0-0	2	1	3	2	1	3	1	0	0	0	0	8
5	Jalen Blackmon	G 37:28	10-22	6-13	2-2	1	5	6	1	2	28	1	1	1	1	0	15
21	Aubin Gateretse	G 30:41	7-10	0-0	2-4	4	8	12	4	5	16	0	1	0	4	0	12
30	Stephan Swenson	G 31:16	3-9	1-4	2-2	0	9	9	4	4	9	14	4	0	0	1	26
2	Bruce Kanno	15:38	0-1	0-0	0-0	1	2	3	2	1	0	0	1	0	0	0	9
42	Treyton Thompson	09:19	0-1	0-1	0-0	0	2	2	0	0	0	0	1	0	0	0	0
23	Cyncier Harrison	12:03	1-4	0-1	0-0	0	0	0	3	2	2	0	2	0	0	1	-20
3	GianCarlo Valdez	00:54	0-0	0-0	0-0	0	0	0	0	0	0	0	0	0	0	0	-5
Team						3	3	6			0		1				
Totals			29-64	14-32	8-10	12	37	49	18	17	80	18	12	2	5	3	12

Shooting By Period		
1 st	FG%	14-34 41.2%
	3PT%	4-15 26.7%
	FT%	4-6 66.7%
2 nd	FG%	15-30 50.0%
	3PT%	10-17 58.8%
	FT%	4-4 100%
GM	FG%	29-64 45.3%
	3PT%	14-32 43.8%
	FT%	8-10 80.0%

Dead Ball Rebounds: 1, 0

Technical Fouls::NONE

FIU - 68

Record: 4-9

NO.	Name	Min	FG			Rebounds			Fouls		TP	AS	TO	ST	Blocks		+/-
			M-A	M-A	M-A	OR	DR	TOT	PF	FD					BS	BA	
21	Jonathan Aybar	F 13:20	1-2	0-1	0-0	0	2	2	3	1	2	2	0	0	0	0	-8
4	Seth Pinkney	C 25:20	2-3	0-0	4-6	1	1	2	1	5	8	0	0	1	1	0	-2
1	Dashon Gittens	G 26:17	6-11	1-2	0-0	2	4	6	2	0	13	2	3	1	0	1	1
2	Arturo Dean	G 24:11	1-11	0-2	0-0	1	5	6	2	1	2	5	2	1	0	1	-25
23	Petar Krivokapic	G 12:41	1-7	1-5	0-0	0	0	0	1	2	3	1	0	0	0	0	-7
3	Javaunte Hawkins	26:04	5-13	4-8	3-3	1	2	3	2	2	17	2	0	0	0	2	3
0	Okechukwu Okeke	03:07	0-0	0-0	0-0	0	1	1	1	0	0	0	0	0	0	0	0
5	Jaidon Lipscomb	26:14	3-8	3-7	2-5	0	4	4	3	2	11	3	0	1	0	0	-2
11	Jayden Brewer	15:07	3-8	0-1	2-3	1	0	1	0	3	8	1	0	0	1	1	-15
24	Jaden Grant	13:21	1-3	0-2	0-0	1	1	2	1	1	2	0	0	0	0	0	-4
12	Dante Wilcox	06:09	0-2	0-0	2-2	1	0	1	1	1	2	2	0	1	1	0	5
33	Mohamed Sanogo	08:09	0-0	0-0	0-0	0	0	0	0	0	0	0	0	0	0	0	-6
Team						3	4	7			0		0				
Totals			23-68	9-28	13-19	11	24	35	17	18	68	18	5	5	3	5	-12

Shooting By Period		
1 st	FG%	13-33 39.4%
	3PT%	4-13 30.8%
	FT%	6-7 85.7%
2 nd	FG%	10-35 28.6%
	3PT%	5-15 33.3%
	FT%	7-12 58.3%
GM	FG%	23-68 33.8%
	3PT%	9-28 32.1%
	FT%	13-19 68.4%

Dead Ball Rebounds: 3, 0

Technical Fouls::NONE

	STE	FIU
Biggest lead	13 (2 nd 1:14)	12 (1 st 9:14)
Best Scoring Run	13(2 nd 14:46)	11(1 st 9:14)
Lead Changes	5	
Times Tied	3	
Time with Lead	18:27	18:55

	STE	FIU
Points from		
Turnovers	3	12
Paint	24	28
Second Chance	6	6
Fast Breaks	18	13
Bench	2	40

	Period by Period Scoring		
	1st	2nd	TOT
STE	36	44	80
FIU	36	32	68





Officials: Barry Mathis, Allen Sutton, Randal Anders

Maine - 74

Record: 8-6

NO.	Name	F	Min	FG			3P			FT			Rebounds			Fouls		TP	AS	TO	ST	Blocks		+/-
				M-A	M-A	M-A	M-A	M-A	OR	DR	TOT	PF	FD	BS	BA									
4	Adam Cisse	F	12:46	4-6	0-0	0-0	1	1	2	2	1	8	0	0	0	0	0	0	0	1	1	-3		
44	Peter Filipovity	F	35:07	6-13	0-2	4-6	3	4	7	0	4	16	3	0	2	1	3	0	2	1	3	-2		
2	Ja'Shonte Wright-Mcleish	G	35:07	4-9	3-5	2-2	1	0	1	3	3	13	3	0	5	0	0	0	0	0	-5			
3	Jaden Clayton	G	35:38	2-6	0-1	6-8	0	3	3	4	6	10	9	4	1	0	0	0	0	0	-16			
14	A.J. Lopez	G	29:32	6-11	1-5	0-1	0	3	3	2	2	13	0	2	0	1	0	0	1	0	5			
11	Kristians Feierbergs		26:19	4-6	1-2	0-0	0	6	6	3	0	9	1	3	3	1	1	1	1	1	-2			
22	Quion Burns		16:02	1-4	0-2	3-3	1	2	3	2	0	5	1	0	1	0	0	0	0	0	-10			
0	Logan Carey		08:34	0-2	0-1	0-0	0	0	0	2	0	0	0	0	2	0	0	0	0	0	-4			
12	Milos Nenadic		00:55	0-0	0-0	0-0	0	0	0	0	0	0	0	0	0	0	0	0	0	0	-3			
Team							0	1	1			0			0									
Totals				27-57	5-18	15-20	6	20	26	18	16	74	17	11	12	4	5					-8		

Shooting By Period		
1 st FG%	12-26	46.2%
3PT%	2-9	22.2%
FT%	10-12	83.3%
2 nd FG%	15-31	48.4%
3PT%	3-9	33.3%
FT%	5-8	62.5%
GM FG%	27-57	47.4%
3PT%	5-18	27.8%
FT%	15-20	75.0%

Dead Ball Rebounds: 2, 0

Technical Fouls::NONE

FIU - 82

Record: 5-9

NO.	Name	F	Min	FG			3P			FT			Rebounds			Fouls		TP	AS	TO	ST	Blocks		+/-
				M-A	M-A	M-A	M-A	M-A	OR	DR	TOT	PF	FD	BS	BA									
21	Jonathan Aybar	F	20:21	2-4	0-1	0-0	1	3	4	3	1	4	0	2	1	0	1	1	1	1	1	1		
4	Seth Pinkney	C	20:59	1-2	0-0	1-2	1	5	6	2	1	3	1	0	0	3	1	0	0	3	1	10		
1	Dashon Gittens	G	29:18	2-4	0-1	2-4	1	1	2	1	3	6	7	2	1	1	0	8	8	8	8			
2	Arturo Dean	G	24:23	6-11	0-1	2-2	3	3	6	4	3	14	0	5	3	0	0	15	15	15	15			
3	Javaunte Hawkins	G	30:54	7-14	2-5	4-5	1	4	5	2	4	20	3	1	0	0	2	5	5	5				
0	Okechukwu Okeke		02:05	0-0	0-0	0-0	0	2	2	0	0	0	0	1	0	0	0	-2	-2	-2				
5	Jaidon Lipscomb		16:40	4-8	3-6	0-0	1	0	1	0	0	11	1	2	0	0	0	0	0	0				
11	Jayden Brewer		15:59	3-4	0-0	3-4	2	6	8	1	2	9	1	2	0	1	0	3	3	3				
12	Dante Wilcox		02:05	0-1	0-0	0-0	0	0	0	0	0	0	0	1	0	0	0	-2	-2					
24	Jaden Grant		05:06	0-0	0-0	1-2	0	2	2	0	1	1	0	0	0	0	0	-6	-6					
23	Petar Krivokapic		06:28	0-2	0-2	0-0	0	0	0	0	0	0	0	0	0	0	0	-4	-4					
33	Mohamed Sanogo		09:27	1-1	0-0	0-1	3	0	3	2	2	2	1	1	0	0	2	2	2					
31	George Pridgett Jr.		16:14	4-8	3-7	1-1	0	0	0	1	1	12	0	0	0	0	10	10	10					
Team							2	1	3			0			0									
Totals				30-59	8-23	14-21	15	27	42	16	18	82	14	17	5	5	4	8	8	8				

Shooting By Period		
1 st FG%	13-29	44.8%
3PT%	3-12	25.0%
FT%	6-8	75%
2 nd FG%	17-30	56.7%
3PT%	5-11	45.5%
FT%	8-13	61.5%
GM FG%	30-59	50.8%
3PT%	8-23	34.8%
FT%	14-21	66.7%

Dead Ball Rebounds: 1, 0

Technical Fouls::NONE

	MAI	FIU
Biggest lead	7 (1 st 5:15)	9 (2 nd 5:54)
Best Scoring Run	7 (1 st 10:18)	10 (2 nd 12:47)
Lead Changes	6	
Times Tied	6	
Time with Lead	16:49	19:10

	MAI	FIU
Points from		
Turnovers	16	18
Paint	42	36
Second Chance	6	12
Fast Breaks	10	4
Bench	14	35

	Period by Period Scoring		
	1st	2nd	TOT
MAI	36	38	74
FIU	35	47	82





Official Basketball Box Score - Final
FIU at Utah Tech
 12/30/23 Burns, St. George, Utah
 2023-24 Men's Basketball

Game Time: 3:00 PM
 Game Duration: 2:40
 Attendance: 1,213

Officials: James Ford, Quinton Reece, Donn Berdahl

FIU - 92

Record: 5-10

NO.	Name	Min	FG	3P	FT	Rebounds			Fouls		TP	AS	TO	ST	Blocks		+/-
			M-A	M-A	M-A	OR	DR	TOT	PF	FD					BS	BA	
4	Seth Pinkney	C 21:59	0-0	0-0	1-2	1	1	2	5	1	1	0	1	0	0	0	-3
1	Dashon Gittens	G 26:55	1-7	0-2	1-2	0	4	4	4	2	3	2	1	0	0	1	0
2	Arturo Dean	G 29:33	8-17	1-4	4-7	1	4	5	5	6	21	3	1	6	0	1	3
3	Javaunte Hawkins	G 34:26	10-20	5-12	2-4	0	3	3	4	2	27	4	1	3	0	1	1
5	Jaidon Lipscomb	G 33:48	5-11	3-8	0-1	1	4	5	2	1	13	3	1	5	0	0	1
33	Mohamed Sanogo	19:48	5-6	0-0	2-6	3	1	4	3	6	12	1	1	0	1	0	0
11	Jayden Brewer	16:31	1-4	0-0	2-7	1	1	2	2	6	4	1	0	0	0	1	-5
23	Petar Krivokapic	09:46	1-4	1-4	0-1	0	1	1	2	1	3	0	0	1	0	0	-5
31	George Priddgett Jr.	13:26	1-4	1-4	0-0	0	2	2	2	0	3	1	0	0	0	0	-6
12	Dante Wilcox	10:26	1-1	1-1	0-0	1	1	2	2	1	3	1	2	0	0	0	-1
24	Jaden Grant	08:22	0-0	0-0	2-2	0	1	1	1	1	2	0	0	0	0	0	-5
Team						2	1	3			0			1			
Totals			33-74	12-35	14-32	10	24	34	32	27	92	16	9	15	1	4	-4

Shooting By Period		
1 st	FG%	14-30 46.7%
	3PT%	7-18 38.9%
	FT%	4-12 33.3%
2 nd	FG%	15-34 44.1%
	3PT%	4-12 33.3%
	FT%	10-18 55.6%
OT	FG%	4-10 40.0%
	3PT%	1-5 20.0%
	FT%	0-2 0%
GM	FG%	33-74 44.6%
	3PT%	12-35 34.3%
	FT%	14-32 43.8%

Dead Ball Rebounds: 6, 0

Technical Fouls::NONE

Utah Tech - 96

Record: 6-7

NO.	Name	Min	FG	3P	FT	Rebounds			Fouls		TP	AS	TO	ST	Blocks		+/-
			M-A	M-A	M-A	OR	DR	TOT	PF	FD					BS	BA	
5	Hamed Olayinka	F 16:44	4-5	0-0	0-2	1	3	4	4	3	8	0	1	0	0	0	12
32	Tanner Christensen	F 34:02	6-9	0-1	3-4	5	5	10	4	4	15	5	2	0	4	0	-5
0	Beon Riley	G 11:42	0-2	0-0	1-2	1	7	8	4	2	1	0	1	0	0	0	-10
1	Aric Demings	G 30:33	4-7	1-1	10-16	1	6	7	0	9	19	3	4	0	0	0	-3
11	Noa Gonsalves	G 39:25	7-12	7-11	0-0	0	3	3	3	1	21	1	3	1	0	0	0
10	Tennessee Rainwater	09:45	0-4	0-1	1-2	1	2	3	0	1	1	0	2	0	0	0	6
30	Unisa Turay	16:47	2-6	1-3	0-0	2	1	3	4	2	5	2	4	0	0	0	4
20	Caleb Stearman	12:17	1-3	0-0	2-2	3	2	5	1	4	4	1	2	0	0	1	1
2	Angelo Kambala	26:37	2-8	2-6	5-7	0	3	3	2	4	11	4	2	0	0	0	10
23	Stone Hutchings	02:15	0-0	0-0	0-0	0	1	1	1	0	0	0	0	0	0	0	0
3	Jaylen Searles	24:53	4-8	3-3	0-1	1	4	5	4	2	11	2	3	0	0	0	5
Team						3	3	6			0			1			
Totals			30-64	14-26	22-36	18	40	58	27	32	96	18	25	1	4	1	4

Shooting By Period		
1 st	FG%	11-28 39.3%
	3PT%	7-15 46.7%
	FT%	7-11 63.6%
2 nd	FG%	15-28 53.6%
	3PT%	6-10 60.0%
	FT%	11-17 64.7%
OT	FG%	4-8 50.0%
	3PT%	1-1 100.0%
	FT%	4-8 50%
GM	FG%	30-64 46.9%
	3PT%	14-26 53.8%
	FT%	22-36 61.1%

Dead Ball Rebounds: 6, 3

Technical Fouls::NONE

	FIU	UTU
Biggest lead	12 (1 st 4:59)	10 (2 nd 4:41)
Best Scoring Run	8 (1 st 4:59)	13 (2 nd 6:11)
Lead Changes	2	
Times Tied	4	
Time with Lead	29:21	12:49

Points from	FIU	UTU
Turnovers	34	3
Paint	32	30
Second Chance	10	20
Fast Breaks	13	13
Bench	27	32

	Period by Period Scoring			
	1st	2nd	OT1	TOT
FIU	39	44	9	92
UTU	36	47	13	96





**2022-23 FIU Men's Basketball
Team Game-by-Game
All games**

Opponent	Date	Score		Total		3-Pointers		Free throws		Rebounds										
				FG-FGA	PCT	3FG-3FGA	PCT	FT-FTA	PCT	OFF	DEF	TOT	AVG	PF	A	TO	BLK	STL	PTS	AVG
Houston Christian	11/07/2022	77-66	W	33-66	.500	3-16	.188	8-12	.667	12	25	37	37.0	8	12	14	8	12	77	77.0
Fla. National	11/10/2022	95-74	W	36-68	.529	10-26	.385	13-22	.591	11	31	42	39.5	15	22	13	3	9	95	86.0
at NC State	11/15/2022	74-107	L	31-58	.534	5-18	.278	7-15	.467	5	23	28	35.7	16	14	22	4	9	74	82.0
Bryant	11/19/2022	85-91	L	29-63	.460	11-28	.393	16-23	.696	7	29	36	35.8	19	18	18	3	11	85	82.8
Stony Brook	11/23/2022	83-50	W	31-64	.484	14-38	.368	7-7	1.000	5	33	38	36.2	19	23	9	3	13	83	82.8
Eastern Wash.	11/27/2022	90-79	W	32-58	.552	6-19	.316	20-22	.909	8	26	34	35.8	19	13	20	5	10	90	84.0
Eastern Mich.	11/30/2022	68-80	L	28-57	.491	1-15	.067	11-24	.458	10	21	31	35.1	12	8	13	4	7	68	81.7
at FGCU	12/04/2022	65-74	L	26-63	.413	4-22	.182	9-15	.600	13	23	36	35.3	17	9	13	3	8	65	79.6
at Howard	12/13/2022	59-71	L	23-65	.354	7-25	.280	6-10	.600	13	24	37	35.4	16	11	19	3	9	59	77.3
at Fla. Atlantic	12/17/2022	53-79	L	21-50	.420	1-9	.111	10-14	.714	4	22	26	34.5	14	4	23	2	11	53	74.9
UIW	12/21/2022	79-74	W	28-54	.519	11-28	.393	12-19	.632	7	21	28	33.9	17	18	17	3	11	79	75.3
Florida Col.	12/29/2022	69-64	W	26-54	.481	5-23	.217	12-20	.600	7	28	35	34.0	18	14	16	5	8	69	74.8
at North Texas	12/31/2022	57-72	L	22-49	.449	6-14	.429	7-13	.538	12	13	25	33.3	21	9	16	4	3	57	73.4
Charlotte	01/05/2023	62-60	W	24-51	.471	4-17	.235	10-12	.833	3	26	29	33.0	14	7	8	3	7	62	72.6
UAB	01/07/2023	90-87	Wot	31-65	.477	10-27	.370	18-23	.783	13	24	37	33.3	13	18	22	4	13	90	73.7
Fla. Atlantic	01/11/2023	73-77	Lot	25-60	.417	7-17	.412	16-21	.762	8	27	35	33.4	20	10	11	7	5	73	73.7
at Western Ky.	01/14/2023	59-70	L	22-62	.355	6-23	.261	9-13	.692	14	19	33	33.4	17	11	13	6	13	59	72.8
North Texas	01/16/2023	57-64	L	19-40	.475	4-15	.267	15-21	.714	6	22	28	33.1	15	7	16	6	3	57	71.9
at UTEP	01/19/2023	61-81	L	21-47	.447	8-23	.348	11-14	.786	4	15	19	32.3	17	7	16	5	5	61	71.4
at UTSA	01/21/2023	77-72	W	28-65	.431	11-33	.333	10-11	.909	9	23	32	32.3	20	14	6	7	8	77	71.7
Western Ky.	01/26/2023	78-69	W	32-61	.525	10-25	.400	4-5	.800	7	18	25	32.0	14	15	11	3	11	78	72.0
Middle Tenn.	01/28/2023	82-74	W	28-57	.491	12-23	.522	14-17	.824	11	26	37	32.2	18	13	19	2	10	82	72.4
at Charlotte	02/02/2023	57-54	W	23-47	.489	4-15	.267	7-10	.700	6	23	29	32.0	17	10	11	0	6	57	71.7
at UAB	02/04/2023	72-76	L	28-64	.438	6-22	.273	10-17	.588	7	21	28	31.9	17	14	13	3	14	72	71.8
Louisiana Tech	02/09/2023	66-62	W	22-49	.449	4-18	.222	18-28	.643	8	25	33	31.9	19	8	18	4	10	66	71.5
Rice	02/11/2023	78-85	L	33-61	.541	4-16	.250	8-9	.889	3	23	26	31.7	18	9	7	3	5	78	71.8
at Middle Tenn.	02/18/2023	58-69	L	22-57	.386	8-21	.381	6-6	1.000	11	24	35	31.8	21	9	17	3	7	58	71.3
UTEP	02/23/2023	82-87	L	32-68	.471	2-12	.167	16-20	.800	16	15	31	31.8	23	17	14	6	14	82	71.6
UTSA	02/25/2023	91-95	L	29-56	.518	11-18	.611	22-27	.815	8	21	29	31.7	23	13	20	4	9	91	72.3
at Louisiana Tech	03/02/2023	76-77	Lot	23-60	.383	10-26	.385	20-24	.833	9	19	28	31.6	17	12	14	3	12	76	72.4
at Rice	03/04/2023	90-83	W	31-63	.492	6-16	.375	22-26	.846	13	21	34	31.6	15	17	10	4	7	90	73.0
vs Louisiana Tech	03/08/2023	76-81	Lot	28-59	.475	8-23	.348	12-21	.571	5	22	27	31.5	18	11	14	5	10	76	73.1
Total		2339		867-1861	.466	219-671	.326	386-541	.713	275	733	1008	31.5	547	397	473	128	290	2339	73.1
Opponents		2404		848-1907	.445	278-765	.363	430-580	.741	414	803	1217	38.0	499	452	528	108	264	2404	75.1

FIU Averages

Games Played	Points/game	FG Pct	3FG Pct	FT Pct	Rebounds/game	Assists/game	Turnovers/game	Assist/Turnover ratio	Steals/game	Blocks/game
32	73.1	46.6	32.6	71.3	31.5	12.4	14.8	0.8	9.1	4.0





2022-23 FIU Men's Basketball Combined Team Statistics All games

Game Records

Record	Overall	Home	Away	Neutral
ALL GAMES	14-18	11-7	3-10	0-1
CONFERENCE	8-12	5-5	3-7	0-0
NON-CONFERENCE	6-6	6-2	0-3	0-1

Score by Periods

Team	1st	2nd	OT	TOT
FIU	1123	1182	34	2339
Opponents	1114	1249	41	2404

Team Box Score

No.	Player	Overall			Total		3-Point		F-Throw		Rebounds				Other				PTS	AVG		
		GP-GS	MIN	AVG	FG-FGA	FG%	3FG-3FGA	3FG%	FT-FTA	FT%	OFF	DEF	TOT	AVG	PF	DQ	A	TO			BLK	STL
2	JONES, Denver	28-28	935:20	33.4	187-391	.478	59-159	.371	131-155	.845	25	82	107	3.8	45	1	56	90	1	49	564	20.1
4	DEAN, Arturo	32-23	949:45	29.7	157-361	.435	12-60	.200	55-86	.640	31	101	132	4.1	81	2	122	101	8	81	381	11.9
0	GUADARRAMA, Nick	24-24	615:44	25.7	65-166	.392	32-92	.348	14-22	.636	24	76	100	4.2	55	0	45	44	10	23	176	7.3
1	GITTENS, Dashon	30-18	659:23	22.0	79-162	.488	19-53	.358	31-49	.633	21	51	72	2.4	68	2	42	43	8	29	208	6.9
23	KRIVOKAPIC, Petar	32-18	708:36	22.1	68-159	.428	51-126	.405	33-44	.750	15	81	96	3.0	36	0	17	27	4	15	220	6.9
33	SANOGO, Mohamed	30-19	639:52	21.3	86-129	.667	0-1	.000	31-61	.508	36	84	120	4.0	62	0	22	43	37	15	203	6.8
3	HAWKINS, Javaunte	32-9	615:52	19.2	63-183	.344	36-116	.310	22-22	1.000	11	47	58	1.8	32	0	43	31	1	28	184	5.8
21	WILLIAMS JR., John	32-8	456:09	14.3	67-152	.441	8-50	.160	26-42	.619	9	51	60	1.9	39	0	24	39	7	21	168	5.3
11	BREWER, Jayden	19-0	163:49	8.6	36-56	.643	0-6	.000	13-17	.765	9	24	33	1.7	8	0	5	7	5	7	85	4.5
44	PINKNEY, Seth	31-13	475:19	15.3	47-65	.723	0-0	.000	21-33	.636	22	56	78	2.5	82	3	7	13	41	9	115	3.7
12	WILCOX, Dante	17-0	126:10	7.4	7-17	.412	0-2	.000	6-6	1.000	12	10	22	1.3	26	1	6	12	5	3	20	1.2
24	GRANT, Jaden	23-0	140:56	6.1	5-18	.278	2-5	.400	3-4	.750	3	15	18	0.8	12	0	7	6	1	9	15	0.7
25	WILSON, Cameron	4-0	13:04	3.3	0-2	.000	0-1	.000	0-0	.000	0	1	1	0.3	1	0	1	0	0	1	0	0.0
Team											57	54	111				17					
Total		32	6500		867-1861	.466	219-671	.326	386-541	.713	275	733	1008	31.5	547	9	397	473	128	290	2339	73.1
Opponents		32	6500		848-1907	.445	278-765	.363	430-580	.741	414	803	1217	38.0	499	9	452	528	108	264	2404	75.1

Team Statistics

	FIU	OPP
Scoring	2339	2404
Points per game	73.1	75.1
Scoring margin	-2.0	-
Field goals-att	867-1861	848-1907
Field goal pct	.466	.445
3 point fg-att	219-671	278-765
3-point FG pct	.326	.363
3-pt FG made per game	6.8	8.7
Free throws-att	386-541	430-580
Free throw pct	.713	.741
F-Throws made per game	12.1	13.4
Rebounds	1008	1217
Rebounds per game	31.5	38.0
Rebounding margin	-6.5	-
Assists	397	452
Assists per game	12.4	14.1
Turnovers	473	528
Turnovers per game	14.8	16.5
Turnover margin	+1.7	-
Assist/turnover ratio	0.8	0.9
Steals	290	264
Steals per game	9.1	8.3
Blocks	128	108
Blocks per game	4.0	3.4
Winning streak	0	-
Home win streak	0	-
Attendance	19094	43990
Home games-Avg/Game	18-1061	13-3384
Neutral site-Avg/Game	-	1-1232

Team Results

Date	Opponent	Score	Att.
11/07/2022	Houston Christian	W 77-66	1104
11/10/2022	Fla. National	W 95-74	643
11/15/2022	at NC State	L 74-107	9543
11/19/2022	Bryant	L 85-91	573
11/23/2022	Stony Brook	W 83-50	676
11/27/2022	Eastern Wash.	W 90-79	456
11/30/2022	Eastern Mich.	L 68-80	1150
12/04/2022	at FGCU	L 65-74	2033
12/13/2022	at Howard	L 59-71	654
12/17/2022	at Fla. Atlantic	L 53-79	1797
12/21/2022	UIW	W 79-74	718
12/29/2022	Florida Col.	W 69-64	848
12/31/2022	at North Texas	L 57-72	2934
01/05/2023	Charlotte	W 62-60	819
01/07/2023	UAB	Wot 90-87	1152
01/11/2023	Fla. Atlantic	Lot 73-77	2244
01/14/2023	at Western Ky.	L 59-70	4743
01/16/2023	North Texas	L 57-64	1183
01/19/2023	at UTEP	L 61-81	3648
01/21/2023	at UTSA	W 77-72	1414
01/26/2023	Western Ky.	W 78-69	1417
01/28/2023	Middle Tenn.	W 82-74	1311
02/02/2023	at Charlotte	W 57-54	3073
02/04/2023	at UAB	L 72-76	5318
02/09/2023	Louisiana Tech	W 66-62	1170
02/11/2023	Rice	L 78-85	1292
02/18/2023	at Middle Tenn.	L 58-69	3911
02/23/2023	UTEP	L 82-87	1219
02/25/2023	UTSA	L 91-95	1119
03/02/2023	at Louisiana Tech	Lot 76-77	2162
03/04/2023	at Rice	W 90-83	2760
03/08/2023	vs Louisiana Tech	Lot 76-81	1232

