



FIU Men's Basketball

23
24

Men's Basketball Contact: Darin Yrigoyen | Director of Athletic Communications | 954.594.2558 | dyrigoye@fiu.edu

2023-24 SCHEDULE

Record: 7-11
Home: 6-3 Away: 1-5 Neutral: 0-3

| | | |
|---------|---------------------------|----------|
| Nov. 6 | at UCF..... | L, 85-62 |
| Nov. 9 | TARLETON STATE..... | L, 82-65 |
| Nov. 13 | at #12 Miami..... | L, 86-80 |
| Nov. 15 | at Houston Christian..... | W, 83-74 |

Cayman Islands Classic

| | | |
|---------|------------------|----------|
| Nov. 19 | Akron..... | L, 77-71 |
| Nov. 20 | Marshall..... | L, 80-69 |
| Nov. 21 | LMU/Oakland..... | L, 61-60 |

| | | |
|---------|------------------------------|---------------|
| Nov. 26 | KENNESAW STATE..... | W, 91-84 |
| Nov. 29 | FGCU..... | L, 68-65 |
| Dec. 2 | LIU..... | W, 74-59 |
| Dec. 13 | at #15 Florida Atlantic..... | L, 94-60 |
| Dec. 16 | TRINITY COLL. OF FLA..... | W, 146-55 |
| Dec. 19 | STETSON..... | L, 80-68 |
| Dec. 21 | MAINE..... | W, 82-74 |
| Dec. 30 | at Utah Tech*..... | L, 96-92 (OT) |
| Jan. 6 | at Jax State*..... | L, 70-63 |
| Jan. 11 | NEW MEXICO STATE*..... | W, 77-67 |
| Jan. 13 | UTEP*..... | W, 72-68 |
| Jan. 18 | at Liberty*..... | 7 PM |
| Jan. 25 | at Western Kentucky*..... | 8 PM |
| Jan. 27 | at Middle Tennessee*..... | 6 PM |
| Feb. 1 | LOUISIANA TECH*..... | 7 PM |
| Feb. 3 | SAM HOUSTON*..... | 2 PM |
| Feb. 10 | MIDDLE TENNESSEE*..... | 2 PM |
| Feb. 15 | at Sam Houston..... | 7:30 PM |
| Feb. 17 | at Louisiana Tech*..... | 3 PM |
| Feb. 22 | LIBERTY*..... | 7 PM |
| Feb. 24 | JAX STATE*..... | 6 PM |
| Mar. 2 | WESTERN KENTUCKY*..... | 6 PM |
| Mar. 7 | at UTEP*..... | 9 PM |
| Mar. 9 | at New Mexico State*..... | 4 PM |

*Conference USA Games
All Times ET | Home Games in CAPS

The Matchup

FIU Panthers (7-11, 2-1 Conference USA)

Head Coach: Jeremy Ballard
Record at FIU: 84-90 (Sixth Season)
Overall Record: same



VS

Liberty Flames (11-7, 0-3 Conference USA)

Head Coach: Ritchie McKay
Record at Liberty: 237-120 (11th Season)
Overall Record: 402-278 (22nd Season)



Quick Notes

- FIU is first in the nation in turnovers forced per game (18.8) and second in steals (11.6).
- Liberty and FIU meet for the first time since Nov. 22, 1996. The Panthers lead the overall series, 2-1, with both victories coming in Miami.
- Head Coach Jeremy Ballard became the all-time winningest head coach in FIU's D1 era with the win over LIU.
- FIU's Arturo Dean leads the nation with 72 steals and 4.0 steals per game.
- Dean is the returning CUSA Freshman of the Year, the first in FIU's CUSA tenure.
- Jonathan Aybar, a transfer from North Florida, joins FIU this season, the same school that his dad attended and played basketball at from 1996-1999. He is the first second-generation player in program history.
- Raja Bell (#13) and Carlos Arroyo (#30) are both FIU Men's Basketball Alumni. Both had long-tenured NBA careers with Bell named to the NBA's All-Defensive Team twice.
- This is the 43rd season of FIU men's basketball, dating back to 1981-82.

Gameday Info

Date: Thursday, Jan. 18 | 7 p.m. ET
Location: Liberty Arena | Lynchburg, Va.
Last Meeting: Liberty (H) def. FIU, 67-51, 11/22/96

CUSA Standings

| | | |
|-------------|-----|------|
| Sam Houston | 3-0 | 10-8 |
| WKU | 2-1 | 13-4 |
| LA Tech | 2-1 | 12-6 |
| Jax State | 2-1 | 10-8 |
| FIU | 2-1 | 7-11 |
| NM State | 1-1 | 7-10 |
| Liberty | 0-3 | 11-7 |
| UTEP | 0-2 | 9-8 |
| MTSU | 0-2 | 6-11 |

Around CUSA (ET)

January 18

Liberty vs. FIU | 7 pm | ESPN+
UTEP vs. Middle Tennessee | 9 pm | CBSS
NM State vs. Western Kentucky | 9 pm | ESPN+

January 20

Jax State vs. Louisiana Tech | 5 pm | ESPN+
Liberty vs. Sam Houston | 7 pm | ESPN+
NM State vs. Middle Tennessee | 9 pm | ESPN+
UTEP vs. Western Kentucky | 9 pm | ESPN+

By The Numbers

| | | | | | | | | | | | | |
|--|------|------|------|------|------|-----|------|------|------|-------|------|------|
| | 76.7 | 45.1 | 34.1 | 33.1 | 15.6 | 3.3 | 11.6 | 75.6 | 47.1 | 36.2 | 1.0 | -4.3 |
| | PPG | FG% | 3FG% | RPG | APG | BPG | SPG | OPPG | OFG% | O3FG% | A:TO | RMAR |
| | 76.1 | 46.3 | 36.0 | 36.6 | 17.1 | 2.0 | 6.0 | 62.8 | 41.4 | 30.4 | 1.8 | +3.5 |

2023-24 FIU Men's Basketball



@fiuhoops

Numerical Roster

| NO. | NAME | POS. | HT. | YR. | HOMETOWN / PREVIOUS SCHOOL |
|-----|----------------------|------|------|-----|-----------------------------------------------|
| 0 | Okechukwu Okeke | F | 6-9 | Jr. | East Chicago, Ill. / Tallahassee CC |
| 1 | Dashon Gittens | G | 6-3 | So. | Hartford, Conn. / Putnam Science Academy |
| 2 | Arturo Dean | G | 5-11 | So. | Miami, Fla. / Putnam Science Academy |
| 3 | Javaunte Hawkins | G | 5-11 | Sr. | Lee's Summit, Mo. / Butler CC |
| 4 | Seth Pinkney | C | 7-1 | Sr. | Philadelphia, Pa / Quinnipiac |
| 5 | Jaidon Lipscomb | G | 6-5 | Jr. | Columbus, Ohio / Lakeland CC |
| 10 | Travis Gray | G | 6-5 | Jr. | Syracuse, N.Y. / Mohawk Valley CC |
| 11 | Jayden Brewer | G | 6-6 | So. | Indianapolis, Ind. / Combine Prep |
| 12 | Dante Wilcox | G/F | 6-6 | Gr. | West Palm Beach, Fla. / Oxbridge Academy |
| 15 | Renato Ruiz | G | 6-1 | Jr. | Plantation, Fla. / American Heritage |
| 21 | Jonathan Aybar | F | 6-9 | Jr. | Kissimmee, Fla. / University of North Florida |
| 22 | Onyx Pastoriza | G | 5-8 | Sr. | Arecibo, Puerto Rico / Miami Triple Threat |
| 23 | Petar Krivokapic | G | 6-4 | Jr. | Budva, Montenegro / Miami Prep School |
| 24 | Jaden Grant | G | 5-11 | Jr. | Davie, Fla. / NSU University School |
| 31 | George Pridgett, Jr. | G | 5-11 | Jr. | Boston, Mass. / Polk State College |
| 33 | Mohamed Sanogo | F | 6-9 | Jr. | Pittsfield, Mass. / Putnam Science Academy |

Coaching Staff

| | | | |
|-----------------|-------------------------------|------------|---------------------|
| Jeremy Ballard | Head Coach | 6th Season | Colgate '03 |
| Jesse Bopp | Associate Head Coach | 6th Season | Plymouth State '07 |
| Joey Rodriguez | Assistant Coach | 6th Season | VCU '11 |
| Zavier Anderson | Assistant Coach | 2nd Season | Clemson '11 |
| Vince Caruso | Video Coordinator | 1st Season | Worcester State '15 |
| Jack Sprague | Strength & Conditioning Coach | | |
| Colin Campbell | Director of Basketball Ops | | |



Okechukwu Okeke




Dashon Gittens




Arturo Dean



Javaunte Hawkins



Seth Pinkney




Jaidon Lipscomb




Travis Gray




Jayden Brewer



Dante Wilcox




Renato Ruiz



Jonathan Aybar



Onyx Pastoriza



Petar Krivokapic



Jaden Grant



George Pridgett, Jr.



Mohamed Sanogo

A-Z Roster

| | |
|----|----------------------|
| 21 | Jonathan Aybar |
| 11 | Jayden Brewer |
| 2 | Arturo Dean |
| 1 | Dashon Gittens |
| 24 | Jaden Grant |
| 10 | Travis Gray |
| 3 | Javaunte Hawkins |
| 23 | Petar Krivokapic |
| 5 | Jaidon Lipscomb |
| 0 | Okechukwu Okeke |
| 22 | Onyx Pastoriza |
| 31 | George Pridgett, Jr. |
| 4 | Seth Pinkney |
| 15 | Renato Ruiz |
| 33 | Mohamed Sanogo |
| 12 | Dante Wilcox |

By Location

| | |
|--------------------------|-------------------------------|
| Connecticut (1) | |
| 1 | Dashon Gittens |
| Florida (6) | |
| 2 | Arturo Dean |
| 4 | Seth Pinkney |
| 12 | Dante Wilcox |
| 15 | Renato Ruiz |
| 21 | Jonathan Aybar |
| 24 | Jaden Grant |
| Ohio (1) | |
| 5 | Jaidon Lipscomb |
| New York (1) | |
| 10 | Travis Gray |
| Illinois (1) | |
| 0 | Okechukwu Okeke |
| Indiana (1) | |
| 11 | Jayden Brewer |
| International (2) | |
| 22 | Onyx Pastoriza - Puerto Rico |
| 23 | Petar Krivokapic - Montenegro |
| Massachusetts (2) | |
| 31 | George Pridgett, Jr. |
| 33 | Mohamed Sanogo |
| Missouri (1) | |
| 3 | Javaunte Hawkins |

By Class

| | |
|----------------------|----------------------|
| Sophomore (3) | |
| 1 | Dashon Gittens |
| 2 | Arturo Dean |
| 11 | Jayden Brewer |
| Junior (9) | |
| 0 | Okechukwu Okeke |
| 5 | Jaidon Lipscomb |
| 10 | Travis Gray |
| 15 | Renato Ruiz |
| 21 | Jonathan Aybar |
| 23 | Petar Krivokapic |
| 24 | Jaden Grant |
| 31 | George Pridgett, Jr. |
| 33 | Mohamed Sanogo |
| Senior (4) | |
| 3 | Javaunte Hawkins |
| 4 | Seth Pinkney |
| 22 | Onyx Pastoriza |
| 12 | Dante Wilcox |



Individual Stat Leaders

FIU

Points: Javaunte Hawkins, 12.7 ppg
 Rebounds: Arturo Dean, 4.7 rpg
 Assists: Arturo Dean, 4.5 apg
 Steals: Arturo Dean, 4.0 spg
 Blocks: Seth Pinkney, 1.2 bpg
 3-PT Made: Javaunte Hawkins, 50 3-PT (43.9%)
 FG Made: Arturo Dean, 90 FG (40.7%)

Liberty

Points: Kyle Rode, 13.4 ppg
 Rebounds: Joseph Venzant, 7.6 rpg
 Assists: Colin Porter, 3.9 apg
 Steals: Venzant/Rode, 1.1 spg
 Blocks: Zach Cleveland, 0.8 bpg
 3-PT Made: Kyle Rode, 51 3-PT (37.0%)
 FG Made: Zach Cleveland, 85 FG (62.0%)

Last Time Out

Opponent: vs UTEP
 Result: W, 72-68

FIU's men's basketball program came back from a 16-point deficit in the final eight minutes to defeat UTEP at home 72-68 on Saturday evening.

Down 62-46 with 8:46 to go, Javaunte Hawkins made a three-pointer, sparking a 26-6 close to the game for FIU. Still down by nine with 5:09 to go, the Panthers mounted the most significant run of their incredible comeback, scoring 15 of the game's final 17 points.

Dashon Gittens knocked down two clutch free throws to tie the score at 68-all, of which FIU followed with a forced turnover and timeout, setting the stage for the winning play. The Panthers came out of the huddle with a set play that ended with a clean layup for Gittens on a hand-off from Mohamed Sanogo to put FIU up two with 27 seconds to go.

UTEP had a chance at a final possession, but Arturo Dean came away with a steal with four seconds to go and sent the ball down-court to a wide open Jaidon Lipscomb. Lipscomb found Sanogo for a dunk as time expired to put the bow on the FIU victory, its first over UTEP since Jan. 2020, snapping a five-game losing streak to the Miners.

Hawkins was very instrumental in the comeback, leading the way with 20 points on 4-for-6 shooting from deep, adding two steals. Gittens also provided instant offense throughout the game, finishing with 19 points and adding four steals and four rebounds.

Sanogo also finished with double-digits, posting 12 points and six rebounds in 21 minutes off the bench. Dean added to his status as the national leader with five total steals, also grabbing five rebounds.

As a team, the Panthers out-rebounded UTEP 25-24 and held a 7-3 advantage on the offensive glass. FIU forced 25 UTEP turnovers and had a total of 15 steals.

Matchup Preview

The Panthers (7-11, 2-1 CUSA) held serve with wins over New Mexico State and UTEP in their first two home conference games of the season. Against UTEP, FIU erased a 16-point deficit with eight minutes to go to pull off a dramatic comeback win in front of a raucous crowd at the Ocean Bank Convocation Center.

Javaunte Hawkins continues to impress in his senior season, having recently eclipsed career highs in points, field goals made, three-pointers made and free throws made just 18 games into 2023-24. Hawkins is currently the CUSA leader in three-point percentage (43.9) and ranks third in CUSA with 50 made triples.

Mohamed Sanogo had a solid game for FIU off the bench against UTEP with 12 points and will need to continue to make an impact with Jonathan Aybar out for FIU. Arturo Dean maintained his status as the NCAA leader in both steals and steals per game with five steals against UTEP.

Dean is on pace to break the FIU record for steals in a season by a wide margin and holds a measurable advantage among his NCAA peers as well. The Panthers are riding their first win streak of the season and will be in search of their first true road win since the win at Houston Christian on Nov. 15, 2023. Three of FIU's five road losses have come by seven points or less.

Fans can expect a high-scoring matchup between these two sides that may come down to which team has the final possession. A key factor for the Panthers will be limiting Liberty's three-point barrage. FIU is giving up the highest three-point percentage to opponents in CUSA currently and will need to put a special emphasis on defending the three-point line to win this matchup.

Last Game's Starting Five



#1 Dashon Gittens



#2 Arturo Dean



#4 Seth Pinkney



#5 Jaidon Lipscomb



#3 Javaunte Hawkins

2023-24 Streaks/Trends

RECORD BREAKDOWN

| | |
|-------------|-----|
| At Home | 6-3 |
| On the Road | 1-5 |
| Neutral | 0-3 |

MONTH-BY-MONTH

| | |
|----------|-----|
| November | 2-7 |
| December | 3-3 |
| January | 2-1 |
| February | 0-0 |
| March | 0-0 |

HALFTIME LEADS/LEADS/OT

| | |
|-------------------------------------|-----|
| Leading at half, home | 4-1 |
| Leading at the half, road/neutral | 1-1 |
| Tied at the half, home | 0-1 |
| Tied at the half, road/neutral | 0-0 |
| Trailing at the half, home | 2-1 |
| Trailing at the half, road/neutral | 0-7 |
| Games decided by 5 points or fewer | 1-3 |
| Games decided by 10 points or fewer | 5-6 |
| Leading with 5:00 left | 6-2 |
| Leading with 2:00 left | 6-1 |
| Overtime games | 0-1 |

STREAKS

| | |
|---------------------|----|
| Overall | W3 |
| Home Won | W3 |
| Home Lost | -- |
| Home CUSA | W2 |
| Home non-conference | L1 |
| Road non-conference | L2 |
| Road Won | -- |
| Road Lost | L3 |
| Road CUSA | L1 |
| Neutral | L3 |





2023-24 FIU Men's Basketball Combined Team Statistics All games

Game Records

| Record | Overall | Home | Away | Neutral |
|----------------|---------|------|------|---------|
| ALL GAMES | 7-11 | 6-3 | 1-5 | 0-3 |
| CONFERENCE | 2-1 | 2-0 | 0-1 | 0-0 |
| NON-CONFERENCE | 5-10 | 4-3 | 1-4 | 0-3 |

Score by Periods

| Team | 1st | 2nd | OT | TOT |
|-----------|-----|-----|----|------|
| FIU | 638 | 733 | 9 | 1380 |
| Opponents | 659 | 688 | 13 | 1360 |

Team Box Score

| No. | Player | Total | | | 3-Point | | F-Throw | | Rebounds | | | | Other | | | | PTS | AVG | | | | |
|------------------|----------------------|-----------|-------------|------|-----------------|-------------|----------------|-------------|----------------|-------------|------------|------------|------------|-------------|------------|----------|------------|------------|-----------|------------|-------------|-------------|
| | | GP-GS | MIN | AVG | FG-FGA | FG% | 3FG-3FGA | 3FG% | FT-FTA | FT% | OFF | DEF | TOT | AVG | PF | DQ | | | A | TO | BLK | STL |
| 3 | HAWKINS, Javaunte | 18-7 | 422:39 | 23.5 | 77-171 | .450 | 50-114 | .439 | 25-34 | .735 | 5 | 34 | 39 | 2.2 | 29 | 0 | 30 | 27 | 0 | 17 | 229 | 12.7 |
| 2 | DEAN, Arturo | 18-17 | 515:23 | 28.6 | 90-222 | .405 | 14-50 | .280 | 27-42 | .643 | 17 | 67 | 84 | 4.7 | 47 | 3 | 81 | 69 | 2 | 72 | 221 | 12.3 |
| 22 | PASTORIZA, Onyx | 1-0 | 08:38 | 8.6 | 4-7 | .571 | 3-4 | .750 | 0-0 | .000 | 0 | 3 | 3 | 3.0 | 1 | 0 | 1 | 2 | 0 | 0 | 11 | 11.0 |
| 1 | GITTENS, Dashon | 18-18 | 510:23 | 28.4 | 57-141 | .404 | 15-56 | .268 | 45-55 | .818 | 19 | 40 | 59 | 3.3 | 45 | 0 | 46 | 31 | 4 | 28 | 174 | 9.7 |
| 11 | BREWER, Jayden | 18-0 | 287:37 | 16.0 | 54-108 | .500 | 3-18 | .167 | 29-56 | .518 | 19 | 34 | 53 | 2.9 | 19 | 0 | 11 | 20 | 8 | 11 | 140 | 7.8 |
| 21 | AYBAR, Jonathan | 13-13 | 284:44 | 21.9 | 36-65 | .554 | 6-19 | .316 | 16-21 | .762 | 17 | 30 | 47 | 3.6 | 36 | 1 | 17 | 29 | 4 | 15 | 94 | 7.2 |
| 5 | LIPSCOMB, Jaidon | 14-3 | 213:34 | 15.3 | 36-73 | .493 | 26-57 | .456 | 2-6 | .333 | 7 | 10 | 17 | 1.2 | 13 | 0 | 17 | 9 | 2 | 13 | 100 | 7.1 |
| 23 | KRIVOKAPIC, Petar | 18-13 | 330:14 | 18.3 | 37-109 | .339 | 17-73 | .233 | 16-21 | .762 | 7 | 14 | 21 | 1.2 | 18 | 0 | 14 | 15 | 1 | 17 | 107 | 5.9 |
| 33 | SANOGO, Mohamed | 17-0 | 235:12 | 13.8 | 37-61 | .607 | 0-0 | .000 | 13-27 | .481 | 22 | 33 | 55 | 3.2 | 30 | 1 | 14 | 21 | 8 | 8 | 87 | 5.1 |
| 4 | PINKNEY, Seth | 18-18 | 289:56 | 16.1 | 26-35 | .743 | 0-1 | .000 | 27-42 | .643 | 17 | 34 | 51 | 2.8 | 56 | 3 | 15 | 9 | 21 | 4 | 79 | 4.4 |
| 0 | OKEKE, Okechukwu | 10-0 | 90:13 | 9.0 | 16-31 | .516 | 1-3 | .333 | 5-8 | .625 | 9 | 18 | 27 | 2.7 | 11 | 0 | 4 | 5 | 5 | 4 | 38 | 3.8 |
| 31 | PRIDGETT JR., George | 15-0 | 135:54 | 9.1 | 16-53 | .302 | 13-44 | .295 | 6-7 | .857 | 1 | 12 | 13 | 0.9 | 7 | 0 | 8 | 2 | 1 | 6 | 51 | 3.4 |
| 15 | RUIZ, Renato | 1-0 | 07:53 | 7.9 | 1-1 | 1.000 | 1-1 | 1.000 | 0-0 | .000 | 1 | 1 | 2 | 2.0 | 1 | 0 | 4 | 1 | 1 | 0 | 3 | 3.0 |
| 24 | GRANT, Jaden | 14-0 | 164:52 | 11.8 | 6-16 | .375 | 4-10 | .400 | 6-9 | .667 | 5 | 22 | 27 | 1.9 | 13 | 0 | 9 | 6 | 0 | 7 | 22 | 1.6 |
| 12 | WILCOX, Dante | 17-1 | 127:46 | 7.5 | 8-18 | .444 | 1-1 | 1.000 | 7-12 | .583 | 13 | 5 | 18 | 1.1 | 19 | 1 | 9 | 11 | 3 | 6 | 24 | 1.4 |
| Team | | | | | | | | | | | 37 | 42 | 79 | | | | 12 | | | | | |
| Total | | 18 | 3625 | | 501-1111 | .451 | 154-451 | .341 | 224-340 | .659 | 196 | 399 | 595 | 33.1 | 345 | 9 | 280 | 269 | 60 | 208 | 1380 | 76.7 |
| Opponents | | 18 | 3625 | | 471-1000 | .471 | 143-395 | .362 | 275-396 | .694 | 200 | 474 | 674 | 37.4 | 311 | 3 | 264 | 340 | 71 | 138 | 1360 | 75.6 |

Team Statistics

| | FIU | OPP |
|------------------------|-----------------|-----------------|
| Scoring | 1380 | 1360 |
| Points per game | 76.7 | 75.6 |
| Scoring margin | +1.1 | - |
| Field goals-att | 501-1111 | 471-1000 |
| Field goal pct | .451 | .471 |
| 3 point fg-att | 154-451 | 143-395 |
| 3-point FG pct | .341 | .362 |
| 3-pt FG made per game | 8.6 | 7.9 |
| Free throws-att | 224-340 | 275-396 |
| Free throw pct | .659 | .694 |
| F-Throws made per game | 12.4 | 15.3 |
| Rebounds | 595 | 674 |
| Rebounds per game | 33.1 | 37.4 |
| Rebounding margin | -4.4 | - |
| Assists | 280 | 264 |
| Assists per game | 15.6 | 14.7 |
| Turnovers | 269 | 340 |
| Turnovers per game | 14.9 | 18.9 |
| Turnover margin | +3.9 | - |
| Assist/turnover ratio | 1.0 | 0.8 |
| Steals | 208 | 138 |
| Steals per game | 11.6 | 7.7 |
| Blocks | 60 | 71 |
| Blocks per game | 3.3 | 3.9 |
| Winning streak | 2 | - |
| Home win streak | 3 | - |
| Attendance | 8255 | 20016 |
| Home games-Avg/Game | 9-917 | 6-3336 |
| Neutral site-Avg/Game | - | 3-1277 |

Team Results

| Date | Opponent | Score | Att. |
|------------|----------------------|-----------|------|
| 11/06/2023 | at UCF | L 62-85 | 6225 |
| 11/09/2023 | Tarleton St. | L 65-82 | 1242 |
| 11/13/2023 | at Miami (FL) | L 80-86 | 6620 |
| 11/15/2023 | at Houston Christian | W 83-74 | 609 |
| 11/19/2023 | vs Akron | L 71-77 | 1100 |
| 11/20/2023 | vs Marshall | L 69-80 | 1200 |
| 11/21/2023 | vs LMU (CA) | L 60-61 | 1531 |
| 11/26/2023 | Kennesaw St. | W 91-84 | 755 |
| 11/29/2023 | FGCU | L 65-68 | 1365 |
| 12/02/2023 | LIU | W 74-59 | 681 |
| 12/13/2023 | at Fla. Atlantic | L 60-94 | 3161 |
| 12/16/2023 | Trinity (FL) | W 146-55 | 586 |
| 12/19/2023 | Stetson | L 68-80 | 709 |
| 12/21/2023 | Maine | W 82-74 | 602 |
| 12/30/2023 | at Utah Tech | Lot 92-96 | 1213 |
| 01/06/2024 | at Jacksonville St. | L 63-70 | 2188 |
| 01/11/2024 | New Mexico St. | W 77-67 | 1294 |
| 01/13/2024 | UTEP | W 72-68 | 1021 |





**2023-24 FIU Men's Basketball
Team Game-by-Game
All games**

| Opponent | Date | Score | L | Total | | 3-Pointers | | Free throws | | Rebounds | | | | PF | A | TO | BLK | STL | PTS | AVG |
|----------------------|------------|-------------|-----|-----------------|-------------|----------------|-------------|----------------|-------------|------------|------------|------------|-------------|------------|------------|------------|-----------|------------|-------------|-------------|
| | | | | FG-FGA | PCT | 3FG-3FGA | PCT | FT-FTA | PCT | OFF | DEF | TOT | AVG | | | | | | | |
| at UCF | 11/06/2023 | 62-85 | L | 17-47 | .362 | 4-18 | .222 | 24-32 | .750 | 9 | 21 | 30 | 30.0 | 18 | 10 | 24 | 2 | 11 | 62 | 62.0 |
| Tarleton St. | 11/09/2023 | 65-82 | L | 23-58 | .397 | 8-32 | .250 | 11-17 | .647 | 10 | 15 | 25 | 27.5 | 13 | 14 | 21 | 6 | 17 | 65 | 63.5 |
| at Miami (FL) | 11/13/2023 | 80-86 | L | 32-71 | .451 | 11-33 | .333 | 5-8 | .625 | 16 | 18 | 34 | 29.7 | 15 | 17 | 10 | 4 | 7 | 80 | 69.0 |
| at Houston Christian | 11/15/2023 | 83-74 | W | 30-64 | .469 | 12-31 | .387 | 11-18 | .611 | 16 | 17 | 33 | 30.5 | 26 | 20 | 19 | 1 | 15 | 83 | 72.5 |
| vs Akron | 11/19/2023 | 71-77 | L | 23-53 | .434 | 8-20 | .400 | 17-23 | .739 | 6 | 17 | 23 | 29.0 | 24 | 15 | 19 | 4 | 14 | 71 | 72.2 |
| vs Marshall | 11/20/2023 | 69-80 | L | 28-69 | .406 | 7-29 | .241 | 6-12 | .500 | 15 | 19 | 34 | 29.8 | 21 | 13 | 16 | 1 | 15 | 69 | 71.7 |
| vs LMU (CA) | 11/21/2023 | 60-61 | L | 27-64 | .422 | 3-16 | .188 | 3-6 | .500 | 13 | 18 | 31 | 30.0 | 18 | 12 | 11 | 2 | 11 | 60 | 70.0 |
| Kennesaw St. | 11/26/2023 | 91-84 | W | 32-57 | .561 | 7-19 | .368 | 20-28 | .714 | 8 | 31 | 39 | 31.1 | 22 | 15 | 18 | 6 | 8 | 91 | 72.6 |
| FGCU | 11/29/2023 | 65-68 | L | 26-56 | .464 | 8-23 | .348 | 5-12 | .417 | 8 | 20 | 28 | 30.8 | 22 | 14 | 16 | 1 | 15 | 65 | 71.8 |
| LIU | 12/02/2023 | 74-59 | W | 28-65 | .431 | 4-20 | .200 | 14-22 | .636 | 10 | 22 | 32 | 30.9 | 16 | 15 | 9 | 5 | 19 | 74 | 72.0 |
| at Fla. Atlantic | 12/13/2023 | 60-94 | L | 23-65 | .354 | 11-31 | .355 | 3-5 | .600 | 12 | 15 | 27 | 30.5 | 17 | 11 | 17 | 2 | 7 | 60 | 70.9 |
| Trinity (FL) | 12/16/2023 | 146-55 | W | 55-86 | .640 | 19-35 | .543 | 17-21 | .810 | 20 | 50 | 70 | 33.8 | 23 | 35 | 18 | 8 | 13 | 146 | 77.2 |
| Stetson | 12/19/2023 | 68-80 | L | 23-68 | .338 | 9-28 | .321 | 13-19 | .684 | 11 | 24 | 35 | 33.9 | 17 | 18 | 5 | 3 | 5 | 68 | 76.5 |
| Maine | 12/21/2023 | 82-74 | W | 30-59 | .508 | 8-23 | .348 | 14-21 | .667 | 14 | 27 | 41 | 34.4 | 16 | 17 | 17 | 5 | 6 | 82 | 76.9 |
| at Utah Tech | 12/30/2023 | 92-96 | Lot | 33-74 | .446 | 12-35 | .343 | 14-32 | .438 | 10 | 24 | 34 | 34.4 | 32 | 16 | 9 | 1 | 15 | 92 | 77.9 |
| at Jacksonville St. | 01/06/2024 | 63-70 | L | 24-60 | .400 | 3-17 | .176 | 12-18 | .667 | 10 | 17 | 27 | 33.9 | 18 | 11 | 8 | 4 | 11 | 63 | 76.9 |
| New Mexico St. | 01/11/2024 | 77-67 | W | 20-42 | .476 | 13-24 | .542 | 24-32 | .750 | 1 | 26 | 27 | 33.5 | 15 | 13 | 11 | 2 | 4 | 77 | 76.9 |
| UTEP | 01/13/2024 | 72-68 | W | 27-53 | .509 | 7-17 | .412 | 11-14 | .786 | 7 | 18 | 25 | 33.1 | 12 | 14 | 21 | 3 | 15 | 72 | 76.7 |
| Total | | 1380 | | 501-1111 | .451 | 154-451 | .341 | 224-340 | .659 | 196 | 399 | 595 | 33.1 | 345 | 280 | 269 | 60 | 208 | 1380 | 76.7 |
| Opponents | | 1360 | | 471-1000 | .471 | 143-395 | .362 | 275-396 | .694 | 200 | 474 | 674 | 37.4 | 311 | 264 | 340 | 71 | 138 | 1360 | 75.6 |

FIU Averages

| Games Played | Points/game | FG Pct | 3FG Pct | FT Pct | Rebounds/game | Assists/game | Turnovers/game | Assist/Turnover ratio | Steals/game | Blocks/game |
|--------------|-------------|--------|---------|--------|---------------|--------------|----------------|-----------------------|-------------|-------------|
| 18 | 76.7 | 45.1 | 34.1 | 65.9 | 33.1 | 15.6 | 14.9 | 1.0 | 11.6 | 3.3 |





2023-24 Liberty Men's Basketball Combined Team Statistics All games

Game Records

| Record | Overall | Home | Away | Neutral |
|----------------|---------|------|------|---------|
| ALL GAMES | 11-7 | 6-2 | 1-3 | 4-2 |
| CONFERENCE | 0-3 | 0-1 | 0-2 | 0-0 |
| NON-CONFERENCE | 11-4 | 6-1 | 1-1 | 4-2 |

Score by Periods

| Team | 1st | 2nd | OT | TOT |
|-----------|-----|-----|----|------|
| Liberty | 664 | 698 | 7 | 1369 |
| Opponents | 542 | 578 | 11 | 1131 |

Team Box Score

| No. | Player | | | | Total | | 3-Point | | F-Throw | | Rebounds | | | | | | | | | | | |
|------------------|------------------|-----------|-------------|------|-----------------|-------------|----------------|-------------|----------------|-------------|------------|------------|------------|-------------|------------|----------|------------|------------|-----------|------------|-------------|-------------|
| | | GP-GS | MIN | AVG | FG-FGA | FG% | 3FG-3FGA | 3FG% | FT-FTA | FT% | OFF | DEF | TOT | AVG | PF | DQ | A | TO | BLK | STL | PTS | AVG |
| 22 | RODE, Kyle | 18-18 | 497:00 | 27.6 | 84-217 | .387 | 51-138 | .370 | 22-30 | .733 | 19 | 62 | 81 | 4.5 | 38 | 0 | 46 | 17 | 4 | 19 | 241 | 13.4 |
| 3 | METHENY, Kaden | 18-18 | 538:26 | 29.9 | 77-183 | .421 | 43-115 | .374 | 19-23 | .826 | 9 | 53 | 62 | 3.4 | 20 | 0 | 52 | 34 | 0 | 13 | 216 | 12.0 |
| 25 | CLEVELAND, Zach | 18-18 | 475:12 | 26.4 | 85-137 | .620 | 1-5 | .200 | 36-71 | .507 | 30 | 81 | 111 | 6.2 | 36 | 1 | 66 | 40 | 15 | 18 | 207 | 11.5 |
| 1 | PEEBLES, Brody | 18-0 | 340:58 | 18.9 | 71-149 | .477 | 33-86 | .384 | 14-16 | .875 | 13 | 23 | 36 | 2.0 | 17 | 0 | 15 | 12 | 0 | 4 | 189 | 10.5 |
| 0 | PORTER, Colin | 18-18 | 555:44 | 30.9 | 55-132 | .417 | 27-79 | .342 | 13-18 | .722 | 2 | 38 | 40 | 2.2 | 35 | 0 | 71 | 21 | 0 | 13 | 150 | 8.3 |
| 23 | VENZANT, Joseph | 18-18 | 429:31 | 23.9 | 41-72 | .569 | 3-13 | .231 | 19-26 | .731 | 43 | 94 | 137 | 7.6 | 45 | 1 | 14 | 13 | 6 | 20 | 104 | 5.8 |
| 33 | ROBINSON, Shiloh | 18-0 | 296:25 | 16.5 | 42-78 | .538 | 2-13 | .154 | 17-31 | .548 | 23 | 44 | 67 | 3.7 | 29 | 1 | 12 | 8 | 7 | 8 | 103 | 5.7 |
| 21 | MCKAY, Gabriel | 18-0 | 185:01 | 10.3 | 20-48 | .417 | 12-33 | .364 | 11-15 | .733 | 2 | 9 | 11 | 0.6 | 19 | 0 | 7 | 11 | 0 | 3 | 63 | 3.5 |
| 11 | YATES, Zander | 15-0 | 106:31 | 7.1 | 15-35 | .429 | 13-30 | .433 | 6-7 | .857 | 3 | 12 | 15 | 1.0 | 8 | 0 | 6 | 3 | 1 | 2 | 49 | 3.3 |
| 10 | SHIRER JR., JC | 6-0 | 35:51 | 6.0 | 4-12 | .333 | 1-6 | .167 | 4-4 | 1.000 | 2 | 4 | 6 | 1.0 | 2 | 0 | 5 | 2 | 0 | 3 | 13 | 2.2 |
| 34 | SOUTHERLAND, Ben | 13-0 | 102:57 | 7.9 | 8-18 | .444 | 4-11 | .364 | 2-4 | .500 | 6 | 19 | 25 | 1.9 | 5 | 0 | 9 | 2 | 1 | 2 | 22 | 1.7 |
| 5 | SPELL, Bryson | 11-0 | 61:24 | 5.6 | 5-13 | .385 | 2-5 | .400 | 0-0 | .000 | 7 | 9 | 16 | 1.5 | 6 | 0 | 4 | 0 | 2 | 3 | 12 | 1.1 |
| Team | | | | | | | | | | | 28 | 23 | 51 | | | | | 7 | | | | |
| Total | | 18 | 3625 | | 507-1094 | .463 | 192-534 | .360 | 163-245 | .665 | 187 | 471 | 658 | 36.6 | 260 | 3 | 307 | 170 | 36 | 108 | 1369 | 76.1 |
| Opponents | | 18 | 3625 | | 409-989 | .414 | 96-316 | .304 | 217-289 | .751 | 149 | 447 | 596 | 33.1 | 272 | 5 | 164 | 219 | 69 | 97 | 1131 | 62.8 |

Team Statistics

| | LIB | OPP |
|------------------------|-----------------|----------------|
| Scoring | 1369 | 1131 |
| Points per game | 76.1 | 62.8 |
| Scoring margin | +13.2 | - |
| Field goals-att | 507-1094 | 409-989 |
| Field goal pct | .463 | .414 |
| 3 point fg-att | 192-534 | 96-316 |
| 3-point FG pct | .360 | .304 |
| 3-pt FG made per game | 10.7 | 5.3 |
| Free throws-att | 163-245 | 217-289 |
| Free throw pct | .665 | .751 |
| F-Throws made per game | 9.1 | 12.1 |
| Rebounds | 658 | 596 |
| Rebounds per game | 36.6 | 33.1 |
| Rebounding margin | +3.4 | - |
| Assists | 307 | 164 |
| Assists per game | 17.1 | 9.1 |
| Turnovers | 170 | 219 |
| Turnovers per game | 9.4 | 12.2 |
| Turnover margin | +2.7 | - |
| Assist/turnover ratio | 1.8 | 0.7 |
| Steals | 108 | 97 |
| Steals per game | 6.0 | 5.4 |
| Blocks | 36 | 69 |
| Blocks per game | 2.0 | 3.8 |
| Winning streak | 0 | - |
| Home win streak | 0 | - |
| Attendance | 22762 | 11973 |
| Home games-Avg/Game | 8-2845 | 4-2993 |
| Neutral site-Avg/Game | - | 6-3038 |

Team Results

| Date | Opponent | | Score | Att. |
|------------|-----------------------|-----|--------|------|
| 11/06/2023 | Mid-Atlantic Christ. | W | 103-43 | 3664 |
| 11/10/2023 | vs Charlotte | W | 71-59 | 6783 |
| 11/16/2023 | vs Furman | W | 88-74 | 1499 |
| 11/17/2023 | vs Wichita St. | W | 83-66 | 1281 |
| 11/19/2023 | vs Vermont | W | 71-61 | 1228 |
| 11/25/2023 | UMES | W | 99-62 | 2524 |
| 11/30/2023 | at Fla. Atlantic | L | 58-83 | 3161 |
| 12/01/2023 | vs Col. of Charleston | L | 67-76 | 526 |
| 12/05/2023 | Mississippi Val. | W | 74-39 | 2942 |
| 12/09/2023 | Grand Canyon | L | 64-69 | 4052 |
| 12/13/2023 | Tennessee St. | W | 74-52 | 2311 |
| 12/16/2023 | St. Andrews | W | 99-26 | 2230 |
| 12/20/2023 | at Utah Valley | W | 79-63 | 1407 |
| 12/30/2023 | vs Alabama | L | 56-101 | 6912 |
| 01/01/2024 | Boyce | W | 88-46 | 2655 |
| 01/06/2024 | at Western Ky. | L | 68-70 | 5057 |
| 01/10/2024 | Jacksonville St. | L | 51-61 | 2384 |
| 01/14/2024 | at Louisiana Tech | Lot | 76-80 | 2348 |





**2023-24 Liberty Men's Basketball
Team Game-by-Game
All games**

| Opponent | Date | Score | W | Total | | 3-Pointers | | Free throws | | Rebounds | | | | Other Stats | | | | | | |
|-----------------------|------------|-------------|-----|-----------------|-------------|----------------|-------------|----------------|-------------|------------|------------|------------|-------------|-------------|------------|------------|-----------|------------|-------------|-------------|
| | | | | FG-FGA | PCT | 3FG-3FGA | PCT | FT-FTA | PCT | OFF | DEF | TOT | AVG | PF | A | TO | BLK | STL | PTS | AVG |
| Mid-Atlantic Christ. | 11/06/2023 | 103-43 | W | 36-65 | .554 | 17-34 | .500 | 14-18 | .778 | 15 | 37 | 52 | 52.0 | 9 | 21 | 11 | 4 | 7 | 103 | 103.0 |
| vs Charlotte | 11/10/2023 | 71-59 | W | 29-55 | .527 | 10-25 | .400 | 3-7 | .429 | 10 | 20 | 30 | 41.0 | 12 | 12 | 9 | 3 | 1 | 71 | 87.0 |
| vs Furman | 11/16/2023 | 88-74 | W | 31-57 | .544 | 9-24 | .375 | 17-27 | .630 | 4 | 29 | 33 | 38.3 | 22 | 17 | 8 | 0 | 8 | 88 | 87.3 |
| vs Wichita St. | 11/17/2023 | 83-66 | W | 28-67 | .418 | 14-40 | .350 | 13-18 | .722 | 13 | 24 | 37 | 38.0 | 17 | 18 | 11 | 2 | 9 | 83 | 86.3 |
| vs Vermont | 11/19/2023 | 71-61 | W | 27-54 | .500 | 8-18 | .444 | 9-12 | .750 | 6 | 31 | 37 | 37.8 | 13 | 15 | 11 | 0 | 4 | 71 | 83.2 |
| UMES | 11/25/2023 | 99-62 | W | 39-60 | .650 | 15-31 | .484 | 6-9 | .667 | 9 | 28 | 37 | 37.7 | 10 | 25 | 7 | 0 | 3 | 99 | 85.8 |
| at Fla. Atlantic | 11/30/2023 | 58-83 | L | 21-56 | .375 | 8-25 | .320 | 8-14 | .571 | 13 | 16 | 29 | 36.4 | 17 | 9 | 13 | 2 | 3 | 58 | 81.9 |
| vs Col. of Charleston | 12/01/2023 | 67-76 | L | 23-60 | .383 | 10-31 | .323 | 11-18 | .611 | 11 | 25 | 36 | 36.4 | 20 | 11 | 11 | 1 | 6 | 67 | 80.0 |
| Mississippi Val. | 12/05/2023 | 74-39 | W | 27-56 | .482 | 7-27 | .259 | 13-15 | .867 | 11 | 25 | 36 | 36.3 | 10 | 10 | 5 | 1 | 5 | 74 | 79.3 |
| Grand Canyon | 12/09/2023 | 64-69 | L | 24-63 | .381 | 6-25 | .240 | 10-16 | .625 | 15 | 20 | 35 | 36.2 | 19 | 12 | 9 | 2 | 6 | 64 | 77.8 |
| Tennessee St. | 12/13/2023 | 74-52 | W | 27-61 | .443 | 10-26 | .385 | 10-13 | .769 | 12 | 34 | 46 | 37.1 | 13 | 21 | 8 | 5 | 4 | 74 | 77.5 |
| St. Andrews | 12/16/2023 | 99-26 | W | 39-77 | .506 | 18-44 | .409 | 3-7 | .429 | 17 | 39 | 56 | 38.7 | 6 | 34 | 5 | 3 | 8 | 99 | 79.3 |
| at Utah Valley | 12/20/2023 | 79-63 | W | 34-56 | .607 | 8-19 | .421 | 3-5 | .600 | 4 | 23 | 27 | 37.8 | 16 | 22 | 10 | 5 | 6 | 79 | 79.2 |
| vs Alabama | 12/30/2023 | 56-101 | L | 21-63 | .333 | 10-35 | .286 | 4-6 | .667 | 9 | 15 | 24 | 36.8 | 17 | 15 | 9 | 1 | 2 | 56 | 77.6 |
| Boyce | 01/01/2024 | 88-46 | W | 34-64 | .531 | 15-34 | .441 | 5-9 | .556 | 9 | 33 | 42 | 37.1 | 8 | 24 | 7 | 2 | 10 | 88 | 78.3 |
| at Western Ky. | 01/06/2024 | 68-70 | L | 23-67 | .343 | 8-35 | .229 | 14-21 | .667 | 12 | 27 | 39 | 37.3 | 20 | 16 | 15 | 2 | 12 | 68 | 77.6 |
| Jacksonville St. | 01/10/2024 | 51-61 | L | 18-53 | .340 | 9-34 | .265 | 6-11 | .545 | 8 | 22 | 30 | 36.8 | 11 | 11 | 12 | 1 | 6 | 51 | 76.1 |
| at Louisiana Tech | 01/14/2024 | 76-80 | Lot | 26-60 | .433 | 10-27 | .370 | 14-19 | .737 | 9 | 23 | 32 | 36.6 | 20 | 14 | 9 | 2 | 8 | 76 | 76.1 |
| Total | | 1369 | | 507-1094 | .463 | 192-534 | .360 | 163-245 | .665 | 187 | 471 | 658 | 36.6 | 260 | 307 | 170 | 36 | 108 | 1369 | 76.1 |
| Opponents | | 1131 | | 409-989 | .414 | 96-316 | .304 | 217-289 | .751 | 149 | 447 | 596 | 33.1 | 272 | 164 | 219 | 69 | 97 | 1131 | 62.8 |

Liberty Averages

| Games Played | Points/game | FG Pct | 3FG Pct | FT Pct | Rebounds/game | Assists/game | Turnovers/game | Assist/Turnover ratio | Steals/game | Blocks/game |
|--------------|-------------|--------|---------|--------|---------------|--------------|----------------|-----------------------|-------------|-------------|
| 18 | 76.1 | 46.3 | 36.0 | 66.5 | 36.6 | 17.1 | 9.4 | 1.8 | 6.0 | 2.0 |





Officials: Keith Kimble, Kevin Mathis, James Hicks

FIU - 62

Record: 0-1

| NO. | Name | F/C | Min | FG | 3P | FT | Rebounds | | | Fouls | | TP | AS | TO | ST | Blocks | | +/- |
|---------------|---------------------|-----|-------|-------|------|-------|----------|----|-----|-------|----|----|----|----|----|--------|----|-----|
| | | | | M-A | M-A | M-A | OR | DR | TOT | PF | FD | | | | | BS | BA | |
| 21 | Jonathan Aybar | F | 21:57 | 2-5 | 0-3 | 0-0 | 0 | 2 | 2 | 4 | 1 | 4 | 0 | 4 | 0 | 0 | 0 | -14 |
| 4 | Seth Pinkney | C | 15:50 | 0-1 | 0-0 | 6-8 | 1 | 2 | 3 | 2 | 4 | 6 | 0 | 0 | 0 | 1 | 0 | -17 |
| 1 | Dashon Gittens | G | 31:33 | 3-12 | 1-3 | 4-4 | 0 | 1 | 1 | 2 | 2 | 11 | 2 | 2 | 2 | 0 | 3 | -20 |
| 2 | Arturo Dean | G | 20:55 | 1-7 | 0-2 | 0-0 | 1 | 3 | 4 | 5 | 0 | 2 | 4 | 4 | 3 | 0 | 1 | -20 |
| 23 | Petar Krivokapic | G | 30:38 | 4-6 | 0-2 | 2-3 | 1 | 4 | 5 | 2 | 1 | 10 | 0 | 4 | 2 | 0 | 0 | -21 |
| 3 | Javaunte Hawkins | | 15:39 | 3-4 | 3-3 | 0-0 | 0 | 1 | 1 | 2 | 1 | 9 | 1 | 7 | 0 | 0 | 0 | -7 |
| 11 | Jayden Brewer | | 22:32 | 2-5 | 0-2 | 5-7 | 1 | 5 | 6 | 0 | 5 | 9 | 1 | 0 | 0 | 0 | 1 | -2 |
| 12 | Dante Wilcox | | 08:12 | 0-0 | 0-0 | 0-0 | 0 | 0 | 0 | 0 | 2 | 0 | 0 | 1 | 2 | 0 | 0 | 6 |
| 33 | Mohamed Sanogo | | 15:11 | 2-4 | 0-0 | 3-6 | 2 | 1 | 3 | 1 | 3 | 7 | 0 | 0 | 0 | 1 | 0 | -10 |
| 31 | George Pridgett Jr. | | 09:45 | 0-2 | 0-2 | 4-4 | 0 | 0 | 0 | 0 | 2 | 4 | 2 | 1 | 2 | 0 | 0 | -1 |
| 24 | Jaden Grant | | 01:56 | 0-0 | 0-0 | 0-0 | 0 | 0 | 0 | 0 | 0 | 0 | 0 | 1 | 0 | 0 | 0 | -7 |
| 5 | Jaidon Lipscomb | | 05:52 | 0-1 | 0-1 | 0-0 | 0 | 0 | 0 | 0 | 0 | 0 | 0 | 0 | 0 | 0 | 0 | -2 |
| Team | | | | | | | 3 | 2 | 5 | | | 0 | | 0 | | | | |
| Totals | | | | 17-47 | 4-18 | 24-32 | 9 | 21 | 30 | 18 | 21 | 62 | 10 | 24 | 11 | 2 | 5 | -23 |

| Shooting By Period | | |
|---------------------|-------|-------|
| 1 st FG% | 5-20 | 25.0% |
| 3PT% | 2-8 | 25.0% |
| FT% | 9-14 | 64.3% |
| 2 nd FG% | 12-27 | 44.4% |
| 3PT% | 2-10 | 20.0% |
| FT% | 15-18 | 83.3% |
| GM FG% | 17-47 | 36.2% |
| 3PT% | 4-18 | 22.2% |
| FT% | 24-32 | 75.0% |

Dead Ball Rebounds: 5, 0

Technical Fouls::NONE

UCF - 85

Record: 1-0

| NO. | Name | F/C | Min | FG | 3P | FT | Rebounds | | | Fouls | | TP | AS | TO | ST | Blocks | | +/- |
|---------------|-----------------------|-----|-------|-------|------|-------|----------|----|-----|-------|----|----|----|----|----|--------|----|-----|
| | | | | M-A | M-A | M-A | OR | DR | TOT | PF | FD | | | | | BS | BA | |
| 5 | Omar Payne | F | 15:05 | 1-2 | 0-0 | 2-2 | 2 | 4 | 6 | 5 | 1 | 4 | 0 | 0 | 1 | 2 | 0 | 12 |
| 2 | Shemarri Allen | G | 29:16 | 3-7 | 0-1 | 2-3 | 2 | 3 | 5 | 2 | 4 | 8 | 5 | 2 | 3 | 0 | 1 | 21 |
| 3 | Darius Johnson | G | 31:19 | 5-12 | 3-8 | 2-4 | 1 | 3 | 4 | 3 | 3 | 15 | 4 | 6 | 2 | 0 | 0 | 20 |
| 12 | DeMarr Langford Jr. | G | 26:06 | 2-4 | 0-0 | 1-4 | 0 | 1 | 1 | 3 | 3 | 5 | 3 | 0 | 2 | 0 | 0 | 31 |
| 24 | Jaylin Sellers | G | 32:06 | 8-15 | 1-4 | 6-7 | 2 | 4 | 6 | 1 | 5 | 23 | 2 | 2 | 3 | 0 | 1 | 20 |
| 4 | Comeh Emuobor | | 06:18 | 0-2 | 0-1 | 0-0 | 0 | 1 | 1 | 1 | 0 | 0 | 0 | 0 | 0 | 0 | 0 | 0 |
| 10 | Mintautas Mockus | | 07:00 | 1-4 | 0-3 | 0-0 | 1 | 0 | 1 | 2 | 0 | 2 | 0 | 0 | 1 | 0 | 0 | -12 |
| 20 | Poohpha Warakulnukroh | | 00:38 | 0-0 | 0-0 | 0-0 | 0 | 0 | 0 | 0 | 0 | 0 | 0 | 0 | 0 | 0 | 0 | 0 |
| 11 | Ibrahima Diallo | | 10:37 | 3-4 | 0-0 | 1-1 | 1 | 2 | 3 | 0 | 1 | 7 | 0 | 0 | 1 | 3 | 0 | 8 |
| 22 | Nils Machowski | | 08:41 | 1-2 | 1-2 | 2-2 | 1 | 0 | 1 | 0 | 1 | 5 | 1 | 2 | 1 | 0 | 0 | 3 |
| 15 | Tyler Hendricks | | 14:16 | 3-4 | 1-2 | 0-0 | 1 | 3 | 4 | 2 | 0 | 7 | 1 | 2 | 0 | 0 | 0 | 7 |
| 31 | Thierno Sylla | | 18:00 | 4-6 | 1-3 | 0-0 | 1 | 1 | 2 | 2 | 0 | 9 | 0 | 3 | 2 | 0 | 0 | 4 |
| 0 | Charlie May | | 00:38 | 0-0 | 0-0 | 0-0 | 0 | 0 | 0 | 0 | 0 | 0 | 0 | 0 | 0 | 0 | 0 | 1 |
| Team | | | | | | | 1 | 2 | 3 | | | 0 | | 1 | | | | |
| Totals | | | | 31-62 | 7-24 | 16-23 | 13 | 24 | 37 | 21 | 18 | 85 | 16 | 18 | 16 | 5 | 2 | 23 |

| Shooting By Period | | |
|---------------------|-------|-------|
| 1 st FG% | 19-39 | 48.7% |
| 3PT% | 4-14 | 28.6% |
| FT% | 1-3 | 33.3% |
| 2 nd FG% | 12-23 | 52.2% |
| 3PT% | 3-10 | 30.0% |
| FT% | 15-20 | 75% |
| GM FG% | 31-62 | 50.0% |
| 3PT% | 7-24 | 29.2% |
| FT% | 16-23 | 69.6% |

Dead Ball Rebounds: 4, 0

Technical Fouls::NONE

| | FIU | UCF |
|------------------|---------------------------|----------------------------|
| Biggest lead | 2 (1 st 19:08) | 30 (2 nd 16:11) |
| Best Scoring Run | 6 (2 nd 13:43) | 12 (2 nd 19:21) |
| Lead Changes | 1 | |
| Times Tied | 1 | |
| Time with Lead | 00:22 | 38:25 |

| | FIU | UCF |
|---------------|-----|-----|
| Points from | 18 | 22 |
| Turnovers | 26 | 46 |
| Paint | 5 | 20 |
| Second Chance | 24 | 21 |
| Fast Breaks | 29 | 30 |
| Bench | | |

| Period by Period Scoring | | | |
|--------------------------|-----|-----|-----|
| | 1st | 2nd | TOT |
| FIU | 21 | 41 | 62 |
| UCF | 43 | 42 | 85 |





Official Basketball Box Score - Final
Tarleton St. at FIU
 11/09/23 Ocean Bank Convocation Center, Miami
 2023-24 Men's Basketball

Game Time: 7:00 PM
 Game Duration: 1:59
 Attendance: 1,242

Officials: Rick Crawford, Jamie Luckie, Kenneth Moreland

Tarleton St. - 82

Record: 1-1

| NO. | Name | F | Min | FG | 3P | FT | Rebounds | | | Fouls | | TP | AS | TO | ST | Blocks | | +/- |
|---------------|--------------------|---|-------|-------|------|-------|----------|----|-----|-------|----|----|----|----|----|--------|----|-----|
| | | | | M-A | M-A | M-A | OR | DR | TOT | PF | FD | | | | | BS | BA | |
| 6 | Jakorie Smith | F | 37:10 | 12-20 | 6-10 | 4-6 | 2 | 6 | 8 | 1 | 3 | 34 | 2 | 2 | 6 | 2 | 0 | 20 |
| 9 | Emmanuel Innocenti | F | 27:40 | 2-3 | 0-1 | 1-2 | 1 | 6 | 7 | 3 | 1 | 5 | 0 | 5 | 0 | 0 | 0 | 13 |
| 4 | Lue Williams | G | 38:29 | 5-11 | 0-2 | 1-2 | 2 | 6 | 8 | 3 | 2 | 11 | 5 | 5 | 2 | 2 | 1 | 23 |
| 11 | Bubu Benjamin | G | 13:03 | 0-3 | 0-1 | 1-2 | 2 | 2 | 4 | 3 | 2 | 1 | 3 | 2 | 1 | 0 | 1 | 6 |
| 13 | Devon Barnes | G | 39:20 | 5-10 | 2-5 | 2-2 | 1 | 1 | 2 | 2 | 1 | 14 | 5 | 3 | 2 | 0 | 2 | 18 |
| 0 | Izzy Miles | | 11:03 | 0-2 | 0-0 | 0-0 | 0 | 0 | 0 | 0 | 0 | 0 | 0 | 1 | 0 | 0 | 0 | 6 |
| 10 | Adam Moussa | | 01:05 | 0-0 | 0-0 | 0-0 | 0 | 0 | 0 | 0 | 0 | 0 | 0 | 2 | 1 | 0 | 0 | -3 |
| 5 | KiAndre Gaddy | | 28:28 | 7-10 | 0-0 | 3-4 | 9 | 5 | 14 | 3 | 4 | 17 | 0 | 1 | 1 | 2 | 2 | 5 |
| 22 | Jalen Thomas | | 03:42 | 0-1 | 0-0 | 0-0 | 0 | 0 | 0 | 2 | 0 | 0 | 0 | 2 | 0 | 0 | 0 | -3 |
| Team | | | | | | | | | | | | 0 | | 3 | | | | |
| Totals | | | | 31-60 | 8-19 | 12-18 | 19 | 28 | 47 | 17 | 13 | 82 | 15 | 26 | 13 | 6 | 6 | 17 |

| Shooting By Period | | |
|---------------------|-------|-------|
| 1 st FG% | 18-38 | 47.4% |
| 3PT% | 5-13 | 38.5% |
| FT% | 3-4 | 75% |
| 2 nd FG% | 13-22 | 59.1% |
| 3PT% | 3-6 | 50.0% |
| FT% | 9-14 | 64.3% |
| GM FG% | 31-60 | 51.7% |
| 3PT% | 8-19 | 42.1% |
| FT% | 12-18 | 66.7% |

Dead Ball Rebounds: 1, 0

Technical Fouls: Williams 1st10:36

FIU - 65

Record: 0-2

| NO. | Name | F | Min | FG | 3P | FT | Rebounds | | | Fouls | | TP | AS | TO | ST | Blocks | | +/- |
|---------------|---------------------|---|-------|-------|------|-------|----------|----|-----|-------|----|----|----|----|----|--------|----|-----|
| | | | | M-A | M-A | M-A | OR | DR | TOT | PF | FD | | | | | BS | BA | |
| 21 | Jonathan Aybar | F | 26:45 | 4-8 | 2-3 | 4-4 | 2 | 3 | 5 | 2 | 4 | 14 | 2 | 5 | 4 | 1 | 0 | 4 |
| 4 | Seth Pinkney | C | 10:56 | 1-2 | 0-0 | 2-2 | 0 | 0 | 0 | 2 | 1 | 4 | 0 | 2 | 0 | 1 | 0 | -15 |
| 1 | Dashon Gittens | G | 34:08 | 2-6 | 1-5 | 3-4 | 1 | 0 | 1 | 4 | 4 | 8 | 2 | 1 | 4 | 0 | 0 | -7 |
| 2 | Arturo Dean | G | 28:01 | 6-12 | 2-6 | 0-0 | 1 | 1 | 2 | 2 | 1 | 14 | 4 | 4 | 3 | 0 | 0 | 1 |
| 23 | Petar Krivokapic | G | 18:41 | 0-5 | 0-4 | 0-0 | 1 | 2 | 3 | 0 | 1 | 0 | 0 | 1 | 1 | 0 | 1 | -23 |
| 3 | Javaunte Hawkins | | 18:39 | 1-5 | 0-4 | 0-0 | 0 | 2 | 2 | 0 | 1 | 2 | 0 | 2 | 1 | 0 | 1 | -21 |
| 11 | Jayden Brewer | | 22:57 | 4-10 | 1-4 | 1-5 | 1 | 3 | 4 | 0 | 3 | 10 | 0 | 4 | 3 | 2 | 3 | -8 |
| 33 | Mohamed Sanogo | | 21:20 | 3-4 | 0-0 | 0-0 | 2 | 1 | 3 | 2 | 0 | 6 | 4 | 0 | 1 | 1 | 1 | -7 |
| 31 | George Pridgett Jr. | | 12:56 | 2-4 | 2-4 | 1-2 | 0 | 1 | 1 | 0 | 1 | 7 | 0 | 1 | 0 | 1 | 0 | -9 |
| 5 | Jaidon Lipscomb | | 05:37 | 0-2 | 0-2 | 0-0 | 0 | 0 | 0 | 1 | 0 | 0 | 2 | 0 | 0 | 0 | 0 | 0 |
| Team | | | | | | | | | | | | 0 | | 1 | | | | |
| Totals | | | | 23-58 | 8-32 | 11-17 | 10 | 15 | 25 | 13 | 16 | 65 | 14 | 21 | 17 | 6 | 6 | -17 |

| Shooting By Period | | |
|---------------------|-------|-------|
| 1 st FG% | 12-27 | 44.4% |
| 3PT% | 3-12 | 25.0% |
| FT% | 11-16 | 68.8% |
| 2 nd FG% | 11-31 | 35.5% |
| 3PT% | 5-20 | 25.0% |
| FT% | 0-1 | 0% |
| GM FG% | 23-58 | 39.7% |
| 3PT% | 8-32 | 25.0% |
| FT% | 11-17 | 64.7% |

Dead Ball Rebounds: 3, 0

Technical Fouls: NONE

| | TSU | FIU |
|------------------|---------------------------|---------------------------|
| Biggest lead | 21 (2 nd 2:19) | 0 (1 st 20:00) |
| Best Scoring Run | 8 (1 st 13:54) | 11 (1 st 1:30) |
| Lead Changes | 0 | |
| Times Tied | 1 | |
| Time with Lead | 38:36 | 00:00 |

| | TSU | FIU |
|---------------|-----|-----|
| Points from | | |
| Turnovers | 24 | 18 |
| Paint | 46 | 30 |
| Second Chance | 19 | 9 |
| Fast Breaks | 9 | 10 |
| Bench | 17 | 25 |

| | Period by Period Scoring | | |
|-----|--------------------------|-----|-----|
| | 1st | 2nd | TOT |
| TSU | 44 | 38 | 82 |
| FIU | 38 | 27 | 65 |





Officials: Ron Groover, Pat Adams, Tony Henderson

FIU - 80

Record: 0-3

| NO. | Name | F/C | Min | FG | | 3P | | FT | | Rebounds | | | Fouls | | TP | AS | TO | ST | Blocks | | +/- |
|---------------|---------------------|-----|-------|-------|-------|-----|----|----|-----|----------|----|----|-------|----|----|----|----|-----|--------|---|-----|
| | | | | M-A | M-A | M-A | OR | DR | TOT | PF | FD | BS | BA | | | | | | | | |
| 21 | Jonathan Aybar | F | 25:50 | 2-4 | 0-2 | 0-0 | 4 | 2 | 6 | 1 | 2 | 4 | 2 | 2 | 2 | 2 | 2 | 2 | 2 | 0 | 4 |
| 4 | Seth Pinkney | C | 17:54 | 3-3 | 0-0 | 1-2 | 3 | 3 | 6 | 2 | 2 | 7 | 2 | 1 | 0 | 1 | 0 | 1 | 0 | 1 | |
| 1 | Dashon Gittens | G | 32:58 | 6-14 | 2-7 | 0-0 | 1 | 1 | 2 | 2 | 0 | 14 | 1 | 1 | 1 | 1 | 0 | 0 | 10 | | |
| 2 | Arturo Dean | G | 28:18 | 7-16 | 3-5 | 2-3 | 1 | 4 | 5 | 2 | 2 | 19 | 6 | 2 | 2 | 2 | 0 | 2 | 1 | | |
| 23 | Petar Krivokapic | G | 26:58 | 1-8 | 0-7 | 0-0 | 1 | 0 | 1 | 1 | 0 | 2 | 2 | 1 | 1 | 1 | 0 | 0 | 1 | | |
| 3 | Javaunte Hawkins | | 15:42 | 4-8 | 3-7 | 0-0 | 0 | 1 | 1 | 0 | 0 | 11 | 0 | 1 | 0 | 0 | 1 | -19 | | | |
| 11 | Jayden Brewer | | 10:48 | 3-6 | 0-1 | 0-0 | 1 | 0 | 1 | 0 | 0 | 6 | 1 | 1 | 0 | 0 | 1 | -19 | | | |
| 33 | Mohamed Sanogo | | 19:47 | 3-5 | 0-0 | 2-3 | 2 | 3 | 5 | 3 | 2 | 8 | 1 | 0 | 0 | 1 | 0 | -5 | | | |
| 12 | Dante Wilcox | | 10:55 | 0-1 | 0-0 | 0-0 | 2 | 1 | 3 | 2 | 0 | 0 | 2 | 0 | 1 | 0 | 0 | -15 | | | |
| 31 | George Pridgett Jr. | | 10:50 | 3-6 | 3-4 | 0-0 | 0 | 1 | 1 | 2 | 1 | 9 | 0 | 0 | 0 | 0 | 1 | 11 | | | |
| Team | | | | | | | | | | 1 | 2 | 3 | | | 0 | | | 1 | | | |
| Totals | | | | 32-71 | 11-33 | 5-8 | 16 | 18 | 34 | 15 | 9 | 80 | 17 | 10 | 7 | 4 | 5 | -6 | | | |

| Shooting By Period | | |
|---------------------|-------|-------|
| 1 st FG% | 15-35 | 42.9% |
| 3PT% | 7-17 | 41.2% |
| FT% | 2-3 | 66.7% |
| 2 nd FG% | 17-36 | 47.2% |
| 3PT% | 4-16 | 25.0% |
| FT% | 3-5 | 60% |
| GM FG% | 32-71 | 45.1% |
| 3PT% | 11-33 | 33.3% |
| FT% | 5-8 | 62.5% |

Dead Ball Rebounds: 1, 0

Technical Fouls::NONE

#12 Miami (FL) - 86

Record: 3-0

| NO. | Name | F/C | Min | FG | | 3P | | FT | | Rebounds | | | Fouls | | TP | AS | TO | ST | Blocks | | +/- |
|---------------|-------------------|-----|-------|-------|-------|-------|----|----|-----|----------|----|----|-------|----|----|----|----|----|--------|----|-----|
| | | | | M-A | M-A | M-A | OR | DR | TOT | PF | FD | BS | BA | | | | | | | | |
| 15 | Norchad Omier | F | 23:33 | 2-6 | 0-1 | 2-2 | 4 | 7 | 11 | 4 | 1 | 6 | 2 | 3 | 2 | 2 | 1 | 2 | 1 | -5 | |
| 0 | Matthew Cleveland | G | 35:18 | 8-10 | 3-3 | 4-5 | 2 | 5 | 7 | 0 | 5 | 23 | 4 | 1 | 0 | 0 | 1 | 5 | | | |
| 4 | Bensley Joseph | G | 37:58 | 6-9 | 4-5 | 2-2 | 0 | 1 | 1 | 2 | 1 | 18 | 4 | 2 | 2 | 1 | 0 | 6 | | | |
| 5 | Wooga Poplar | G | 36:03 | 6-11 | 4-6 | 2-2 | 0 | 6 | 6 | 2 | 3 | 18 | 4 | 5 | 2 | 0 | 1 | 8 | | | |
| 24 | Nijel Pack | G | 36:05 | 7-13 | 2-6 | 1-3 | 0 | 2 | 2 | 1 | 4 | 17 | 5 | 3 | 2 | 0 | 0 | -2 | | | |
| 1 | Michael Nwoko | | 12:37 | 1-1 | 0-0 | 0-0 | 0 | 1 | 1 | 0 | 0 | 2 | 0 | 0 | 0 | 1 | 0 | -3 | | | |
| 7 | Kyshawn George | | 03:55 | 0-2 | 0-0 | 0-0 | 0 | 2 | 2 | 0 | 1 | 0 | 0 | 0 | 0 | 0 | 1 | 8 | | | |
| 3 | Christian Watson | | 06:16 | 0-0 | 0-0 | 0-0 | 0 | 0 | 0 | 0 | 0 | 0 | 1 | 0 | 0 | 0 | 0 | 0 | | | |
| 23 | AJ Casey | | 08:15 | 1-1 | 0-0 | 0-0 | 0 | 1 | 1 | 0 | 0 | 2 | 0 | 0 | 0 | 1 | 0 | 13 | | | |
| Team | | | | | | | | | | 1 | 0 | 1 | | | 0 | | | 0 | | | |
| Totals | | | | 31-53 | 13-21 | 11-14 | 7 | 25 | 32 | 9 | 15 | 86 | 20 | 14 | 8 | 5 | 4 | 6 | | | |

| Shooting By Period | | |
|---------------------|-------|-------|
| 1 st FG% | 15-30 | 50.0% |
| 3PT% | 7-11 | 63.6% |
| FT% | 4-5 | 80% |
| 2 nd FG% | 16-23 | 69.6% |
| 3PT% | 6-10 | 60.0% |
| FT% | 7-9 | 77.8% |
| GM FG% | 31-53 | 58.5% |
| 3PT% | 13-21 | 61.9% |
| FT% | 11-14 | 78.6% |

Dead Ball Rebounds: 0, 0

Technical Fouls::NONE

| | FIU | MIA |
|------------------|----------------------------|---------------------------|
| Biggest lead | 12 (2 nd 16:10) | 17 (1 st 9:56) |
| Best Scoring Run | 17(2 nd 16:10) | 19(2 nd 11:29) |
| Lead Changes | 3 | |
| Times Tied | 2 | |
| Time with Lead | 07:46 | 30:24 |

| Points from | FIU | MIA |
|---------------|-----|-----|
| Turnovers | 20 | 15 |
| Paint | 40 | 26 |
| Second Chance | 24 | 2 |
| Fast Breaks | 2 | 28 |
| Bench | 34 | 4 |

| | Period by Period Scoring | | |
|-----|--------------------------|-----|-----|
| | 1st | 2nd | TOT |
| FIU | 39 | 41 | 80 |
| MIA | 41 | 45 | 86 |





Official Basketball Box Score - Final
FIU at Houston Christian
 11/15/23 Sharp Gymnasium, Houston
 2023-24 Men's Basketball

Game Time: 7:00 PM
 Game Duration: 2:13
 Attendance: 609

Officials: Rod Dixon, Joe Wilbert, Brent Simmons

FIU - 83

Record: 1-3

| NO. | Name | Min | FG | | | Rebounds | | | Fouls | | TP | AS | TO | ST | Blocks | | +/- |
|---------------|---------------------|---------|-------|-------|-------|----------|----|-----|-------|----|----|----|----|----|--------|----|-----|
| | | | M-A | M-A | M-A | OR | DR | TOT | PF | FD | | | | | BS | BA | |
| 21 | Jonathan Aybar | F 29:58 | 4-7 | 1-2 | 2-3 | 3 | 5 | 8 | 2 | 5 | 11 | 6 | 5 | 3 | 0 | 0 | 15 |
| 4 | Seth Pinkney | C 03:02 | 0-0 | 0-0 | 0-0 | 0 | 0 | 0 | 5 | 0 | 0 | 0 | 1 | 0 | 0 | 0 | -7 |
| 1 | Dashon Gittens | G 34:24 | 7-14 | 4-6 | 2-2 | 4 | 4 | 8 | 2 | 4 | 20 | 5 | 2 | 1 | 0 | 2 | 8 |
| 2 | Arturo Dean | G 34:15 | 7-11 | 1-2 | 3-6 | 1 | 1 | 2 | 0 | 4 | 18 | 6 | 3 | 6 | 0 | 2 | 11 |
| 23 | Petar Krivokapic | G 23:15 | 4-9 | 3-6 | 2-3 | 1 | 0 | 1 | 2 | 1 | 13 | 0 | 2 | 0 | 1 | 0 | 7 |
| 33 | Mohamed Sanogo | 15:46 | 2-3 | 0-0 | 0-0 | 2 | 4 | 6 | 5 | 0 | 4 | 0 | 2 | 2 | 0 | 0 | 7 |
| 11 | Jayden Brewer | 14:45 | 1-3 | 0-1 | 1-2 | 0 | 0 | 0 | 3 | 1 | 3 | 1 | 1 | 0 | 0 | 0 | -6 |
| 31 | George Pridgett Jr. | 09:03 | 0-5 | 0-5 | 0-0 | 0 | 1 | 1 | 0 | 0 | 0 | 0 | 0 | 0 | 0 | 0 | 1 |
| 3 | Javaunte Hawkins | 13:37 | 1-5 | 1-5 | 0-0 | 1 | 1 | 2 | 2 | 0 | 3 | 1 | 1 | 1 | 0 | 1 | 3 |
| 12 | Dante Wilcox | 11:18 | 0-1 | 0-0 | 1-2 | 1 | 0 | 1 | 5 | 1 | 1 | 1 | 2 | 0 | 0 | 0 | 6 |
| 0 | Okechukwu Okeke | 01:27 | 1-2 | 0-1 | 0-0 | 0 | 0 | 0 | 0 | 0 | 2 | 0 | 0 | 0 | 0 | 0 | -3 |
| 5 | Jaidon Lipscomb | 09:10 | 3-4 | 2-3 | 0-0 | 0 | 0 | 0 | 0 | 0 | 8 | 0 | 0 | 2 | 0 | 0 | 3 |
| 10 | Travis Gray | 00:00 | 0-0 | 0-0 | 0-0 | 0 | 0 | 0 | 0 | 0 | 0 | 0 | 0 | 0 | 0 | 0 | 0 |
| Team | | | | | | 3 | 1 | 4 | | | 0 | | | | | | |
| Totals | | | 30-64 | 12-31 | 11-18 | 16 | 17 | 33 | 26 | 16 | 83 | 20 | 19 | 15 | 1 | 5 | 9 |

| Shooting By Period | | |
|---------------------|-------|-------|
| 1 st FG% | 13-29 | 44.8% |
| 3PT% | 5-15 | 33.3% |
| FT% | 9-15 | 60% |
| 2 nd FG% | 17-35 | 48.6% |
| 3PT% | 7-16 | 43.8% |
| FT% | 2-3 | 66.7% |
| GM FG% | 30-64 | 46.9% |
| 3PT% | 12-31 | 38.7% |
| FT% | 11-18 | 61.1% |

Dead Ball Rebounds: 3, 0

Technical Fouls: Sanogo 1st8:08 Aybar 1st0:03 Okeke 2nd17:19

Houston Christian - 74

Record: 0-2

| NO. | Name | Min | FG | | | Rebounds | | | Fouls | | TP | AS | TO | ST | Blocks | | +/- |
|---------------|-------------------|---------|-------|------|-------|----------|----|-----|-------|----|----|----|----|----|--------|----|-----|
| | | | M-A | M-A | M-A | OR | DR | TOT | PF | FD | | | | | BS | BA | |
| 4 | Bonke Maring | F 31:33 | 3-4 | 0-0 | 0-0 | 2 | 9 | 11 | 2 | 3 | 6 | 4 | 3 | 1 | 0 | 0 | -9 |
| 11 | Tristan Moore | F 18:56 | 2-4 | 1-2 | 3-3 | 0 | 2 | 2 | 0 | 2 | 8 | 1 | 2 | 0 | 0 | 0 | -7 |
| 33 | Michael Imariagbe | F 33:40 | 6-7 | 0-0 | 2-6 | 1 | 4 | 5 | 1 | 4 | 14 | 1 | 6 | 0 | 4 | 0 | -14 |
| 2 | Pierce Bazil | G 38:11 | 6-15 | 0-5 | 4-8 | 3 | 1 | 4 | 2 | 5 | 16 | 3 | 7 | 2 | 0 | 0 | -9 |
| 10 | Marcus Greene | G 29:40 | 4-6 | 1-1 | 0-0 | 0 | 3 | 3 | 3 | 3 | 9 | 2 | 2 | 0 | 0 | 0 | -1 |
| 8 | Bruce Carpenter | 24:40 | 4-8 | 0-2 | 7-9 | 2 | 1 | 3 | 3 | 5 | 15 | 3 | 2 | 0 | 1 | 0 | 2 |
| 20 | Chigozie Achara | 10:44 | 2-2 | 0-0 | 2-2 | 1 | 1 | 2 | 3 | 2 | 6 | 0 | 1 | 0 | 0 | 0 | 4 |
| 24 | Jake Arnold | 02:30 | 0-0 | 0-0 | 0-2 | 0 | 0 | 0 | 1 | 1 | 0 | 0 | 1 | 0 | 0 | 0 | -5 |
| 7 | Dominic Capriotti | 06:13 | 0-3 | 0-3 | 0-0 | 0 | 0 | 0 | 0 | 0 | 0 | 0 | 1 | 0 | 0 | 1 | -6 |
| 5 | Porter Bazil | 03:53 | 0-1 | 0-1 | 0-0 | 1 | 0 | 1 | 2 | 0 | 0 | 0 | 1 | 0 | 0 | 0 | 0 |
| Team | | | | | | 2 | 0 | 2 | | | 0 | | | | | | |
| Totals | | | 27-50 | 2-14 | 18-30 | 12 | 21 | 33 | 17 | 25 | 74 | 14 | 26 | 3 | 5 | 1 | -9 |

| Shooting By Period | | |
|---------------------|-------|-------|
| 1 st FG% | 10-23 | 43.5% |
| 3PT% | 1-9 | 11.1% |
| FT% | 9-15 | 60% |
| 2 nd FG% | 17-27 | 63.0% |
| 3PT% | 1-5 | 20.0% |
| FT% | 9-15 | 60% |
| GM FG% | 27-50 | 54.0% |
| 3PT% | 2-14 | 14.3% |
| FT% | 18-30 | 60.0% |

Dead Ball Rebounds: 6, 1

Technical Fouls: Achara 1st8:08

| | FIU | HCU |
|------------------|----------------------------|---------------------------|
| Biggest lead | 18 (2 nd 18:31) | 6 (1 st 11:50) |
| Best Scoring Run | 9 (1 st 4:34) | 6 (1 st 11:50) |
| Lead Changes | 5 | |
| Times Tied | 5 | |
| Time with Lead | 28:13 | 08:12 |

| Points from | FIU | HCU |
|---------------|-----|-----|
| Turnovers | 33 | 16 |
| Paint | 32 | 46 |
| Second Chance | 13 | 14 |
| Fast Breaks | 13 | 8 |
| Bench | 21 | 21 |

| | Period by Period Scoring | | |
|-----|--------------------------|-----|-----|
| | 1st | 2nd | TOT |
| FIU | 40 | 43 | 83 |
| HCU | 30 | 44 | 74 |





Official Basketball Box Score - Final

FIU at Akron

11/19/23 John Gray Gymnasium, George Town, Cayman Islands
2023-24 Men's Basketball

Game Time: 7:30 PM

Game Duration: 2:08

Attendance: 1,100

Officials: Jeff Anderson, Tony Chiazza, Matt Potter

FIU - 71

Record: 1-4

| NO. | Name | Min | FG | | | Rebounds | | | Fouls | | TP | AS | TO | ST | Blocks | | +/- |
|---------------|---------------------|---------|-------|------|-------|----------|----|-----|-------|----|----|----|----|----|--------|----|-----|
| | | | M-A | M-A | M-A | OR | DR | TOT | PF | FD | | | | | BS | BA | |
| 21 | Jonathan Aybar | F 15:04 | 2-3 | 0-0 | 3-3 | 0 | 2 | 2 | 5 | 3 | 7 | 0 | 2 | 2 | 0 | 0 | 14 |
| 4 | Seth Pinkney | C 12:26 | 0-1 | 0-0 | 0-0 | 0 | 0 | 0 | 4 | 0 | 0 | 0 | 0 | 0 | 2 | 0 | 7 |
| 1 | Dashon Gittens | G 29:28 | 1-5 | 0-3 | 5-5 | 1 | 1 | 2 | 4 | 3 | 7 | 4 | 2 | 4 | 1 | 0 | 3 |
| 2 | Arturo Dean | G 35:10 | 5-11 | 2-3 | 2-5 | 0 | 5 | 5 | 2 | 4 | 14 | 9 | 6 | 4 | 0 | 0 | 3 |
| 23 | Petar Krivokapic | G 31:16 | 9-10 | 5-6 | 3-3 | 1 | 1 | 2 | 0 | 5 | 26 | 1 | 0 | 2 | 0 | 0 | -8 |
| 33 | Mohamed Sanogo | 19:17 | 3-7 | 0-0 | 1-3 | 1 | 2 | 3 | 3 | 2 | 7 | 1 | 4 | 0 | 0 | 0 | -17 |
| 3 | Javaunte Hawkins | 24:13 | 1-5 | 1-3 | 3-4 | 0 | 4 | 4 | 3 | 3 | 6 | 0 | 1 | 1 | 0 | 1 | -14 |
| 11 | Jayden Brewer | 11:45 | 0-5 | 0-3 | 0-0 | 0 | 0 | 0 | 3 | 1 | 0 | 0 | 1 | 0 | 0 | 1 | -3 |
| 12 | Dante Wilcox | 09:51 | 1-2 | 0-0 | 0-0 | 1 | 0 | 1 | 0 | 0 | 2 | 0 | 0 | 0 | 1 | 0 | -9 |
| 31 | George Pridgett Jr. | 07:33 | 1-3 | 0-1 | 0-0 | 0 | 1 | 1 | 0 | 0 | 2 | 0 | 0 | 1 | 0 | 0 | 0 |
| 24 | Jaden Grant | 00:55 | 0-0 | 0-0 | 0-0 | 0 | 0 | 0 | 0 | 0 | 0 | 0 | 1 | 0 | 0 | 0 | -4 |
| 5 | Jaidon Lipscomb | 03:02 | 0-1 | 0-1 | 0-0 | 0 | 0 | 0 | 0 | 0 | 0 | 0 | 0 | 0 | 0 | 0 | -2 |
| Team | | | | | | 2 | 1 | 3 | | | 0 | | | 2 | | | |
| Totals | | | 23-53 | 8-20 | 17-23 | 6 | 17 | 23 | 24 | 21 | 71 | 15 | 19 | 14 | 4 | 2 | -6 |

| Shooting By Period | | |
|--------------------|-------|-------|
| 1st FG% | 11-23 | 47.8% |
| 3PT% | 2-7 | 28.6% |
| FT% | 4-7 | 57.1% |
| 2nd FG% | 12-30 | 40.0% |
| 3PT% | 6-13 | 46.2% |
| FT% | 13-16 | 81.3% |
| GM FG% | 23-53 | 43.4% |
| 3PT% | 8-20 | 40.0% |
| FT% | 17-23 | 73.9% |

Dead Ball Rebounds: 4, 1

Technical Fouls::NONE

Akron - 77

Record: 4-0

| NO. | Name | Min | FG | | | Rebounds | | | Fouls | | TP | AS | TO | ST | Blocks | | +/- |
|---------------|-----------------|---------|-------|-------|-------|----------|----|-----|-------|----|----|----|----|----|--------|----|-----|
| | | | M-A | M-A | M-A | OR | DR | TOT | PF | FD | | | | | BS | BA | |
| 11 | Sammy Hunter | F 14:31 | 3-7 | 1-4 | 2-2 | 1 | 0 | 1 | 4 | 2 | 9 | 1 | 2 | 0 | 0 | 0 | -17 |
| 25 | Enrique Freeman | F 33:40 | 8-14 | 2-2 | 9-13 | 4 | 10 | 14 | 4 | 12 | 27 | 0 | 5 | 2 | 1 | 2 | 4 |
| 2 | Greg Tribble | G 30:27 | 0-3 | 0-1 | 3-4 | 1 | 1 | 2 | 2 | 3 | 3 | 3 | 3 | 0 | 1 | 1 | 9 |
| 5 | Tavari Johnson | G 18:59 | 2-4 | 1-2 | 0-0 | 0 | 1 | 1 | 2 | 0 | 5 | 2 | 1 | 0 | 0 | 1 | -10 |
| 34 | Nate Johnson | G 26:02 | 4-7 | 1-2 | 1-3 | 1 | 3 | 4 | 3 | 3 | 10 | 2 | 1 | 2 | 0 | 0 | -7 |
| 22 | Mikal Dawson | 31:52 | 3-8 | 3-8 | 0-1 | 0 | 4 | 4 | 1 | 2 | 9 | 3 | 4 | 0 | 0 | 0 | 15 |
| 1 | Shammah Scott | 23:45 | 3-6 | 0-3 | 0-0 | 1 | 1 | 2 | 4 | 1 | 6 | 2 | 2 | 1 | 0 | 0 | 16 |
| 3 | Kaleb Thornton | 20:44 | 3-5 | 2-3 | 0-2 | 0 | 2 | 2 | 1 | 1 | 8 | 3 | 1 | 1 | 0 | 0 | 20 |
| Team | | | | | | 7 | 4 | 11 | | | 0 | | | 0 | | | |
| Totals | | | 26-54 | 10-25 | 15-25 | 15 | 26 | 41 | 21 | 24 | 77 | 16 | 19 | 6 | 2 | 4 | 6 |

| Shooting By Period | | |
|--------------------|-------|-------|
| 1st FG% | 13-27 | 48.1% |
| 3PT% | 4-13 | 30.8% |
| FT% | 5-9 | 55.6% |
| 2nd FG% | 13-27 | 48.1% |
| 3PT% | 6-12 | 50.0% |
| FT% | 10-16 | 62.5% |
| GM FG% | 26-54 | 48.1% |
| 3PT% | 10-25 | 40.0% |
| FT% | 15-25 | 60.0% |

Dead Ball Rebounds: 5, 0

Technical Fouls::NONE

| | FIU | AKRON |
|------------------|---------------|--------------|
| Biggest lead | 5 (1st 16:05) | 9 (2nd 0:23) |
| Best Scoring Run | 8(2nd 7:23) | 10(1st 2:06) |
| Lead Changes | 7 | |
| Times Tied | 11 | |
| Time with Lead | 10:38 | 22:16 |

| Points from | FIU | AKRON |
|---------------|-----|-------|
| Turnovers | 22 | 18 |
| Paint | 26 | 32 |
| Second Chance | 5 | 9 |
| Fast Breaks | 22 | 14 |
| Bench | 17 | 23 |

| Period by Period Scoring | | | |
|--------------------------|-----|-----|-----|
| | 1st | 2nd | TOT |
| FIU | 28 | 43 | 71 |
| AKRON | 35 | 42 | 77 |





Marshall at FIU

11/20/23 John Gray Gymnasium, George Town, Cayman Islands
2023-24 Men's Basketball

Officials: Mike Reed, John Gafney, Tony Henderson

Marshall - 80

Record: 2-2

| NO. | Name | Min | FG | 3P | FT | Rebounds | | | Fouls | | TP | AS | TO | ST | Blocks | | +/- |
|---------------|-------------------|---------|-------|------|-------|----------|----|-----|-------|----|----|----|----|----|--------|----|-----|
| | | | M-A | M-A | M-A | OR | DR | TOT | PF | FD | | | | | BS | BA | |
| 2 | Wyatt Fricks | F 29:12 | 6-8 | 1-1 | 2-2 | 0 | 4 | 4 | 1 | 1 | 15 | 0 | 2 | 0 | 1 | 0 | 5 |
| 4 | Jacob Conner | F 24:42 | 6-9 | 3-5 | 0-0 | 0 | 1 | 1 | 2 | 1 | 15 | 4 | 3 | 0 | 1 | 0 | 5 |
| 41 | Nate Martin | F 35:16 | 4-6 | 0-0 | 4-4 | 3 | 8 | 11 | 3 | 5 | 12 | 3 | 1 | 0 | 2 | 0 | 4 |
| 0 | Kevon Voyles | G 20:44 | 3-7 | 1-5 | 11-12 | 1 | 3 | 4 | 2 | 6 | 18 | 0 | 4 | 3 | 0 | 0 | 5 |
| 11 | Kamdyn Curfman | G 29:40 | 2-9 | 1-8 | 0-0 | 0 | 1 | 1 | 1 | 2 | 5 | 4 | 4 | 2 | 0 | 0 | 2 |
| 5 | Cameron Crawford | 18:13 | 3-9 | 1-3 | 0-0 | 0 | 0 | 0 | 0 | 1 | 7 | 2 | 1 | 0 | 0 | 1 | 13 |
| 14 | Ryan Nutter | 24:45 | 0-2 | 0-2 | 2-2 | 1 | 2 | 3 | 1 | 3 | 2 | 3 | 2 | 0 | 0 | 0 | 10 |
| 21 | Goran Miladinovic | 17:28 | 2-2 | 0-0 | 2-2 | 1 | 6 | 7 | 3 | 2 | 6 | 3 | 2 | 1 | 0 | 0 | 11 |
| Team | | | | | | 2 | 3 | 5 | | | 0 | 0 | | | | | |
| Totals | | | 26-52 | 7-24 | 21-22 | 8 | 28 | 36 | 13 | 21 | 80 | 19 | 19 | 6 | 4 | 1 | 11 |

| Shooting By Period | | |
|---------------------|-------|-------|
| 1 st FG% | 17-33 | 51.5% |
| 3PT% | 6-15 | 40.0% |
| FT% | 4-4 | 100% |
| 2 nd FG% | 9-19 | 47.4% |
| 3PT% | 1-9 | 11.1% |
| FT% | 17-18 | 94.4% |
| GM FG% | 26-52 | 50.0% |
| 3PT% | 7-24 | 29.2% |
| FT% | 21-22 | 95.5% |

Dead Ball Rebounds: 0, 0

Technical Fouls::NONE

FIU - 69

Record: 1-5

| NO. | Name | Min | FG | 3P | FT | Rebounds | | | Fouls | | TP | AS | TO | ST | Blocks | | +/- |
|---------------|---------------------|---------|-------|------|------|----------|----|-----|-------|----|----|----|----|----|--------|----|-----|
| | | | M-A | M-A | M-A | OR | DR | TOT | PF | FD | | | | | BS | BA | |
| 21 | Jonathan Aybar | F 32:41 | 6-9 | 0-1 | 1-2 | 3 | 2 | 5 | 3 | 5 | 13 | 1 | 2 | 2 | 0 | 0 | -4 |
| 4 | Seth Pinkney | C 15:34 | 2-3 | 0-0 | 1-2 | 1 | 2 | 3 | 1 | 3 | 5 | 2 | 0 | 1 | 0 | 0 | 7 |
| 1 | Dashon Gittens | G 27:18 | 3-9 | 1-6 | 0-0 | 0 | 2 | 2 | 4 | 0 | 7 | 3 | 2 | 3 | 0 | 1 | -8 |
| 2 | Arturo Dean | G 29:48 | 5-14 | 1-3 | 0-0 | 2 | 4 | 6 | 5 | 0 | 11 | 4 | 6 | 2 | 0 | 1 | -13 |
| 23 | Petar Krivokapic | G 31:45 | 4-14 | 2-10 | 2-2 | 1 | 3 | 4 | 2 | 2 | 12 | 2 | 1 | 4 | 0 | 1 | -1 |
| 33 | Mohamed Sanogo | 08:05 | 1-2 | 0-0 | 0-0 | 2 | 3 | 5 | 0 | 0 | 2 | 0 | 1 | 0 | 1 | 0 | -14 |
| 3 | Javaunte Hawkins | 21:28 | 3-8 | 3-7 | 1-2 | 0 | 0 | 0 | 2 | 1 | 10 | 0 | 1 | 1 | 0 | 0 | -1 |
| 11 | Jayden Brewer | 16:00 | 4-9 | 0-1 | 1-4 | 4 | 0 | 4 | 1 | 2 | 9 | 0 | 1 | 1 | 0 | 1 | -5 |
| 12 | Dante Wilcox | 11:20 | 0-0 | 0-0 | 0-0 | 1 | 1 | 2 | 3 | 0 | 0 | 0 | 1 | 0 | 0 | 0 | -11 |
| 31 | George Pridgett Jr. | 06:01 | 0-1 | 0-1 | 0-0 | 0 | 0 | 0 | 0 | 0 | 0 | 1 | 0 | 1 | 0 | 0 | -5 |
| Team | | | | | | 1 | 2 | 3 | | | 0 | 1 | | | | | |
| Totals | | | 28-69 | 7-29 | 6-12 | 15 | 19 | 34 | 21 | 13 | 69 | 13 | 16 | 15 | 1 | 4 | -11 |

| Shooting By Period | | |
|---------------------|-------|-------|
| 1 st FG% | 11-31 | 35.5% |
| 3PT% | 2-12 | 16.7% |
| FT% | 1-2 | 50% |
| 2 nd FG% | 17-38 | 44.7% |
| 3PT% | 5-17 | 29.4% |
| FT% | 5-10 | 50% |
| GM FG% | 28-69 | 40.6% |
| 3PT% | 7-29 | 24.1% |
| FT% | 6-12 | 50.0% |

Dead Ball Rebounds: 4, 0

Technical Fouls::NONE

| | MSH | FIU |
|------------------|---------------------------|---------------------------|
| Biggest lead | 19 (1 st 0:48) | 2 (1 st 17:44) |
| Best Scoring Run | 7 (1 st 6:20) | 8 (2 nd 10:52) |
| Lead Changes | 6 | |
| Times Tied | 2 | |
| Time with Lead | 38:03 | 01:11 |

| Points from | MSH | FIU |
|---------------|-----|-----|
| Turnovers | 16 | 16 |
| Paint | 30 | 38 |
| Second Chance | 17 | 12 |
| Fast Breaks | 10 | 9 |
| Bench | 15 | 21 |

| | Period by Period Scoring | | |
|-----|--------------------------|-----|-----|
| | 1st | 2nd | TOT |
| MSH | 44 | 36 | 80 |
| FIU | 25 | 44 | 69 |





LMU (CA) at FIU

11/21/23 John Gray Gymnasium, George Town, Cayman Islands
2023-24 Men's Basketball

Officials: Paul Szelc, Tony Chiazza, Mark Riggs

LMU (CA) - 61

Record: 3-3

| NO. | Name | Min | FG | 3P | FT | Rebounds | | | Fouls | | TP | AS | TO | ST | Blocks | | +/- |
|---------------|------------------|---------|-------|------|-------|----------|----|-----|-------|----|----|----|----|----|--------|----|-----|
| | | | M-A | M-A | M-A | OR | DR | TOT | PF | FD | | | | | BS | BA | |
| 23 | Alex Merkviladze | F 21:23 | 3-8 | 1-3 | 2-3 | 1 | 3 | 4 | 1 | 2 | 9 | 0 | 1 | 2 | 0 | 1 | 8 |
| 34 | Keli Leaupepe | F 21:15 | 2-4 | 1-1 | 2-2 | 0 | 0 | 0 | 4 | 2 | 7 | 1 | 1 | 1 | 0 | 0 | 3 |
| 15 | Lars Thiemann | C 27:17 | 1-1 | 0-0 | 4-4 | 1 | 3 | 4 | 3 | 2 | 6 | 0 | 1 | 0 | 2 | 0 | -5 |
| 3 | Justice Hill | G 27:54 | 3-9 | 1-5 | 0-0 | 1 | 1 | 2 | 0 | 2 | 7 | 2 | 6 | 1 | 1 | 0 | 4 |
| 5 | Justin Wright | G 30:03 | 4-10 | 0-3 | 7-7 | 0 | 8 | 8 | 3 | 5 | 15 | 0 | 2 | 0 | 0 | 1 | -2 |
| 4 | Will Johnston | 19:43 | 1-5 | 0-3 | 2-2 | 0 | 0 | 0 | 1 | 1 | 4 | 2 | 4 | 1 | 0 | 0 | -2 |
| 21 | Michael Graham | 12:43 | 1-2 | 0-0 | 0-0 | 2 | 3 | 5 | 0 | 0 | 2 | 0 | 1 | 0 | 1 | 0 | 6 |
| 55 | Dominick Harris | 24:09 | 2-7 | 1-4 | 2-4 | 1 | 3 | 4 | 0 | 4 | 7 | 1 | 3 | 0 | 0 | 0 | -8 |
| 16 | Aaron McBride | 15:33 | 2-2 | 0-0 | 0-0 | 4 | 1 | 5 | 0 | 0 | 4 | 1 | 0 | 0 | 0 | 0 | 1 |
| Team | | | | | | 2 | 3 | 5 | | | 0 | | | | | | |
| Totals | | | 19-48 | 4-19 | 19-22 | 12 | 25 | 37 | 12 | 18 | 61 | 7 | 19 | 5 | 4 | 2 | 1 |

| Shooting By Period | | |
|---------------------|-------|-------|
| 1 st FG% | 13-25 | 52.0% |
| 3PT% | 4-10 | 40.0% |
| FT% | 11-12 | 91.7% |
| 2 nd FG% | 6-23 | 26.1% |
| 3PT% | 0-9 | 0.0% |
| FT% | 8-10 | 80% |
| GM FG% | 19-48 | 39.6% |
| 3PT% | 4-19 | 21.1% |
| FT% | 19-22 | 86.4% |

Dead Ball Rebounds: 2, 0

Technical Fouls::NONE

FIU - 60

Record: 1-6

| NO. | Name | Min | FG | 3P | FT | Rebounds | | | Fouls | | TP | AS | TO | ST | Blocks | | +/- |
|---------------|---------------------|---------|-------|------|-----|----------|----|-----|-------|----|----|----|----|----|--------|----|-----|
| | | | M-A | M-A | M-A | OR | DR | TOT | PF | FD | | | | | BS | BA | |
| 21 | Jonathan Aybar | F 28:34 | 5-8 | 0-1 | 1-2 | 1 | 3 | 4 | 3 | 6 | 11 | 0 | 2 | 0 | 1 | 1 | 4 |
| 4 | Seth Pinkney | C 14:55 | 3-4 | 0-1 | 1-2 | 2 | 3 | 5 | 4 | 2 | 7 | 3 | 1 | 0 | 1 | 0 | 4 |
| 1 | Dashon Gittens | G 32:09 | 9-15 | 1-3 | 0-0 | 1 | 2 | 3 | 2 | 1 | 19 | 2 | 2 | 1 | 0 | 0 | -1 |
| 2 | Arturo Dean | G 30:05 | 4-15 | 1-1 | 1-2 | 0 | 0 | 0 | 2 | 1 | 10 | 4 | 3 | 4 | 0 | 1 | 10 |
| 23 | Petar Krivokapic | G 23:33 | 2-3 | 0-1 | 0-0 | 0 | 0 | 0 | 1 | 2 | 4 | 0 | 0 | 0 | 0 | 0 | -2 |
| 3 | Javaunte Hawkins | 12:15 | 1-6 | 1-5 | 0-0 | 1 | 2 | 3 | 0 | 0 | 3 | 1 | 1 | 0 | 0 | 0 | -4 |
| 11 | Jayden Brewer | 03:40 | 0-1 | 0-1 | 0-0 | 0 | 0 | 0 | 0 | 0 | 0 | 0 | 0 | 0 | 0 | 0 | -2 |
| 33 | Mohamed Sanogo | 18:13 | 3-7 | 0-0 | 0-0 | 2 | 2 | 4 | 4 | 0 | 6 | 1 | 1 | 0 | 0 | 2 | -4 |
| 12 | Dante Wilcox | 05:53 | 0-0 | 0-0 | 0-0 | 0 | 0 | 0 | 1 | 0 | 0 | 0 | 1 | 0 | 0 | 0 | -5 |
| 31 | George Pridgett Jr. | 09:34 | 0-3 | 0-2 | 0-0 | 1 | 1 | 2 | 0 | 0 | 0 | 1 | 0 | 1 | 0 | 0 | -9 |
| 5 | Jaidon Lipscomb | 01:21 | 0-1 | 0-1 | 0-0 | 0 | 0 | 0 | 0 | 0 | 0 | 0 | 0 | 0 | 0 | 0 | -4 |
| 24 | Jaden Grant | 19:48 | 0-1 | 0-0 | 0-0 | 1 | 2 | 3 | 1 | 0 | 0 | 0 | 0 | 5 | 0 | 0 | 8 |
| Team | | | | | | 4 | 3 | 7 | | | 0 | | | | | | |
| Totals | | | 27-64 | 3-16 | 3-6 | 13 | 18 | 31 | 18 | 12 | 60 | 12 | 11 | 11 | 2 | 4 | -1 |

| Shooting By Period | | |
|---------------------|-------|-------|
| 1 st FG% | 13-30 | 43.3% |
| 3PT% | 2-10 | 20.0% |
| FT% | 2-4 | 50% |
| 2 nd FG% | 14-34 | 41.2% |
| 3PT% | 1-6 | 16.7% |
| FT% | 1-2 | 50% |
| GM FG% | 27-64 | 42.2% |
| 3PT% | 3-16 | 18.8% |
| FT% | 3-6 | 50.0% |

Dead Ball Rebounds: 2, 0

Technical Fouls::NONE

| | LMU | FIU |
|------------------|----------------------------|---------------------------|
| Biggest lead | 13 (2 nd 19:31) | 5 (1 st 14:58) |
| Best Scoring Run | 9 (1 st 12:52) | 8 (2 nd 9:36) |
| Lead Changes | 8 | |
| Times Tied | 3 | |
| Time with Lead | 30:12 | 06:46 |

| Points from | LMU | FIU |
|---------------|-----|-----|
| Turnovers | 11 | 18 |
| Paint | 26 | 42 |
| Second Chance | 12 | 14 |
| Fast Breaks | 0 | 7 |
| Bench | 17 | 9 |

| | Period by Period Scoring | | |
|-----|--------------------------|-----|-----|
| | 1st | 2nd | TOT |
| LMU | 41 | 20 | 61 |
| FIU | 30 | 30 | 60 |





Officials: Marques Pettigrew, Brent Hampton, Shane Land

Kennesaw St. - 84

Record: 4-3

| NO. Name | Min | FG | 3P | FT | Rebounds | | | Fouls | | TP | AS | TO | ST | Blocks | | +/- |
|---------------------|---------|-------|-------|-------|----------|----|-----|-------|----|----|----|----|----|--------|----|-----|
| | | M-A | M-A | M-A | OR | DR | TOT | PF | FD | | | | | BS | BA | |
| 0 Demond Robinson | F 34:09 | 5-9 | 1-3 | 4-9 | 7 | 5 | 12 | 2 | 5 | 15 | 0 | 0 | 2 | 1 | 0 | -3 |
| 3 Jamel King | F 18:58 | 2-9 | 2-8 | 2-2 | 1 | 0 | 1 | 3 | 1 | 8 | 0 | 1 | 0 | 2 | 0 | -15 |
| 1 Terrell Burden | G 35:32 | 3-16 | 1-4 | 6-7 | 1 | 2 | 3 | 3 | 8 | 13 | 10 | 3 | 3 | 0 | 4 | -3 |
| 2 RJ Johnson | G 18:19 | 1-3 | 1-2 | 1-2 | 3 | 3 | 6 | 3 | 1 | 4 | 2 | 3 | 0 | 0 | 0 | -4 |
| 5 Simeon Cottle | G 33:33 | 7-13 | 4-8 | 2-3 | 0 | 1 | 1 | 2 | 4 | 20 | 0 | 2 | 3 | 1 | 1 | -5 |
| 23 Quincy Ademokoya | 24:37 | 5-13 | 0-6 | 3-5 | 2 | 3 | 5 | 1 | 3 | 13 | 1 | 1 | 2 | 0 | 1 | -8 |
| 10 Frankqon Sherman | 07:08 | 0-1 | 0-1 | 0-0 | 0 | 1 | 1 | 1 | 0 | 0 | 0 | 0 | 0 | 0 | 0 | -3 |
| 25 Rongie Gordon | 27:44 | 5-7 | 1-3 | 0-0 | 1 | 6 | 7 | 5 | 0 | 11 | 1 | 1 | 2 | 1 | 0 | 6 |
| Team | | | | | 3 | 1 | 4 | | | 0 | | 0 | | | | |
| Totals | | 28-71 | 10-35 | 18-28 | 18 | 22 | 40 | 20 | 22 | 84 | 14 | 11 | 12 | 5 | 6 | -7 |

| Shooting By Period | | |
|---------------------|-------|-------|
| 1 st FG% | 14-37 | 37.8% |
| 3PT% | 6-21 | 28.6% |
| FT% | 6-9 | 66.7% |
| 2 nd FG% | 14-34 | 41.2% |
| 3PT% | 4-14 | 28.6% |
| FT% | 12-19 | 63.2% |
| GM FG% | 28-71 | 39.4% |
| 3PT% | 10-35 | 28.6% |
| FT% | 18-28 | 64.3% |

Dead Ball Rebounds: 4, 0

Technical Fouls: Cottle 1st 10:17 Ademokoya 2nd 15:07

FIU - 91

Record: 2-6

| NO. Name | Min | FG | 3P | FT | Rebounds | | | Fouls | | TP | AS | TO | ST | Blocks | | +/- |
|------------------------|---------|-------|------|-------|----------|----|-----|-------|----|----|----|----|----|--------|----|-----|
| | | M-A | M-A | M-A | OR | DR | TOT | PF | FD | | | | | BS | BA | |
| 21 Jonathan Aybar | F 22:38 | 4-4 | 1-1 | 3-5 | 1 | 3 | 4 | 4 | 5 | 12 | 2 | 3 | 1 | 0 | 0 | 9 |
| 4 Seth Pinkney | C 21:30 | 1-1 | 0-0 | 2-2 | 1 | 3 | 4 | 4 | 2 | 4 | 2 | 1 | 0 | 4 | 0 | 6 |
| 1 Dashon Gittens | G 34:12 | 4-10 | 0-2 | 5-7 | 0 | 6 | 6 | 4 | 3 | 13 | 3 | 4 | 1 | 2 | 0 | -1 |
| 3 Javaunte Hawkins | G 25:47 | 7-12 | 4-8 | 4-5 | 0 | 1 | 1 | 2 | 1 | 22 | 1 | 1 | 1 | 0 | 0 | -2 |
| 23 Petar Krivokapic | G 23:10 | 3-11 | 1-6 | 2-2 | 0 | 0 | 0 | 0 | 1 | 9 | 1 | 1 | 1 | 0 | 2 | -4 |
| 2 Arturo Dean | 23:34 | 6-9 | 0-1 | 1-2 | 1 | 6 | 7 | 3 | 4 | 13 | 5 | 7 | 4 | 0 | 1 | 10 |
| 33 Mohamed Sanogo | 07:38 | 2-3 | 0-0 | 1-2 | 2 | 0 | 2 | 1 | 1 | 5 | 0 | 1 | 0 | 0 | 1 | 3 |
| 12 Dante Wilcox | 07:52 | 1-2 | 0-0 | 0-0 | 1 | 0 | 1 | 1 | 0 | 2 | 0 | 0 | 0 | 0 | 1 | 10 |
| 24 Jaden Grant | 18:11 | 1-2 | 1-1 | 1-2 | 0 | 3 | 3 | 2 | 1 | 4 | 1 | 0 | 0 | 0 | 0 | 13 |
| 11 Jayden Brewer | 13:19 | 3-3 | 0-0 | 1-1 | 1 | 3 | 4 | 0 | 1 | 7 | 0 | 0 | 0 | 0 | 0 | -4 |
| 31 George Pridgett Jr. | 02:09 | 0-0 | 0-0 | 0-0 | 0 | 1 | 1 | 1 | 0 | 0 | 0 | 0 | 0 | 0 | 0 | -5 |
| Team | | | | | 1 | 5 | 6 | | | 0 | | 0 | | | | |
| Totals | | 32-57 | 7-19 | 20-28 | 8 | 31 | 39 | 22 | 19 | 91 | 15 | 18 | 8 | 6 | 5 | 7 |

| Shooting By Period | | |
|---------------------|-------|-------|
| 1 st FG% | 16-28 | 57.1% |
| 3PT% | 3-9 | 33.3% |
| FT% | 10-11 | 90.9% |
| 2 nd FG% | 16-29 | 55.2% |
| 3PT% | 4-10 | 40.0% |
| FT% | 10-17 | 58.8% |
| GM FG% | 32-57 | 56.1% |
| 3PT% | 7-19 | 36.8% |
| FT% | 20-28 | 71.4% |

Dead Ball Rebounds: 3, 0

Technical Fouls: NONE

| | KSU | FIU |
|------------------|---------------------------|----------------------------|
| Biggest lead | 0 (1 st 20:00) | 17 (2 nd 13:56) |
| Best Scoring Run | 7 (1 st 1:06) | 9 (2 nd 13:56) |
| Lead Changes | 0 | |
| Times Tied | 0 | |
| Time with Lead | 00:00 | 39:26 |

| Points from | KSU | FIU |
|---------------|-----|-----|
| Turnovers | 18 | 8 |
| Paint | 34 | 40 |
| Second Chance | 16 | 7 |
| Fast Breaks | 14 | 4 |
| Bench | 24 | 31 |

| | Period by Period Scoring | | |
|-----|--------------------------|-----|-----|
| | 1st | 2nd | TOT |
| KSU | 40 | 44 | 84 |
| FIU | 45 | 46 | 91 |





Officials: Ramie Styons, Darron George, Mick Fieldbinder

FGCU - 68

Record: 2-6

| NO. | Name | F | Min | FG | 3P | FT | Rebounds | | | Fouls | | TP | AS | TO | ST | Blocks | | +/- |
|---------------|-------------------|---|-------|-------|------|-------|----------|----|-----|-------|----|----|----|----|----|--------|----|-----|
| | | | | M-A | M-A | M-A | OR | DR | TOT | PF | FD | | | | | BS | BA | |
| 10 | Zach Anderson | F | 25:02 | 1-2 | 0-1 | 1-2 | 0 | 2 | 2 | 0 | 1 | 3 | 1 | 4 | 0 | 1 | 0 | 4 |
| 32 | Keeshawn Kellman | F | 24:09 | 2-3 | 0-0 | 5-6 | 5 | 5 | 10 | 4 | 3 | 9 | 2 | 2 | 1 | 1 | 0 | 6 |
| 11 | Isaiah Thompson | G | 32:12 | 4-10 | 2-5 | 11-13 | 0 | 1 | 1 | 1 | 11 | 21 | 3 | 6 | 1 | 0 | 1 | 1 |
| 12 | Franco Miller Jr. | G | 25:59 | 2-4 | 1-2 | 1-2 | 0 | 5 | 5 | 3 | 2 | 6 | 3 | 1 | 2 | 1 | 0 | 7 |
| 23 | Dallion Johnson | G | 35:53 | 7-14 | 5-11 | 0-0 | 0 | 6 | 6 | 0 | 2 | 19 | 1 | 0 | 0 | 0 | 0 | 9 |
| 0 | Dakota Rivers | | 15:51 | 3-5 | 0-2 | 0-2 | 0 | 2 | 2 | 1 | 2 | 6 | 0 | 1 | 0 | 4 | 0 | -3 |
| 1 | Rahmir Barno | | 22:52 | 0-2 | 0-0 | 2-2 | 0 | 2 | 2 | 2 | 1 | 2 | 3 | 4 | 1 | 1 | 0 | -5 |
| 4 | Cyrus Largie | | 18:02 | 1-3 | 0-0 | 0-0 | 1 | 1 | 2 | 1 | 0 | 2 | 0 | 2 | 0 | 0 | 0 | -4 |
| Team | | | | | | | 2 | 2 | 4 | | | 0 | | 0 | | | | |
| Totals | | | | 20-43 | 8-21 | 20-27 | 8 | 26 | 34 | 12 | 22 | 68 | 13 | 20 | 5 | 8 | 1 | 3 |

| Shooting By Period | | |
|--------------------|-------|-------|
| 1st FG% | 8-20 | 40.0% |
| 3PT% | 2-10 | 20.0% |
| FT% | 11-14 | 78.6% |
| 2nd FG% | 12-23 | 52.2% |
| 3PT% | 6-11 | 54.5% |
| FT% | 9-13 | 69.2% |
| GM FG% | 20-43 | 46.5% |
| 3PT% | 8-21 | 38.1% |
| FT% | 20-27 | 74.1% |

Dead Ball Rebounds: 2, 0

Technical Fouls::NONE

FIU - 65

Record: 2-7

| NO. | Name | F | Min | FG | 3P | FT | Rebounds | | | Fouls | | TP | AS | TO | ST | Blocks | | +/- |
|---------------|------------------|---|-------|-------|------|------|----------|----|-----|-------|----|----|----|----|----|--------|----|-----|
| | | | | M-A | M-A | M-A | OR | DR | TOT | PF | FD | | | | | BS | BA | |
| 21 | Jonathan Aybar | F | 22:26 | 3-5 | 2-3 | 2-2 | 2 | 2 | 4 | 3 | 3 | 10 | 2 | 1 | 0 | 0 | 0 | -10 |
| 4 | Seth Pinkney | C | 18:18 | 1-1 | 0-0 | 0-4 | 0 | 3 | 3 | 4 | 2 | 2 | 0 | 0 | 0 | 0 | 0 | 15 |
| 1 | Dashon Gittens | G | 30:21 | 1-7 | 1-5 | 0-0 | 0 | 0 | 0 | 1 | 0 | 3 | 4 | 2 | 0 | 0 | 3 | 13 |
| 2 | Arturo Dean | G | 33:49 | 6-14 | 0-3 | 1-1 | 1 | 6 | 7 | 2 | 2 | 13 | 4 | 2 | 10 | 1 | 1 | 5 |
| 23 | Petar Krivokapic | G | 17:11 | 2-4 | 1-2 | 0-0 | 0 | 0 | 0 | 1 | 0 | 5 | 1 | 2 | 1 | 0 | 1 | 4 |
| 3 | Javaunte Hawkins | | 22:51 | 5-13 | 4-10 | 0-0 | 0 | 4 | 4 | 3 | 0 | 14 | 2 | 1 | 0 | 0 | 1 | -7 |
| 11 | Jayden Brewer | | 23:28 | 8-11 | 0-0 | 2-5 | 1 | 2 | 3 | 2 | 4 | 18 | 1 | 2 | 3 | 0 | 2 | -5 |
| 33 | Mohamed Sanogo | | 14:02 | 0-1 | 0-0 | 0-0 | 0 | 0 | 0 | 2 | 1 | 0 | 0 | 3 | 1 | 0 | 0 | -17 |
| 12 | Dante Wilcox | | 02:16 | 0-0 | 0-0 | 0-0 | 0 | 0 | 0 | 0 | 0 | 0 | 0 | 1 | 0 | 0 | 0 | -1 |
| 24 | Jaden Grant | | 11:31 | 0-0 | 0-0 | 0-0 | 0 | 1 | 1 | 2 | 0 | 0 | 0 | 0 | 0 | 0 | 0 | -11 |
| 0 | Okechukwu Okeke | | 03:47 | 0-0 | 0-0 | 0-0 | 0 | 0 | 0 | 2 | 0 | 0 | 0 | 0 | 0 | 0 | 0 | -1 |
| Team | | | | | | | 4 | 2 | 6 | | | 0 | | 2 | | | | |
| Totals | | | | 26-56 | 8-23 | 5-12 | 8 | 20 | 28 | 22 | 12 | 65 | 14 | 16 | 15 | 1 | 8 | -3 |

| Shooting By Period | | |
|--------------------|-------|-------|
| 1st FG% | 18-31 | 58.1% |
| 3PT% | 5-11 | 45.5% |
| FT% | 3-5 | 60% |
| 2nd FG% | 8-25 | 32.0% |
| 3PT% | 3-12 | 25.0% |
| FT% | 2-7 | 28.6% |
| GM FG% | 26-56 | 46.4% |
| 3PT% | 8-23 | 34.8% |
| FT% | 5-12 | 41.7% |

Dead Ball Rebounds: 3, 0

Technical Fouls::NONE

| | FGCU | FIU |
|------------------|----------------------------|---------------------------|
| Biggest lead | 7 (2 nd 6:58) | 15 (1 st 0:27) |
| Best Scoring Run | 11 (2 nd 11:14) | 7 (1 st 14:41) |
| Lead Changes | 1 | |
| Times Tied | 2 | |
| Time with Lead | 09:55 | 28:04 |

| Points from | FGCU | FIU |
|---------------|------|-----|
| Turnovers | 14 | 15 |
| Paint | 22 | 36 |
| Second Chance | 11 | 2 |
| Fast Breaks | 12 | 4 |
| Bench | 10 | 32 |

| | Period by Period Scoring | | |
|------|--------------------------|-----|-----|
| | 1st | 2nd | TOT |
| FGCU | 29 | 39 | 68 |
| FIU | 44 | 21 | 65 |





Officials: Kevin Mathis, Barry Mathis, Klyde Mulla

LIU - 59

Record: 1-6

| NO. | Name | F | Min | FG | 3P | FT | Rebounds | | | Fouls | | TP | AS | TO | ST | Blocks | | +/- |
|---------------|-------------------|---|-------|-------|------|-------|----------|----|-----|-------|----|----|----|----|----|--------|----|-----|
| | | | | M-A | M-A | M-A | OR | DR | TOT | PF | FD | | | | | BS | BA | |
| 23 | Nikola Djapa | F | 26:54 | 3-4 | 0-1 | 0-0 | 4 | 6 | 10 | 4 | 0 | 6 | 1 | 2 | 0 | 0 | 0 | -2 |
| 2 | Eric Acker | G | 32:53 | 4-10 | 2-3 | 2-2 | 0 | 2 | 2 | 0 | 2 | 12 | 1 | 9 | 1 | 0 | 1 | -18 |
| 10 | RJ Greene | G | 40:00 | 4-6 | 0-0 | 5-8 | 0 | 7 | 7 | 4 | 5 | 13 | 1 | 3 | 1 | 1 | 0 | -15 |
| 11 | Terell Strickland | G | 31:01 | 5-12 | 1-4 | 1-3 | 0 | 7 | 7 | 3 | 4 | 12 | 1 | 5 | 1 | 0 | 2 | -10 |
| 13 | Tai Strickland | G | 35:00 | 4-10 | 0-3 | 3-4 | 1 | 4 | 5 | 2 | 3 | 11 | 0 | 6 | 0 | 0 | 2 | -10 |
| 21 | Ahmed Essahaty | | 04:40 | 0-0 | 0-0 | 0-0 | 0 | 0 | 0 | 0 | 0 | 0 | 0 | 0 | 0 | 0 | 0 | 2 |
| 6 | Tana Kopa | | 20:21 | 2-5 | 1-4 | 0-2 | 0 | 3 | 3 | 2 | 1 | 5 | 0 | 1 | 1 | 1 | 0 | -11 |
| 15 | CJ Delancy | | 09:11 | 0-2 | 0-0 | 0-0 | 1 | 1 | 2 | 1 | 1 | 0 | 0 | 1 | 0 | 1 | 0 | -11 |
| Team | | | | | | | 4 | 1 | 5 | | | 0 | | 0 | | | | |
| Totals | | | | 22-49 | 4-15 | 11-19 | 10 | 31 | 41 | 16 | 16 | 59 | 4 | 27 | 4 | 3 | 5 | -15 |

| Shooting By Period | | |
|---------------------|-------|-------|
| 1 st FG% | 10-25 | 40.0% |
| 3PT% | 1-7 | 14.3% |
| FT% | 3-6 | 50% |
| 2 nd FG% | 12-24 | 50.0% |
| 3PT% | 3-8 | 37.5% |
| FT% | 8-13 | 61.5% |
| GM FG% | 22-49 | 44.9% |
| 3PT% | 4-15 | 26.7% |
| FT% | 11-19 | 57.9% |

Dead Ball Rebounds: 3, 1

Technical Fouls::NONE

FIU - 74

Record: 3-7

| NO. | Name | C | Min | FG | 3P | FT | Rebounds | | | Fouls | | TP | AS | TO | ST | Blocks | | +/- |
|---------------|---------------------|---|-------|-------|------|-------|----------|----|-----|-------|----|----|----|----|----|--------|----|-----|
| | | | | M-A | M-A | M-A | OR | DR | TOT | PF | FD | | | | | BS | BA | |
| 4 | Seth Pinkney | C | 19:14 | 3-3 | 0-0 | 0-0 | 1 | 1 | 2 | 5 | 0 | 6 | 0 | 0 | 1 | 0 | 0 | 8 |
| 1 | Dashon Gittens | G | 26:05 | 1-6 | 0-3 | 0-0 | 0 | 5 | 5 | 2 | 0 | 2 | 1 | 2 | 1 | 0 | 0 | 11 |
| 2 | Arturo Dean | G | 30:24 | 11-22 | 2-5 | 3-4 | 1 | 5 | 6 | 2 | 2 | 27 | 4 | 3 | 7 | 1 | 1 | 18 |
| 12 | Dante Wilcox | G | 11:42 | 0-1 | 0-0 | 2-2 | 1 | 1 | 2 | 0 | 1 | 2 | 1 | 0 | 1 | 1 | 0 | -4 |
| 23 | Petar Krivokapic | G | 17:07 | 0-5 | 0-4 | 2-4 | 0 | 0 | 0 | 2 | 2 | 2 | 2 | 0 | 1 | 0 | 0 | 6 |
| 0 | Okechukwu Okeke | | 20:46 | 4-8 | 1-1 | 4-7 | 2 | 1 | 3 | 1 | 6 | 13 | 0 | 1 | 3 | 2 | 1 | 7 |
| 3 | Javaunte Hawkins | | 24:44 | 2-7 | 0-4 | 0-0 | 0 | 3 | 3 | 0 | 1 | 4 | 5 | 1 | 2 | 0 | 0 | 9 |
| 11 | Jayden Brewer | | 23:46 | 5-10 | 1-2 | 3-5 | 3 | 2 | 5 | 3 | 4 | 14 | 1 | 1 | 1 | 1 | 1 | 18 |
| 24 | Jaden Grant | | 15:05 | 1-1 | 0-0 | 0-0 | 1 | 1 | 2 | 0 | 0 | 2 | 0 | 0 | 1 | 0 | 0 | 3 |
| 31 | George Pridgett Jr. | | 01:09 | 0-1 | 0-1 | 0-0 | 0 | 0 | 0 | 0 | 0 | 0 | 0 | 0 | 0 | 0 | 0 | -2 |
| 5 | Jaidon Lipscomb | | 09:58 | 1-1 | 0-0 | 0-0 | 0 | 1 | 1 | 1 | 0 | 2 | 1 | 1 | 1 | 0 | 0 | 1 |
| Team | | | | | | | 1 | 2 | 3 | | | 0 | | 0 | | | | |
| Totals | | | | 28-65 | 4-20 | 14-22 | 10 | 22 | 32 | 16 | 16 | 74 | 15 | 9 | 19 | 5 | 3 | 15 |

| Shooting By Period | | |
|---------------------|-------|-------|
| 1 st FG% | 12-34 | 35.3% |
| 3PT% | 3-14 | 21.4% |
| FT% | 4-6 | 66.7% |
| 2 nd FG% | 16-31 | 51.6% |
| 3PT% | 1-6 | 16.7% |
| FT% | 10-16 | 62.5% |
| GM FG% | 28-65 | 43.1% |
| 3PT% | 4-20 | 20.0% |
| FT% | 14-22 | 63.6% |

Dead Ball Rebounds: 3, 0

Technical Fouls::NONE

| | LIU | FIU |
|------------------|---------------------------|---------------------------|
| Biggest lead | 3 (1 st 18:40) | 15 (2 nd 0:24) |
| Best Scoring Run | 6 (2 nd 7:06) | 9 (1 st 8:07) |
| Lead Changes | 1 | |
| Times Tied | 1 | |
| Time with Lead | 00:58 | 37:16 |

| Points from | LIU | FIU |
|---------------|-----|-----|
| Turnovers | 4 | 28 |
| Paint | 22 | 48 |
| Second Chance | 13 | 8 |
| Fast Breaks | 5 | 10 |
| Bench | 5 | 35 |

| | Period by Period Scoring | | |
|-----|--------------------------|-----|-----|
| | 1st | 2nd | TOT |
| LIU | 24 | 35 | 59 |
| FIU | 31 | 43 | 74 |





Officials: Pat Adams, Todd Austin, Tony Chiazza

FIU - 60

Record: 3-8

| NO. | Name | Min | FG | | | Rebounds | | | Fouls | | TP | AS | TO | ST | Blocks | | +/- |
|---------------|---------------------|---------|-------|-------|-----|----------|----|-----|-------|----|----|----|----|----|--------|----|-----|
| | | | M-A | M-A | M-A | OR | DR | TOT | PF | FD | | | | | BS | BA | |
| 21 | Jonathan Aybar | F 09:39 | 0-2 | 0-0 | 0-0 | 0 | 0 | 0 | 0 | 2 | 0 | 0 | 1 | 0 | 0 | 0 | -20 |
| 4 | Seth Pinkney | C 22:05 | 2-2 | 0-0 | 2-2 | 1 | 4 | 5 | 3 | 2 | 6 | 0 | 1 | 1 | 2 | 0 | -9 |
| 1 | Dashon Gittens | G 29:21 | 3-7 | 0-3 | 0-0 | 3 | 2 | 5 | 2 | 3 | 6 | 2 | 0 | 1 | 0 | 0 | -24 |
| 2 | Arturo Dean | G 28:10 | 2-12 | 0-4 | 0-0 | 0 | 2 | 2 | 1 | 1 | 4 | 4 | 6 | 3 | 0 | 0 | -24 |
| 23 | Petar Krivokapic | G 10:36 | 0-5 | 0-2 | 0-0 | 0 | 0 | 0 | 1 | 0 | 0 | 0 | 0 | 0 | 0 | 1 | -15 |
| 0 | Okechukwu Okeke | 04:55 | 0-3 | 0-1 | 0-0 | 1 | 0 | 1 | 2 | 0 | 0 | 0 | 1 | 0 | 0 | 1 | -10 |
| 3 | Javaunte Hawkins | 24:45 | 4-10 | 4-8 | 0-0 | 1 | 1 | 2 | 3 | 1 | 12 | 1 | 1 | 0 | 0 | 0 | -19 |
| 11 | Jayden Brewer | 10:58 | 1-3 | 0-0 | 0-0 | 0 | 2 | 2 | 0 | 0 | 2 | 0 | 3 | 1 | 0 | 0 | -22 |
| 24 | Jaden Grant | 18:44 | 0-2 | 0-1 | 0-1 | 1 | 2 | 3 | 2 | 1 | 0 | 3 | 0 | 0 | 0 | 0 | -12 |
| 33 | Mohamed Sanogo | 01:29 | 0-0 | 0-0 | 0-0 | 0 | 0 | 0 | 0 | 0 | 0 | 0 | 1 | 0 | 0 | 0 | -5 |
| 12 | Dante Wilcox | 09:40 | 2-3 | 0-0 | 1-2 | 0 | 0 | 0 | 2 | 4 | 5 | 0 | 2 | 1 | 0 | 1 | -8 |
| 5 | Jaidon Lipscomb | 18:31 | 6-9 | 5-7 | 0-0 | 1 | 0 | 1 | 1 | 0 | 17 | 0 | 0 | 0 | 0 | 1 | -2 |
| 31 | George Pridgett Jr. | 11:07 | 3-7 | 2-5 | 0-0 | 0 | 0 | 0 | 0 | 0 | 8 | 1 | 0 | 0 | 0 | 0 | 0 |
| Team | | | | | | 4 | 2 | 6 | | | 0 | | | 1 | | | |
| Totals | | | 23-65 | 11-31 | 3-5 | 12 | 15 | 27 | 17 | 14 | 60 | 11 | 17 | 7 | 2 | 4 | -34 |

| Shooting By Period | | |
|---------------------|-------|-------|
| 1 st FG% | 8-30 | 26.7% |
| 3PT% | 3-14 | 21.4% |
| FT% | 1-2 | 50% |
| 2 nd FG% | 15-35 | 42.9% |
| 3PT% | 8-17 | 47.1% |
| FT% | 2-3 | 66.7% |
| GM FG% | 23-65 | 35.4% |
| 3PT% | 11-31 | 35.5% |
| FT% | 3-5 | 60.0% |

Dead Ball Rebounds: 0, 0

Technical Fouls: Wilcox 1st 0:27

#15 Fla. Atlantic - 94

Record: 8-2

| NO. | Name | Min | FG | | | Rebounds | | | Fouls | | TP | AS | TO | ST | Blocks | | +/- |
|---------------|----------------------|---------|-------|-------|-------|----------|----|-----|-------|----|----|----|----|----|--------|----|-----|
| | | | M-A | M-A | M-A | OR | DR | TOT | PF | FD | | | | | BS | BA | |
| 50 | Vladislav Goldin | F 20:24 | 3-3 | 0-0 | 3-7 | 0 | 9 | 9 | 1 | 5 | 9 | 1 | 2 | 0 | 1 | 0 | 10 |
| 1 | Johnell Davis | G 26:19 | 6-9 | 2-3 | 2-2 | 2 | 2 | 4 | 1 | 1 | 16 | 3 | 2 | 4 | 0 | 0 | 34 |
| 12 | Jalen Gaffney | G 28:02 | 3-3 | 1-1 | 0-0 | 0 | 5 | 5 | 2 | 0 | 7 | 6 | 2 | 2 | 0 | 0 | 34 |
| 15 | Alijah Martin | G 24:01 | 4-9 | 3-6 | 3-4 | 2 | 3 | 5 | 3 | 2 | 14 | 1 | 4 | 3 | 1 | 2 | 18 |
| 23 | Brandon Weatherspoon | G 22:37 | 4-8 | 3-6 | 1-2 | 0 | 1 | 1 | 1 | 1 | 12 | 2 | 0 | 0 | 0 | 0 | 12 |
| 0 | Brenen Lorient | 17:06 | 1-3 | 0-2 | 2-4 | 1 | 1 | 2 | 1 | 3 | 4 | 3 | 1 | 0 | 1 | 0 | 9 |
| 3 | Giancarlo Rosado | 14:24 | 3-3 | 0-0 | 0-4 | 0 | 4 | 4 | 2 | 3 | 6 | 3 | 3 | 0 | 0 | 0 | 23 |
| 4 | Bryan Greenlee | 25:36 | 5-8 | 2-2 | 0-0 | 0 | 4 | 4 | 3 | 1 | 12 | 3 | 1 | 1 | 0 | 0 | 22 |
| 25 | Tre Carroll | 08:21 | 2-4 | 0-1 | 0-0 | 3 | 0 | 3 | 1 | 0 | 4 | 0 | 2 | 0 | 0 | 0 | 4 |
| 5 | Isaiah Gaines | 05:12 | 2-2 | 0-0 | 0-0 | 0 | 1 | 1 | 0 | 0 | 4 | 1 | 0 | 0 | 1 | 0 | 1 |
| 21 | Alejandro Ralat | 05:12 | 1-2 | 0-1 | 0-0 | 0 | 0 | 0 | 0 | 0 | 2 | 1 | 0 | 0 | 0 | 0 | 1 |
| 13 | Jack Johnson | 01:23 | 0-0 | 0-0 | 0-0 | 0 | 0 | 0 | 0 | 0 | 0 | 0 | 0 | 0 | 0 | 0 | 1 |
| 30 | Leo Beath | 01:23 | 2-2 | 0-0 | 0-0 | 0 | 0 | 0 | 0 | 0 | 4 | 0 | 0 | 0 | 0 | 0 | 1 |
| Team | | | | | | 4 | 1 | 5 | | | 0 | | | 0 | | | |
| Totals | | | 36-56 | 11-22 | 11-23 | 12 | 31 | 43 | 15 | 16 | 94 | 24 | 17 | 10 | 4 | 2 | 34 |

| Shooting By Period | | |
|---------------------|-------|-------|
| 1 st FG% | 16-26 | 61.5% |
| 3PT% | 5-10 | 50.0% |
| FT% | 6-16 | 37.5% |
| 2 nd FG% | 20-30 | 66.7% |
| 3PT% | 6-12 | 50.0% |
| FT% | 5-7 | 71.4% |
| GM FG% | 36-56 | 64.3% |
| 3PT% | 11-22 | 50.0% |
| FT% | 11-23 | 47.8% |

Dead Ball Rebounds: 5, 1

Technical Fouls: Rosado 1st 0:27

| | FIU | FAU |
|------------------|---------------------------|----------------------------|
| Biggest lead | 0 (1 st 20:00) | 37 (2 nd 9:14) |
| Best Scoring Run | 8 (2 nd 7:20) | 11 (2 nd 18:35) |
| Lead Changes | 0 | |
| Times Tied | 0 | |
| Time with Lead | 00:00 | 39:33 |

| | FIU | FAU |
|---------------|-----|-----|
| Points from | | |
| Turnovers | 18 | 23 |
| Paint | 20 | 48 |
| Second Chance | 10 | 12 |
| Fast Breaks | 5 | 14 |
| Bench | 44 | 36 |

| | Period by Period Scoring | | |
|-----|--------------------------|-----|-----|
| | 1st | 2nd | TOT |
| FIU | 20 | 40 | 60 |
| FAU | 43 | 51 | 94 |





Official Basketball Box Score - Final
Trinity (FL) at FIU
 12/16/23 Ocean Bank Convocation Center, Miami
 2023-24 Men's Basketball

Game Time: 6:00 PM
 Game Duration: 1:53
 Attendance: 586

Officials: Steve Divine, Mike O'Neil, Klyde Mulla

Trinity (FL) - 55

Record: 0-3

| NO. | Name | Min | FG | | | Rebounds | | | Fouls | | TP | AS | TO | ST | Blocks | | +/- |
|---------------|----------------|---------|-------|------|-------|----------|----|-----|-------|----|----|----|----|----|--------|----|-----|
| | | | M-A | M-A | M-A | OR | DR | TOT | PF | FD | | | | | BS | BA | |
| 2 | DJ Nunnery | G 33:59 | 3-12 | 0-4 | 0-0 | 0 | 1 | 1 | 1 | 0 | 6 | 1 | 4 | 1 | 0 | 1 | -78 |
| 3 | Jadon Jenkins | G 22:57 | 5-14 | 0-5 | 0-0 | 2 | 2 | 4 | 2 | 4 | 10 | 0 | 6 | 0 | 0 | 0 | -61 |
| 4 | Jaylin Bain | G 30:41 | 3-14 | 1-3 | 13-19 | 0 | 2 | 2 | 0 | 10 | 20 | 3 | 4 | 3 | 0 | 4 | -73 |
| 11 | Malik Gordon | G 32:37 | 1-6 | 0-3 | 8-12 | 0 | 2 | 2 | 3 | 6 | 10 | 2 | 1 | 1 | 0 | 1 | -78 |
| 23 | Ikareem Lamar | G 23:45 | 0-5 | 0-0 | 0-0 | 1 | 2 | 3 | 2 | 0 | 0 | 0 | 1 | 1 | 0 | 1 | -54 |
| 5 | Jason McCoy | 19:45 | 2-5 | 2-5 | 0-0 | 0 | 3 | 3 | 2 | 3 | 6 | 0 | 0 | 0 | 0 | 0 | -29 |
| 0 | Jason Brown | 14:22 | 1-5 | 1-2 | 0-0 | 0 | 0 | 0 | 4 | 0 | 3 | 0 | 0 | 1 | 0 | 0 | -30 |
| 14 | Joshua Berrios | 18:54 | 0-3 | 0-1 | 0-0 | 1 | 0 | 1 | 2 | 0 | 0 | 0 | 1 | 0 | 0 | 1 | -45 |
| 10 | Brandon Behar | 03:00 | 0-1 | 0-1 | 0-0 | 0 | 0 | 0 | 0 | 0 | 0 | 0 | 0 | 0 | 0 | 0 | -7 |
| Team | | | | | | 2 | 1 | 3 | | | 0 | | 0 | | | | |
| Totals | | | 15-65 | 4-24 | 21-31 | 6 | 13 | 19 | 16 | 23 | 55 | 6 | 17 | 7 | 0 | 8 | -91 |

| Shooting By Period | | |
|---------------------|-------|-------|
| 1 st FG% | 8-32 | 25.0% |
| 3PT% | 3-13 | 23.1% |
| FT% | 12-17 | 70.6% |
| 2 nd FG% | 7-33 | 21.2% |
| 3PT% | 1-11 | 9.1% |
| FT% | 9-14 | 64.3% |
| GM FG% | 15-65 | 23.1% |
| 3PT% | 4-24 | 16.7% |
| FT% | 21-31 | 67.7% |

Dead Ball Rebounds: 4, 0

Technical Fouls::NONE

FIU - 146

Record: 4-8

| NO. | Name | Min | FG | | | Rebounds | | | Fouls | | TP | AS | TO | ST | Blocks | | +/- |
|---------------|----------------------|---------|-------|-------|-------|----------|----|-----|-------|----|-----|----|----|----|--------|----|-----|
| | | | M-A | M-A | M-A | OR | DR | TOT | PF | FD | | | | | BS | BA | |
| 4 | Seth Pinkney | C 14:59 | 5-7 | 0-0 | 2-2 | 4 | 2 | 6 | 2 | 1 | 12 | 0 | 0 | 0 | 3 | 0 | 37 |
| 1 | Dashon Gittens | G 15:16 | 0-1 | 0-0 | 2-2 | 1 | 4 | 5 | 0 | 1 | 2 | 3 | 2 | 1 | 0 | 0 | 47 |
| 2 | Arturo Dean | G 14:40 | 4-8 | 0-2 | 2-2 | 1 | 4 | 5 | 3 | 1 | 10 | 7 | 2 | 3 | 0 | 0 | 47 |
| 3 | Javaunte Hawkins | G 08:56 | 4-5 | 4-5 | 2-2 | 0 | 2 | 2 | 2 | 1 | 14 | 1 | 1 | 2 | 0 | 0 | 32 |
| 23 | Petar Krivokapic | G 14:59 | 4-8 | 1-4 | 2-2 | 1 | 3 | 4 | 1 | 1 | 11 | 2 | 1 | 2 | 0 | 0 | 38 |
| 24 | Jaden Grant | 17:08 | 2-4 | 2-3 | 0-0 | 1 | 6 | 7 | 3 | 0 | 6 | 5 | 2 | 1 | 0 | 0 | 26 |
| 5 | Jaidon Lipscomb | 16:29 | 9-11 | 5-7 | 0-0 | 3 | 1 | 4 | 2 | 0 | 23 | 1 | 2 | 0 | 1 | 0 | 41 |
| 11 | Jayden Brewer | 15:01 | 7-8 | 1-1 | 3-4 | 0 | 4 | 4 | 3 | 3 | 18 | 2 | 1 | 1 | 1 | 0 | 22 |
| 0 | Okechukwu Okeke | 18:55 | 5-7 | 0-0 | 1-1 | 3 | 7 | 10 | 1 | 4 | 11 | 3 | 0 | 0 | 1 | 0 | 36 |
| 31 | George Priddgett Jr. | 18:23 | 2-9 | 2-8 | 0-0 | 0 | 4 | 4 | 1 | 0 | 6 | 2 | 0 | 1 | 0 | 0 | 26 |
| 12 | Dante Wilcox | 14:24 | 3-4 | 0-0 | 1-4 | 4 | 1 | 5 | 2 | 3 | 7 | 2 | 0 | 0 | 0 | 0 | 32 |
| 33 | Mohamed Sanogo | 14:19 | 5-6 | 0-0 | 2-2 | 1 | 5 | 6 | 1 | 1 | 12 | 2 | 3 | 2 | 1 | 0 | 29 |
| 22 | Onyx Pastoriza | 08:38 | 4-7 | 3-4 | 0-0 | 0 | 3 | 3 | 1 | 0 | 11 | 1 | 2 | 0 | 0 | 0 | 21 |
| 15 | Renato Ruiz | 07:53 | 1-1 | 1-1 | 0-0 | 1 | 1 | 2 | 1 | 0 | 3 | 4 | 1 | 0 | 1 | 0 | 21 |
| Team | | | | | | 0 | 3 | 3 | | | 0 | | 1 | | | | |
| Totals | | | 55-86 | 19-35 | 17-21 | 20 | 50 | 70 | 23 | 16 | 146 | 35 | 18 | 13 | 8 | 0 | 91 |

| Shooting By Period | | |
|---------------------|-------|-------|
| 1 st FG% | 23-44 | 52.3% |
| 3PT% | 11-22 | 50.0% |
| FT% | 16-18 | 88.9% |
| 2 nd FG% | 32-42 | 76.2% |
| 3PT% | 8-13 | 61.5% |
| FT% | 1-3 | 33.3% |
| GM FG% | 55-86 | 64.0% |
| 3PT% | 19-35 | 54.3% |
| FT% | 17-21 | 81.0% |

Dead Ball Rebounds: 2, 0

Technical Fouls::NONE

| | TCF | FIU |
|------------------|---------------------------|----------------------------|
| Biggest lead | 0 (1 st 20:00) | 94 (2 nd 1:16) |
| Best Scoring Run | 4 (1 st 5:24) | 12 (2 nd 14:44) |
| Lead Changes | 0 | |
| Times Tied | 0 | |
| Time with Lead | 00:00 | 39:15 |

| | TCF | FIU |
|---------------|-----|-----|
| Points from | | |
| Turnovers | 12 | 27 |
| Paint | 12 | 70 |
| Second Chance | 3 | 20 |
| Fast Breaks | 4 | 18 |
| Bench | 9 | 97 |

| | Period by Period Scoring | | |
|-----|--------------------------|-----|-----|
| | 1st | 2nd | TOT |
| TCF | 31 | 24 | 55 |
| FIU | 73 | 73 | 146 |





Officials: Raymie Styons, Clarence Armstrong, Tyler Kumpf

Stetson - 80

Record: 7-5

| NO. | Name | Min | FG | 3P | FT | Rebounds | | | Fouls | | TP | AS | TO | ST | Blocks | | +/- |
|---------------|------------------|---------|-------|-------|------|----------|----|-----|-------|----|----|----|----|----|--------|----|-----|
| | | | M-A | M-A | M-A | OR | DR | TOT | PF | FD | | | | | BS | BA | |
| 0 | Alec Oglesby | G 36:11 | 7-12 | 6-9 | 2-2 | 1 | 7 | 8 | 2 | 2 | 22 | 2 | 1 | 1 | 0 | 1 | 15 |
| 1 | Tristan Gross | G 26:30 | 1-5 | 1-4 | 0-0 | 2 | 1 | 3 | 2 | 1 | 3 | 1 | 0 | 0 | 0 | 0 | 8 |
| 5 | Jalen Blackmon | G 37:28 | 10-22 | 6-13 | 2-2 | 1 | 5 | 6 | 1 | 2 | 28 | 1 | 1 | 1 | 1 | 0 | 15 |
| 21 | Aubin Gateretse | G 30:41 | 7-10 | 0-0 | 2-4 | 4 | 8 | 12 | 4 | 5 | 16 | 0 | 1 | 0 | 4 | 0 | 12 |
| 30 | Stephan Swenson | G 31:16 | 3-9 | 1-4 | 2-2 | 0 | 9 | 9 | 4 | 4 | 9 | 14 | 4 | 0 | 0 | 1 | 26 |
| 2 | Bruce Kanno | 15:38 | 0-1 | 0-0 | 0-0 | 1 | 2 | 3 | 2 | 1 | 0 | 0 | 1 | 0 | 0 | 0 | 9 |
| 42 | Treyton Thompson | 09:19 | 0-1 | 0-1 | 0-0 | 0 | 2 | 2 | 0 | 0 | 0 | 0 | 1 | 0 | 0 | 0 | 0 |
| 23 | Cyncier Harrison | 12:03 | 1-4 | 0-1 | 0-0 | 0 | 0 | 0 | 3 | 2 | 2 | 0 | 2 | 0 | 0 | 1 | -20 |
| 3 | GianCarlo Valdez | 00:54 | 0-0 | 0-0 | 0-0 | 0 | 0 | 0 | 0 | 0 | 0 | 0 | 0 | 0 | 0 | 0 | -5 |
| Team | | | | | | 3 | 3 | 6 | | | 0 | | 1 | | | | |
| Totals | | | 29-64 | 14-32 | 8-10 | 12 | 37 | 49 | 18 | 17 | 80 | 18 | 12 | 2 | 5 | 3 | 12 |

| Shooting By Period | | |
|--------------------|------|-------------|
| 1 st | FG% | 14-34 41.2% |
| | 3PT% | 4-15 26.7% |
| | FT% | 4-6 66.7% |
| 2 nd | FG% | 15-30 50.0% |
| | 3PT% | 10-17 58.8% |
| | FT% | 4-4 100% |
| GM | FG% | 29-64 45.3% |
| | 3PT% | 14-32 43.8% |
| | FT% | 8-10 80.0% |

Dead Ball Rebounds: 1, 0

Technical Fouls::NONE

FIU - 68

Record: 4-9

| NO. | Name | Min | FG | 3P | FT | Rebounds | | | Fouls | | TP | AS | TO | ST | Blocks | | +/- |
|---------------|------------------|---------|-------|------|-------|----------|----|-----|-------|----|----|----|----|----|--------|----|-----|
| | | | M-A | M-A | M-A | OR | DR | TOT | PF | FD | | | | | BS | BA | |
| 21 | Jonathan Aybar | F 13:20 | 1-2 | 0-1 | 0-0 | 0 | 2 | 2 | 3 | 1 | 2 | 2 | 0 | 0 | 0 | 0 | -8 |
| 4 | Seth Pinkney | C 25:20 | 2-3 | 0-0 | 4-6 | 1 | 1 | 2 | 1 | 5 | 8 | 0 | 0 | 1 | 1 | 0 | -2 |
| 1 | Dashon Gittens | G 26:17 | 6-11 | 1-2 | 0-0 | 2 | 4 | 6 | 2 | 0 | 13 | 2 | 3 | 1 | 0 | 1 | 1 |
| 2 | Arturo Dean | G 24:11 | 1-11 | 0-2 | 0-0 | 1 | 5 | 6 | 2 | 1 | 2 | 5 | 2 | 1 | 0 | 1 | -25 |
| 23 | Petar Krivokapic | G 12:41 | 1-7 | 1-5 | 0-0 | 0 | 0 | 0 | 1 | 2 | 3 | 1 | 0 | 0 | 0 | 0 | -7 |
| 3 | Javaunte Hawkins | 26:04 | 5-13 | 4-8 | 3-3 | 1 | 2 | 3 | 2 | 2 | 17 | 2 | 0 | 0 | 0 | 2 | 3 |
| 0 | Okechukwu Okeke | 03:07 | 0-0 | 0-0 | 0-0 | 0 | 1 | 1 | 1 | 0 | 0 | 0 | 0 | 0 | 0 | 0 | 0 |
| 5 | Jaidon Lipscomb | 26:14 | 3-8 | 3-7 | 2-5 | 0 | 4 | 4 | 3 | 2 | 11 | 3 | 0 | 1 | 0 | 0 | -2 |
| 11 | Jayden Brewer | 15:07 | 3-8 | 0-1 | 2-3 | 1 | 0 | 1 | 0 | 3 | 8 | 1 | 0 | 0 | 1 | 1 | -15 |
| 24 | Jaden Grant | 13:21 | 1-3 | 0-2 | 0-0 | 1 | 1 | 2 | 1 | 1 | 2 | 0 | 0 | 0 | 0 | 0 | -4 |
| 12 | Dante Wilcox | 06:09 | 0-2 | 0-0 | 2-2 | 1 | 0 | 1 | 1 | 1 | 2 | 2 | 0 | 1 | 1 | 0 | 5 |
| 33 | Mohamed Sanogo | 08:09 | 0-0 | 0-0 | 0-0 | 0 | 0 | 0 | 0 | 0 | 0 | 0 | 0 | 0 | 0 | 0 | -6 |
| Team | | | | | | 3 | 4 | 7 | | | 0 | | 0 | | | | |
| Totals | | | 23-68 | 9-28 | 13-19 | 11 | 24 | 35 | 17 | 18 | 68 | 18 | 5 | 5 | 3 | 5 | -12 |

| Shooting By Period | | |
|--------------------|------|-------------|
| 1 st | FG% | 13-33 39.4% |
| | 3PT% | 4-13 30.8% |
| | FT% | 6-7 85.7% |
| 2 nd | FG% | 10-35 28.6% |
| | 3PT% | 5-15 33.3% |
| | FT% | 7-12 58.3% |
| GM | FG% | 23-68 33.8% |
| | 3PT% | 9-28 32.1% |
| | FT% | 13-19 68.4% |

Dead Ball Rebounds: 3, 0

Technical Fouls::NONE

| | STE | FIU |
|------------------|---------------------------|---------------------------|
| Biggest lead | 13 (2 nd 1:14) | 12 (1 st 9:14) |
| Best Scoring Run | 13(2 nd 14:46) | 11(1 st 9:14) |
| Lead Changes | 5 | |
| Times Tied | 3 | |
| Time with Lead | 18:27 | 18:55 |

| | STE | FIU |
|---------------|-----|-----|
| Points from | | |
| Turnovers | 3 | 12 |
| Paint | 24 | 28 |
| Second Chance | 6 | 6 |
| Fast Breaks | 18 | 13 |
| Bench | 2 | 40 |

| | Period by Period Scoring | | |
|-----|--------------------------|-----|-----|
| | 1st | 2nd | TOT |
| STE | 36 | 44 | 80 |
| FIU | 36 | 32 | 68 |





Official Basketball Box Score - Final
Maine at FIU
 12/21/23 Ocean Bank Convocation Center, Miami
 2023-24 Men's Basketball

Game Time: 7:00 PM
 Game Duration: 1:51
 Attendance: 602

Officials: Barry Mathis, Allen Sutton, Randal Anders

Maine - 74

Record: 8-6

| NO. | Name | F | Min | FG | | | 3P | | | FT | | | Rebounds | | | Fouls | | TP | AS | TO | ST | Blocks | | +/- |
|---------------|--------------------------|---|-------|-------|------|-------|-----|-----|----|----|-----|----|----------|----|----|-------|---|----|----|-----|-----|--------|--|-----|
| | | | | M-A | M-A | M-A | M-A | M-A | OR | DR | TOT | PF | FD | BS | BA | | | | | | | | | |
| 4 | Adam Cisse | F | 12:46 | 4-6 | 0-0 | 0-0 | 1 | 1 | 2 | 2 | 1 | 8 | 0 | 0 | 0 | 0 | 0 | 0 | 0 | 1 | 1 | -3 | | |
| 44 | Peter Filipovity | F | 35:07 | 6-13 | 0-2 | 4-6 | 3 | 4 | 7 | 0 | 4 | 16 | 3 | 0 | 2 | 1 | 3 | 0 | 2 | 1 | 3 | -2 | | |
| 2 | Ja'Shonte Wright-Mcleish | G | 35:07 | 4-9 | 3-5 | 2-2 | 1 | 0 | 1 | 3 | 3 | 13 | 3 | 0 | 5 | 0 | 0 | 5 | 0 | 0 | -5 | | | |
| 3 | Jaden Clayton | G | 35:38 | 2-6 | 0-1 | 6-8 | 0 | 3 | 3 | 4 | 6 | 10 | 9 | 4 | 1 | 0 | 0 | 0 | 0 | 0 | -16 | | | |
| 14 | A.J. Lopez | G | 29:32 | 6-11 | 1-5 | 0-1 | 0 | 3 | 3 | 2 | 2 | 13 | 0 | 2 | 0 | 1 | 0 | 1 | 0 | 5 | | | | |
| 11 | Kristians Feierbergs | | 26:19 | 4-6 | 1-2 | 0-0 | 0 | 6 | 6 | 3 | 0 | 9 | 1 | 3 | 3 | 1 | 1 | 1 | 1 | -2 | | | | |
| 22 | Quion Burns | | 16:02 | 1-4 | 0-2 | 3-3 | 1 | 2 | 3 | 2 | 0 | 5 | 1 | 0 | 1 | 0 | 0 | 0 | 0 | -10 | | | | |
| 0 | Logan Carey | | 08:34 | 0-2 | 0-1 | 0-0 | 0 | 0 | 0 | 2 | 0 | 0 | 0 | 0 | 2 | 0 | 0 | 0 | 0 | -4 | | | | |
| 12 | Milos Nenadic | | 00:55 | 0-0 | 0-0 | 0-0 | 0 | 0 | 0 | 0 | 0 | 0 | 0 | 0 | 0 | 0 | 0 | 0 | 0 | 0 | -3 | | | |
| Team | | | | | | | 0 | 1 | 1 | | | 0 | | | 0 | | | | | | | | | |
| Totals | | | | 27-57 | 5-18 | 15-20 | 6 | 20 | 26 | 18 | 16 | 74 | 17 | 11 | 12 | 4 | 5 | | | | | -8 | | |

| Shooting By Period | | |
|---------------------|-------|-------|
| 1 st FG% | 12-26 | 46.2% |
| 3PT% | 2-9 | 22.2% |
| FT% | 10-12 | 83.3% |
| 2 nd FG% | 15-31 | 48.4% |
| 3PT% | 3-9 | 33.3% |
| FT% | 5-8 | 62.5% |
| GM FG% | 27-57 | 47.4% |
| 3PT% | 5-18 | 27.8% |
| FT% | 15-20 | 75.0% |

Dead Ball Rebounds: 2, 0

Technical Fouls::NONE

FIU - 82

Record: 5-9

| NO. | Name | F | Min | FG | | | 3P | | | FT | | | Rebounds | | | Fouls | | TP | AS | TO | ST | Blocks | | +/- |
|---------------|---------------------|---|-------|-------|------|-------|-----|-----|----|----|-----|----|----------|----|----|-------|---|----|----|----|----|--------|--|-----|
| | | | | M-A | M-A | M-A | M-A | M-A | OR | DR | TOT | PF | FD | BS | BA | | | | | | | | | |
| 21 | Jonathan Aybar | F | 20:21 | 2-4 | 0-1 | 0-0 | 1 | 3 | 4 | 3 | 1 | 4 | 0 | 2 | 1 | 0 | 1 | 1 | | | 1 | | | |
| 4 | Seth Pinkney | C | 20:59 | 1-2 | 0-0 | 1-2 | 1 | 5 | 6 | 2 | 1 | 3 | 1 | 0 | 0 | 3 | 1 | 10 | | | | | | |
| 1 | Dashon Gittens | G | 29:18 | 2-4 | 0-1 | 2-4 | 1 | 1 | 2 | 1 | 3 | 6 | 7 | 2 | 1 | 1 | 0 | 8 | | | | | | |
| 2 | Arturo Dean | G | 24:23 | 6-11 | 0-1 | 2-2 | 3 | 3 | 6 | 4 | 3 | 14 | 0 | 5 | 3 | 0 | 0 | 15 | | | | | | |
| 3 | Javaunte Hawkins | G | 30:54 | 7-14 | 2-5 | 4-5 | 1 | 4 | 5 | 2 | 4 | 20 | 3 | 1 | 0 | 0 | 2 | 5 | | | | | | |
| 0 | Okechukwu Okeke | | 02:05 | 0-0 | 0-0 | 0-0 | 0 | 2 | 2 | 0 | 0 | 0 | 0 | 1 | 0 | 0 | 0 | -2 | | | | | | |
| 5 | Jaidon Lipscomb | | 16:40 | 4-8 | 3-6 | 0-0 | 1 | 0 | 1 | 0 | 0 | 11 | 1 | 2 | 0 | 0 | 0 | 0 | | | | | | |
| 11 | Jayden Brewer | | 15:59 | 3-4 | 0-0 | 3-4 | 2 | 6 | 8 | 1 | 2 | 9 | 1 | 2 | 0 | 1 | 0 | 3 | | | | | | |
| 12 | Dante Wilcox | | 02:05 | 0-1 | 0-0 | 0-0 | 0 | 0 | 0 | 0 | 0 | 0 | 0 | 1 | 0 | 0 | 0 | -2 | | | | | | |
| 24 | Jaden Grant | | 05:06 | 0-0 | 0-0 | 1-2 | 0 | 2 | 2 | 0 | 1 | 1 | 0 | 0 | 0 | 0 | 0 | -6 | | | | | | |
| 23 | Petar Krivokapic | | 06:28 | 0-2 | 0-2 | 0-0 | 0 | 0 | 0 | 0 | 0 | 0 | 0 | 0 | 0 | 0 | 0 | -4 | | | | | | |
| 33 | Mohamed Sanogo | | 09:27 | 1-1 | 0-0 | 0-1 | 3 | 0 | 3 | 2 | 2 | 2 | 1 | 1 | 0 | 0 | 0 | 2 | | | | | | |
| 31 | George Pridgett Jr. | | 16:14 | 4-8 | 3-7 | 1-1 | 0 | 0 | 0 | 1 | 1 | 12 | 0 | 0 | 0 | 0 | 0 | 10 | | | | | | |
| Team | | | | | | | 2 | 1 | 3 | | | 0 | | | 0 | | | | | | | | | |
| Totals | | | | 30-59 | 8-23 | 14-21 | 15 | 27 | 42 | 16 | 18 | 82 | 14 | 17 | 5 | 5 | 4 | 8 | | | | | | |

| Shooting By Period | | |
|---------------------|-------|-------|
| 1 st FG% | 13-29 | 44.8% |
| 3PT% | 3-12 | 25.0% |
| FT% | 6-8 | 75% |
| 2 nd FG% | 17-30 | 56.7% |
| 3PT% | 5-11 | 45.5% |
| FT% | 8-13 | 61.5% |
| GM FG% | 30-59 | 50.8% |
| 3PT% | 8-23 | 34.8% |
| FT% | 14-21 | 66.7% |

Dead Ball Rebounds: 1, 0

Technical Fouls::NONE

| | MAI | FIU |
|------------------|--------------------------|---------------------------|
| Biggest lead | 7 (1 st 5:15) | 9 (2 nd 5:54) |
| Best Scoring Run | 7(1 st 10:18) | 10(2 nd 12:47) |
| Lead Changes | 6 | |
| Times Tied | 6 | |
| Time with Lead | 16:49 | 19:10 |

| | MAI | FIU |
|---------------|-----|-----|
| Points from | | |
| Turnovers | 16 | 18 |
| Paint | 42 | 36 |
| Second Chance | 6 | 12 |
| Fast Breaks | 10 | 4 |
| Bench | 14 | 35 |

| | Period by Period Scoring | | |
|-----|--------------------------|-----|-----|
| | 1st | 2nd | TOT |
| MAI | 36 | 38 | 74 |
| FIU | 35 | 47 | 82 |





Official Basketball Box Score - Final
FIU at Utah Tech
 12/30/23 Burns, St. George, Utah
 2023-24 Men's Basketball

Game Time: 3:00 PM
 Game Duration: 2:40
 Attendance: 1,213

Officials: James Ford, Quinton Reece, Donn Berdahl

FIU - 92

Record: 5-10

| NO. | Name | Min | FG | 3P | FT | Rebounds | | | Fouls | | TP | AS | TO | ST | Blocks | | +/- |
|---------------|----------------------|---------|-------|-------|-------|----------|----|-----|-------|----|----|----|----|----|--------|----|-----|
| | | | M-A | M-A | M-A | OR | DR | TOT | PF | FD | | | | | BS | BA | |
| 4 | Seth Pinkney | C 21:59 | 0-0 | 0-0 | 1-2 | 1 | 1 | 2 | 5 | 1 | 1 | 0 | 1 | 0 | 0 | 0 | -3 |
| 1 | Dashon Gittens | G 26:55 | 1-7 | 0-2 | 1-2 | 0 | 4 | 4 | 4 | 2 | 3 | 2 | 1 | 0 | 0 | 1 | 0 |
| 2 | Arturo Dean | G 29:33 | 8-17 | 1-4 | 4-7 | 1 | 4 | 5 | 5 | 6 | 21 | 3 | 1 | 6 | 0 | 1 | 3 |
| 3 | Javaunte Hawkins | G 34:26 | 10-20 | 5-12 | 2-4 | 0 | 3 | 3 | 4 | 2 | 27 | 4 | 1 | 3 | 0 | 1 | 1 |
| 5 | Jaidon Lipscomb | G 33:48 | 5-11 | 3-8 | 0-1 | 1 | 4 | 5 | 2 | 1 | 13 | 3 | 1 | 5 | 0 | 0 | 1 |
| 33 | Mohamed Sanogo | 19:48 | 5-6 | 0-0 | 2-6 | 3 | 1 | 4 | 3 | 6 | 12 | 1 | 1 | 0 | 1 | 0 | 0 |
| 11 | Jayden Brewer | 16:31 | 1-4 | 0-0 | 2-7 | 1 | 1 | 2 | 2 | 6 | 4 | 1 | 0 | 0 | 0 | 1 | -5 |
| 23 | Petar Krivokapic | 09:46 | 1-4 | 1-4 | 0-1 | 0 | 1 | 1 | 2 | 1 | 3 | 0 | 0 | 1 | 0 | 0 | -5 |
| 31 | George Priddgett Jr. | 13:26 | 1-4 | 1-4 | 0-0 | 0 | 2 | 2 | 2 | 0 | 3 | 1 | 0 | 0 | 0 | 0 | -6 |
| 12 | Dante Wilcox | 10:26 | 1-1 | 1-1 | 0-0 | 1 | 1 | 2 | 2 | 1 | 3 | 1 | 2 | 0 | 0 | 0 | -1 |
| 24 | Jaden Grant | 08:22 | 0-0 | 0-0 | 2-2 | 0 | 1 | 1 | 1 | 1 | 2 | 0 | 0 | 0 | 0 | 0 | -5 |
| Team | | | | | | 2 | 1 | 3 | | | 0 | | | 1 | | | |
| Totals | | | 33-74 | 12-35 | 14-32 | 10 | 24 | 34 | 32 | 27 | 92 | 16 | 9 | 15 | 1 | 4 | -4 |

| Shooting By Period | | |
|--------------------|------|-------------|
| 1 st | FG% | 14-30 46.7% |
| | 3PT% | 7-18 38.9% |
| | FT% | 4-12 33.3% |
| 2 nd | FG% | 15-34 44.1% |
| | 3PT% | 4-12 33.3% |
| | FT% | 10-18 55.6% |
| OT | FG% | 4-10 40.0% |
| | 3PT% | 1-5 20.0% |
| | FT% | 0-2 0% |
| GM | FG% | 33-74 44.6% |
| | 3PT% | 12-35 34.3% |
| | FT% | 14-32 43.8% |

Dead Ball Rebounds: 6, 0

Technical Fouls::NONE

Utah Tech - 96

Record: 6-7

| NO. | Name | Min | FG | 3P | FT | Rebounds | | | Fouls | | TP | AS | TO | ST | Blocks | | +/- |
|---------------|---------------------|---------|-------|-------|-------|----------|----|-----|-------|----|----|----|----|----|--------|----|-----|
| | | | M-A | M-A | M-A | OR | DR | TOT | PF | FD | | | | | BS | BA | |
| 5 | Hamed Olayinka | F 16:44 | 4-5 | 0-0 | 0-2 | 1 | 3 | 4 | 4 | 3 | 8 | 0 | 1 | 0 | 0 | 0 | 12 |
| 32 | Tanner Christensen | F 34:02 | 6-9 | 0-1 | 3-4 | 5 | 5 | 10 | 4 | 4 | 15 | 5 | 2 | 0 | 4 | 0 | -5 |
| 0 | Beon Riley | G 11:42 | 0-2 | 0-0 | 1-2 | 1 | 7 | 8 | 4 | 2 | 1 | 0 | 1 | 0 | 0 | 0 | -10 |
| 1 | Aric Demings | G 30:33 | 4-7 | 1-1 | 10-16 | 1 | 6 | 7 | 0 | 9 | 19 | 3 | 4 | 0 | 0 | 0 | -3 |
| 11 | Noa Gonsalves | G 39:25 | 7-12 | 7-11 | 0-0 | 0 | 3 | 3 | 3 | 1 | 21 | 1 | 3 | 1 | 0 | 0 | 0 |
| 10 | Tennessee Rainwater | 09:45 | 0-4 | 0-1 | 1-2 | 1 | 2 | 3 | 0 | 1 | 1 | 0 | 2 | 0 | 0 | 0 | 6 |
| 30 | Unisa Turay | 16:47 | 2-6 | 1-3 | 0-0 | 2 | 1 | 3 | 4 | 2 | 5 | 2 | 4 | 0 | 0 | 0 | 4 |
| 20 | Caleb Stearman | 12:17 | 1-3 | 0-0 | 2-2 | 3 | 2 | 5 | 1 | 4 | 4 | 1 | 2 | 0 | 0 | 1 | 1 |
| 2 | Angelo Kambala | 26:37 | 2-8 | 2-6 | 5-7 | 0 | 3 | 3 | 2 | 4 | 11 | 4 | 2 | 0 | 0 | 0 | 10 |
| 23 | Stone Hutchings | 02:15 | 0-0 | 0-0 | 0-0 | 0 | 1 | 1 | 1 | 0 | 0 | 0 | 0 | 0 | 0 | 0 | 0 |
| 3 | Jaylen Searles | 24:53 | 4-8 | 3-3 | 0-1 | 1 | 4 | 5 | 4 | 2 | 11 | 2 | 3 | 0 | 0 | 0 | 5 |
| Team | | | | | | 3 | 3 | 6 | | | 0 | | | 1 | | | |
| Totals | | | 30-64 | 14-26 | 22-36 | 18 | 40 | 58 | 27 | 32 | 96 | 18 | 25 | 1 | 4 | 1 | 4 |

| Shooting By Period | | |
|--------------------|------|-------------|
| 1 st | FG% | 11-28 39.3% |
| | 3PT% | 7-15 46.7% |
| | FT% | 7-11 63.6% |
| 2 nd | FG% | 15-28 53.6% |
| | 3PT% | 6-10 60.0% |
| | FT% | 11-17 64.7% |
| OT | FG% | 4-8 50.0% |
| | 3PT% | 1-1 100.0% |
| | FT% | 4-8 50% |
| GM | FG% | 30-64 46.9% |
| | 3PT% | 14-26 53.8% |
| | FT% | 22-36 61.1% |

Dead Ball Rebounds: 6, 3

Technical Fouls::NONE

| | FIU | UTU |
|------------------|---------------------------|---------------------------|
| Biggest lead | 12 (1 st 4:59) | 10 (2 nd 4:41) |
| Best Scoring Run | 8 (1 st 4:59) | 13 (2 nd 6:11) |
| Lead Changes | 2 | |
| Times Tied | 4 | |
| Time with Lead | 29:21 | 12:49 |

| Points from | FIU | UTU |
|---------------|-----|-----|
| Turnovers | 34 | 3 |
| Paint | 32 | 30 |
| Second Chance | 10 | 20 |
| Fast Breaks | 13 | 13 |
| Bench | 27 | 32 |

| | Period by Period Scoring | | | |
|-----|--------------------------|-----|-----|-----|
| | 1st | 2nd | OT1 | TOT |
| FIU | 39 | 44 | 9 | 92 |
| UTU | 36 | 47 | 13 | 96 |





Officials: Kevin Mathis, Barry Mathis, Alexander Thompson

FIU - 63

Record: 5-11 (0-1)

| NO. | Name | F/C | Min | FG | | | 3P | | | FT | | | Rebounds | | | Fouls | | TP | AS | TO | ST | Blocks | | +/- |
|---------------|---------------------|-----|-------|-------|------|-------|-----|-----|----|----|-----|----|----------|----|----|-------|---|-----|----|----|----|--------|----|-----|
| | | | | M-A | M-A | M-A | M-A | M-A | OR | DR | TOT | PF | FD | BS | BA | | | | | | | | | |
| 21 | Jonathan Aybar | F | 15:30 | 1-4 | 0-1 | 0-0 | 0 | 1 | 1 | 3 | 1 | 2 | 0 | 0 | 0 | 0 | 0 | 0 | 0 | 0 | 0 | 1 | -1 | |
| 4 | Seth Pinkney | C | 11:18 | 0-0 | 0-0 | 3-4 | 1 | 1 | 2 | 2 | 3 | 3 | 0 | 0 | 0 | 0 | 0 | 0 | 0 | 0 | 1 | 0 | -9 | |
| 1 | Dashon Gittens | G | 17:45 | 0-2 | 0-1 | 4-6 | 0 | 0 | 0 | 4 | 3 | 4 | 0 | 0 | 0 | 1 | 0 | 0 | 0 | 0 | 0 | -1 | | |
| 2 | Arturo Dean | G | 33:38 | 4-13 | 0-2 | 1-2 | 1 | 4 | 5 | 3 | 2 | 9 | 5 | 2 | 4 | 0 | 2 | 9 | 5 | 2 | 4 | 0 | 9 | |
| 3 | Javaunte Hawkins | G | 34:42 | 6-14 | 2-8 | 1-1 | 0 | 2 | 2 | 1 | 2 | 15 | 2 | 1 | 2 | 0 | 0 | -17 | 2 | 1 | 2 | 0 | 0 | |
| 5 | Jaidon Lipscomb | | 23:18 | 1-5 | 1-3 | 0-0 | 1 | 0 | 1 | 0 | 0 | 3 | 1 | 2 | 2 | 0 | 1 | 4 | 2 | 2 | 0 | 1 | 4 | |
| 11 | Jayden Brewer | | 22:26 | 5-9 | 0-0 | 3-5 | 3 | 2 | 5 | 1 | 4 | 13 | 1 | 1 | 1 | 1 | 1 | -1 | 1 | 1 | 1 | 1 | -1 | |
| 33 | Mohamed Sanogo | | 08:44 | 1-1 | 0-0 | 0-0 | 0 | 1 | 1 | 0 | 0 | 2 | 0 | 0 | 1 | 1 | 0 | -3 | 0 | 1 | 1 | 0 | -3 | |
| 23 | Petar Krivokapic | | 09:55 | 0-2 | 0-2 | 0-0 | 0 | 0 | 0 | 1 | 0 | 0 | 2 | 1 | 0 | 0 | 0 | -7 | 2 | 1 | 0 | 0 | 0 | |
| 31 | George Pridgett Jr. | | 03:56 | 0-0 | 0-0 | 0-0 | 0 | 0 | 0 | 0 | 1 | 0 | 0 | 0 | 0 | 0 | 0 | -12 | 0 | 0 | 0 | 0 | 0 | |
| 24 | Jaden Grant | | 02:39 | 0-0 | 0-0 | 0-0 | 0 | 0 | 0 | 1 | 0 | 0 | 0 | 0 | 0 | 0 | 0 | -2 | 0 | 0 | 0 | 0 | 0 | |
| 12 | Dante Wilcox | | 00:48 | 0-0 | 0-0 | 0-0 | 0 | 0 | 0 | 0 | 0 | 0 | 0 | 0 | 0 | 0 | 0 | -2 | 0 | 0 | 0 | 0 | 0 | |
| 0 | Okechukwu Okeke | | 15:21 | 6-10 | 0-0 | 0-0 | 1 | 2 | 3 | 2 | 0 | 12 | 0 | 0 | 0 | 0 | 7 | 0 | 0 | 0 | 1 | 0 | 7 | |
| Team | | | | | | | 3 | 4 | 7 | | | 0 | | | 1 | | | | | | | | | |
| Totals | | | | 24-60 | 3-17 | 12-18 | 10 | 17 | 27 | 18 | 16 | 63 | 11 | 8 | 11 | 4 | 5 | -7 | | | | | | |

| Shooting By Period | | |
|---------------------|-------|-------|
| 1 st FG% | 11-29 | 37.9% |
| 3PT% | 1-8 | 12.5% |
| FT% | 5-6 | 83.3% |
| 2 nd FG% | 13-31 | 41.9% |
| 3PT% | 2-9 | 22.2% |
| FT% | 7-12 | 58.3% |
| GM FG% | 24-60 | 40.0% |
| 3PT% | 3-17 | 17.6% |
| FT% | 12-18 | 66.7% |

Dead Ball Rebounds: 2, 0

Technical Fouls::NONE

Jacksonville St. - 70

Record: 9-7 (1-0)

| NO. | Name | F/C | Min | FG | | | 3P | | | FT | | | Rebounds | | | Fouls | | TP | AS | TO | ST | Blocks | | +/- | |
|---------------|----------------------|-----|-------|-------|------|-------|-----|-----|----|----|-----|----|----------|----|----|-------|----|----|----|----|----|--------|---|-----|---|
| | | | | M-A | M-A | M-A | M-A | M-A | OR | DR | TOT | PF | FD | BS | BA | | | | | | | | | | |
| 0 | Caleb Johnson | F | 27:41 | 1-5 | 0-1 | 1-2 | 0 | 4 | 4 | 1 | 1 | 3 | 1 | 1 | 0 | 0 | 2 | 1 | 1 | 0 | 0 | 2 | 1 | | |
| 2 | Juwan Perdue | F | 16:27 | 1-6 | 0-2 | 1-3 | 3 | 8 | 11 | 3 | 2 | 3 | 0 | 3 | 1 | 1 | 0 | 3 | 0 | 3 | 1 | 1 | 0 | 3 | |
| 23 | Andres Burney | F | 17:21 | 2-4 | 0-0 | 0-0 | 1 | 2 | 3 | 4 | 1 | 4 | 0 | 2 | 0 | 1 | 1 | 8 | 0 | 2 | 0 | 1 | 1 | 8 | |
| 5 | Ivan Reynolds | G | 31:27 | 0-2 | 0-1 | 0-0 | 1 | 3 | 4 | 3 | 1 | 0 | 4 | 3 | 2 | 0 | 0 | 3 | 0 | 4 | 3 | 2 | 0 | 0 | 3 |
| 24 | KyKy Tandy | G | 31:55 | 12-18 | 7-12 | 4-4 | 0 | 1 | 1 | 0 | 4 | 35 | 2 | 2 | 2 | 0 | 0 | 17 | 2 | 2 | 2 | 0 | 0 | 17 | |
| 1 | Quincy Clark | | 22:33 | 1-4 | 0-1 | 4-4 | 0 | 5 | 5 | 3 | 3 | 6 | 4 | 2 | 1 | 0 | -3 | 6 | 4 | 2 | 1 | 0 | 0 | -3 | |
| 4 | Marcellus Brigham Jr | | 24:32 | 2-6 | 0-1 | 0-0 | 0 | 2 | 2 | 0 | 0 | 4 | 2 | 0 | 0 | 0 | 8 | 4 | 2 | 0 | 0 | 0 | 1 | 8 | |
| 50 | Mason Nicholson | | 21:50 | 4-4 | 0-0 | 5-6 | 3 | 2 | 5 | 2 | 6 | 13 | 0 | 3 | 0 | 3 | -5 | 0 | 3 | 0 | 3 | 0 | 0 | -5 | |
| 3 | Travis Roberts | | 06:14 | 1-3 | 0-2 | 0-0 | 1 | 1 | 2 | 0 | 0 | 2 | 0 | 1 | 0 | 0 | 3 | 2 | 0 | 1 | 0 | 0 | 0 | 3 | |
| Team | | | | | | | 5 | 2 | 7 | | | 0 | | | 3 | | | | | | | | | | |
| Totals | | | | 24-52 | 7-20 | 15-19 | 14 | 30 | 44 | 16 | 18 | 70 | 13 | 20 | 6 | 5 | 4 | 7 | | | | | | | |

| Shooting By Period | | |
|---------------------|-------|-------|
| 1 st FG% | 15-30 | 50.0% |
| 3PT% | 5-15 | 33.3% |
| FT% | 5-7 | 71.4% |
| 2 nd FG% | 9-22 | 40.9% |
| 3PT% | 2-5 | 40.0% |
| FT% | 10-12 | 83.3% |
| GM FG% | 24-52 | 46.2% |
| 3PT% | 7-20 | 35.0% |
| FT% | 15-19 | 78.9% |

Dead Ball Rebounds: 1, 0

Technical Fouls::NONE

| | FIU | JSU |
|------------------|---------------------------|----------------------------|
| Biggest lead | 2 (1 st 13:12) | 18 (2 nd 14:24) |
| Best Scoring Run | 9 (2 nd 10:18) | 13 (1 st 1:35) |
| Lead Changes | 6 | |
| Times Tied | 3 | |
| Time with Lead | 03:08 | 34:41 |

| | FIU | JSU |
|---------------|-----|-----|
| Points from | | |
| Turnovers | 21 | 12 |
| Paint | 38 | 30 |
| Second Chance | 11 | 11 |
| Fast Breaks | 12 | 11 |
| Bench | 30 | 25 |

| | Period by Period Scoring | | |
|-----|--------------------------|-----|-----|
| | 1st | 2nd | TOT |
| FIU | 28 | 35 | 63 |
| JSU | 40 | 30 | 70 |





Officials: Jamie Luckie, Clarence Armstrong, Anthony Eades

New Mexico St. - 67

Record: 7-10 (1-1)

| NO. | Name | Min | FG | | | Rebounds | | | Fouls | | TP | AS | TO | ST | Blocks | | +/- |
|---------------|----------------------|---------|-------|------|-------|----------|----|-----|-------|----|----|----|----|----|--------|----|-----|
| | | | M-A | M-A | M-A | OR | DR | TOT | PF | FD | | | | | BS | BA | |
| 1 | Kaosi Ezeagu | F 33:18 | 3-5 | 0-1 | 0-2 | 1 | 4 | 5 | 4 | 1 | 6 | 1 | 2 | 1 | 0 | 0 | -9 |
| 21 | Robert Carpenter | F 08:46 | 1-3 | 0-0 | 0-0 | 1 | 1 | 2 | 2 | 0 | 2 | 0 | 0 | 0 | 0 | 1 | -1 |
| 0 | Jaylin Jackson-Posey | G 22:59 | 1-4 | 1-3 | 0-0 | 0 | 2 | 2 | 4 | 0 | 3 | 2 | 1 | 0 | 0 | 0 | -4 |
| 2 | Jordan Rawls | G 27:15 | 2-6 | 0-2 | 5-6 | 0 | 2 | 2 | 1 | 5 | 9 | 4 | 3 | 2 | 0 | 0 | -12 |
| 4 | Brandon Suggs | G 18:48 | 2-7 | 0-3 | 5-5 | 1 | 3 | 4 | 3 | 3 | 9 | 3 | 2 | 0 | 0 | 0 | -14 |
| 11 | Femi Odukale | 30:31 | 6-11 | 2-2 | 2-3 | 1 | 5 | 6 | 5 | 3 | 16 | 2 | 2 | 1 | 0 | 1 | -5 |
| 24 | Jonathan Kanyanga | 06:42 | 0-0 | 0-0 | 0-0 | 0 | 1 | 1 | 1 | 0 | 0 | 0 | 1 | 0 | 0 | 0 | -1 |
| 3 | Christian Cook | 26:48 | 2-6 | 1-4 | 0-0 | 0 | 2 | 2 | 3 | 0 | 5 | 1 | 1 | 2 | 0 | 0 | -9 |
| 13 | Jaden Harris | 11:29 | 1-2 | 1-1 | 0-0 | 0 | 3 | 3 | 1 | 1 | 3 | 0 | 0 | 0 | 0 | 0 | 2 |
| 9 | Tanahj Pettway | 13:24 | 4-10 | 2-6 | 4-4 | 1 | 2 | 3 | 2 | 2 | 14 | 0 | 0 | 1 | 0 | 0 | 3 |
| Team | | | | | | 2 | 0 | 2 | | | 0 | | 1 | | | | |
| Totals | | | 22-54 | 7-22 | 16-20 | 7 | 25 | 32 | 26 | 15 | 67 | 13 | 13 | 7 | 0 | 2 | -10 |

| Shooting By Period | | |
|---------------------|-------|-------|
| 1 st FG% | 11-28 | 39.3% |
| 3PT% | 4-11 | 36.4% |
| FT% | 4-6 | 66.7% |
| 2 nd FG% | 11-26 | 42.3% |
| 3PT% | 3-11 | 27.3% |
| FT% | 12-14 | 85.7% |
| GM FG% | 22-54 | 40.7% |
| 3PT% | 7-22 | 31.8% |
| FT% | 16-20 | 80.0% |

Dead Ball Rebounds: 2, 0

Technical Fouls::NONE

FIU - 77

Record: 6-11 (1-1)

| NO. | Name | Min | FG | | | Rebounds | | | Fouls | | TP | AS | TO | ST | Blocks | | +/- |
|---------------|------------------|---------|-------|-------|-------|----------|----|-----|-------|----|----|----|----|----|--------|----|-----|
| | | | M-A | M-A | M-A | OR | DR | TOT | PF | FD | | | | | BS | BA | |
| 4 | Seth Pinkney | C 14:32 | 1-1 | 0-0 | 1-2 | 0 | 1 | 1 | 4 | 1 | 3 | 1 | 0 | 0 | 0 | 0 | 8 |
| 1 | Dashon Gittens | G 28:56 | 2-3 | 2-3 | 11-12 | 1 | 2 | 3 | 2 | 11 | 17 | 3 | 0 | 1 | 0 | 0 | 16 |
| 2 | Arturo Dean | G 34:34 | 3-11 | 1-3 | 4-4 | 0 | 6 | 6 | 3 | 4 | 11 | 5 | 3 | 1 | 0 | 0 | 7 |
| 3 | Javaunte Hawkins | G 34:44 | 6-8 | 5-6 | 3-6 | 0 | 1 | 1 | 1 | 4 | 20 | 4 | 2 | 1 | 0 | 0 | 12 |
| 5 | Jaidon Lipscomb | G 19:42 | 3-5 | 3-5 | 0-0 | 0 | 0 | 0 | 3 | 0 | 9 | 0 | 0 | 0 | 0 | 0 | 0 |
| 0 | Okechukwu Okeke | 11:28 | 0-0 | 0-0 | 0-0 | 0 | 3 | 3 | 1 | 0 | 0 | 0 | 1 | 1 | 1 | 0 | 2 |
| 11 | Jayden Brewer | 13:15 | 2-4 | 0-1 | 2-4 | 0 | 3 | 3 | 0 | 2 | 6 | 0 | 2 | 0 | 1 | 0 | 10 |
| 23 | Petar Krivokapic | 10:42 | 1-4 | 1-4 | 1-1 | 0 | 0 | 0 | 1 | 1 | 4 | 0 | 1 | 0 | 0 | 0 | -2 |
| 24 | Jaden Grant | 15:48 | 1-2 | 1-2 | 2-2 | 0 | 2 | 2 | 0 | 1 | 5 | 0 | 0 | 0 | 0 | 0 | 3 |
| 33 | Mohamed Sanogo | 13:18 | 1-4 | 0-0 | 0-1 | 0 | 4 | 4 | 0 | 1 | 2 | 0 | 1 | 0 | 0 | 0 | -3 |
| 12 | Dante Wilcox | 03:01 | 0-0 | 0-0 | 0-0 | 0 | 0 | 0 | 0 | 1 | 0 | 0 | 0 | 0 | 0 | 0 | -3 |
| Team | | | | | | 0 | 4 | 4 | | | 0 | | 1 | | | | |
| Totals | | | 20-42 | 13-24 | 24-32 | 1 | 26 | 27 | 15 | 26 | 77 | 13 | 11 | 4 | 2 | 0 | 10 |

| Shooting By Period | | |
|---------------------|-------|-------|
| 1 st FG% | 13-26 | 50.0% |
| 3PT% | 10-16 | 62.5% |
| FT% | 2-4 | 50% |
| 2 nd FG% | 7-16 | 43.8% |
| 3PT% | 3-8 | 37.5% |
| FT% | 22-28 | 78.6% |
| GM FG% | 20-42 | 47.6% |
| 3PT% | 13-24 | 54.2% |
| FT% | 24-32 | 75.0% |

Dead Ball Rebounds: 4, 1

Technical Fouls::NONE

| | NM | FIU |
|------------------|---------------------------|----------------------------|
| Biggest lead | 0 (1 st 20:00) | 17 (2 nd 12:10) |
| Best Scoring Run | 11 (2 nd 4:00) | 9 (1 st 8:07) |
| Lead Changes | 0 | |
| Times Tied | 2 | |
| Time with Lead | 00:00 | 38:24 |

| | NM | FIU |
|---------------|----|-----|
| Points from | | |
| Turnovers | 12 | 21 |
| Paint | 28 | 14 |
| Second Chance | 8 | 3 |
| Fast Breaks | 4 | 5 |
| Bench | 38 | 17 |

| | Period by Period Scoring | | |
|-----|--------------------------|-----|-----|
| | 1st | 2nd | TOT |
| NM | 30 | 37 | 67 |
| FIU | 38 | 39 | 77 |

Game Notes: 2 Point Basket at 10:03 reviewed. NO GOOD ♦ Review out of bounds New Mexico St - Call Stands ♦





Official Basketball Box Score - Final
UTEP at FIU
 01/13/24 Ocean Bank Convocation Center, Miami
 2023-24 Men's Basketball

Game Time: 6:00 PM
 Game Duration: 1:53
 Attendance: 1,021

Officials: John St. Clair, Chris Hudson, Randal Anders

UTEP - 68

Record: 9-8 (0-2)

| NO. | Name | F | Min | FG | | | 3P | | | FT | | | Rebounds | | | Fouls | | TP | AS | TO | ST | Blocks | | +/- |
|---------------|-------------------|---|-------|-------|------|-----|----|----|-----|----|----|----|----------|----|----|-------|-----|----|----|----|----|--------|--|-----|
| | | | | M-A | M-A | M-A | OR | DR | TOT | PF | FD | BS | BA | | | | | | | | | | | |
| 23 | Otis Frazier III | F | 30:29 | 4-5 | 1-2 | 0-0 | 0 | 6 | 6 | 0 | 0 | 9 | 2 | 3 | 3 | 0 | 0 | -5 | | | | | | |
| 34 | Kevin Kalu | F | 04:43 | 0-0 | 0-0 | 0-0 | 0 | 1 | 1 | 4 | 0 | 0 | 0 | 1 | 0 | 0 | -1 | | | | | | | |
| 0 | Zid Powell | G | 15:43 | 2-4 | 0-0 | 3-3 | 0 | 3 | 3 | 3 | 3 | 7 | 3 | 4 | 0 | 0 | -14 | | | | | | | |
| 2 | Tae Hardy | G | 33:25 | 7-13 | 1-4 | 0-0 | 1 | 1 | 2 | 2 | 4 | 15 | 3 | 5 | 3 | 1 | -5 | | | | | | | |
| 4 | Corey Camper Jr. | G | 32:03 | 2-6 | 1-2 | 0-0 | 0 | 2 | 2 | 1 | 0 | 5 | 4 | 3 | 2 | 0 | -6 | | | | | | | |
| 13 | Calvin Solomon | | 26:14 | 1-4 | 0-0 | 1-2 | 1 | 3 | 4 | 3 | 1 | 3 | 1 | 1 | 1 | 1 | -3 | | | | | | | |
| 5 | David Terrell Jr. | | 26:50 | 4-5 | 0-1 | 2-2 | 0 | 1 | 1 | 2 | 3 | 10 | 3 | 5 | 4 | 0 | 9 | | | | | | | |
| 11 | Trey Horton | | 16:39 | 5-6 | 4-4 | 0-2 | 0 | 0 | 0 | 0 | 1 | 14 | 0 | 0 | 2 | 0 | 3 | | | | | | | |
| 33 | Elijah Jones | | 06:30 | 1-2 | 0-0 | 0-0 | 0 | 2 | 2 | 1 | 0 | 2 | 0 | 0 | 0 | 0 | 2 | | | | | | | |
| 3 | Baylor Hebb | | 07:26 | 1-1 | 1-1 | 0-0 | 0 | 0 | 0 | 1 | 0 | 3 | 1 | 1 | 0 | 0 | 0 | | | | | | | |
| Team | | | | | | | 1 | 2 | 3 | | | 0 | 2 | | | | | | | | | | | |
| Totals | | | | 27-46 | 8-14 | 6-9 | 3 | 21 | 24 | 17 | 12 | 68 | 17 | 25 | 15 | 2 | 3 | -4 | | | | | | |

| Shooting By Period | | |
|---------------------|-------|-------|
| 1 st FG% | 14-24 | 58.3% |
| 3PT% | 6-10 | 60.0% |
| FT% | 2-3 | 66.7% |
| 2 nd FG% | 13-22 | 59.1% |
| 3PT% | 2-4 | 50.0% |
| FT% | 4-6 | 66.7% |
| GM FG% | 27-46 | 58.7% |
| 3PT% | 8-14 | 57.1% |
| FT% | 6-9 | 66.7% |

Dead Ball Rebounds: 1, 1

Technical Fouls::NONE

FIU - 72

Record: 7-11 (2-1)

| NO. | Name | C | Min | FG | | | 3P | | | FT | | | Rebounds | | | Fouls | | TP | AS | TO | ST | Blocks | | +/- |
|---------------|---------------------|---|-------|-------|------|-------|----|----|-----|----|----|----|----------|----|----|-------|---|----|----|----|----|--------|--|-----|
| | | | | M-A | M-A | M-A | OR | DR | TOT | PF | FD | BS | BA | | | | | | | | | | | |
| 4 | Seth Pinkney | C | 09:05 | 1-1 | 0-0 | 0-0 | 0 | 2 | 2 | 4 | 0 | 2 | 2 | 1 | 0 | 3 | | | | | | | | |
| 1 | Dashon Gittens | G | 23:59 | 6-8 | 1-1 | 6-7 | 3 | 1 | 4 | 3 | 5 | 19 | 0 | 3 | 4 | 6 | | | | | | | | |
| 2 | Arturo Dean | G | 31:55 | 4-8 | 0-1 | 1-2 | 1 | 4 | 5 | 1 | 5 | 9 | 1 | 8 | 5 | 15 | | | | | | | | |
| 3 | Javaunte Hawkins | G | 33:13 | 7-14 | 4-6 | 2-2 | 0 | 0 | 0 | 0 | 1 | 20 | 2 | 3 | 2 | 5 | | | | | | | | |
| 5 | Jaidon Lipscomb | G | 23:52 | 1-6 | 1-6 | 0-0 | 0 | 0 | 0 | 0 | 0 | 3 | 5 | 1 | 2 | 13 | | | | | | | | |
| 11 | Jayden Brewer | | 15:20 | 2-5 | 0-0 | 0-0 | 1 | 1 | 2 | 0 | 0 | 4 | 0 | 0 | 0 | -8 | | | | | | | | |
| 0 | Okechukwu Okeke | | 08:22 | 0-1 | 0-0 | 0-0 | 1 | 2 | 3 | 1 | 0 | 0 | 1 | 1 | 0 | -7 | | | | | | | | |
| 24 | Jaden Grant | | 16:18 | 0-1 | 0-1 | 0-0 | 0 | 1 | 1 | 0 | 0 | 0 | 0 | 2 | 0 | -16 | | | | | | | | |
| 23 | Petar Krivokapic | | 11:33 | 1-2 | 1-2 | 0-0 | 0 | 0 | 0 | 0 | 0 | 3 | 0 | 0 | 1 | 2 | | | | | | | | |
| 33 | Mohamed Sanogo | | 20:38 | 5-7 | 0-0 | 2-3 | 0 | 6 | 6 | 3 | 6 | 12 | 3 | 2 | 1 | 13 | | | | | | | | |
| 12 | Dante Wilcox | | 01:55 | 0-0 | 0-0 | 0-0 | 0 | 0 | 0 | 0 | 0 | 0 | 0 | 0 | 0 | -5 | | | | | | | | |
| 31 | George Pridgett Jr. | | 03:50 | 0-0 | 0-0 | 0-0 | 0 | 0 | 0 | 0 | 0 | 0 | 0 | 0 | 0 | -1 | | | | | | | | |
| Team | | | | | | | 1 | 1 | 2 | | | 0 | 0 | | | | | | | | | | | |
| Totals | | | | 27-53 | 7-17 | 11-14 | 7 | 18 | 25 | 12 | 17 | 72 | 14 | 21 | 15 | 3 | 2 | 4 | | | | | | |

| Shooting By Period | | |
|---------------------|-------|-------|
| 1 st FG% | 11-28 | 39.3% |
| 3PT% | 2-7 | 28.6% |
| FT% | 4-6 | 66.7% |
| 2 nd FG% | 16-25 | 64.0% |
| 3PT% | 5-10 | 50.0% |
| FT% | 7-8 | 87.5% |
| GM FG% | 27-53 | 50.9% |
| 3PT% | 7-17 | 41.2% |
| FT% | 11-14 | 78.6% |

Dead Ball Rebounds: 0, 0

Technical Fouls::NONE

| | UTEP | FIU |
|------------------|----------------------------|---------------------------|
| Biggest lead | 16 (2 nd 11:36) | 4 (2 nd 0:00) |
| Best Scoring Run | 9 (2 nd 15:44) | 11 (2 nd 0:00) |
| Lead Changes | 1 | |
| Times Tied | 2 | |
| Time with Lead | 37:49 | 00:27 |

| | UTEP | FIU |
|---------------|------|-----|
| Points from | | |
| Turnovers | 18 | 28 |
| Paint | 32 | 34 |
| Second Chance | 5 | 6 |
| Fast Breaks | 12 | 0 |
| Bench | 32 | 19 |

| | Period by Period Scoring | | |
|------|--------------------------|-----|-----|
| | 1st | 2nd | TOT |
| UTEP | 36 | 32 | 68 |
| FIU | 28 | 44 | 72 |





2022-23 FIU Men's Basketball Team Game-by-Game All games

| Opponent | Date | Score | | Total | | 3-Pointers | | Free throws | | Rebounds | | | | | | | | | | |
|-------------------|------------|-------------|-----|-----------------|-------------|----------------|-------------|----------------|-------------|------------|------------|-------------|-------------|------------|------------|------------|------------|------------|-------------|-------------|
| | | | | FG-FGA | PCT | 3FG-3FGA | PCT | FT-FTA | PCT | OFF | DEF | TOT | AVG | PF | A | TO | BLK | STL | PTS | AVG |
| Houston Christian | 11/07/2022 | 77-66 | W | 33-66 | .500 | 3-16 | .188 | 8-12 | .667 | 12 | 25 | 37 | 37.0 | 8 | 12 | 14 | 8 | 12 | 77 | 77.0 |
| Fla. National | 11/10/2022 | 95-74 | W | 36-68 | .529 | 10-26 | .385 | 13-22 | .591 | 11 | 31 | 42 | 39.5 | 15 | 22 | 13 | 3 | 9 | 95 | 86.0 |
| at NC State | 11/15/2022 | 74-107 | L | 31-58 | .534 | 5-18 | .278 | 7-15 | .467 | 5 | 23 | 28 | 35.7 | 16 | 14 | 22 | 4 | 9 | 74 | 82.0 |
| Bryant | 11/19/2022 | 85-91 | L | 29-63 | .460 | 11-28 | .393 | 16-23 | .696 | 7 | 29 | 36 | 35.8 | 19 | 18 | 18 | 3 | 11 | 85 | 82.8 |
| Stony Brook | 11/23/2022 | 83-50 | W | 31-64 | .484 | 14-38 | .368 | 7-7 | 1.000 | 5 | 33 | 38 | 36.2 | 19 | 23 | 9 | 3 | 13 | 83 | 82.8 |
| Eastern Wash. | 11/27/2022 | 90-79 | W | 32-58 | .552 | 6-19 | .316 | 20-22 | .909 | 8 | 26 | 34 | 35.8 | 19 | 13 | 20 | 5 | 10 | 90 | 84.0 |
| Eastern Mich. | 11/30/2022 | 68-80 | L | 28-57 | .491 | 1-15 | .067 | 11-24 | .458 | 10 | 21 | 31 | 35.1 | 12 | 8 | 13 | 4 | 7 | 68 | 81.7 |
| at FGCU | 12/04/2022 | 65-74 | L | 26-63 | .413 | 4-22 | .182 | 9-15 | .600 | 13 | 23 | 36 | 35.3 | 17 | 9 | 13 | 3 | 8 | 65 | 79.6 |
| at Howard | 12/13/2022 | 59-71 | L | 23-65 | .354 | 7-25 | .280 | 6-10 | .600 | 13 | 24 | 37 | 35.4 | 16 | 11 | 19 | 3 | 9 | 59 | 77.3 |
| at Fla. Atlantic | 12/17/2022 | 53-79 | L | 21-50 | .420 | 1-9 | .111 | 10-14 | .714 | 4 | 22 | 26 | 34.5 | 14 | 4 | 23 | 2 | 11 | 53 | 74.9 |
| UIW | 12/21/2022 | 79-74 | W | 28-54 | .519 | 11-28 | .393 | 12-19 | .632 | 7 | 21 | 28 | 33.9 | 17 | 18 | 17 | 3 | 11 | 79 | 75.3 |
| Florida Col. | 12/29/2022 | 69-64 | W | 26-54 | .481 | 5-23 | .217 | 12-20 | .600 | 7 | 28 | 35 | 34.0 | 18 | 14 | 16 | 5 | 8 | 69 | 74.8 |
| at North Texas | 12/31/2022 | 57-72 | L | 22-49 | .449 | 6-14 | .429 | 7-13 | .538 | 12 | 13 | 25 | 33.3 | 21 | 9 | 16 | 4 | 3 | 57 | 73.4 |
| Charlotte | 01/05/2023 | 62-60 | W | 24-51 | .471 | 4-17 | .235 | 10-12 | .833 | 3 | 26 | 29 | 33.0 | 14 | 7 | 8 | 3 | 7 | 62 | 72.6 |
| UAB | 01/07/2023 | 90-87 | Wot | 31-65 | .477 | 10-27 | .370 | 18-23 | .783 | 13 | 24 | 37 | 33.3 | 13 | 18 | 22 | 4 | 13 | 90 | 73.7 |
| Fla. Atlantic | 01/11/2023 | 73-77 | Lot | 25-60 | .417 | 7-17 | .412 | 16-21 | .762 | 8 | 27 | 35 | 33.4 | 20 | 10 | 11 | 7 | 5 | 73 | 73.7 |
| at Western Ky. | 01/14/2023 | 59-70 | L | 22-62 | .355 | 6-23 | .261 | 9-13 | .692 | 14 | 19 | 33 | 33.4 | 17 | 11 | 13 | 6 | 13 | 59 | 72.8 |
| North Texas | 01/16/2023 | 57-64 | L | 19-40 | .475 | 4-15 | .267 | 15-21 | .714 | 6 | 22 | 28 | 33.1 | 15 | 7 | 16 | 6 | 3 | 57 | 71.9 |
| at UTEP | 01/19/2023 | 61-81 | L | 21-47 | .447 | 8-23 | .348 | 11-14 | .786 | 4 | 15 | 19 | 32.3 | 17 | 7 | 16 | 5 | 5 | 61 | 71.4 |
| at UTSA | 01/21/2023 | 77-72 | W | 28-65 | .431 | 11-33 | .333 | 10-11 | .909 | 9 | 23 | 32 | 32.3 | 20 | 14 | 6 | 7 | 8 | 77 | 71.7 |
| Western Ky. | 01/26/2023 | 78-69 | W | 32-61 | .525 | 10-25 | .400 | 4-5 | .800 | 7 | 18 | 25 | 32.0 | 14 | 15 | 11 | 3 | 11 | 78 | 72.0 |
| Middle Tenn. | 01/28/2023 | 82-74 | W | 28-57 | .491 | 12-23 | .522 | 14-17 | .824 | 11 | 26 | 37 | 32.2 | 18 | 13 | 19 | 2 | 10 | 82 | 72.4 |
| at Charlotte | 02/02/2023 | 57-54 | W | 23-47 | .489 | 4-15 | .267 | 7-10 | .700 | 6 | 23 | 29 | 32.0 | 17 | 10 | 11 | 0 | 6 | 57 | 71.7 |
| at UAB | 02/04/2023 | 72-76 | L | 28-64 | .438 | 6-22 | .273 | 10-17 | .588 | 7 | 21 | 28 | 31.9 | 17 | 14 | 13 | 3 | 14 | 72 | 71.8 |
| Louisiana Tech | 02/09/2023 | 66-62 | W | 22-49 | .449 | 4-18 | .222 | 18-28 | .643 | 8 | 25 | 33 | 31.9 | 19 | 8 | 18 | 4 | 10 | 66 | 71.5 |
| Rice | 02/11/2023 | 78-85 | L | 33-61 | .541 | 4-16 | .250 | 8-9 | .889 | 3 | 23 | 26 | 31.7 | 18 | 9 | 7 | 3 | 5 | 78 | 71.8 |
| at Middle Tenn. | 02/18/2023 | 58-69 | L | 22-57 | .386 | 8-21 | .381 | 6-6 | 1.000 | 11 | 24 | 35 | 31.8 | 21 | 9 | 17 | 3 | 7 | 58 | 71.3 |
| UTEP | 02/23/2023 | 82-87 | L | 32-68 | .471 | 2-12 | .167 | 16-20 | .800 | 16 | 15 | 31 | 31.8 | 23 | 17 | 14 | 6 | 14 | 82 | 71.6 |
| UTSA | 02/25/2023 | 91-95 | L | 29-56 | .518 | 11-18 | .611 | 22-27 | .815 | 8 | 21 | 29 | 31.7 | 23 | 13 | 20 | 4 | 9 | 91 | 72.3 |
| at Louisiana Tech | 03/02/2023 | 76-77 | Lot | 23-60 | .383 | 10-26 | .385 | 20-24 | .833 | 9 | 19 | 28 | 31.6 | 17 | 12 | 14 | 3 | 12 | 76 | 72.4 |
| at Rice | 03/04/2023 | 90-83 | W | 31-63 | .492 | 6-16 | .375 | 22-26 | .846 | 13 | 21 | 34 | 31.6 | 15 | 17 | 10 | 4 | 7 | 90 | 73.0 |
| vs Louisiana Tech | 03/08/2023 | 76-81 | Lot | 28-59 | .475 | 8-23 | .348 | 12-21 | .571 | 5 | 22 | 27 | 31.5 | 18 | 11 | 14 | 5 | 10 | 76 | 73.1 |
| Total | | 2339 | | 867-1861 | .466 | 219-671 | .326 | 386-541 | .713 | 275 | 733 | 1008 | 31.5 | 547 | 397 | 473 | 128 | 290 | 2339 | 73.1 |
| Opponents | | 2404 | | 848-1907 | .445 | 278-765 | .363 | 430-580 | .741 | 414 | 803 | 1217 | 38.0 | 499 | 452 | 528 | 108 | 264 | 2404 | 75.1 |

FIU Averages

| Games Played | Points/game | FG Pct | 3FG Pct | FT Pct | Rebounds/game | Assists/game | Turnovers/game | Assist/Turnover ratio | Steals/game | Blocks/game |
|--------------|-------------|--------|---------|--------|---------------|--------------|----------------|-----------------------|-------------|-------------|
| 32 | 73.1 | 46.6 | 32.6 | 71.3 | 31.5 | 12.4 | 14.8 | 0.8 | 9.1 | 4.0 |





2022-23 FIU Men's Basketball Combined Team Statistics All games

Game Records

| Record | Overall | Home | Away | Neutral |
|----------------|---------|------|------|---------|
| ALL GAMES | 14-18 | 11-7 | 3-10 | 0-1 |
| CONFERENCE | 8-12 | 5-5 | 3-7 | 0-0 |
| NON-CONFERENCE | 6-6 | 6-2 | 0-3 | 0-1 |

Score by Periods

| Team | 1st | 2nd | OT | TOT |
|-----------|------|------|----|------|
| FIU | 1123 | 1182 | 34 | 2339 |
| Opponents | 1114 | 1249 | 41 | 2404 |

Team Box Score

| No. | Player | Overall | | | Total | | 3-Point | | F-Throw | | Rebounds | | | | Other | | | | PTS | AVG | | |
|------------------|--------------------|-----------|-------------|------|-----------------|-------------|----------------|-------------|----------------|-------------|------------|------------|-------------|-------------|------------|----------|------------|------------|------------|------------|-------------|-------------|
| | | GP-GS | MIN | AVG | FG-FGA | FG% | 3FG-3FGA | 3FG% | FT-FTA | FT% | OFF | DEF | TOT | AVG | PF | DQ | A | TO | | | BLK | STL |
| 2 | JONES, Denver | 28-28 | 935:20 | 33.4 | 187-391 | .478 | 59-159 | .371 | 131-155 | .845 | 25 | 82 | 107 | 3.8 | 45 | 1 | 56 | 90 | 1 | 49 | 564 | 20.1 |
| 4 | DEAN, Arturo | 32-23 | 949:45 | 29.7 | 157-361 | .435 | 12-60 | .200 | 55-86 | .640 | 31 | 101 | 132 | 4.1 | 81 | 2 | 122 | 101 | 8 | 81 | 381 | 11.9 |
| 0 | GUADARRAMA, Nick | 24-24 | 615:44 | 25.7 | 65-166 | .392 | 32-92 | .348 | 14-22 | .636 | 24 | 76 | 100 | 4.2 | 55 | 0 | 45 | 44 | 10 | 23 | 176 | 7.3 |
| 1 | GITTENS, Dashon | 30-18 | 659:23 | 22.0 | 79-162 | .488 | 19-53 | .358 | 31-49 | .633 | 21 | 51 | 72 | 2.4 | 68 | 2 | 42 | 43 | 8 | 29 | 208 | 6.9 |
| 23 | KRIVOKAPIC, Petar | 32-18 | 708:36 | 22.1 | 68-159 | .428 | 51-126 | .405 | 33-44 | .750 | 15 | 81 | 96 | 3.0 | 36 | 0 | 17 | 27 | 4 | 15 | 220 | 6.9 |
| 33 | SANOGO, Mohamed | 30-19 | 639:52 | 21.3 | 86-129 | .667 | 0-1 | .000 | 31-61 | .508 | 36 | 84 | 120 | 4.0 | 62 | 0 | 22 | 43 | 37 | 15 | 203 | 6.8 |
| 3 | HAWKINS, Javaunte | 32-9 | 615:52 | 19.2 | 63-183 | .344 | 36-116 | .310 | 22-22 | 1.000 | 11 | 47 | 58 | 1.8 | 32 | 0 | 43 | 31 | 1 | 28 | 184 | 5.8 |
| 21 | WILLIAMS JR., John | 32-8 | 456:09 | 14.3 | 67-152 | .441 | 8-50 | .160 | 26-42 | .619 | 9 | 51 | 60 | 1.9 | 39 | 0 | 24 | 39 | 7 | 21 | 168 | 5.3 |
| 11 | BREWER, Jayden | 19-0 | 163:49 | 8.6 | 36-56 | .643 | 0-6 | .000 | 13-17 | .765 | 9 | 24 | 33 | 1.7 | 8 | 0 | 5 | 7 | 5 | 7 | 85 | 4.5 |
| 44 | PINKNEY, Seth | 31-13 | 475:19 | 15.3 | 47-65 | .723 | 0-0 | .000 | 21-33 | .636 | 22 | 56 | 78 | 2.5 | 82 | 3 | 7 | 13 | 41 | 9 | 115 | 3.7 |
| 12 | WILCOX, Dante | 17-0 | 126:10 | 7.4 | 7-17 | .412 | 0-2 | .000 | 6-6 | 1.000 | 12 | 10 | 22 | 1.3 | 26 | 1 | 6 | 12 | 5 | 3 | 20 | 1.2 |
| 24 | GRANT, Jaden | 23-0 | 140:56 | 6.1 | 5-18 | .278 | 2-5 | .400 | 3-4 | .750 | 3 | 15 | 18 | 0.8 | 12 | 0 | 7 | 6 | 1 | 9 | 15 | 0.7 |
| 25 | WILSON, Cameron | 4-0 | 13:04 | 3.3 | 0-2 | .000 | 0-1 | .000 | 0-0 | .000 | 0 | 1 | 1 | 0.3 | 1 | 0 | 1 | 0 | 0 | 1 | 0 | 0.0 |
| Team | | | | | | | | | | | 57 | 54 | 111 | | | | 17 | | | | | |
| Total | | 32 | 6500 | | 867-1861 | .466 | 219-671 | .326 | 386-541 | .713 | 275 | 733 | 1008 | 31.5 | 547 | 9 | 397 | 473 | 128 | 290 | 2339 | 73.1 |
| Opponents | | 32 | 6500 | | 848-1907 | .445 | 278-765 | .363 | 430-580 | .741 | 414 | 803 | 1217 | 38.0 | 499 | 9 | 452 | 528 | 108 | 264 | 2404 | 75.1 |

Team Statistics

| | FIU | OPP |
|------------------------|-----------------|-----------------|
| Scoring | 2339 | 2404 |
| Points per game | 73.1 | 75.1 |
| Scoring margin | -2.0 | - |
| Field goals-att | 867-1861 | 848-1907 |
| Field goal pct | .466 | .445 |
| 3 point fg-att | 219-671 | 278-765 |
| 3-point FG pct | .326 | .363 |
| 3-pt FG made per game | 6.8 | 8.7 |
| Free throws-att | 386-541 | 430-580 |
| Free throw pct | .713 | .741 |
| F-Throws made per game | 12.1 | 13.4 |
| Rebounds | 1008 | 1217 |
| Rebounds per game | 31.5 | 38.0 |
| Rebounding margin | -6.5 | - |
| Assists | 397 | 452 |
| Assists per game | 12.4 | 14.1 |
| Turnovers | 473 | 528 |
| Turnovers per game | 14.8 | 16.5 |
| Turnover margin | +1.7 | - |
| Assist/turnover ratio | 0.8 | 0.9 |
| Steals | 290 | 264 |
| Steals per game | 9.1 | 8.3 |
| Blocks | 128 | 108 |
| Blocks per game | 4.0 | 3.4 |
| Winning streak | 0 | - |
| Home win streak | 0 | - |
| Attendance | 19094 | 43990 |
| Home games-Avg/Game | 18-1061 | 13-3384 |
| Neutral site-Avg/Game | - | 1-1232 |

Team Results

| Date | Opponent | Score | Att. |
|------------|-------------------|-----------|------|
| 11/07/2022 | Houston Christian | W 77-66 | 1104 |
| 11/10/2022 | Fla. National | W 95-74 | 643 |
| 11/15/2022 | at NC State | L 74-107 | 9543 |
| 11/19/2022 | Bryant | L 85-91 | 573 |
| 11/23/2022 | Stony Brook | W 83-50 | 676 |
| 11/27/2022 | Eastern Wash. | W 90-79 | 456 |
| 11/30/2022 | Eastern Mich. | L 68-80 | 1150 |
| 12/04/2022 | at FGCU | L 65-74 | 2033 |
| 12/13/2022 | at Howard | L 59-71 | 654 |
| 12/17/2022 | at Fla. Atlantic | L 53-79 | 1797 |
| 12/21/2022 | UIW | W 79-74 | 718 |
| 12/29/2022 | Florida Col. | W 69-64 | 848 |
| 12/31/2022 | at North Texas | L 57-72 | 2934 |
| 01/05/2023 | Charlotte | W 62-60 | 819 |
| 01/07/2023 | UAB | Wot 90-87 | 1152 |
| 01/11/2023 | Fla. Atlantic | Lot 73-77 | 2244 |
| 01/14/2023 | at Western Ky. | L 59-70 | 4743 |
| 01/16/2023 | North Texas | L 57-64 | 1183 |
| 01/19/2023 | at UTEP | L 61-81 | 3648 |
| 01/21/2023 | at UTSA | W 77-72 | 1414 |
| 01/26/2023 | Western Ky. | W 78-69 | 1417 |
| 01/28/2023 | Middle Tenn. | W 82-74 | 1311 |
| 02/02/2023 | at Charlotte | W 57-54 | 3073 |
| 02/04/2023 | at UAB | L 72-76 | 5318 |
| 02/09/2023 | Louisiana Tech | W 66-62 | 1170 |
| 02/11/2023 | Rice | L 78-85 | 1292 |
| 02/18/2023 | at Middle Tenn. | L 58-69 | 3911 |
| 02/23/2023 | UTEP | L 82-87 | 1219 |
| 02/25/2023 | UTSA | L 91-95 | 1119 |
| 03/02/2023 | at Louisiana Tech | Lot 76-77 | 2162 |
| 03/04/2023 | at Rice | W 90-83 | 2760 |
| 03/08/2023 | vs Louisiana Tech | Lot 76-81 | 1232 |

