



# FIU Men's Basketball

23  
24

Men's Basketball Contact: Darin Yrigoyen | Director of Athletic Communications | 954.594.2558 | dyrigoye@fiu.edu

## 2023-24 SCHEDULE

Record: 6-11  
Home: 5-3 Away: 1-5 Neutral: 0-3

Nov. 6	at UCF	L, 85-62
Nov. 9	TARLETON STATE	L, 82-65
Nov. 13	at #12 Miami	L, 86-80
Nov. 15	at Houston Christian	W, 83-74

### Cayman Islands Classic

Nov. 19	Akron	L, 77-71
Nov. 20	Marshall	L, 80-69
Nov. 21	LMU/Oakland	L, 61-60

Nov. 26	KENNESAW STATE	W, 91-84
Nov. 29	FGCU	L, 68-65
Dec. 2	LIU	W, 74-59
Dec. 13	at #15 Florida Atlantic	L, 94-60
Dec. 16	TRINITY COLL. OF FLA.	W, 146-55
Dec. 19	STETSON	L, 80-68
Dec. 21	MAINE	W, 82-74
Dec. 30	at Utah Tech*	L, 96-92 (OT)
Jan. 6	at Jax State*	L, 70-63
Jan. 11	NEW MEXICO STATE*	W, 77-67
Jan. 13	UTEP*	6 PM
Jan. 25	at Liberty*	7 PM
Jan. 25	at Western Kentucky*	8 PM
Jan. 27	at Middle Tennessee*	6 PM
Feb. 1	LOUISIANA TECH*	7 PM
Feb. 3	SAM HOUSTON*	2 PM
Feb. 10	MIDDLE TENNESSEE*	2 PM
Feb. 15	at Sam Houston	7:30 PM
Feb. 17	at Louisiana Tech*	3 PM
Feb. 22	LIBERTY*	7 PM
Feb. 24	JAX STATE*	6 PM
Mar. 2	WESTERN KENTUCKY*	6 PM
Mar. 7	at UTEP*	9 PM
Mar. 9	at New Mexico State*	4 PM

\*Conference USA Games  
All Times ET | Home Games in CAPS

## The Matchup

### FIU Panthers (6-11, 1-1 Conference USA)

Head Coach: Jeremy Ballard  
Record at FIU: 83-90 (Sixth Season)  
Overall Record: same



VS

### UTEP Miners (9-7, 0-1 Conference USA)

Head Coach: Joe Golding  
Record at UTEP: 43-39 (Third Season)  
Overall Record: 158-144 (13th Season)



## Quick Notes

- The Panthers and Miners are two of the nation's best in forcing turnovers as FIU ranks fourth nationally and UTEP ranks second nationally.
- FIU has not defeated UTEP since Jan. 2, 2020, a 69-67 win at home.
- Head Coach Jeremy Ballard became the all-time winningest head coach in FIU's D1 era with the win over LIU.
- FIU's Arturo Dean leads the nation with 67 steals and 3.9 steals per game.
- Dean is the returning CUSA Freshman of the Year, the first in FIU's CUSA tenure.
- Jonathan Aybar, a transfer from North Florida, joins FIU this season, the same school that his dad attended and played basketball at from 1996-1999. He is the first second-generation play in program history.
- Raja Bell (#13) and Carlos Arroyo (#30) are both FIU Men's Basketball Alumni. Both had long-tenured NBA careers with Bell named to the NBA's All-Defensive Team twice.
- This is the 43rd season of FIU men's basketball, dating back to 1981-82.

## Gameday Info

Date: Saturday, Jan. 13 | 6 p.m. ET  
Location: Ocean Bank Convocation Center | Miami, Fla.  
Last Meeting: UTEP def. FIU, 87-82 (2/23/23, Miami)

## CUSA Standings

Jax State	2-0	10-7
Sam Houston	2-0	9-8
WKU	1-1	12-4
LA Tech	1-1	11-6
NM State	1-1	7-10
FIU	1-1	6-11
Liberty	0-2	11-6
UTEP	0-1	9-7
MTSU	0-1	6-10

## Around CUSA (ET)

### January 13

Western Kentucky vs. Jax State | 5 pm | CBSS

FIU vs. UTEP | 6 pm | ESPN+

MTSU vs. Sam Houston | 6 pm | ESPN+

### January 14

La Tech vs. Liberty | 3 pm | ESPN2

## By The Numbers

	76.9	44.8	33.9	33.5	15.6	3.4	11.4	76.0	46.5	35.4	1.1	-4.7
	PPG	FG%	3FG%	RPG	APG	BPG	SPG	OPPG	OFG%	O3FG%	A:TO	RMAR
	75.1	45.7	29.7	33.6	13.7	3.3	11.3	69.3	43.6	31.5	0.9	-0.3

2023-24 FIU Men's Basketball



@fiuhoops

# Numerical Roster

NO.	NAME	POS.	HT.	YR.	HOMETOWN / PREVIOUS SCHOOL
0	Okechukwu Okeke	F	6-9	Jr.	East Chicago, Ill. / Tallahassee CC
1	Dashon Gittens	G	6-3	So.	Hartford, Conn. / Putnam Science Academy
2	Arturo Dean	G	5-11	So.	Miami, Fla. / Putnam Science Academy
3	Javaunte Hawkins	G	5-11	Sr.	Lee's Summit, Mo. / Butler CC
4	Seth Pinkney	C	7-1	Sr.	Philadelphia, Pa / Quinnipiac
5	Jaidon Lipscomb	G	6-5	Jr.	Columbus, Ohio / Lakeland CC
10	Travis Gray	G	6-5	Jr.	Syracuse, N.Y. / Mohawk Valley CC
11	Jayden Brewer	G	6-6	So.	Indianapolis, Ind. / Combine Prep
12	Dante Wilcox	G/F	6-6	Gr.	West Palm Beach, Fla. / Oxbridge Academy
15	Renato Ruiz	G	6-1	Jr.	Plantation, Fla. / American Heritage
21	Jonathan Aybar	F	6-9	Jr.	Kissimmee, Fla. / University of North Florida
22	Onyx Pastoriza	G	5-8	Sr.	Arecibo, Puerto Rico / Miami Triple Threat
23	Petar Krivokapic	G	6-4	Jr.	Budva, Montenegro / Miami Prep School
24	Jaden Grant	G	5-11	Jr.	Davie, Fla. / NSU University School
31	George Pridgett, Jr.	G	5-11	Jr.	Boston, Mass. / Polk State College
33	Mohamed Sanogo	F	6-9	Jr.	Pittsfield, Mass. / Putnam Science Academy

# Coaching Staff

Jeremy Ballard	Head Coach	6th Season	Colgate '03
Jesse Bopp	Associate Head Coach	6th Season	Plymouth State '07
Joey Rodriguez	Assistant Coach	6th Season	VCU '11
Zavier Anderson	Assistant Coach	2nd Season	Clemson '11
Vince Caruso	Video Coordinator	1st Season	Worcester State '15
Jack Sprague	Strength & Conditioning Coach		
Colin Campbell	Director of Basketball Ops		



Okechukwu Okeke




Dashon Gittens




Arturo Dean



Javaunte Hawkins




Seth Pinkney




Jaidon Lipscomb




Travis Gray




Jayden Brewer



Dante Wilcox




Renato Ruiz



Jonathan Aybar



Onyx Pastoriza



Petar Krivokapic



Jaden Grant



George Pridgett, Jr.



Mohamed Sanogo

# A-Z Roster

21	Jonathan Aybar
11	Jayden Brewer
2	Arturo Dean
1	Dashon Gittens
24	Jaden Grant
10	Travis Gray
3	Javaunte Hawkins
23	Petar Krivokapic
5	Jaidon Lipscomb
0	Okechukwu Okeke
22	Onyx Pastoriza
31	George Pridgett, Jr.
4	Seth Pinkney
15	Renato Ruiz
33	Mohamed Sanogo
12	Dante Wilcox

# By Location

<b>Connecticut (1)</b>	
1	Dashon Gittens
<b>Florida (6)</b>	
2	Arturo Dean
4	Seth Pinkney
12	Dante Wilcox
15	Renato Ruiz
21	Jonathan Aybar
24	Jaden Grant
<b>Ohio (1)</b>	
5	Jaidon Lipscomb
<b>New York (1)</b>	
10	Travis Gray
<b>Illinois (1)</b>	
0	Okechukwu Okeke
<b>Indiana (1)</b>	
11	Jayden Brewer
<b>International (2)</b>	
22	Onyx Pastoriza - Puerto Rico
23	Petar Krivokapic - Montenegro
<b>Massachusetts (2)</b>	
31	George Pridgett, Jr.
33	Mohamed Sanogo
<b>Missouri (1)</b>	
3	Javaunte Hawkins

# By Class

<b>Sophomore (3)</b>	
1	Dashon Gittens
2	Arturo Dean
11	Jayden Brewer
<b>Junior (9)</b>	
0	Okechukwu Okeke
5	Jaidon Lipscomb
10	Travis Gray
15	Renato Ruiz
21	Jonathan Aybar
23	Petar Krivokapic
24	Jaden Grant
31	George Pridgett, Jr.
33	Mohamed Sanogo
<b>Senior (4)</b>	
3	Javaunte Hawkins
4	Seth Pinkney
22	Onyx Pastoriza
12	Dante Wilcox



## Individual Stat Leaders

### FIU

Points: Arturo Dean, 12.5 ppg  
 Rebounds: Arturo Dean, 4.6 rpg  
 Assists: Arturo Dean, 4.7 apg  
 Steals: Arturo Dean, 3.9 spg  
 Blocks: Seth Pinkney, 1.2 bpg  
 3-PT Made: Javaunte Hawkins, 46 3-PT (42.6%)  
 FG Made: Arturo Dean, 86 FG (40.4%)

### UTEP

Points: Tae Hardy, 14.7 ppg  
 Rebounds: Kevin Kalu, 5.7 rpg  
 Assists: Zid Powell, 3.3 apg  
 Steals: Tae Hardy, 1.9 spg  
 Blocks: Kevin Kalu, 0.7 bpg  
 3-PT Made: Tae Hardy, 32 3-PT (39.5%)  
 FG Made: Tae Hardy, 78 FG (40.4%)

## Last Time Out

Opponent: vs New Mexico State  
 Result: W, 77-67

MIAMI — FIU's men's basketball program defeated New Mexico State in its Conference USA (CUSA) home opener on Thursday evening in front of a packed house at the Ocean Bank Convocation Center.

The Panthers (6-11, 1-1 CUSA) started out the game with four straight made three-pointers and made a total of 10 triples in the opening frame, leading 30-30 at the break. Trailing by as many as 17 points early in the second half, NMSU (7-10, 1-1 CUSA) clawed back within two with just four minutes remaining.

FIU, which led wire-to-wire, regained control with some timely free throws down the stretch to secure the 77-67 victory, its first in CUSA play and second in-a-row at home. Dashon Gittens scored 17 points on 11-for-12 shooting from the free throw line, making several clutch free throws to keep the Aggies from completing their comeback bid.

The Panthers' sharpshooting, which totaled 13 made three-pointers in the contest, was led by Javaunte Hawkins and Jaidon Lipscomb. Hawkins finished with a game-high 20 points, making 5-of-6 attempts from distance. Lipscomb had nine points, converting all three of his triples in the first half.

Arturo Dean was also in double-digits with 11 points, including a key layup late to seal the game for FIU. Dean also led the Panthers with six rebounds and five assists, adding one steal.

FIU's 13 threes made were the second-most this season, trailing only its 19 threes made against Trinity (FL). All six of FIU's wins have featured the Panthers scoring at least 74 points or more.

## Matchup Preview

MIAMI — FIU's men's basketball program looks for its second-straight Conference USA (CUSA) win at home on Saturday evening, hosting UTEP at 6 p.m. inside the Ocean Bank Convocation Center.

The Panthers (6-11, 1-1 CUSA) defeated New Mexico State (7-10, 1-1 CUSA) in their CUSA home opener, 77-67. Javaunte Hawkins, Dashon Gittens and Arturo Dean each scored in double-digits for FIU. As a team, the Panthers made 13 threes, their second-most in a game this season.

Hawkins, who went 5-for-6 from deep, now ranks atop the CUSA charts and 25th nationally in three-point shooting percentage at 42.6 percent. Dean had 11 points and just one steal, but maintained his place as the national leader in both steals (67) and steals per game (3.9).

### SCOUTING UTEP

The Miners (9-7, 0-1) suffered a 63-53 defeat to NMSU in Las Cruces in their CUSA opener. UTEP enters this tilt in search of its first road win, starting the season 0-4.

Leading scorer Tae Hardy had 21 points in that contest, but the Miners shot just 5-for-19 as a team from distance and 14-for-21 from the free throw line. UTEP is a well-rounded team that ranks fifth in both points allowed and points scored in CUSA.

The Panthers and Miners are two of the nation's best in forcing turnovers as FIU ranks fourth nationally and UTEP ranks second nationally.

## Last Game's Starting Five



#1 Dashon Gittens



#2 Arturo Dean



#4 Seth Pinkney



#5 Jaidon Lipscomb



#3 Javaunte Hawkins

## 2023-24 Streaks/Trends

### RECORD BREAKDOWN

At Home	5-3
On the Road	1-5
Neutral	0-3

### MONTH-BY-MONTH

November	2-7
December	3-3
January	1-1
February	0-0
March	0-0

### HALFTIME LEADS/LEADS/OT

Leading at half, home	4-1
Leading at the half, road/neutral	1-1
Tied at the half, home	0-1
Tied at the half, road/neutral	0-0
Trailing at the half, home	1-1
Trailing at the half, road/neutral	0-7
Games decided by 5 points or fewer	0-3
Games decided by 10 points or fewer	4-6
Leading with 5:00 left	6-2
Leading with 2:00 left	6-1
Overtime games	0-1

### STREAKS

Overall	W2
Home Won	W2
Home Lost	--
Home CUSA	W1
Home non-conference	L1
Road non-conference	L2
Road Won	--
Road Lost	L3
Road CUSA	L1
Neutral	L3





## 2023-24 FIU Men's Basketball Combined Team Statistics All games

### Game Records

Record	Overall	Home	Away	Neutral
ALL GAMES	6-11	5-3	1-5	0-3
CONFERENCE	1-1	1-0	0-1	0-0
NON-CONFERENCE	5-10	4-3	1-4	0-3

### Score by Periods

Team	1st	2nd	OT	TOT
FIU	610	689	9	1308
Opponents	623	656	13	1292

### Team Box Score

No.	Player	Total					3-Point		F-Throw		Rebounds				PF DQ A TO BLK STL PTS AVG							
		GP-GS	MIN	AVG	FG-FGA	FG%	3FG-3FGA	3FG%	FT-FTA	FT%	OFF	DEF	TOT	AVG	PF	DQ	A	TO	BLK	STL	PTS	AVG
2	DEAN, Arturo	17-16	483:28	28.4	86-214	.402	14-49	.286	26-40	.650	16	63	79	4.6	46	3	80	61	2	67	212	12.5
3	HAWKINS, Javaunte	17-6	389:26	22.9	70-157	.446	46-108	.426	23-32	.719	5	34	39	2.3	29	0	28	24	0	15	209	12.3
22	PASTORIZA, Onyx	1-0	08:38	8.6	4-7	.571	3-4	.750	0-0	.000	0	3	3	3.0	1	0	1	2	0	0	11	11.0
1	GITTENS, Dashon	17-17	486:24	28.6	51-133	.383	14-55	.255	39-48	.813	16	39	55	3.2	42	0	46	28	4	24	155	9.1
11	BREWER, Jayden	17-0	272:17	16.0	52-103	.505	3-18	.167	29-56	.518	18	33	51	3.0	19	0	11	20	8	11	136	8.0
5	LIPSCOMB, Jaidon	13-2	189:42	14.6	35-67	.522	25-51	.490	2-6	.333	7	10	17	1.3	13	0	12	8	1	11	97	7.5
21	AYBAR, Jonathan	13-13	284:44	21.9	36-65	.554	6-19	.316	16-21	.762	17	30	47	3.6	36	1	17	29	4	15	94	7.2
23	KRIVOKAPIC, Petar	17-13	318:41	18.7	36-107	.336	16-71	.225	16-21	.762	7	14	21	1.2	18	0	14	15	1	16	104	6.1
33	SANOGO, Mohamed	16-0	214:34	13.4	32-54	.593	0-0	.000	11-24	.458	22	27	49	3.1	27	1	11	19	7	7	75	4.7
4	PINKNEY, Seth	17-17	280:51	16.5	25-34	.735	0-1	.000	27-42	.643	17	32	49	2.9	52	3	13	8	20	4	77	4.5
0	OKEKE, Okechukwu	9-0	81:51	9.1	16-30	.533	1-3	.333	5-8	.625	8	16	24	2.7	10	0	3	4	5	4	38	4.2
31	PRIDGETT JR., George	14-0	132:04	9.4	16-53	.302	13-44	.295	6-7	.857	1	12	13	0.9	7	0	8	2	1	6	51	3.6
15	RUIZ, Renato	1-0	07:53	7.9	1-1	1.000	1-1	1.000	0-0	.000	1	1	2	2.0	1	0	4	1	1	0	3	3.0
24	GRANT, Jaden	13-0	148:34	11.4	6-15	.400	4-9	.444	6-9	.667	5	21	26	2.0	13	0	9	4	0	7	22	1.7
12	WILCOX, Dante	16-1	125:51	7.9	8-18	.444	1-1	1.000	7-12	.583	13	5	18	1.1	19	1	9	11	3	6	24	1.5
Team											36	41	77				12					
<b>Total</b>		<b>17</b>	<b>3425</b>		<b>474-1058</b>	<b>.448</b>	<b>147-434</b>	<b>.339</b>	<b>213-326</b>	<b>.653</b>	<b>189</b>	<b>381</b>	<b>570</b>	<b>33.5</b>	<b>333</b>	<b>9</b>	<b>266</b>	<b>248</b>	<b>57</b>	<b>193</b>	<b>1308</b>	<b>76.9</b>
<b>Opponents</b>		<b>17</b>	<b>3425</b>		<b>444-954</b>	<b>.465</b>	<b>135-381</b>	<b>.354</b>	<b>269-387</b>	<b>.695</b>	<b>197</b>	<b>453</b>	<b>650</b>	<b>38.2</b>	<b>294</b>	<b>3</b>	<b>247</b>	<b>315</b>	<b>69</b>	<b>123</b>	<b>1292</b>	<b>76.0</b>

### Team Statistics

	FIU	OPP
<b>Scoring</b>	<b>1308</b>	<b>1292</b>
Points per game	76.9	76.0
Scoring margin	+0.9	-
<b>Field goals-att</b>	<b>474-1058</b>	<b>444-954</b>
Field goal pct	.448	.465
<b>3 point fg-att</b>	<b>147-434</b>	<b>135-381</b>
3-point FG pct	.339	.354
3-pt FG made per game	8.6	7.9
<b>Free throws-att</b>	<b>213-326</b>	<b>269-387</b>
Free throw pct	.653	.695
F-Throws made per game	12.5	15.8
<b>Rebounds</b>	<b>570</b>	<b>650</b>
Rebounds per game	33.5	38.2
Rebounding margin	-4.7	-
<b>Assists</b>	<b>266</b>	<b>247</b>
Assists per game	15.6	14.5
<b>Turnovers</b>	<b>248</b>	<b>315</b>
Turnovers per game	14.6	18.5
Turnover margin	+3.9	-
Assist/turnover ratio	1.1	0.8
<b>Steals</b>	<b>193</b>	<b>123</b>
Steals per game	11.4	7.2
<b>Blocks</b>	<b>57</b>	<b>69</b>
Blocks per game	3.4	4.1
<b>Winning streak</b>	<b>1</b>	<b>-</b>
Home win streak	2	-
<b>Attendance</b>	<b>7234</b>	<b>20016</b>
Home games-Avg/Game	8-904	6-3336
Neutral site-Avg/Game	-	3-1277

### Team Results

Date	Opponent	Score	Att.
11/06/2023	at UCF	L 62-85	6225
11/09/2023	Tarleton St.	L 65-82	1242
11/13/2023	at Miami (FL)	L 80-86	6620
11/15/2023	at Houston Christian	W 83-74	609
11/19/2023	vs Akron	L 71-77	1100
11/20/2023	vs Marshall	L 69-80	1200
11/21/2023	vs LMU (CA)	L 60-61	1531
11/26/2023	Kennesaw St.	W 91-84	755
11/29/2023	FGCU	L 65-68	1365
12/02/2023	LIU	W 74-59	681
12/13/2023	at Fla. Atlantic	L 60-94	3161
12/16/2023	Trinity (FL)	W 146-55	586
12/19/2023	Stetson	L 68-80	709
12/21/2023	Maine	W 82-74	602
12/30/2023	at Utah Tech	Lot 92-96	1213
01/06/2024	at Jacksonville St.	L 63-70	2188
01/11/2024	New Mexico St.	W 77-67	1294





**2023-24 FIU Men's Basketball  
Team Game-by-Game  
All games**

Opponent	Date	Score	L	Total		3-Pointers		Free throws		Rebounds				PF	A	TO	BLK	STL	PTS	AVG
				FG-FGA	PCT	3FG-3FGA	PCT	FT-FTA	PCT	OFF	DEF	TOT	AVG							
at UCF	11/06/2023	62-85	L	17-47	.362	4-18	.222	24-32	.750	9	21	30	30.0	18	10	24	2	11	62	62.0
Tarleton St.	11/09/2023	65-82	L	23-58	.397	8-32	.250	11-17	.647	10	15	25	27.5	13	14	21	6	17	65	63.5
at Miami (FL)	11/13/2023	80-86	L	32-71	.451	11-33	.333	5-8	.625	16	18	34	29.7	15	17	10	4	7	80	69.0
at Houston Christian	11/15/2023	83-74	W	30-64	.469	12-31	.387	11-18	.611	16	17	33	30.5	26	20	19	1	15	83	72.5
vs Akron	11/19/2023	71-77	L	23-53	.434	8-20	.400	17-23	.739	6	17	23	29.0	24	15	19	4	14	71	72.2
vs Marshall	11/20/2023	69-80	L	28-69	.406	7-29	.241	6-12	.500	15	19	34	29.8	21	13	16	1	15	69	71.7
vs LMU (CA)	11/21/2023	60-61	L	27-64	.422	3-16	.188	3-6	.500	13	18	31	30.0	18	12	11	2	11	60	70.0
Kennesaw St.	11/26/2023	91-84	W	32-57	.561	7-19	.368	20-28	.714	8	31	39	31.1	22	15	18	6	8	91	72.6
FGCU	11/29/2023	65-68	L	26-56	.464	8-23	.348	5-12	.417	8	20	28	30.8	22	14	16	1	15	65	71.8
LIU	12/02/2023	74-59	W	28-65	.431	4-20	.200	14-22	.636	10	22	32	30.9	16	15	9	5	19	74	72.0
at Fla. Atlantic	12/13/2023	60-94	L	23-65	.354	11-31	.355	3-5	.600	12	15	27	30.5	17	11	17	2	7	60	70.9
Trinity (FL)	12/16/2023	146-55	W	55-86	.640	19-35	.543	17-21	.810	20	50	70	33.8	23	35	18	8	13	146	77.2
Stetson	12/19/2023	68-80	L	23-68	.338	9-28	.321	13-19	.684	11	24	35	33.9	17	18	5	3	5	68	76.5
Maine	12/21/2023	82-74	W	30-59	.508	8-23	.348	14-21	.667	14	27	41	34.4	16	17	17	5	6	82	76.9
at Utah Tech	12/30/2023	92-96	Lot	33-74	.446	12-35	.343	14-32	.438	10	24	34	34.4	32	16	9	1	15	92	77.9
at Jacksonville St.	01/06/2024	63-70	L	24-60	.400	3-17	.176	12-18	.667	10	17	27	33.9	18	11	8	4	11	63	76.9
New Mexico St.	01/11/2024	77-67	W	20-42	.476	13-24	.542	24-32	.750	1	26	27	33.5	15	13	11	2	4	77	76.9
<b>Total</b>		<b>1308</b>		<b>474-1058</b>	<b>.448</b>	<b>147-434</b>	<b>.339</b>	<b>213-326</b>	<b>.653</b>	<b>189</b>	<b>381</b>	<b>570</b>	<b>33.5</b>	<b>333</b>	<b>266</b>	<b>248</b>	<b>57</b>	<b>193</b>	<b>1308</b>	<b>76.9</b>
Opponents		1292		444-954	.465	135-381	.354	269-387	.695	197	453	650	38.2	294	247	315	69	123	1292	76.0

**FIU Averages**

Games Played	Points/game	FG Pct	3FG Pct	FT Pct	Rebounds/game	Assists/game	Turnovers/game	Assist/Turnover ratio	Steals/game	Blocks/game
17	76.9	44.8	33.9	65.3	33.5	15.6	14.6	1.1	11.4	3.4





## 2023-24 UTEP Men's Basketball Combined Team Statistics All games

### Game Records

Record	Overall	Home	Away	Neutral
ALL GAMES	9-7	8-2	0-4	1-1
CONFERENCE	0-1	0-0	0-1	0-0
NON-CONFERENCE	9-6	8-2	0-3	1-1

### Score by Periods

Team	1st	2nd	OT	TOT
UTEP	557	644	0	1201
Opponents	533	576	0	1109

### Team Box Score

No.	Player	Overall			Total			3-Point		F-Throw		Rebounds				Other Stats						
		GP-GS	MIN	AVG	FG-FGA	FG%	3FG-3FGA	3FG%	FT-FTA	FT%	OFF	DEF	TOT	AVG	PF	DQ	A	TO	BLK	STL	PTS	AVG
2	HARDY, Tae	16-16	511:13	32.0	78-193	.404	32-81	.395	47-65	.723	8	42	50	3.1	34	1	42	25	2	30	235	14.7
0	POWELL, Zid	16-16	416:14	26.0	57-141	.404	10-39	.256	58-81	.716	21	62	83	5.2	48	1	52	50	6	28	182	11.4
23	FRAZIER III, Otis	16-15	407:46	25.5	58-116	.500	9-37	.243	42-62	.677	25	36	61	3.8	25	0	19	14	3	25	167	10.4
13	SOLOMON, Calvin	16-11	330:54	20.7	36-73	.493	0-1	.000	54-71	.761	18	39	57	3.6	44	1	28	30	9	21	126	7.9
4	CAMPER JR., Corey	16-6	373:43	23.4	41-103	.398	13-46	.283	28-40	.700	13	18	31	1.9	25	0	14	18	6	23	123	7.7
33	JONES, Elijah	15-0	162:59	10.9	32-52	.615	6-16	.375	12-15	.800	8	23	31	2.1	14	0	2	12	5	8	82	5.5
34	KALU, Kevin	16-15	305:45	19.1	33-53	.623	0-0	.000	15-38	.395	32	59	91	5.7	45	3	3	20	11	7	81	5.1
5	TERRELL JR., David	16-0	254:37	15.9	25-50	.500	1-6	.167	19-28	.679	3	17	20	1.3	27	0	31	24	3	18	70	4.4
32	HAMILTON, Derick	10-0	56:03	5.6	14-22	.636	0-1	.000	6-13	.462	7	6	13	1.3	13	0	0	9	3	2	34	3.4
3	HEBB, Baylor	6-1	80:08	13.4	4-16	.250	1-8	.125	10-12	.833	2	6	8	1.3	12	0	2	4	0	3	19	3.2
21	COLE, Sebastian	9-0	90:44	10.1	9-21	.429	4-13	.308	2-2	1.000	1	2	3	0.3	12	0	11	6	0	7	24	2.7
11	HORTON, Trey	8-0	63:18	7.9	6-18	.333	3-14	.214	6-7	.857	3	5	8	1.0	1	0	6	1	1	2	21	2.6
1	DOS ANJOS, Jon	13-0	107:54	8.3	13-31	.419	5-19	.263	0-2	.000	9	20	29	2.2	24	1	3	7	2	5	31	2.4
20	LEVESQUE, Garrett	7-0	38:42	5.5	3-6	.500	0-2	.000	0-0	.000	3	5	8	1.1	8	0	6	1	1	1	6	0.9
Team												24	21	45				12				
<b>Total</b>		<b>16</b>	<b>3200</b>		<b>409-895</b>	<b>.457</b>	<b>84-283</b>	<b>.297</b>	<b>299-436</b>	<b>.686</b>	<b>177</b>	<b>361</b>	<b>538</b>	<b>33.6</b>	<b>332</b>	<b>7</b>	<b>219</b>	<b>233</b>	<b>52</b>	<b>180</b>	<b>1201</b>	<b>75.1</b>
<b>Opponents</b>		<b>16</b>	<b>3200</b>		<b>364-834</b>	<b>.436</b>	<b>90-286</b>	<b>.315</b>	<b>291-396</b>	<b>.735</b>	<b>162</b>	<b>380</b>	<b>542</b>	<b>33.9</b>	<b>335</b>	<b>13</b>	<b>165</b>	<b>299</b>	<b>46</b>	<b>116</b>	<b>1109</b>	<b>69.3</b>

### Team Statistics

	UTEP	OPP
<b>Scoring</b>	<b>1201</b>	<b>1109</b>
Points per game	75.1	69.3
Scoring margin	+5.8	-
<b>Field goals-att</b>	<b>409-895</b>	<b>364-834</b>
Field goal pct	.457	.436
<b>3 point fg-att</b>	<b>84-283</b>	<b>90-286</b>
3-point FG pct	.297	.315
3-pt FG made per game	5.3	5.6
<b>Free throws-att</b>	<b>299-436</b>	<b>291-396</b>
Free throw pct	.686	.735
F-Throws made per game	18.7	18.2
<b>Rebounds</b>	<b>538</b>	<b>542</b>
Rebounds per game	33.6	33.9
Rebounding margin	-0.3	-
<b>Assists</b>	<b>219</b>	<b>165</b>
Assists per game	13.7	10.3
<b>Turnovers</b>	<b>233</b>	<b>299</b>
Turnovers per game	14.6	18.7
Turnover margin	+4.1	-
Assist/turnover ratio	0.9	0.6
<b>Steals</b>	<b>180</b>	<b>116</b>
Steals per game	11.3	7.3
<b>Blocks</b>	<b>52</b>	<b>46</b>
Blocks per game	3.3	2.9
<b>Winning streak</b>	<b>1</b>	<b>-</b>
Home win streak	1	-
<b>Attendance</b>	<b>44141</b>	<b>12519</b>
Home games-Avg/Game	10-4414	4-3130
Neutral site-Avg/Game	-	2-514

### Team Results

Date	Opponent		Score	Att.
11/06/2023	McMurry	W	120-71	3782
11/09/2023	Science & Arts Okla.	W	123-72	3514
11/13/2023	UC Santa Barbara	W	89-76	7121
11/17/2023	Austin Peay	W	71-63	4871
11/20/2023	vs California	W	75-72	529
11/22/2023	vs Bradley	L	59-63	499
11/25/2023	at LMU (CA)	L	47-67	750
11/29/2023	A&M-Corpus Christi	L	63-67	4671
12/04/2023	Western N.M.	W	90-62	3656
12/09/2023	at Oregon	L	49-71	5084
12/17/2023	at Abilene Christian	L	82-88	1469
12/20/2023	Norfolk St.	W	67-65	4193
12/21/2023	Wyoming	W	78-67	4310
12/30/2023	Seattle U	L	61-73	4391
01/04/2024	at New Mexico St.	L	53-63	5216
01/07/2024	Chicago St.	W	74-69	3632





**2023-24 UTEP Men's Basketball  
Team Game-by-Game  
All games**

Opponent	Date	Score	W	Total		3-Pointers		Free throws		Rebounds										
				FG-FGA	PCT	3FG-3FGA	PCT	FT-FTA	PCT	OFF	DEF	TOT	AVG	PF	A	TO	BLK	STL	PTS	AVG
McMurry	11/06/2023	120-71	W	50-79	.633	9-23	.391	11-18	.611	10	40	50	50.0	19	33	16	7	19	120	120.0
Science & Arts Okla.	11/09/2023	123-72	W	40-70	.571	10-24	.417	33-44	.750	14	27	41	45.5	21	26	9	3	18	123	121.5
UC Santa Barbara	11/13/2023	89-76	W	34-63	.540	3-10	.300	18-31	.581	10	25	35	42.0	23	18	7	3	11	89	110.7
Austin Peay	11/17/2023	71-63	W	26-47	.553	5-18	.278	14-31	.452	9	26	35	40.3	19	21	21	2	9	71	100.8
vs California	11/20/2023	75-72	W	20-53	.377	5-17	.294	30-37	.811	16	14	30	38.2	26	9	13	2	11	75	95.6
vs Bradley	11/22/2023	59-63	L	21-57	.368	4-17	.235	13-18	.722	15	24	39	38.3	18	11	19	3	8	59	89.5
at LMU (CA)	11/25/2023	47-67	L	16-53	.302	2-17	.118	13-19	.684	7	25	32	37.4	19	8	14	4	8	47	83.4
A&M-Corpus Christi	11/29/2023	63-67	L	22-52	.423	3-19	.158	16-24	.667	10	22	32	36.8	21	13	21	5	9	63	80.9
Western N.M.	12/04/2023	90-62	W	33-71	.465	10-29	.345	14-18	.778	21	30	51	38.3	16	19	9	8	11	90	81.9
at Oregon	12/09/2023	49-71	L	18-50	.360	4-15	.267	9-18	.500	8	18	26	37.1	22	9	18	2	10	49	78.6
at Abilene Christian	12/17/2023	82-88	L	26-62	.419	5-15	.333	25-36	.694	16	19	35	36.9	33	12	15	0	15	82	78.9
Norfolk St.	12/20/2023	67-65	W	18-43	.419	4-15	.267	27-37	.730	13	17	30	36.3	23	6	17	5	11	67	77.9
Wyoming	12/21/2023	78-67	W	24-50	.480	4-13	.308	26-35	.743	8	22	30	35.8	28	7	12	3	7	78	77.9
Seattle U	12/30/2023	61-73	L	18-53	.340	4-20	.200	21-26	.808	5	22	27	35.2	13	6	9	1	7	61	76.7
at New Mexico St.	01/04/2024	53-63	L	17-42	.405	5-19	.263	14-21	.667	7	17	24	34.5	17	9	15	2	11	53	75.1
Chicago St.	01/07/2024	74-69	W	26-50	.520	7-12	.583	15-23	.652	8	13	21	33.6	14	12	18	2	15	74	75.1
<b>Total</b>		<b>1201</b>		<b>409-895</b>	<b>.457</b>	<b>84-283</b>	<b>.297</b>	<b>299-436</b>	<b>.686</b>	<b>177</b>	<b>361</b>	<b>538</b>	<b>33.6</b>	<b>332</b>	<b>219</b>	<b>233</b>	<b>52</b>	<b>180</b>	<b>1201</b>	<b>75.1</b>
Opponents		1109		364-834	.436	90-286	.315	291-396	.735	162	380	542	33.9	335	165	299	46	116	1109	69.3

**UTEP Averages**

Games Played	Points/game	FG Pct	3FG Pct	FT Pct	Rebounds/game	Assists/game	Turnovers/game	Assist/Turnover ratio	Steals/game	Blocks/game
16	75.1	45.7	29.7	68.6	33.6	13.7	14.6	0.9	11.3	3.3





Officials: Keith Kimble, Kevin Mathis, James Hicks

FIU - 62

Record: 0-1

NO.	Name	Min	FG			Rebounds			Fouls		TP	AS	TO	ST	Blocks		+/-
			M-A	M-A	M-A	OR	DR	TOT	PF	FD					BS	BA	
21	Jonathan Aybar	F 21:57	2-5	0-3	0-0	0	2	2	4	1	4	0	4	0	0	0	-14
4	Seth Pinkney	C 15:50	0-1	0-0	6-8	1	2	3	2	4	6	0	0	0	1	0	-17
1	Dashon Gittens	G 31:33	3-12	1-3	4-4	0	1	1	2	2	11	2	2	2	0	3	-20
2	Arturo Dean	G 20:55	1-7	0-2	0-0	1	3	4	5	0	2	4	4	3	0	1	-20
23	Petar Krivokapic	G 30:38	4-6	0-2	2-3	1	4	5	2	1	10	0	4	2	0	0	-21
3	Javaunte Hawkins	15:39	3-4	3-3	0-0	0	1	1	2	1	9	1	7	0	0	0	-7
11	Jayden Brewer	22:32	2-5	0-2	5-7	1	5	6	0	5	9	1	0	0	0	1	-2
12	Dante Wilcox	08:12	0-0	0-0	0-0	0	0	0	0	2	0	0	1	2	0	0	6
33	Mohamed Sanogo	15:11	2-4	0-0	3-6	2	1	3	1	3	7	0	0	0	1	0	-10
31	George Pridgett Jr.	09:45	0-2	0-2	4-4	0	0	0	0	2	4	2	1	2	0	0	-1
24	Jaden Grant	01:56	0-0	0-0	0-0	0	0	0	0	0	0	0	1	0	0	0	-7
5	Jaidon Lipscomb	05:52	0-1	0-1	0-0	0	0	0	0	0	0	0	0	0	0	0	-2
Team						3	2	5			0		0				
<b>Totals</b>			17-47	4-18	24-32	9	21	30	18	21	62	10	24	11	2	5	-23

Shooting By Period		
1 <sup>st</sup> FG%	5-20	25.0%
3PT%	2-8	25.0%
FT%	9-14	64.3%
2 <sup>nd</sup> FG%	12-27	44.4%
3PT%	2-10	20.0%
FT%	15-18	83.3%
GM FG%	17-47	36.2%
3PT%	4-18	22.2%
FT%	24-32	75.0%

Dead Ball Rebounds: 5, 0

Technical Fouls::NONE

UCF - 85

Record: 1-0

NO.	Name	Min	FG			Rebounds			Fouls		TP	AS	TO	ST	Blocks		+/-
			M-A	M-A	M-A	OR	DR	TOT	PF	FD					BS	BA	
5	Omar Payne	F 15:05	1-2	0-0	2-2	2	4	6	5	1	4	0	0	1	2	0	12
2	Shemarri Allen	G 29:16	3-7	0-1	2-3	2	3	5	2	4	8	5	2	3	0	1	21
3	Darius Johnson	G 31:19	5-12	3-8	2-4	1	3	4	3	3	15	4	6	2	0	0	20
12	DeMarr Langford Jr.	G 26:06	2-4	0-0	1-4	0	1	1	3	3	5	3	0	2	0	0	31
24	Jaylin Sellers	G 32:06	8-15	1-4	6-7	2	4	6	1	5	23	2	2	3	0	1	20
4	Comeh Emuobor	06:18	0-2	0-1	0-0	0	1	1	1	0	0	0	0	0	0	0	0
10	Mintautas Mockus	07:00	1-4	0-3	0-0	1	0	1	2	0	2	0	0	1	0	0	-12
20	Poohpha Warakulnukroh	00:38	0-0	0-0	0-0	0	0	0	0	0	0	0	0	0	0	0	0
11	Ibrahima Diallo	10:37	3-4	0-0	1-1	1	2	3	0	1	7	0	0	1	3	0	8
22	Nils Machowski	08:41	1-2	1-2	2-2	1	0	1	0	1	5	1	2	1	0	0	3
15	Tyler Hendricks	14:16	3-4	1-2	0-0	1	3	4	2	0	7	1	2	0	0	0	7
31	Thierno Sylla	18:00	4-6	1-3	0-0	1	1	2	2	0	9	0	3	2	0	0	4
0	Charlie May	00:38	0-0	0-0	0-0	0	0	0	0	0	0	0	0	0	0	0	1
Team						1	2	3			0		1				
<b>Totals</b>			31-62	7-24	16-23	13	24	37	21	18	85	16	18	16	5	2	23

Shooting By Period		
1 <sup>st</sup> FG%	19-39	48.7%
3PT%	4-14	28.6%
FT%	1-3	33.3%
2 <sup>nd</sup> FG%	12-23	52.2%
3PT%	3-10	30.0%
FT%	15-20	75%
GM FG%	31-62	50.0%
3PT%	7-24	29.2%
FT%	16-23	69.6%

Dead Ball Rebounds: 4, 0

Technical Fouls::NONE

	FIU	UCF
Biggest lead	2 (1 <sup>st</sup> 19:08)	30 (2 <sup>nd</sup> 16:11)
Best Scoring Run	6 (2 <sup>nd</sup> 13:43)	12 (2 <sup>nd</sup> 19:21)
Lead Changes	1	
Times Tied	1	
Time with Lead	00:22	38:25

	FIU	UCF
Points from	18	22
Turnovers	26	46
Paint	5	20
Second Chance	24	21
Fast Breaks	29	30
Bench		

Period by Period Scoring			
	1st	2nd	TOT
FIU	21	41	62
UCF	43	42	85





Officials: Rick Crawford, Jamie Luckie, Kenneth Moreland

**Tarleton St. - 82**

Record: 1-1

NO.	Name	F	Min	FG	3P	FT	Rebounds			Fouls		TP	AS	TO	ST	Blocks		+/-
				M-A	M-A	M-A	OR	DR	TOT	PF	FD					BS	BA	
6	Jakorie Smith	F	37:10	12-20	6-10	4-6	2	6	8	1	3	34	2	2	6	2	0	20
9	Emmanuel Innocenti	F	27:40	2-3	0-1	1-2	1	6	7	3	1	5	0	5	0	0	0	13
4	Lue Williams	G	38:29	5-11	0-2	1-2	2	6	8	3	2	11	5	5	2	2	1	23
11	Bubu Benjamin	G	13:03	0-3	0-1	1-2	2	2	4	3	2	1	3	2	1	0	1	6
13	Devon Barnes	G	39:20	5-10	2-5	2-2	1	1	2	2	1	14	5	3	2	0	2	18
0	Izzy Miles		11:03	0-2	0-0	0-0	0	0	0	0	0	0	0	1	0	0	0	6
10	Adam Moussa		01:05	0-0	0-0	0-0	0	0	0	0	0	0	0	2	1	0	0	-3
5	KiAndre Gaddy		28:28	7-10	0-0	3-4	9	5	14	3	4	17	0	1	1	2	2	5
22	Jalen Thomas		03:42	0-1	0-0	0-0	0	0	0	2	0	0	0	2	0	0	0	-3
Team												0			3			
<b>Totals</b>				31-60	8-19	12-18	19	28	47	17	13	82	15	26	13	6	6	17

Shooting By Period		
1 <sup>st</sup> FG%	18-38	47.4%
3PT%	5-13	38.5%
FT%	3-4	75%
2 <sup>nd</sup> FG%	13-22	59.1%
3PT%	3-6	50.0%
FT%	9-14	64.3%
GM FG%	31-60	51.7%
3PT%	8-19	42.1%
FT%	12-18	66.7%

Dead Ball Rebounds: 1, 0

Technical Fouls: Williams 1<sup>st</sup>10:36

**FIU - 65**

Record: 0-2

NO.	Name	F	Min	FG	3P	FT	Rebounds			Fouls		TP	AS	TO	ST	Blocks		+/-
				M-A	M-A	M-A	OR	DR	TOT	PF	FD					BS	BA	
21	Jonathan Aybar	F	26:45	4-8	2-3	4-4	2	3	5	2	4	14	2	5	4	1	0	4
4	Seth Pinkney	C	10:56	1-2	0-0	2-2	0	0	0	2	1	4	0	2	0	1	0	-15
1	Dashon Gittens	G	34:08	2-6	1-5	3-4	1	0	1	4	4	8	2	1	4	0	0	-7
2	Arturo Dean	G	28:01	6-12	2-6	0-0	1	1	2	2	1	14	4	4	3	0	0	1
23	Petar Krivokapic	G	18:41	0-5	0-4	0-0	1	2	3	0	1	0	0	1	1	0	1	-23
3	Javaunte Hawkins		18:39	1-5	0-4	0-0	0	2	2	0	1	2	0	2	1	0	1	-21
11	Jayden Brewer		22:57	4-10	1-4	1-5	1	3	4	0	3	10	0	4	3	2	3	-8
33	Mohamed Sanogo		21:20	3-4	0-0	0-0	2	1	3	2	0	6	4	0	1	1	1	-7
31	George Pridgett Jr.		12:56	2-4	2-4	1-2	0	1	1	0	1	7	0	1	0	1	0	-9
5	Jaidon Lipscomb		05:37	0-2	0-2	0-0	0	0	0	1	0	0	2	0	0	0	0	0
Team												0			1			
<b>Totals</b>				23-58	8-32	11-17	10	15	25	13	16	65	14	21	17	6	6	-17

Shooting By Period		
1 <sup>st</sup> FG%	12-27	44.4%
3PT%	3-12	25.0%
FT%	11-16	68.8%
2 <sup>nd</sup> FG%	11-31	35.5%
3PT%	5-20	25.0%
FT%	0-1	0%
GM FG%	23-58	39.7%
3PT%	8-32	25.0%
FT%	11-17	64.7%

Dead Ball Rebounds: 3, 0

Technical Fouls: NONE

	TSU	FIU
Biggest lead	21 (2 <sup>nd</sup> 2:19)	0 (1 <sup>st</sup> 20:00)
Best Scoring Run	8 (1 <sup>st</sup> 13:54)	11 (1 <sup>st</sup> 1:30)
Lead Changes	0	
Times Tied	1	
Time with Lead	38:36	00:00

	TSU	FIU
Points from		
Turnovers	24	18
Paint	46	30
Second Chance	19	9
Fast Breaks	9	10
Bench	17	25

	Period by Period Scoring		
	1st	2nd	TOT
TSU	44	38	82
FIU	38	27	65





Officials: Ron Groover, Pat Adams, Tony Henderson

FIU - 80

Record: 0-3

NO.	Name	F/C	Min	FG		3P		FT		Rebounds			Fouls		TP	AS	TO	ST	Blocks		+/-
				M-A	M-A	M-A	OR	DR	TOT	PF	FD	BS	BA								
21	Jonathan Aybar	F	25:50	2-4	0-2	0-0	4	2	6	1	2	4	2	2	2	2	2	2	2	0	4
4	Seth Pinkney	C	17:54	3-3	0-0	1-2	3	3	6	2	2	7	2	1	0	1	0	1	0	1	
1	Dashon Gittens	G	32:58	6-14	2-7	0-0	1	1	2	2	0	14	1	1	1	0	0	10			
2	Arturo Dean	G	28:18	7-16	3-5	2-3	1	4	5	2	2	19	6	2	2	0	2	1			
23	Petar Krivokapic	G	26:58	1-8	0-7	0-0	1	0	1	1	0	2	2	1	1	0	0	1			
3	Javaunte Hawkins		15:42	4-8	3-7	0-0	0	1	1	0	0	11	0	1	0	0	1	-19			
11	Jayden Brewer		10:48	3-6	0-1	0-0	1	0	1	0	0	6	1	1	0	0	1	-19			
33	Mohamed Sanogo		19:47	3-5	0-0	2-3	2	3	5	3	2	8	1	0	0	1	0	-5			
12	Dante Wilcox		10:55	0-1	0-0	0-0	2	1	3	2	0	0	2	0	1	0	0	-15			
31	George Pridgett Jr.		10:50	3-6	3-4	0-0	0	1	1	2	1	9	0	0	0	0	1	11			
Team										1	2	3			0			1			
<b>Totals</b>				32-71	11-33	5-8	16	18	34	15	9	80	17	10	7	4	5	-6			

Shooting By Period		
1 <sup>st</sup> FG%	15-35	42.9%
3PT%	7-17	41.2%
FT%	2-3	66.7%
2 <sup>nd</sup> FG%	17-36	47.2%
3PT%	4-16	25.0%
FT%	3-5	60%
GM FG%	32-71	45.1%
3PT%	11-33	33.3%
FT%	5-8	62.5%

Dead Ball Rebounds: 1, 0

Technical Fouls::NONE

#12 Miami (FL) - 86

Record: 3-0

NO.	Name	F/C	Min	FG		3P		FT		Rebounds			Fouls		TP	AS	TO	ST	Blocks		+/-
				M-A	M-A	M-A	OR	DR	TOT	PF	FD	BS	BA								
15	Norchad Omier	F	23:33	2-6	0-1	2-2	4	7	11	4	1	6	2	3	2	2	1	2	1	-5	
0	Matthew Cleveland	G	35:18	8-10	3-3	4-5	2	5	7	0	5	23	4	1	0	0	1	5			
4	Bensley Joseph	G	37:58	6-9	4-5	2-2	0	1	1	2	1	18	4	2	2	1	0	6			
5	Wooga Poplar	G	36:03	6-11	4-6	2-2	0	6	6	2	3	18	4	5	2	0	1	8			
24	Nijel Pack	G	36:05	7-13	2-6	1-3	0	2	2	1	4	17	5	3	2	0	0	-2			
1	Michael Nwoko		12:37	1-1	0-0	0-0	0	1	1	0	0	2	0	0	0	1	0	-3			
7	Kyshawn George		03:55	0-2	0-0	0-0	0	2	2	0	1	0	0	0	0	0	1	8			
3	Christian Watson		06:16	0-0	0-0	0-0	0	0	0	0	0	0	1	0	0	0	0	0			
23	AJ Casey		08:15	1-1	0-0	0-0	0	1	1	0	0	2	0	0	0	1	0	13			
Team										1	0	1			0			0			
<b>Totals</b>				31-53	13-21	11-14	7	25	32	9	15	86	20	14	8	5	4	6			

Shooting By Period		
1 <sup>st</sup> FG%	15-30	50.0%
3PT%	7-11	63.6%
FT%	4-5	80%
2 <sup>nd</sup> FG%	16-23	69.6%
3PT%	6-10	60.0%
FT%	7-9	77.8%
GM FG%	31-53	58.5%
3PT%	13-21	61.9%
FT%	11-14	78.6%

Dead Ball Rebounds: 0, 0

Technical Fouls::NONE

	FIU	MIA
Biggest lead	12 (2 <sup>nd</sup> 16:10)	17 (1 <sup>st</sup> 9:56)
Best Scoring Run	17(2 <sup>nd</sup> 16:10)	19(2 <sup>nd</sup> 11:29)
Lead Changes	3	
Times Tied	2	
Time with Lead	07:46	30:24

Points from	FIU	MIA
Turnovers	20	15
Paint	40	26
Second Chance	24	2
Fast Breaks	2	28
Bench	34	4

	Period by Period Scoring		
	1st	2nd	TOT
FIU	39	41	80
MIA	41	45	86





Official Basketball Box Score - Final  
**FIU at Houston Christian**  
 11/15/23 Sharp Gymnasium, Houston  
 2023-24 Men's Basketball

Game Time: 7:00 PM  
 Game Duration: 2:13  
 Attendance: 609

Officials: Rod Dixon, Joe Wilbert, Brent Simmons

FIU - 83

Record: 1-3

NO.	Name	Min	FG			Rebounds			Fouls		TP	AS	TO	ST	Blocks		+/-
			M-A	M-A	M-A	OR	DR	TOT	PF	FD					BS	BA	
21	Jonathan Aybar	F 29:58	4-7	1-2	2-3	3	5	8	2	5	11	6	5	3	0	0	15
4	Seth Pinkney	C 03:02	0-0	0-0	0-0	0	0	0	5	0	0	0	1	0	0	0	-7
1	Dashon Gittens	G 34:24	7-14	4-6	2-2	4	4	8	2	4	20	5	2	1	0	2	8
2	Arturo Dean	G 34:15	7-11	1-2	3-6	1	1	2	0	4	18	6	3	6	0	2	11
23	Petar Krivokapic	G 23:15	4-9	3-6	2-3	1	0	1	2	1	13	0	2	0	1	0	7
33	Mohamed Sanogo	15:46	2-3	0-0	0-0	2	4	6	5	0	4	0	2	2	0	0	7
11	Jayden Brewer	14:45	1-3	0-1	1-2	0	0	0	3	1	3	1	1	0	0	0	-6
31	George Pridgett Jr.	09:03	0-5	0-5	0-0	0	1	1	0	0	0	0	0	0	0	0	1
3	Javaunte Hawkins	13:37	1-5	1-5	0-0	1	1	2	2	0	3	1	1	1	0	1	3
12	Dante Wilcox	11:18	0-1	0-0	1-2	1	0	1	5	1	1	1	2	0	0	0	6
0	Okechukwu Okeke	01:27	1-2	0-1	0-0	0	0	0	0	0	2	0	0	0	0	0	-3
5	Jaidon Lipscomb	09:10	3-4	2-3	0-0	0	0	0	0	0	8	0	0	2	0	0	3
10	Travis Gray	00:00	0-0	0-0	0-0	0	0	0	0	0	0	0	0	0	0	0	0
Team						3	1	4			0						
<b>Totals</b>			30-64	12-31	11-18	16	17	33	26	16	83	20	19	15	1	5	9

Shooting By Period		
1 <sup>st</sup> FG%	13-29	44.8%
3PT%	5-15	33.3%
FT%	9-15	60%
2 <sup>nd</sup> FG%	17-35	48.6%
3PT%	7-16	43.8%
FT%	2-3	66.7%
GM FG%	30-64	46.9%
3PT%	12-31	38.7%
FT%	11-18	61.1%

Dead Ball Rebounds: 3, 0

Technical Fouls: Sanogo 1<sup>st</sup>8:08 Aybar 1<sup>st</sup>0:03 Okeke 2<sup>nd</sup>17:19

Houston Christian - 74

Record: 0-2

NO.	Name	Min	FG			Rebounds			Fouls		TP	AS	TO	ST	Blocks		+/-
			M-A	M-A	M-A	OR	DR	TOT	PF	FD					BS	BA	
4	Bonke Maring	F 31:33	3-4	0-0	0-0	2	9	11	2	3	6	4	3	1	0	0	-9
11	Tristan Moore	F 18:56	2-4	1-2	3-3	0	2	2	0	2	8	1	2	0	0	0	-7
33	Michael Imariagbe	F 33:40	6-7	0-0	2-6	1	4	5	1	4	14	1	6	0	4	0	-14
2	Pierce Bazil	G 38:11	6-15	0-5	4-8	3	1	4	2	5	16	3	7	2	0	0	-9
10	Marcus Greene	G 29:40	4-6	1-1	0-0	0	3	3	3	3	9	2	2	0	0	0	-1
8	Bruce Carpenter	24:40	4-8	0-2	7-9	2	1	3	3	5	15	3	2	0	1	0	2
20	Chigozie Achara	10:44	2-2	0-0	2-2	1	1	2	3	2	6	0	1	0	0	0	4
24	Jake Arnold	02:30	0-0	0-0	0-2	0	0	0	1	1	0	0	1	0	0	0	-5
7	Dominic Capriotti	06:13	0-3	0-3	0-0	0	0	0	0	0	0	0	1	0	0	1	-6
5	Porter Bazil	03:53	0-1	0-1	0-0	1	0	1	2	0	0	0	1	0	0	0	0
Team						2	0	2			0						
<b>Totals</b>			27-50	2-14	18-30	12	21	33	17	25	74	14	26	3	5	1	-9

Shooting By Period		
1 <sup>st</sup> FG%	10-23	43.5%
3PT%	1-9	11.1%
FT%	9-15	60%
2 <sup>nd</sup> FG%	17-27	63.0%
3PT%	1-5	20.0%
FT%	9-15	60%
GM FG%	27-50	54.0%
3PT%	2-14	14.3%
FT%	18-30	60.0%

Dead Ball Rebounds: 6, 1

Technical Fouls: Achara 1<sup>st</sup>8:08

	FIU	HCU
Biggest lead	18 (2 <sup>nd</sup> 18:31)	6 (1 <sup>st</sup> 11:50)
Best Scoring Run	9 (1 <sup>st</sup> 4:34)	6 (1 <sup>st</sup> 11:50)
Lead Changes	5	
Times Tied	5	
Time with Lead	28:13	08:12

Points from	FIU	HCU
Turnovers	33	16
Paint	32	46
Second Chance	13	14
Fast Breaks	13	8
Bench	21	21

	Period by Period Scoring		
	1st	2nd	TOT
FIU	40	43	83
HCU	30	44	74





Official Basketball Box Score - Final

**FIU at Akron**

11/19/23 John Gray Gymnasium, George Town, Cayman Islands  
2023-24 Men's Basketball

Game Time: 7:30 PM

Game Duration: 2:08

Attendance: 1,100

Officials: Jeff Anderson, Tony Chiazza, Matt Potter

FIU - 71

Record: 1-4

NO.	Name	Min	FG			Rebounds			Fouls		TP	AS	TO	ST	Blocks		+/-
			M-A	M-A	M-A	OR	DR	TOT	PF	FD					BS	BA	
21	Jonathan Aybar	F 15:04	2-3	0-0	3-3	0	2	2	5	3	7	0	2	2	0	0	14
4	Seth Pinkney	C 12:26	0-1	0-0	0-0	0	0	0	4	0	0	0	0	0	2	0	7
1	Dashon Gittens	G 29:28	1-5	0-3	5-5	1	1	2	4	3	7	4	2	4	1	0	3
2	Arturo Dean	G 35:10	5-11	2-3	2-5	0	5	5	2	4	14	9	6	4	0	0	3
23	Petar Krivokapic	G 31:16	9-10	5-6	3-3	1	1	2	0	5	26	1	0	2	0	0	-8
33	Mohamed Sanogo	19:17	3-7	0-0	1-3	1	2	3	3	2	7	1	4	0	0	0	-17
3	Javaunte Hawkins	24:13	1-5	1-3	3-4	0	4	4	3	3	6	0	1	1	0	1	-14
11	Jayden Brewer	11:45	0-5	0-3	0-0	0	0	0	3	1	0	0	1	0	0	1	-3
12	Dante Wilcox	09:51	1-2	0-0	0-0	1	0	1	0	0	2	0	0	0	1	0	-9
31	George Pridgett Jr.	07:33	1-3	0-1	0-0	0	1	1	0	0	2	0	0	1	0	0	0
24	Jaden Grant	00:55	0-0	0-0	0-0	0	0	0	0	0	0	0	1	0	0	0	-4
5	Jaidon Lipscomb	03:02	0-1	0-1	0-0	0	0	0	0	0	0	0	0	0	0	0	-2
Team						2	1	3			0			2			
<b>Totals</b>			23-53	8-20	17-23	6	17	23	24	21	71	15	19	14	4	2	-6

Shooting By Period		
1st FG%	11-23	47.8%
3PT%	2-7	28.6%
FT%	4-7	57.1%
2nd FG%	12-30	40.0%
3PT%	6-13	46.2%
FT%	13-16	81.3%
GM FG%	23-53	43.4%
3PT%	8-20	40.0%
FT%	17-23	73.9%

Dead Ball Rebounds: 4, 1

Technical Fouls::NONE

Akron - 77

Record: 4-0

NO.	Name	Min	FG			Rebounds			Fouls		TP	AS	TO	ST	Blocks		+/-
			M-A	M-A	M-A	OR	DR	TOT	PF	FD					BS	BA	
11	Sammy Hunter	F 14:31	3-7	1-4	2-2	1	0	1	4	2	9	1	2	0	0	0	-17
25	Enrique Freeman	F 33:40	8-14	2-2	9-13	4	10	14	4	12	27	0	5	2	1	2	4
2	Greg Tribble	G 30:27	0-3	0-1	3-4	1	1	2	2	3	3	3	3	0	1	1	9
5	Tavari Johnson	G 18:59	2-4	1-2	0-0	0	1	1	2	0	5	2	1	0	0	1	-10
34	Nate Johnson	G 26:02	4-7	1-2	1-3	1	3	4	3	3	10	2	1	2	0	0	-7
22	Mikal Dawson	31:52	3-8	3-8	0-1	0	4	4	1	2	9	3	4	0	0	0	15
1	Shammah Scott	23:45	3-6	0-3	0-0	1	1	2	4	1	6	2	2	1	0	0	16
3	Kaleb Thornton	20:44	3-5	2-3	0-2	0	2	2	1	1	8	3	1	1	0	0	20
Team						7	4	11			0			0			
<b>Totals</b>			26-54	10-25	15-25	15	26	41	21	24	77	16	19	6	2	4	6

Shooting By Period		
1st FG%	13-27	48.1%
3PT%	4-13	30.8%
FT%	5-9	55.6%
2nd FG%	13-27	48.1%
3PT%	6-12	50.0%
FT%	10-16	62.5%
GM FG%	26-54	48.1%
3PT%	10-25	40.0%
FT%	15-25	60.0%

Dead Ball Rebounds: 5, 0

Technical Fouls::NONE

	FIU	AKRON
Biggest lead	5 (1st 16:05)	9 (2nd 0:23)
Best Scoring Run	8(2nd 7:23)	10(1st 2:06)
Lead Changes	7	
Times Tied	11	
Time with Lead	10:38	22:16

Points from	FIU	AKRON
Turnovers	22	18
Paint	26	32
Second Chance	5	9
Fast Breaks	22	14
Bench	17	23

	Period by Period Scoring		
	1st	2nd	TOT
FIU	28	43	71
AKRON	35	42	77





**Marshall at FIU**

11/20/23 John Gray Gymnasium, George Town, Cayman Islands  
2023-24 Men's Basketball

Officials: Mike Reed, John Gafney, Tony Henderson

**Marshall - 80**

Record: 2-2

NO.	Name	Min	FG	3P	FT	Rebounds			Fouls		TP	AS	TO	ST	Blocks		+/-
			M-A	M-A	M-A	OR	DR	TOT	PF	FD					BS	BA	
2	Wyatt Fricks	F 29:12	6-8	1-1	2-2	0	4	4	1	1	15	0	2	0	1	0	5
4	Jacob Conner	F 24:42	6-9	3-5	0-0	0	1	1	2	1	15	4	3	0	1	0	5
41	Nate Martin	F 35:16	4-6	0-0	4-4	3	8	11	3	5	12	3	1	0	2	0	4
0	Kevon Voyles	G 20:44	3-7	1-5	11-12	1	3	4	2	6	18	0	4	3	0	0	5
11	Kamdyn Curfman	G 29:40	2-9	1-8	0-0	0	1	1	1	2	5	4	4	2	0	0	2
5	Cameron Crawford	18:13	3-9	1-3	0-0	0	0	0	0	1	7	2	1	0	0	1	13
14	Ryan Nutter	24:45	0-2	0-2	2-2	1	2	3	1	3	2	3	2	0	0	0	10
21	Goran Miladinovic	17:28	2-2	0-0	2-2	1	6	7	3	2	6	3	2	1	0	0	11
Team						2	3	5			0						
<b>Totals</b>			26-52	7-24	21-22	8	28	36	13	21	80	19	19	6	4	1	11

Shooting By Period		
1 <sup>st</sup> FG%	17-33	51.5%
3PT%	6-15	40.0%
FT%	4-4	100%
2 <sup>nd</sup> FG%	9-19	47.4%
3PT%	1-9	11.1%
FT%	17-18	94.4%
GM FG%	26-52	50.0%
3PT%	7-24	29.2%
FT%	21-22	95.5%

Dead Ball Rebounds: 0, 0

Technical Fouls::NONE

**FIU - 69**

Record: 1-5

NO.	Name	Min	FG	3P	FT	Rebounds			Fouls		TP	AS	TO	ST	Blocks		+/-
			M-A	M-A	M-A	OR	DR	TOT	PF	FD					BS	BA	
21	Jonathan Aybar	F 32:41	6-9	0-1	1-2	3	2	5	3	5	13	1	2	2	0	0	-4
4	Seth Pinkney	C 15:34	2-3	0-0	1-2	1	2	3	1	3	5	2	0	1	0	0	7
1	Dashon Gittens	G 27:18	3-9	1-6	0-0	0	2	2	4	0	7	3	2	3	0	1	-8
2	Arturo Dean	G 29:48	5-14	1-3	0-0	2	4	6	5	0	11	4	6	2	0	1	-13
23	Petar Krivokapic	G 31:45	4-14	2-10	2-2	1	3	4	2	2	12	2	1	4	0	1	-1
33	Mohamed Sanogo	08:05	1-2	0-0	0-0	2	3	5	0	0	2	0	1	0	1	0	-14
3	Javaunte Hawkins	21:28	3-8	3-7	1-2	0	0	0	2	1	10	0	1	1	0	0	-1
11	Jayden Brewer	16:00	4-9	0-1	1-4	4	0	4	1	2	9	0	1	1	0	1	-5
12	Dante Wilcox	11:20	0-0	0-0	0-0	1	1	2	3	0	0	0	1	0	0	0	-11
31	George Pridgett Jr.	06:01	0-1	0-1	0-0	0	0	0	0	0	0	1	0	1	0	0	-5
Team						1	2	3			0						
<b>Totals</b>			28-69	7-29	6-12	15	19	34	21	13	69	13	16	15	1	4	-11

Shooting By Period		
1 <sup>st</sup> FG%	11-31	35.5%
3PT%	2-12	16.7%
FT%	1-2	50%
2 <sup>nd</sup> FG%	17-38	44.7%
3PT%	5-17	29.4%
FT%	5-10	50%
GM FG%	28-69	40.6%
3PT%	7-29	24.1%
FT%	6-12	50.0%

Dead Ball Rebounds: 4, 0

Technical Fouls::NONE

	MSH	FIU
Biggest lead	19 (1 <sup>st</sup> 0:48)	2 (1 <sup>st</sup> 17:44)
Best Scoring Run	7 (1 <sup>st</sup> 6:20)	8 (2 <sup>nd</sup> 10:52)
Lead Changes	6	
Times Tied	2	
Time with Lead	38:03	01:11

Points from	MSH	FIU
Turnovers	16	16
Paint	30	38
Second Chance	17	12
Fast Breaks	10	9
Bench	15	21

	Period by Period Scoring		
	1st	2nd	TOT
MSH	44	36	80
FIU	25	44	69





LMU (CA) at FIU

11/21/23 John Gray Gymnasium, George Town, Cayman Islands  
2023-24 Men's Basketball

Officials: Paul Szelc, Tony Chiazza, Mark Riggs

LMU (CA) - 61

Record: 3-3

NO.	Name	Min	FG			Rebounds			Fouls		TP	AS	TO	ST	Blocks		+/-
			M-A	M-A	M-A	OR	DR	TOT	PF	FD					BS	BA	
23	Alex Merkviladze	F 21:23	3-8	1-3	2-3	1	3	4	1	2	9	0	1	2	0	1	8
34	Keli Leaupepe	F 21:15	2-4	1-1	2-2	0	0	0	4	2	7	1	1	1	0	0	3
15	Lars Thiemann	C 27:17	1-1	0-0	4-4	1	3	4	3	2	6	0	1	0	2	0	-5
3	Justice Hill	G 27:54	3-9	1-5	0-0	1	1	2	0	2	7	2	6	1	1	0	4
5	Justin Wright	G 30:03	4-10	0-3	7-7	0	8	8	3	5	15	0	2	0	0	1	-2
4	Will Johnston	19:43	1-5	0-3	2-2	0	0	0	1	1	4	2	4	1	0	0	-2
21	Michael Graham	12:43	1-2	0-0	0-0	2	3	5	0	0	2	0	1	0	1	0	6
55	Dominick Harris	24:09	2-7	1-4	2-4	1	3	4	0	4	7	1	3	0	0	0	-8
16	Aaron McBride	15:33	2-2	0-0	0-0	4	1	5	0	0	4	1	0	0	0	0	1
Team						2	3	5			0	0					
<b>Totals</b>			19-48	4-19	19-22	12	25	37	12	18	61	7	19	5	4	2	1

Shooting By Period		
1 <sup>st</sup> FG%	13-25	52.0%
3PT%	4-10	40.0%
FT%	11-12	91.7%
2 <sup>nd</sup> FG%	6-23	26.1%
3PT%	0-9	0.0%
FT%	8-10	80%
GM FG%	19-48	39.6%
3PT%	4-19	21.1%
FT%	19-22	86.4%

Dead Ball Rebounds: 2, 0

Technical Fouls::NONE

FIU - 60

Record: 1-6

NO.	Name	Min	FG			Rebounds			Fouls		TP	AS	TO	ST	Blocks		+/-
			M-A	M-A	M-A	OR	DR	TOT	PF	FD					BS	BA	
21	Jonathan Aybar	F 28:34	5-8	0-1	1-2	1	3	4	3	6	11	0	2	0	1	1	4
4	Seth Pinkney	C 14:55	3-4	0-1	1-2	2	3	5	4	2	7	3	1	0	1	0	4
1	Dashon Gittens	G 32:09	9-15	1-3	0-0	1	2	3	2	1	19	2	2	1	0	0	-1
2	Arturo Dean	G 30:05	4-15	1-1	1-2	0	0	0	2	1	10	4	3	4	0	1	10
23	Petar Krivokapic	G 23:33	2-3	0-1	0-0	0	0	0	1	2	4	0	0	0	0	0	-2
3	Javaunte Hawkins	12:15	1-6	1-5	0-0	1	2	3	0	0	3	1	1	0	0	0	-4
11	Jayden Brewer	03:40	0-1	0-1	0-0	0	0	0	0	0	0	0	0	0	0	0	-2
33	Mohamed Sanogo	18:13	3-7	0-0	0-0	2	2	4	4	0	6	1	1	0	0	2	-4
12	Dante Wilcox	05:53	0-0	0-0	0-0	0	0	0	1	0	0	0	1	0	0	0	-5
31	George Pridgett Jr.	09:34	0-3	0-2	0-0	1	1	2	0	0	0	1	0	1	0	0	-9
5	Jaidon Lipscomb	01:21	0-1	0-1	0-0	0	0	0	0	0	0	0	0	0	0	0	-4
24	Jaden Grant	19:48	0-1	0-0	0-0	1	2	3	1	0	0	0	0	5	0	0	8
Team						4	3	7			0	0					
<b>Totals</b>			27-64	3-16	3-6	13	18	31	18	12	60	12	11	11	2	4	-1

Shooting By Period		
1 <sup>st</sup> FG%	13-30	43.3%
3PT%	2-10	20.0%
FT%	2-4	50%
2 <sup>nd</sup> FG%	14-34	41.2%
3PT%	1-6	16.7%
FT%	1-2	50%
GM FG%	27-64	42.2%
3PT%	3-16	18.8%
FT%	3-6	50.0%

Dead Ball Rebounds: 2, 0

Technical Fouls::NONE

	LMU	FIU
Biggest lead	13 (2 <sup>nd</sup> 19:31)	5 (1 <sup>st</sup> 14:58)
Best Scoring Run	9 (1 <sup>st</sup> 12:52)	8 (2 <sup>nd</sup> 9:36)
Lead Changes	8	
Times Tied	3	
Time with Lead	30:12	06:46

Points from	LMU	FIU
Turnovers	11	18
Paint	26	42
Second Chance	12	14
Fast Breaks	0	7
Bench	17	9

	Period by Period Scoring		
	1st	2nd	TOT
LMU	41	20	61
FIU	30	30	60





Officials: Marques Pettigrew, Brent Hampton, Shane Land

Kennesaw St. - 84

Record: 4-3

NO. Name	Min	FG	3P	FT	Rebounds			Fouls		TP	AS	TO	ST	Blocks		+/-
		M-A	M-A	M-A	OR	DR	TOT	PF	FD					BS	BA	
0 Demond Robinson	F 34:09	5-9	1-3	4-9	7	5	12	2	5	15	0	0	2	1	0	-3
3 Jamel King	F 18:58	2-9	2-8	2-2	1	0	1	3	1	8	0	1	0	2	0	-15
1 Terrell Burden	G 35:32	3-16	1-4	6-7	1	2	3	3	8	13	10	3	3	0	4	-3
2 RJ Johnson	G 18:19	1-3	1-2	1-2	3	3	6	3	1	4	2	3	0	0	0	-4
5 Simeon Cottle	G 33:33	7-13	4-8	2-3	0	1	1	2	4	20	0	2	3	1	1	-5
23 Quincy Ademokoya	24:37	5-13	0-6	3-5	2	3	5	1	3	13	1	1	2	0	1	-8
10 Frankqon Sherman	07:08	0-1	0-1	0-0	0	1	1	1	0	0	0	0	0	0	0	-3
25 Rongie Gordon	27:44	5-7	1-3	0-0	1	6	7	5	0	11	1	1	2	1	0	6
Team					3	1	4			0		0				
<b>Totals</b>		28-71	10-35	18-28	18	22	40	20	22	84	14	11	12	5	6	-7

Shooting By Period		
1 <sup>st</sup> FG%	14-37	37.8%
3PT%	6-21	28.6%
FT%	6-9	66.7%
2 <sup>nd</sup> FG%	14-34	41.2%
3PT%	4-14	28.6%
FT%	12-19	63.2%
GM FG%	28-71	39.4%
3PT%	10-35	28.6%
FT%	18-28	64.3%

Dead Ball Rebounds: 4, 0

Technical Fouls: Cottle 1<sup>st</sup>10:17 Ademokoya 2<sup>nd</sup>15:07

FIU - 91

Record: 2-6

NO. Name	Min	FG	3P	FT	Rebounds			Fouls		TP	AS	TO	ST	Blocks		+/-
		M-A	M-A	M-A	OR	DR	TOT	PF	FD					BS	BA	
21 Jonathan Aybar	F 22:38	4-4	1-1	3-5	1	3	4	4	5	12	2	3	1	0	0	9
4 Seth Pinkney	C 21:30	1-1	0-0	2-2	1	3	4	4	2	4	2	1	0	4	0	6
1 Dashon Gittens	G 34:12	4-10	0-2	5-7	0	6	6	4	3	13	3	4	1	2	0	-1
3 Javaunte Hawkins	G 25:47	7-12	4-8	4-5	0	1	1	2	1	22	1	1	1	0	0	-2
23 Petar Krivokapic	G 23:10	3-11	1-6	2-2	0	0	0	0	1	9	1	1	1	0	2	-4
2 Arturo Dean	23:34	6-9	0-1	1-2	1	6	7	3	4	13	5	7	4	0	1	10
33 Mohamed Sanogo	07:38	2-3	0-0	1-2	2	0	2	1	1	5	0	1	0	0	1	3
12 Dante Wilcox	07:52	1-2	0-0	0-0	1	0	1	1	0	2	0	0	0	0	1	10
24 Jaden Grant	18:11	1-2	1-1	1-2	0	3	3	2	1	4	1	0	0	0	0	13
11 Jayden Brewer	13:19	3-3	0-0	1-1	1	3	4	0	1	7	0	0	0	0	0	-4
31 George Pridgett Jr.	02:09	0-0	0-0	0-0	0	1	1	1	0	0	0	0	0	0	0	-5
Team					1	5	6			0		0				
<b>Totals</b>		32-57	7-19	20-28	8	31	39	22	19	91	15	18	8	6	5	7

Shooting By Period		
1 <sup>st</sup> FG%	16-28	57.1%
3PT%	3-9	33.3%
FT%	10-11	90.9%
2 <sup>nd</sup> FG%	16-29	55.2%
3PT%	4-10	40.0%
FT%	10-17	58.8%
GM FG%	32-57	56.1%
3PT%	7-19	36.8%
FT%	20-28	71.4%

Dead Ball Rebounds: 3, 0

Technical Fouls: NONE

	KSU	FIU
Biggest lead	0 (1 <sup>st</sup> 20:00)	17 (2 <sup>nd</sup> 13:56)
Best Scoring Run	7 (1 <sup>st</sup> 1:06)	9 (2 <sup>nd</sup> 13:56)
Lead Changes	0	
Times Tied	0	
Time with Lead	00:00	39:26

Points from	KSU	FIU
Turnovers	18	8
Paint	34	40
Second Chance	16	7
Fast Breaks	14	4
Bench	24	31

	Period by Period Scoring		
	1st	2nd	TOT
KSU	40	44	84
FIU	45	46	91





Officials: Ramie Styons, Darron George, Mick Fieldbinder

FGCU - 68

Record: 2-6

NO.	Name	F	Min	FG	3P	FT	Rebounds			Fouls		TP	AS	TO	ST	Blocks		+/-
				M-A	M-A	M-A	OR	DR	TOT	PF	FD					BS	BA	
10	Zach Anderson	F	25:02	1-2	0-1	1-2	0	2	2	0	1	3	1	4	0	1	0	4
32	Keeshawn Kellman	F	24:09	2-3	0-0	5-6	5	5	10	4	3	9	2	2	1	1	0	6
11	Isaiah Thompson	G	32:12	4-10	2-5	11-13	0	1	1	1	11	21	3	6	1	0	1	1
12	Franco Miller Jr.	G	25:59	2-4	1-2	1-2	0	5	5	3	2	6	3	1	2	1	0	7
23	Dallion Johnson	G	35:53	7-14	5-11	0-0	0	6	6	0	2	19	1	0	0	0	0	9
0	Dakota Rivers		15:51	3-5	0-2	0-2	0	2	2	1	2	6	0	1	0	4	0	-3
1	Rahmir Barno		22:52	0-2	0-0	2-2	0	2	2	2	1	2	3	4	1	1	0	-5
4	Cyrus Largie		18:02	1-3	0-0	0-0	1	1	2	1	0	2	0	2	0	0	0	-4
Team							2	2	4			0		0				
<b>Totals</b>				20-43	8-21	20-27	8	26	34	12	22	68	13	20	5	8	1	3

Shooting By Period		
1st FG%	8-20	40.0%
3PT%	2-10	20.0%
FT%	11-14	78.6%
2nd FG%	12-23	52.2%
3PT%	6-11	54.5%
FT%	9-13	69.2%
GM FG%	20-43	46.5%
3PT%	8-21	38.1%
FT%	20-27	74.1%

Dead Ball Rebounds: 2, 0

Technical Fouls::NONE

FIU - 65

Record: 2-7

NO.	Name	F	Min	FG	3P	FT	Rebounds			Fouls		TP	AS	TO	ST	Blocks		+/-
				M-A	M-A	M-A	OR	DR	TOT	PF	FD					BS	BA	
21	Jonathan Aybar	F	22:26	3-5	2-3	2-2	2	2	4	3	3	10	2	1	0	0	0	-10
4	Seth Pinkney	C	18:18	1-1	0-0	0-4	0	3	3	4	2	2	0	0	0	0	0	15
1	Dashon Gittens	G	30:21	1-7	1-5	0-0	0	0	0	1	0	3	4	2	0	0	3	13
2	Arturo Dean	G	33:49	6-14	0-3	1-1	1	6	7	2	2	13	4	2	10	1	1	5
23	Petar Krivokapic	G	17:11	2-4	1-2	0-0	0	0	0	1	0	5	1	2	1	0	1	4
3	Javaunte Hawkins		22:51	5-13	4-10	0-0	0	4	4	3	0	14	2	1	0	0	1	-7
11	Jayden Brewer		23:28	8-11	0-0	2-5	1	2	3	2	4	18	1	2	3	0	2	-5
33	Mohamed Sanogo		14:02	0-1	0-0	0-0	0	0	0	2	1	0	0	3	1	0	0	-17
12	Dante Wilcox		02:16	0-0	0-0	0-0	0	0	0	0	0	0	0	1	0	0	0	-1
24	Jaden Grant		11:31	0-0	0-0	0-0	0	1	1	2	0	0	0	0	0	0	0	-11
0	Okechukwu Okeke		03:47	0-0	0-0	0-0	0	0	0	2	0	0	0	0	0	0	0	-1
Team							4	2	6			0		2				
<b>Totals</b>				26-56	8-23	5-12	8	20	28	22	12	65	14	16	15	1	8	-3

Shooting By Period		
1st FG%	18-31	58.1%
3PT%	5-11	45.5%
FT%	3-5	60%
2nd FG%	8-25	32.0%
3PT%	3-12	25.0%
FT%	2-7	28.6%
GM FG%	26-56	46.4%
3PT%	8-23	34.8%
FT%	5-12	41.7%

Dead Ball Rebounds: 3, 0

Technical Fouls::NONE

	FGCU	FIU
Biggest lead	7 (2 <sup>nd</sup> 6:58)	15 (1 <sup>st</sup> 0:27)
Best Scoring Run	11 (2 <sup>nd</sup> 11:14)	7 (1 <sup>st</sup> 14:41)
Lead Changes	1	
Times Tied	2	
Time with Lead	09:55	28:04

Points from	FGCU	FIU
Turnovers	14	15
Paint	22	36
Second Chance	11	2
Fast Breaks	12	4
Bench	10	32

	Period by Period Scoring		
	1st	2nd	TOT
FGCU	29	39	68
FIU	44	21	65





Officials: Kevin Mathis, Barry Mathis, Klyde Mulla

LIU - 59

Record: 1-6

NO.	Name	F/G	3P	FT	Rebounds			Fouls		TP	AS	TO	ST	Blocks		+/-				
					M-A	M-A	M-A	OR	DR					TOT	PF		FD	BS	BA	
23	Nikola Djapa	F 26:54	3-4	0-1	0-0	4	6	10	4	0	6	1	2	0	0	0	-2			
2	Eric Acker	G 32:53	4-10	2-3	2-2	0	2	2	0	2	12	1	9	1	0	1	-18			
10	RJ Greene	G 40:00	4-6	0-0	5-8	0	7	7	4	5	13	1	3	1	1	0	-15			
11	Terell Strickland	G 31:01	5-12	1-4	1-3	0	7	7	3	4	12	1	5	1	0	2	-10			
13	Tai Strickland	G 35:00	4-10	0-3	3-4	1	4	5	2	3	11	0	6	0	0	2	-10			
21	Ahmed Essahaty	04:40	0-0	0-0	0-0	0	0	0	0	0	0	0	0	0	0	0	2			
6	Tana Kopa	20:21	2-5	1-4	0-2	0	3	3	2	1	5	0	1	1	1	0	-11			
15	CJ Delancy	09:11	0-2	0-0	0-0	1	1	2	1	1	0	0	1	0	1	0	-11			
Team											0		0							
<b>Totals</b>						22-49	4-15	11-19	10	31	41	16	16	59	4	27	4	3	5	-15

Shooting By Period		
1 <sup>st</sup> FG%	10-25	40.0%
3PT%	1-7	14.3%
FT%	3-6	50%
2 <sup>nd</sup> FG%	12-24	50.0%
3PT%	3-8	37.5%
FT%	8-13	61.5%
GM FG%	22-49	44.9%
3PT%	4-15	26.7%
FT%	11-19	57.9%

Dead Ball Rebounds: 3, 1

Technical Fouls::NONE

FIU - 74

Record: 3-7

NO.	Name	F/G	3P	FT	Rebounds			Fouls		TP	AS	TO	ST	Blocks		+/-				
					M-A	M-A	M-A	OR	DR					TOT	PF		FD	BS	BA	
4	Seth Pinkney	C 19:14	3-3	0-0	0-0	1	1	2	5	0	6	0	0	1	0	0	8			
1	Dashon Gittens	G 26:05	1-6	0-3	0-0	0	5	5	2	0	2	1	2	1	0	0	11			
2	Arturo Dean	G 30:24	11-22	2-5	3-4	1	5	6	2	2	27	4	3	7	1	1	18			
12	Dante Wilcox	G 11:42	0-1	0-0	2-2	1	1	2	0	1	2	1	0	1	1	0	-4			
23	Petar Krivokapic	G 17:07	0-5	0-4	2-4	0	0	0	2	2	2	2	0	1	0	0	6			
0	Okechukwu Okeke	20:46	4-8	1-1	4-7	2	1	3	1	6	13	0	1	3	2	1	7			
3	Javaunte Hawkins	24:44	2-7	0-4	0-0	0	3	3	0	1	4	5	1	2	0	0	9			
11	Jayden Brewer	23:46	5-10	1-2	3-5	3	2	5	3	4	14	1	1	1	1	1	18			
24	Jaden Grant	15:05	1-1	0-0	0-0	1	1	2	0	0	2	0	0	1	0	0	3			
31	George Pridgett Jr.	01:09	0-1	0-1	0-0	0	0	0	0	0	0	0	0	0	0	0	-2			
5	Jaidon Lipscomb	09:58	1-1	0-0	0-0	0	1	1	1	0	2	1	1	1	0	0	1			
Team											0		0							
<b>Totals</b>						28-65	4-20	14-22	10	22	32	16	16	74	15	9	19	5	3	15

Shooting By Period		
1 <sup>st</sup> FG%	12-34	35.3%
3PT%	3-14	21.4%
FT%	4-6	66.7%
2 <sup>nd</sup> FG%	16-31	51.6%
3PT%	1-6	16.7%
FT%	10-16	62.5%
GM FG%	28-65	43.1%
3PT%	4-20	20.0%
FT%	14-22	63.6%

Dead Ball Rebounds: 3, 0

Technical Fouls::NONE

	LIU	FIU
Biggest lead	3 (1 <sup>st</sup> 18:40)	15 (2 <sup>nd</sup> 0:24)
Best Scoring Run	6 (2 <sup>nd</sup> 7:06)	9 (1 <sup>st</sup> 8:07)
Lead Changes	1	
Times Tied	1	
Time with Lead	00:58	37:16

Points from	LIU	FIU
Turnovers	4	28
Paint	22	48
Second Chance	13	8
Fast Breaks	5	10
Bench	5	35

	Period by Period Scoring		
	1st	2nd	TOT
LIU	24	35	59
FIU	31	43	74





Officials: Pat Adams, Todd Austin, Tony Chiazza

FIU - 60

Record: 3-8

NO.	Name	Min	FG			Rebounds			Fouls		TP	AS	TO	ST	Blocks		+/-
			M-A	M-A	M-A	OR	DR	TOT	PF	FD					BS	BA	
21	Jonathan Aybar	F 09:39	0-2	0-0	0-0	0	0	0	0	2	0	0	1	0	0	0	-20
4	Seth Pinkney	C 22:05	2-2	0-0	2-2	1	4	5	3	2	6	0	1	1	2	0	-9
1	Dashon Gittens	G 29:21	3-7	0-3	0-0	3	2	5	2	3	6	2	0	1	0	0	-24
2	Arturo Dean	G 28:10	2-12	0-4	0-0	0	2	2	1	1	4	4	6	3	0	0	-24
23	Petar Krivokapic	G 10:36	0-5	0-2	0-0	0	0	0	1	0	0	0	0	0	0	1	-15
0	Okechukwu Okeke	04:55	0-3	0-1	0-0	1	0	1	2	0	0	0	1	0	0	1	-10
3	Javaunte Hawkins	24:45	4-10	4-8	0-0	1	1	2	3	1	12	1	1	0	0	0	-19
11	Jayden Brewer	10:58	1-3	0-0	0-0	0	2	2	0	0	2	0	3	1	0	0	-22
24	Jaden Grant	18:44	0-2	0-1	0-1	1	2	3	2	1	0	3	0	0	0	0	-12
33	Mohamed Sanogo	01:29	0-0	0-0	0-0	0	0	0	0	0	0	0	1	0	0	0	-5
12	Dante Wilcox	09:40	2-3	0-0	1-2	0	0	0	2	4	5	0	2	1	0	1	-8
5	Jaidon Lipscomb	18:31	6-9	5-7	0-0	1	0	1	1	0	17	0	0	0	0	1	-2
31	George Pridgett Jr.	11:07	3-7	2-5	0-0	0	0	0	0	0	8	1	0	0	0	0	0
Team						4	2	6			0			1			
<b>Totals</b>			23-65	11-31	3-5	12	15	27	17	14	60	11	17	7	2	4	-34

Shooting By Period		
1 <sup>st</sup> FG%	8-30	26.7%
3PT%	3-14	21.4%
FT%	1-2	50%
2 <sup>nd</sup> FG%	15-35	42.9%
3PT%	8-17	47.1%
FT%	2-3	66.7%
GM FG%	23-65	35.4%
3PT%	11-31	35.5%
FT%	3-5	60.0%

Dead Ball Rebounds: 0, 0

Technical Fouls: Wilcox 1<sup>st</sup> 0:27

#15 Fla. Atlantic - 94

Record: 8-2

NO.	Name	Min	FG			Rebounds			Fouls		TP	AS	TO	ST	Blocks		+/-
			M-A	M-A	M-A	OR	DR	TOT	PF	FD					BS	BA	
50	Vladislav Goldin	F 20:24	3-3	0-0	3-7	0	9	9	1	5	9	1	2	0	1	0	10
1	Johnell Davis	G 26:19	6-9	2-3	2-2	2	2	4	1	1	16	3	2	4	0	0	34
12	Jalen Gaffney	G 28:02	3-3	1-1	0-0	0	5	5	2	0	7	6	2	2	0	0	34
15	Alijah Martin	G 24:01	4-9	3-6	3-4	2	3	5	3	2	14	1	4	3	1	2	18
23	Brandon Weatherspoon	G 22:37	4-8	3-6	1-2	0	1	1	1	1	12	2	0	0	0	0	12
0	Brenen Lorient	17:06	1-3	0-2	2-4	1	1	2	1	3	4	3	1	0	1	0	9
3	Giancarlo Rosado	14:24	3-3	0-0	0-4	0	4	4	2	3	6	3	3	0	0	0	23
4	Bryan Greenlee	25:36	5-8	2-2	0-0	0	4	4	3	1	12	3	1	1	0	0	22
25	Tre Carroll	08:21	2-4	0-1	0-0	3	0	3	1	0	4	0	2	0	0	0	4
5	Isaiah Gaines	05:12	2-2	0-0	0-0	0	1	1	0	0	4	1	0	0	1	0	1
21	Alejandro Ralat	05:12	1-2	0-1	0-0	0	0	0	0	0	2	1	0	0	0	0	1
13	Jack Johnson	01:23	0-0	0-0	0-0	0	0	0	0	0	0	0	0	0	0	0	1
30	Leo Beath	01:23	2-2	0-0	0-0	0	0	0	0	0	4	0	0	0	0	0	1
Team						4	1	5			0			0			
<b>Totals</b>			36-56	11-22	11-23	12	31	43	15	16	94	24	17	10	4	2	34

Shooting By Period		
1 <sup>st</sup> FG%	16-26	61.5%
3PT%	5-10	50.0%
FT%	6-16	37.5%
2 <sup>nd</sup> FG%	20-30	66.7%
3PT%	6-12	50.0%
FT%	5-7	71.4%
GM FG%	36-56	64.3%
3PT%	11-22	50.0%
FT%	11-23	47.8%

Dead Ball Rebounds: 5, 1

Technical Fouls: Rosado 1<sup>st</sup> 0:27

	FIU	FAU
Biggest lead	0 (1 <sup>st</sup> 20:00)	37 (2 <sup>nd</sup> 9:14)
Best Scoring Run	8 (2 <sup>nd</sup> 7:20)	11 (2 <sup>nd</sup> 18:35)
Lead Changes	0	
Times Tied	0	
Time with Lead	00:00	39:33

	FIU	FAU
Points from Turnovers	18	23
Paint	20	48
Second Chance	10	12
Fast Breaks	5	14
Bench	44	36

	Period by Period Scoring		
	1st	2nd	TOT
FIU	20	40	60
FAU	43	51	94





Official Basketball Box Score - Final  
**Trinity (FL) at FIU**  
 12/16/23 Ocean Bank Convocation Center, Miami  
 2023-24 Men's Basketball

Game Time: 6:00 PM  
 Game Duration: 1:53  
 Attendance: 586

Officials: Steve Divine, Mike O'Neil, Klyde Mulla

Trinity (FL) - 55

Record: 0-3

NO.	Name	Min	FG			Rebounds			Fouls		TP	AS	TO	ST	Blocks		+/-
			M-A	M-A	M-A	OR	DR	TOT	PF	FD					BS	BA	
2	DJ Nunnery	G 33:59	3-12	0-4	0-0	0	1	1	1	0	6	1	4	1	0	1	-78
3	Jadon Jenkins	G 22:57	5-14	0-5	0-0	2	2	4	2	4	10	0	6	0	0	0	-61
4	Jaylin Bain	G 30:41	3-14	1-3	13-19	0	2	2	0	10	20	3	4	3	0	4	-73
11	Malik Gordon	G 32:37	1-6	0-3	8-12	0	2	2	3	6	10	2	1	1	0	1	-78
23	Ikareem Lamar	G 23:45	0-5	0-0	0-0	1	2	3	2	0	0	0	1	1	0	1	-54
5	Jason McCoy	19:45	2-5	2-5	0-0	0	3	3	2	3	6	0	0	0	0	0	-29
0	Jason Brown	14:22	1-5	1-2	0-0	0	0	0	4	0	3	0	0	1	0	0	-30
14	Joshua Berrios	18:54	0-3	0-1	0-0	1	0	1	2	0	0	0	1	0	0	1	-45
10	Brandon Behar	03:00	0-1	0-1	0-0	0	0	0	0	0	0	0	0	0	0	0	-7
Team						2	1	3			0		0				
<b>Totals</b>			15-65	4-24	21-31	6	13	19	16	23	55	6	17	7	0	8	-91

Shooting By Period		
1 <sup>st</sup> FG%	8-32	25.0%
3PT%	3-13	23.1%
FT%	12-17	70.6%
2 <sup>nd</sup> FG%	7-33	21.2%
3PT%	1-11	9.1%
FT%	9-14	64.3%
GM FG%	15-65	23.1%
3PT%	4-24	16.7%
FT%	21-31	67.7%

Dead Ball Rebounds: 4, 0

Technical Fouls::NONE

FIU - 146

Record: 4-8

NO.	Name	Min	FG			Rebounds			Fouls		TP	AS	TO	ST	Blocks		+/-
			M-A	M-A	M-A	OR	DR	TOT	PF	FD					BS	BA	
4	Seth Pinkney	C 14:59	5-7	0-0	2-2	4	2	6	2	1	12	0	0	0	3	0	37
1	Dashon Gittens	G 15:16	0-1	0-0	2-2	1	4	5	0	1	2	3	2	1	0	0	47
2	Arturo Dean	G 14:40	4-8	0-2	2-2	1	4	5	3	1	10	7	2	3	0	0	47
3	Javaunte Hawkins	G 08:56	4-5	4-5	2-2	0	2	2	2	1	14	1	1	2	0	0	32
23	Petar Krivokapic	G 14:59	4-8	1-4	2-2	1	3	4	1	1	11	2	1	2	0	0	38
24	Jaden Grant	17:08	2-4	2-3	0-0	1	6	7	3	0	6	5	2	1	0	0	26
5	Jaidon Lipscomb	16:29	9-11	5-7	0-0	3	1	4	2	0	23	1	2	0	1	0	41
11	Jayden Brewer	15:01	7-8	1-1	3-4	0	4	4	3	3	18	2	1	1	1	0	22
0	Okechukwu Okeke	18:55	5-7	0-0	1-1	3	7	10	1	4	11	3	0	0	1	0	36
31	George Priddgett Jr.	18:23	2-9	2-8	0-0	0	4	4	1	0	6	2	0	1	0	0	26
12	Dante Wilcox	14:24	3-4	0-0	1-4	4	1	5	2	3	7	2	0	0	0	0	32
33	Mohamed Sanogo	14:19	5-6	0-0	2-2	1	5	6	1	1	12	2	3	2	1	0	29
22	Onyx Pastoriza	08:38	4-7	3-4	0-0	0	3	3	1	0	11	1	2	0	0	0	21
15	Renato Ruiz	07:53	1-1	1-1	0-0	1	1	2	1	0	3	4	1	0	1	0	21
Team						0	3	3			0		1				
<b>Totals</b>			55-86	19-35	17-21	20	50	70	23	16	146	35	18	13	8	0	91

Shooting By Period		
1 <sup>st</sup> FG%	23-44	52.3%
3PT%	11-22	50.0%
FT%	16-18	88.9%
2 <sup>nd</sup> FG%	32-42	76.2%
3PT%	8-13	61.5%
FT%	1-3	33.3%
GM FG%	55-86	64.0%
3PT%	19-35	54.3%
FT%	17-21	81.0%

Dead Ball Rebounds: 2, 0

Technical Fouls::NONE

	TCF	FIU
Biggest lead	0 (1 <sup>st</sup> 20:00)	94 (2 <sup>nd</sup> 1:16)
Best Scoring Run	4 (1 <sup>st</sup> 5:24)	12 (2 <sup>nd</sup> 14:44)
Lead Changes	0	
Times Tied	0	
Time with Lead	00:00	39:15

	TCF	FIU
Points from		
Turnovers	12	27
Paint	12	70
Second Chance	3	20
Fast Breaks	4	18
Bench	9	97

	Period by Period Scoring		
	1st	2nd	TOT
TCF	31	24	55
FIU	73	73	146





Officials: Raymie Styons, Clarence Armstrong, Tyler Kumpf

Stetson - 80

Record: 7-5

NO.	Name	Min	FG	3P	FT	Rebounds			Fouls		TP	AS	TO	ST	Blocks		+/-
			M-A	M-A	M-A	OR	DR	TOT	PF	FD					BS	BA	
0	Alec Oglesby	G 36:11	7-12	6-9	2-2	1	7	8	2	2	22	2	1	1	0	1	15
1	Tristan Gross	G 26:30	1-5	1-4	0-0	2	1	3	2	1	3	1	0	0	0	0	8
5	Jalen Blackmon	G 37:28	10-22	6-13	2-2	1	5	6	1	2	28	1	1	1	1	0	15
21	Aubin Gateretse	G 30:41	7-10	0-0	2-4	4	8	12	4	5	16	0	1	0	4	0	12
30	Stephan Swenson	G 31:16	3-9	1-4	2-2	0	9	9	4	4	9	14	4	0	0	1	26
2	Bruce Kanno	15:38	0-1	0-0	0-0	1	2	3	2	1	0	0	1	0	0	0	9
42	Treyton Thompson	09:19	0-1	0-1	0-0	0	2	2	0	0	0	0	1	0	0	0	0
23	Cyncier Harrison	12:03	1-4	0-1	0-0	0	0	0	3	2	2	0	2	0	0	1	-20
3	GianCarlo Valdez	00:54	0-0	0-0	0-0	0	0	0	0	0	0	0	0	0	0	0	-5
Team						3	3	6			0		1				
<b>Totals</b>			29-64	14-32	8-10	12	37	49	18	17	80	18	12	2	5	3	12

Shooting By Period		
1 <sup>st</sup>	FG%	14-34 41.2%
	3PT%	4-15 26.7%
	FT%	4-6 66.7%
2 <sup>nd</sup>	FG%	15-30 50.0%
	3PT%	10-17 58.8%
	FT%	4-4 100%
GM	FG%	29-64 45.3%
	3PT%	14-32 43.8%
	FT%	8-10 80.0%

Dead Ball Rebounds: 1, 0

Technical Fouls::NONE

FIU - 68

Record: 4-9

NO.	Name	Min	FG	3P	FT	Rebounds			Fouls		TP	AS	TO	ST	Blocks		+/-
			M-A	M-A	M-A	OR	DR	TOT	PF	FD					BS	BA	
21	Jonathan Aybar	F 13:20	1-2	0-1	0-0	0	2	2	3	1	2	2	0	0	0	0	-8
4	Seth Pinkney	C 25:20	2-3	0-0	4-6	1	1	2	1	5	8	0	0	1	1	0	-2
1	Dashon Gittens	G 26:17	6-11	1-2	0-0	2	4	6	2	0	13	2	3	1	0	1	1
2	Arturo Dean	G 24:11	1-11	0-2	0-0	1	5	6	2	1	2	5	2	1	0	1	-25
23	Petar Krivokapic	G 12:41	1-7	1-5	0-0	0	0	0	1	2	3	1	0	0	0	0	-7
3	Javaunte Hawkins	26:04	5-13	4-8	3-3	1	2	3	2	2	17	2	0	0	0	2	3
0	Okechukwu Okeke	03:07	0-0	0-0	0-0	0	1	1	1	0	0	0	0	0	0	0	0
5	Jaidon Lipscomb	26:14	3-8	3-7	2-5	0	4	4	3	2	11	3	0	1	0	0	-2
11	Jayden Brewer	15:07	3-8	0-1	2-3	1	0	1	0	3	8	1	0	0	1	1	-15
24	Jaden Grant	13:21	1-3	0-2	0-0	1	1	2	1	1	2	0	0	0	0	0	-4
12	Dante Wilcox	06:09	0-2	0-0	2-2	1	0	1	1	1	2	2	0	1	1	0	5
33	Mohamed Sanogo	08:09	0-0	0-0	0-0	0	0	0	0	0	0	0	0	0	0	0	-6
Team						3	4	7			0		0				
<b>Totals</b>			23-68	9-28	13-19	11	24	35	17	18	68	18	5	5	3	5	-12

Shooting By Period		
1 <sup>st</sup>	FG%	13-33 39.4%
	3PT%	4-13 30.8%
	FT%	6-7 85.7%
2 <sup>nd</sup>	FG%	10-35 28.6%
	3PT%	5-15 33.3%
	FT%	7-12 58.3%
GM	FG%	23-68 33.8%
	3PT%	9-28 32.1%
	FT%	13-19 68.4%

Dead Ball Rebounds: 3, 0

Technical Fouls::NONE

	STE	FIU
Biggest lead	13 (2 <sup>nd</sup> 1:14)	12 (1 <sup>st</sup> 9:14)
Best Scoring Run	13(2 <sup>nd</sup> 14:46)	11(1 <sup>st</sup> 9:14)
Lead Changes	5	
Times Tied	3	
Time with Lead	18:27	18:55

	STE	FIU
Points from		
Turnovers	3	12
Paint	24	28
Second Chance	6	6
Fast Breaks	18	13
Bench	2	40

	Period by Period Scoring		
	1st	2nd	TOT
STE	36	44	80
FIU	36	32	68





Officials: Barry Mathis, Allen Sutton, Randal Anders

Maine - 74

Record: 8-6

NO.	Name	F	Min	FG			Rebounds			Fouls		TP	AS	TO	ST	Blocks		+/-
				M-A	M-A	M-A	OR	DR	TOT	PF	FD					BS	BA	
4	Adam Cisse	F	12:46	4-6	0-0	0-0	1	1	2	2	1	8	0	0	0	1	1	-3
44	Peter Filipovity	F	35:07	6-13	0-2	4-6	3	4	7	0	4	16	3	0	2	1	3	-2
2	Ja'Shonte Wright-Mcleish	G	35:07	4-9	3-5	2-2	1	0	1	3	3	13	3	0	5	0	0	-5
3	Jaden Clayton	G	35:38	2-6	0-1	6-8	0	3	3	4	6	10	9	4	1	0	0	-16
14	A.J. Lopez	G	29:32	6-11	1-5	0-1	0	3	3	2	2	13	0	2	0	1	0	5
11	Kristians Feierbergs		26:19	4-6	1-2	0-0	0	6	6	3	0	9	1	3	3	1	1	-2
22	Quion Burns		16:02	1-4	0-2	3-3	1	2	3	2	0	5	1	0	1	0	0	-10
0	Logan Carey		08:34	0-2	0-1	0-0	0	0	0	2	0	0	0	2	0	0	0	-4
12	Milos Nenadic		00:55	0-0	0-0	0-0	0	0	0	0	0	0	0	0	0	0	0	-3
Team							0	1	1			0		0				
<b>Totals</b>				27-57	5-18	15-20	6	20	26	18	16	74	17	11	12	4	5	-8

Shooting By Period		
1 <sup>st</sup> FG%	12-26	46.2%
3PT%	2-9	22.2%
FT%	10-12	83.3%
2 <sup>nd</sup> FG%	15-31	48.4%
3PT%	3-9	33.3%
FT%	5-8	62.5%
GM FG%	27-57	47.4%
3PT%	5-18	27.8%
FT%	15-20	75.0%

Dead Ball Rebounds: 2, 0

Technical Fouls::NONE

FIU - 82

Record: 5-9

NO.	Name	F	Min	FG			Rebounds			Fouls		TP	AS	TO	ST	Blocks		+/-
				M-A	M-A	M-A	OR	DR	TOT	PF	FD					BS	BA	
21	Jonathan Aybar	F	20:21	2-4	0-1	0-0	1	3	4	3	1	4	0	2	1	0	1	1
4	Seth Pinkney	C	20:59	1-2	0-0	1-2	1	5	6	2	1	3	1	0	0	3	1	10
1	Dashon Gittens	G	29:18	2-4	0-1	2-4	1	1	2	1	3	6	7	2	1	1	0	8
2	Arturo Dean	G	24:23	6-11	0-1	2-2	3	3	6	4	3	14	0	5	3	0	0	15
3	Javaunte Hawkins	G	30:54	7-14	2-5	4-5	1	4	5	2	4	20	3	1	0	0	2	5
0	Okechukwu Okeke		02:05	0-0	0-0	0-0	0	2	2	0	0	0	0	1	0	0	0	-2
5	Jaidon Lipscomb		16:40	4-8	3-6	0-0	1	0	1	0	0	11	1	2	0	0	0	0
11	Jayden Brewer		15:59	3-4	0-0	3-4	2	6	8	1	2	9	1	2	0	1	0	3
12	Dante Wilcox		02:05	0-1	0-0	0-0	0	0	0	0	0	0	0	1	0	0	0	-2
24	Jaden Grant		05:06	0-0	0-0	1-2	0	2	2	0	1	1	0	0	0	0	0	-6
23	Petar Krivokapic		06:28	0-2	0-2	0-0	0	0	0	0	0	0	0	0	0	0	0	-4
33	Mohamed Sanogo		09:27	1-1	0-0	0-1	3	0	3	2	2	2	1	1	0	0	0	2
31	George Pridgett Jr.		16:14	4-8	3-7	1-1	0	0	0	1	1	12	0	0	0	0	0	10
Team							2	1	3			0		0				
<b>Totals</b>				30-59	8-23	14-21	15	27	42	16	18	82	14	17	5	5	4	8

Shooting By Period		
1 <sup>st</sup> FG%	13-29	44.8%
3PT%	3-12	25.0%
FT%	6-8	75%
2 <sup>nd</sup> FG%	17-30	56.7%
3PT%	5-11	45.5%
FT%	8-13	61.5%
GM FG%	30-59	50.8%
3PT%	8-23	34.8%
FT%	14-21	66.7%

Dead Ball Rebounds: 1, 0

Technical Fouls::NONE

	MAI	FIU
Biggest lead	7 (1 <sup>st</sup> 5:15)	9 (2 <sup>nd</sup> 5:54)
Best Scoring Run	7(1 <sup>st</sup> 10:18)	10(2 <sup>nd</sup> 12:47)
Lead Changes	6	
Times Tied	6	
Time with Lead	16:49	19:10

	MAI	FIU
Points from		
Turnovers	16	18
Paint	42	36
Second Chance	6	12
Fast Breaks	10	4
Bench	14	35

	Period by Period Scoring		
	1st	2nd	TOT
MAI	36	38	74
FIU	35	47	82





Official Basketball Box Score - Final  
**FIU at Utah Tech**  
 12/30/23 Burns, St. George, Utah  
 2023-24 Men's Basketball

Game Time: 3:00 PM  
 Game Duration: 2:40  
 Attendance: 1,213

Officials: James Ford, Quinton Reece, Donn Berdahl

FIU - 92

Record: 5-10

NO.	Name	Min	FG	3P	FT	Rebounds			Fouls		TP	AS	TO	ST	Blocks		+/-
			M-A	M-A	M-A	OR	DR	TOT	PF	FD					BS	BA	
4	Seth Pinkney	C 21:59	0-0	0-0	1-2	1	1	2	5	1	1	0	1	0	0	0	-3
1	Dashon Gittens	G 26:55	1-7	0-2	1-2	0	4	4	4	2	3	2	1	0	0	1	0
2	Arturo Dean	G 29:33	8-17	1-4	4-7	1	4	5	5	6	21	3	1	6	0	1	3
3	Javaunte Hawkins	G 34:26	10-20	5-12	2-4	0	3	3	4	2	27	4	1	3	0	1	1
5	Jaidon Lipscomb	G 33:48	5-11	3-8	0-1	1	4	5	2	1	13	3	1	5	0	0	1
33	Mohamed Sanogo	19:48	5-6	0-0	2-6	3	1	4	3	6	12	1	1	0	1	0	0
11	Jayden Brewer	16:31	1-4	0-0	2-7	1	1	2	2	6	4	1	0	0	0	1	-5
23	Petar Krivokapic	09:46	1-4	1-4	0-1	0	1	1	2	1	3	0	0	1	0	0	-5
31	George Priddgett Jr.	13:26	1-4	1-4	0-0	0	2	2	2	0	3	1	0	0	0	0	-6
12	Dante Wilcox	10:26	1-1	1-1	0-0	1	1	2	2	1	3	1	2	0	0	0	-1
24	Jaden Grant	08:22	0-0	0-0	2-2	0	1	1	1	1	2	0	0	0	0	0	-5
Team						2	1	3			0			1			
<b>Totals</b>			33-74	12-35	14-32	10	24	34	32	27	92	16	9	15	1	4	-4

Shooting By Period		
1 <sup>st</sup>	FG%	14-30 46.7%
	3PT%	7-18 38.9%
	FT%	4-12 33.3%
2 <sup>nd</sup>	FG%	15-34 44.1%
	3PT%	4-12 33.3%
	FT%	10-18 55.6%
OT	FG%	4-10 40.0%
	3PT%	1-5 20.0%
	FT%	0-2 0%
GM	FG%	33-74 44.6%
	3PT%	12-35 34.3%
	FT%	14-32 43.8%

Dead Ball Rebounds: 6, 0

Technical Fouls::NONE

Utah Tech - 96

Record: 6-7

NO.	Name	Min	FG	3P	FT	Rebounds			Fouls		TP	AS	TO	ST	Blocks		+/-
			M-A	M-A	M-A	OR	DR	TOT	PF	FD					BS	BA	
5	Hamed Olayinka	F 16:44	4-5	0-0	0-2	1	3	4	4	3	8	0	1	0	0	0	12
32	Tanner Christensen	F 34:02	6-9	0-1	3-4	5	5	10	4	4	15	5	2	0	4	0	-5
0	Beon Riley	G 11:42	0-2	0-0	1-2	1	7	8	4	2	1	0	1	0	0	0	-10
1	Aric Demings	G 30:33	4-7	1-1	10-16	1	6	7	0	9	19	3	4	0	0	0	-3
11	Noa Gonsalves	G 39:25	7-12	7-11	0-0	0	3	3	3	1	21	1	3	1	0	0	0
10	Tennessee Rainwater	09:45	0-4	0-1	1-2	1	2	3	0	1	1	0	2	0	0	0	6
30	Unisa Turay	16:47	2-6	1-3	0-0	2	1	3	4	2	5	2	4	0	0	0	4
20	Caleb Stearman	12:17	1-3	0-0	2-2	3	2	5	1	4	4	1	2	0	0	1	1
2	Angelo Kambala	26:37	2-8	2-6	5-7	0	3	3	2	4	11	4	2	0	0	0	10
23	Stone Hutchings	02:15	0-0	0-0	0-0	0	1	1	1	0	0	0	0	0	0	0	0
3	Jaylen Searles	24:53	4-8	3-3	0-1	1	4	5	4	2	11	2	3	0	0	0	5
Team						3	3	6			0			1			
<b>Totals</b>			30-64	14-26	22-36	18	40	58	27	32	96	18	25	1	4	1	4

Shooting By Period		
1 <sup>st</sup>	FG%	11-28 39.3%
	3PT%	7-15 46.7%
	FT%	7-11 63.6%
2 <sup>nd</sup>	FG%	15-28 53.6%
	3PT%	6-10 60.0%
	FT%	11-17 64.7%
OT	FG%	4-8 50.0%
	3PT%	1-1 100.0%
	FT%	4-8 50%
GM	FG%	30-64 46.9%
	3PT%	14-26 53.8%
	FT%	22-36 61.1%

Dead Ball Rebounds: 6, 3

Technical Fouls::NONE

	FIU	UTU
Biggest lead	12 (1 <sup>st</sup> 4:59)	10 (2 <sup>nd</sup> 4:41)
Best Scoring Run	8 (1 <sup>st</sup> 4:59)	13 (2 <sup>nd</sup> 6:11)
Lead Changes	2	
Times Tied	4	
Time with Lead	29:21	12:49

Points from	FIU	UTU
Turnovers	34	3
Paint	32	30
Second Chance	10	20
Fast Breaks	13	13
Bench	27	32

	Period by Period Scoring			
	1st	2nd	OT1	TOT
FIU	39	44	9	92
UTU	36	47	13	96





Officials: Kevin Mathis, Barry Mathis, Alexander Thompson

FIU - 63

Record: 5-11 (0-1)

NO.	Name	F/C	Min	FG			3P			FT			Rebounds			Fouls		TP	AS	TO	ST	Blocks		+/-
				M-A	M-A	M-A	M-A	M-A	OR	DR	TOT	PF	FD	BS	BA									
21	Jonathan Aybar	F	15:30	1-4	0-1	0-0	0	1	1	3	1	2	0	0	0	0	0	0	0	0	0	1	-1	
4	Seth Pinkney	C	11:18	0-0	0-0	3-4	1	1	2	2	3	3	0	0	0	0	0	0	0	0	1	0	-9	
1	Dashon Gittens	G	17:45	0-2	0-1	4-6	0	0	0	4	3	4	0	0	0	1	0	0	0	0	0	-1		
2	Arturo Dean	G	33:38	4-13	0-2	1-2	1	4	5	3	2	9	5	2	4	0	2	9						
3	Javaunte Hawkins	G	34:42	6-14	2-8	1-1	0	2	2	1	2	15	2	1	2	0	0	-17						
5	Jaidon Lipscomb		23:18	1-5	1-3	0-0	1	0	1	0	0	3	1	2	2	0	1	4						
11	Jayden Brewer		22:26	5-9	0-0	3-5	3	2	5	1	4	13	1	1	1	1	1	-1						
33	Mohamed Sanogo		08:44	1-1	0-0	0-0	0	1	1	0	0	2	0	0	1	1	0	-3						
23	Petar Krivokapic		09:55	0-2	0-2	0-0	0	0	0	1	0	0	2	1	0	0	0	-7						
31	George Pridgett Jr.		03:56	0-0	0-0	0-0	0	0	0	0	1	0	0	0	0	0	-12							
24	Jaden Grant		02:39	0-0	0-0	0-0	0	0	0	1	0	0	0	0	0	0	-2							
12	Dante Wilcox		00:48	0-0	0-0	0-0	0	0	0	0	0	0	0	0	0	0	-2							
0	Okechukwu Okeke		15:21	6-10	0-0	0-0	1	2	3	2	0	12	0	0	0	1	7							
Team							3	4	7			0			1									
<b>Totals</b>				24-60	3-17	12-18	10	17	27	18	16	63	11	8	11	4	5	-7						

Shooting By Period		
1 <sup>st</sup> FG%	11-29	37.9%
3PT%	1-8	12.5%
FT%	5-6	83.3%
2 <sup>nd</sup> FG%	13-31	41.9%
3PT%	2-9	22.2%
FT%	7-12	58.3%
GM FG%	24-60	40.0%
3PT%	3-17	17.6%
FT%	12-18	66.7%

Dead Ball Rebounds: 2, 0

Technical Fouls::NONE

Jacksonville St. - 70

Record: 9-7 (1-0)

NO.	Name	F/C	Min	FG			3P			FT			Rebounds			Fouls		TP	AS	TO	ST	Blocks		+/-
				M-A	M-A	M-A	M-A	M-A	OR	DR	TOT	PF	FD	BS	BA									
0	Caleb Johnson	F	27:41	1-5	0-1	1-2	0	4	4	1	1	3	1	1	0	0	2	1						
2	Juwan Perdue	F	16:27	1-6	0-2	1-3	3	8	11	3	2	3	0	3	1	1	0	3						
23	Andres Burney	F	17:21	2-4	0-0	0-0	1	2	3	4	1	4	0	2	0	1	8							
5	Ivan Reynolds	G	31:27	0-2	0-1	0-0	1	3	4	3	1	0	4	3	2	0	0	3						
24	KyKy Tandy	G	31:55	12-18	7-12	4-4	0	1	1	0	4	35	2	2	2	0	17							
1	Quincy Clark		22:33	1-4	0-1	4-4	0	5	5	3	3	6	4	2	1	0	-3							
4	Marcellus Brigham Jr		24:32	2-6	0-1	0-0	0	2	2	0	0	4	2	0	0	0	8							
50	Mason Nicholson		21:50	4-4	0-0	5-6	3	2	5	2	6	13	0	3	0	3	-5							
3	Travis Roberts		06:14	1-3	0-2	0-0	1	1	2	0	0	2	0	1	0	0	3							
Team							5	2	7			0			3									
<b>Totals</b>				24-52	7-20	15-19	14	30	44	16	18	70	13	20	6	5	4	7						

Shooting By Period		
1 <sup>st</sup> FG%	15-30	50.0%
3PT%	5-15	33.3%
FT%	5-7	71.4%
2 <sup>nd</sup> FG%	9-22	40.9%
3PT%	2-5	40.0%
FT%	10-12	83.3%
GM FG%	24-52	46.2%
3PT%	7-20	35.0%
FT%	15-19	78.9%

Dead Ball Rebounds: 1, 0

Technical Fouls::NONE

	FIU	JSU
Biggest lead	2 (1 <sup>st</sup> 13:12)	18 (2 <sup>nd</sup> 14:24)
Best Scoring Run	9 (2 <sup>nd</sup> 10:18)	13 (1 <sup>st</sup> 1:35)
Lead Changes	6	
Times Tied	3	
Time with Lead	03:08	34:41

	FIU	JSU
Points from		
Turnovers	21	12
Paint	38	30
Second Chance	11	11
Fast Breaks	12	11
Bench	30	25

	Period by Period Scoring		
	1st	2nd	TOT
FIU	28	35	63
JSU	40	30	70





Officials: Jamie Luckie, Clarence Armstrong, Anthony Eades

New Mexico St. - 67

Record: 7-10 (1-1)

NO.	Name	Min	FG			Rebounds			Fouls		TP	AS	TO	ST	Blocks		+/-
			M-A	M-A	M-A	OR	DR	TOT	PF	FD					BS	BA	
1	Kaosi Ezeagu	F 33:18	3-5	0-1	0-2	1	4	5	4	1	6	1	2	1	0	0	-9
21	Robert Carpenter	F 08:46	1-3	0-0	0-0	1	1	2	2	0	2	0	0	0	0	1	-1
0	Jaylin Jackson-Posey	G 22:59	1-4	1-3	0-0	0	2	2	4	0	3	2	1	0	0	0	-4
2	Jordan Rawls	G 27:15	2-6	0-2	5-6	0	2	2	1	5	9	4	3	2	0	0	-12
4	Brandon Suggs	G 18:48	2-7	0-3	5-5	1	3	4	3	3	9	3	2	0	0	0	-14
11	Femi Odukale	30:31	6-11	2-2	2-3	1	5	6	5	3	16	2	2	1	0	1	-5
24	Jonathan Kanyanga	06:42	0-0	0-0	0-0	0	1	1	1	0	0	0	1	0	0	0	-1
3	Christian Cook	26:48	2-6	1-4	0-0	0	2	2	3	0	5	1	1	2	0	0	-9
13	Jaden Harris	11:29	1-2	1-1	0-0	0	3	3	1	1	3	0	0	0	0	0	2
9	Tanahj Pettway	13:24	4-10	2-6	4-4	1	2	3	2	2	14	0	0	1	0	0	3
Team						2	0	2			0		1				
<b>Totals</b>			22-54	7-22	16-20	7	25	32	26	15	67	13	13	7	0	2	-10

Shooting By Period		
1 <sup>st</sup> FG%	11-28	39.3%
3PT%	4-11	36.4%
FT%	4-6	66.7%
2 <sup>nd</sup> FG%	11-26	42.3%
3PT%	3-11	27.3%
FT%	12-14	85.7%
GM FG%	22-54	40.7%
3PT%	7-22	31.8%
FT%	16-20	80.0%

Dead Ball Rebounds: 2, 0

Technical Fouls::NONE

FIU - 77

Record: 6-11 (1-1)

NO.	Name	Min	FG			Rebounds			Fouls		TP	AS	TO	ST	Blocks		+/-
			M-A	M-A	M-A	OR	DR	TOT	PF	FD					BS	BA	
4	Seth Pinkney	C 14:32	1-1	0-0	1-2	0	1	1	4	1	3	1	0	0	0	0	8
1	Dashon Gittens	G 28:56	2-3	2-3	11-12	1	2	3	2	11	17	3	0	1	0	0	16
2	Arturo Dean	G 34:34	3-11	1-3	4-4	0	6	6	3	4	11	5	3	1	0	0	7
3	Javaunte Hawkins	G 34:44	6-8	5-6	3-6	0	1	1	1	4	20	4	2	1	0	0	12
5	Jaidon Lipscomb	G 19:42	3-5	3-5	0-0	0	0	0	3	0	9	0	0	0	0	0	0
0	Okechukwu Okeke	11:28	0-0	0-0	0-0	0	3	3	1	0	0	0	1	1	1	0	2
11	Jayden Brewer	13:15	2-4	0-1	2-4	0	3	3	0	2	6	0	2	0	1	0	10
23	Petar Krivokapic	10:42	1-4	1-4	1-1	0	0	0	1	1	4	0	1	0	0	0	-2
24	Jaden Grant	15:48	1-2	1-2	2-2	0	2	2	0	1	5	0	0	0	0	0	3
33	Mohamed Sanogo	13:18	1-4	0-0	0-1	0	4	4	0	1	2	0	1	0	0	0	-3
12	Dante Wilcox	03:01	0-0	0-0	0-0	0	0	0	0	1	0	0	0	0	0	0	-3
Team						0	4	4			0		1				
<b>Totals</b>			20-42	13-24	24-32	1	26	27	15	26	77	13	11	4	2	0	10

Shooting By Period		
1 <sup>st</sup> FG%	13-26	50.0%
3PT%	10-16	62.5%
FT%	2-4	50%
2 <sup>nd</sup> FG%	7-16	43.8%
3PT%	3-8	37.5%
FT%	22-28	78.6%
GM FG%	20-42	47.6%
3PT%	13-24	54.2%
FT%	24-32	75.0%

Dead Ball Rebounds: 4, 1

Technical Fouls::NONE

	NM	FIU
Biggest lead	0 (1 <sup>st</sup> 20:00)	17 (2 <sup>nd</sup> 12:10)
Best Scoring Run	11 (2 <sup>nd</sup> 4:00)	9 (1 <sup>st</sup> 8:07)
Lead Changes	0	
Times Tied	2	
Time with Lead	00:00	38:24

	NM	FIU
Points from		
Turnovers	12	21
Paint	28	14
Second Chance	8	3
Fast Breaks	4	5
Bench	38	17

	Period by Period Scoring		
	1st	2nd	TOT
NM	30	37	67
FIU	38	39	77

Game Notes: 2 Point Basket at 10:03 reviewed. NO GOOD ♦ Review out of bounds New Mexico St - Call Stands ♦





## 2022-23 FIU Men's Basketball Team Game-by-Game All games

Opponent	Date	Score		Total		3-Pointers		Free throws		Rebounds										
				FG-FGA	PCT	3FG-3FGA	PCT	FT-FTA	PCT	OFF	DEF	TOT	AVG	PF	A	TO	BLK	STL	PTS	AVG
Houston Christian	11/07/2022	77-66	W	33-66	.500	3-16	.188	8-12	.667	12	25	37	37.0	8	12	14	8	12	77	77.0
Fla. National	11/10/2022	95-74	W	36-68	.529	10-26	.385	13-22	.591	11	31	42	39.5	15	22	13	3	9	95	86.0
at NC State	11/15/2022	74-107	L	31-58	.534	5-18	.278	7-15	.467	5	23	28	35.7	16	14	22	4	9	74	82.0
Bryant	11/19/2022	85-91	L	29-63	.460	11-28	.393	16-23	.696	7	29	36	35.8	19	18	18	3	11	85	82.8
Stony Brook	11/23/2022	83-50	W	31-64	.484	14-38	.368	7-7	1.000	5	33	38	36.2	19	23	9	3	13	83	82.8
Eastern Wash.	11/27/2022	90-79	W	32-58	.552	6-19	.316	20-22	.909	8	26	34	35.8	19	13	20	5	10	90	84.0
Eastern Mich.	11/30/2022	68-80	L	28-57	.491	1-15	.067	11-24	.458	10	21	31	35.1	12	8	13	4	7	68	81.7
at FGCU	12/04/2022	65-74	L	26-63	.413	4-22	.182	9-15	.600	13	23	36	35.3	17	9	13	3	8	65	79.6
at Howard	12/13/2022	59-71	L	23-65	.354	7-25	.280	6-10	.600	13	24	37	35.4	16	11	19	3	9	59	77.3
at Fla. Atlantic	12/17/2022	53-79	L	21-50	.420	1-9	.111	10-14	.714	4	22	26	34.5	14	4	23	2	11	53	74.9
UIW	12/21/2022	79-74	W	28-54	.519	11-28	.393	12-19	.632	7	21	28	33.9	17	18	17	3	11	79	75.3
Florida Col.	12/29/2022	69-64	W	26-54	.481	5-23	.217	12-20	.600	7	28	35	34.0	18	14	16	5	8	69	74.8
at North Texas	12/31/2022	57-72	L	22-49	.449	6-14	.429	7-13	.538	12	13	25	33.3	21	9	16	4	3	57	73.4
Charlotte	01/05/2023	62-60	W	24-51	.471	4-17	.235	10-12	.833	3	26	29	33.0	14	7	8	3	7	62	72.6
UAB	01/07/2023	90-87	Wot	31-65	.477	10-27	.370	18-23	.783	13	24	37	33.3	13	18	22	4	13	90	73.7
Fla. Atlantic	01/11/2023	73-77	Lot	25-60	.417	7-17	.412	16-21	.762	8	27	35	33.4	20	10	11	7	5	73	73.7
at Western Ky.	01/14/2023	59-70	L	22-62	.355	6-23	.261	9-13	.692	14	19	33	33.4	17	11	13	6	13	59	72.8
North Texas	01/16/2023	57-64	L	19-40	.475	4-15	.267	15-21	.714	6	22	28	33.1	15	7	16	6	3	57	71.9
at UTEP	01/19/2023	61-81	L	21-47	.447	8-23	.348	11-14	.786	4	15	19	32.3	17	7	16	5	5	61	71.4
at UTSA	01/21/2023	77-72	W	28-65	.431	11-33	.333	10-11	.909	9	23	32	32.3	20	14	6	7	8	77	71.7
Western Ky.	01/26/2023	78-69	W	32-61	.525	10-25	.400	4-5	.800	7	18	25	32.0	14	15	11	3	11	78	72.0
Middle Tenn.	01/28/2023	82-74	W	28-57	.491	12-23	.522	14-17	.824	11	26	37	32.2	18	13	19	2	10	82	72.4
at Charlotte	02/02/2023	57-54	W	23-47	.489	4-15	.267	7-10	.700	6	23	29	32.0	17	10	11	0	6	57	71.7
at UAB	02/04/2023	72-76	L	28-64	.438	6-22	.273	10-17	.588	7	21	28	31.9	17	14	13	3	14	72	71.8
Louisiana Tech	02/09/2023	66-62	W	22-49	.449	4-18	.222	18-28	.643	8	25	33	31.9	19	8	18	4	10	66	71.5
Rice	02/11/2023	78-85	L	33-61	.541	4-16	.250	8-9	.889	3	23	26	31.7	18	9	7	3	5	78	71.8
at Middle Tenn.	02/18/2023	58-69	L	22-57	.386	8-21	.381	6-6	1.000	11	24	35	31.8	21	9	17	3	7	58	71.3
UTEP	02/23/2023	82-87	L	32-68	.471	2-12	.167	16-20	.800	16	15	31	31.8	23	17	14	6	14	82	71.6
UTSA	02/25/2023	91-95	L	29-56	.518	11-18	.611	22-27	.815	8	21	29	31.7	23	13	20	4	9	91	72.3
at Louisiana Tech	03/02/2023	76-77	Lot	23-60	.383	10-26	.385	20-24	.833	9	19	28	31.6	17	12	14	3	12	76	72.4
at Rice	03/04/2023	90-83	W	31-63	.492	6-16	.375	22-26	.846	13	21	34	31.6	15	17	10	4	7	90	73.0
vs Louisiana Tech	03/08/2023	76-81	Lot	28-59	.475	8-23	.348	12-21	.571	5	22	27	31.5	18	11	14	5	10	76	73.1
<b>Total</b>		<b>2339</b>		<b>867-1861</b>	<b>.466</b>	<b>219-671</b>	<b>.326</b>	<b>386-541</b>	<b>.713</b>	<b>275</b>	<b>733</b>	<b>1008</b>	<b>31.5</b>	<b>547</b>	<b>397</b>	<b>473</b>	<b>128</b>	<b>290</b>	<b>2339</b>	<b>73.1</b>
Opponents		2404		848-1907	.445	278-765	.363	430-580	.741	414	803	1217	38.0	499	452	528	108	264	2404	75.1

### FIU Averages

Games Played	Points/game	FG Pct	3FG Pct	FT Pct	Rebounds/game	Assists/game	Turnovers/game	Assist/Turnover ratio	Steals/game	Blocks/game
32	73.1	46.6	32.6	71.3	31.5	12.4	14.8	0.8	9.1	4.0





## 2022-23 FIU Men's Basketball Combined Team Statistics All games

### Game Records

Record	Overall	Home	Away	Neutral
ALL GAMES	14-18	11-7	3-10	0-1
CONFERENCE	8-12	5-5	3-7	0-0
NON-CONFERENCE	6-6	6-2	0-3	0-1

### Score by Periods

Team	1st	2nd	OT	TOT
FIU	1123	1182	34	2339
Opponents	1114	1249	41	2404

### Team Box Score

No.	Player	Total			3-Point		F-Throw		Rebounds				PF DQ A TO BLK STL PTS				AVG					
		GP-GS	MIN	AVG	FG-FGA	FG%	3FG-3FGA	3FG%	FT-FTA	FT%	OFF	DEF	TOT	AVG	PF	DQ		A	TO	BLK	STL	PTS
2	JONES, Denver	28-28	935:20	33.4	187-391	.478	59-159	.371	131-155	.845	25	82	107	3.8	45	1	56	90	1	49	564	20.1
4	DEAN, Arturo	32-23	949:45	29.7	157-361	.435	12-60	.200	55-86	.640	31	101	132	4.1	81	2	122	101	8	81	381	11.9
0	GUADARRAMA, Nick	24-24	615:44	25.7	65-166	.392	32-92	.348	14-22	.636	24	76	100	4.2	55	0	45	44	10	23	176	7.3
1	GITTENS, Dashon	30-18	659:23	22.0	79-162	.488	19-53	.358	31-49	.633	21	51	72	2.4	68	2	42	43	8	29	208	6.9
23	KRIVOKAPIC, Petar	32-18	708:36	22.1	68-159	.428	51-126	.405	33-44	.750	15	81	96	3.0	36	0	17	27	4	15	220	6.9
33	SANOGO, Mohamed	30-19	639:52	21.3	86-129	.667	0-1	.000	31-61	.508	36	84	120	4.0	62	0	22	43	37	15	203	6.8
3	HAWKINS, Javaunte	32-9	615:52	19.2	63-183	.344	36-116	.310	22-22	1.000	11	47	58	1.8	32	0	43	31	1	28	184	5.8
21	WILLIAMS JR., John	32-8	456:09	14.3	67-152	.441	8-50	.160	26-42	.619	9	51	60	1.9	39	0	24	39	7	21	168	5.3
11	BREWER, Jayden	19-0	163:49	8.6	36-56	.643	0-6	.000	13-17	.765	9	24	33	1.7	8	0	5	7	5	7	85	4.5
44	PINKNEY, Seth	31-13	475:19	15.3	47-65	.723	0-0	.000	21-33	.636	22	56	78	2.5	82	3	7	13	41	9	115	3.7
12	WILCOX, Dante	17-0	126:10	7.4	7-17	.412	0-2	.000	6-6	1.000	12	10	22	1.3	26	1	6	12	5	3	20	1.2
24	GRANT, Jaden	23-0	140:56	6.1	5-18	.278	2-5	.400	3-4	.750	3	15	18	0.8	12	0	7	6	1	9	15	0.7
25	WILSON, Cameron	4-0	13:04	3.3	0-2	.000	0-1	.000	0-0	.000	0	1	1	0.3	1	0	1	0	0	1	0	0.0
Team											57	54	111				17					
<b>Total</b>		<b>32</b>	<b>6500</b>		<b>867-1861</b>	<b>.466</b>	<b>219-671</b>	<b>.326</b>	<b>386-541</b>	<b>.713</b>	<b>275</b>	<b>733</b>	<b>1008</b>	<b>31.5</b>	<b>547</b>	<b>9</b>	<b>397</b>	<b>473</b>	<b>128</b>	<b>290</b>	<b>2339</b>	<b>73.1</b>
<b>Opponents</b>		<b>32</b>	<b>6500</b>		<b>848-1907</b>	<b>.445</b>	<b>278-765</b>	<b>.363</b>	<b>430-580</b>	<b>.741</b>	<b>414</b>	<b>803</b>	<b>1217</b>	<b>38.0</b>	<b>499</b>	<b>9</b>	<b>452</b>	<b>528</b>	<b>108</b>	<b>264</b>	<b>2404</b>	<b>75.1</b>

### Team Statistics

	FIU	OPP
<b>Scoring</b>	<b>2339</b>	<b>2404</b>
Points per game	73.1	75.1
Scoring margin	-2.0	-
<b>Field goals-att</b>	<b>867-1861</b>	<b>848-1907</b>
Field goal pct	.466	.445
<b>3 point fg-att</b>	<b>219-671</b>	<b>278-765</b>
3-point FG pct	.326	.363
3-pt FG made per game	6.8	8.7
<b>Free throws-att</b>	<b>386-541</b>	<b>430-580</b>
Free throw pct	.713	.741
F-Throws made per game	12.1	13.4
<b>Rebounds</b>	<b>1008</b>	<b>1217</b>
Rebounds per game	31.5	38.0
Rebounding margin	-6.5	-
<b>Assists</b>	<b>397</b>	<b>452</b>
Assists per game	12.4	14.1
<b>Turnovers</b>	<b>473</b>	<b>528</b>
Turnovers per game	14.8	16.5
Turnover margin	+1.7	-
Assist/turnover ratio	0.8	0.9
<b>Steals</b>	<b>290</b>	<b>264</b>
Steals per game	9.1	8.3
<b>Blocks</b>	<b>128</b>	<b>108</b>
Blocks per game	4.0	3.4
<b>Winning streak</b>	<b>0</b>	<b>-</b>
Home win streak	0	-
<b>Attendance</b>	<b>19094</b>	<b>43990</b>
Home games-Avg/Game	18-1061	13-3384
Neutral site-Avg/Game	-	1-1232

### Team Results

Date	Opponent	Score	Att.
11/07/2022	Houston Christian	W 77-66	1104
11/10/2022	Fla. National	W 95-74	643
11/15/2022	at NC State	L 74-107	9543
11/19/2022	Bryant	L 85-91	573
11/23/2022	Stony Brook	W 83-50	676
11/27/2022	Eastern Wash.	W 90-79	456
11/30/2022	Eastern Mich.	L 68-80	1150
12/04/2022	at FGCU	L 65-74	2033
12/13/2022	at Howard	L 59-71	654
12/17/2022	at Fla. Atlantic	L 53-79	1797
12/21/2022	UIW	W 79-74	718
12/29/2022	Florida Col.	W 69-64	848
12/31/2022	at North Texas	L 57-72	2934
01/05/2023	Charlotte	W 62-60	819
01/07/2023	UAB	Wot 90-87	1152
01/11/2023	Fla. Atlantic	Lot 73-77	2244
01/14/2023	at Western Ky.	L 59-70	4743
01/16/2023	North Texas	L 57-64	1183
01/19/2023	at UTEP	L 61-81	3648
01/21/2023	at UTSA	W 77-72	1414
01/26/2023	Western Ky.	W 78-69	1417
01/28/2023	Middle Tenn.	W 82-74	1311
02/02/2023	at Charlotte	W 57-54	3073
02/04/2023	at UAB	L 72-76	5318
02/09/2023	Louisiana Tech	W 66-62	1170
02/11/2023	Rice	L 78-85	1292
02/18/2023	at Middle Tenn.	L 58-69	3911
02/23/2023	UTEP	L 82-87	1219
02/25/2023	UTSA	L 91-95	1119
03/02/2023	at Louisiana Tech	Lot 76-77	2162
03/04/2023	at Rice	W 90-83	2760
03/08/2023	vs Louisiana Tech	Lot 76-81	1232

