



# MEAN GREEN™

## 2023 UNT FOOTBALL GAME NOTES

NORTH TEXAS ATHLETICS COMMUNICATIONS: 1301 S. Bonnie Brae St. | Denton, TX 76207 | MEANGREENSPORTS.COM | @MEANGREENFB

### GAME 2

## UNT (0-1, 0-0 AAC) vs. FIU (1-1, 0-1 CUSA)



Sept. 9, 2023 • 5:30 pm CT • TV: ESPN+ • Radio: Mean Green Sports Network  
Miami, Fla. • FIU Stadium (23,500)

### MEDIA INFORMATION

TV: ESPN+ | ESPN.com/watch

Talent: AJ Ricketts (pxp), Jonathan Cyprien (analyst)

Radio: Mean Green Sports Network

Talent: Dave Barnett (pxp), Hank Dickenson (analyst)  
Nathan Tune (sideline)

Stations: 97.1 The Freak | The Varsity Network

Live Stats: MeanGreenStats.com

X: @MeanGreenFB | #GMSG

<b>UNT</b>	0-1, 0-0 AAC
<b>Ranking</b>	NR — AP, NR — Coaches, NR
<b>Last Game</b>	Sept. 2, 2023 Loss vs. Cal, 58-21
<b>Head Coach</b>	Eric Morris (Texas Tech, '08)
<b>Career Record</b>	24-19 (5th season)
<b>UNT Record vs. FIU</b>	0-1 (1st season) 0-0

<b>FIU</b>	1-1, 0-1 CUSA
<b>Ranking</b>	NR — AP, NR — Coaches, NR
<b>Last Game</b>	Sept. 2, 2023 Win vs. Maine, 14-12
<b>Head Coach</b>	Mike MacIntyre
<b>Career Record</b>	51-75 (11th season)
<b>FIU Record vs. UNT</b>	5-9 (2nd season) 0-1

### UNT COACHING STAFF

<b>On the Field</b>	
Eric Morris	Head Coach
Drew Svoboda	Assoc. HC/Special Teams Coord.
Chris Gilbert	Assistant HC/Tight Ends
Matt Caponi	Defensive Coordinator/Corners
Sean Brophy	Quarterbacks
Jon Cooper	Offensive Line
Demerick Gary	Defensive Line

<b>In the Booth</b>	
Jordan Davis	Off. Coordinator/Wide Receivers
Patrick Cobbs	Running Backs
Clay Jennings	Safeties
Colby Kratch	Linebackers

### UNT ATHLETICS COMMUNICATIONS

**TAYLOR BRYAN** Primary Contact

254-709-4411 (cell) • Taylor.Bryan@unt.edu

**DOUG WATERS** Secondary Contact


936-240-6780 (cell) • Doug.Waters@unt.edu

### STORY LINES

- Under first-year head coach Eric Morris, UNT looks for its first win of 2023 as it heads to Miami to take on FIU.
- Morris joins the Mean Green after a one-year stint as the offensive coordinator at Washington State after a successful four-year run as the head coach at Incarnate Word.
- As a whole, North Texas has qualified for a bowl game six times in the last seven seasons.
- Per ESPN, UNT returns 74% of production from the 2022 season, that is the 20th-highest percentage in FBS.
- In the season opener against Cal, WR **Ja'Mori Maclin** became UNT receiver with 100+ receiving yards and two touchdowns in a season opener since Brelan Chancellor (114 yd, 2 TD) in 2012 at LSU.
- UNT had seven players make their first start at UNT in week one including **Trey Cleveland**, **Stone Earle** and **Xzavior Kautai** on offense and **Ethan Wesloski**, **Jaylen Smith**, **Nick Nakwaasah** and **Phil Hill** on defense.
- North Texas is the only FBS team in the country to return three running backs (**Ayo Adeyi**, **Ikaika Ragsdale**, **Oscar Adaway III**) who have rushed for over 1,200 yards in their collegiate career.
- Wide receivers **Roderic Burns** and **Ja'Mori Maclin** return as the two leading receivers for the Mean Green. Burns led UNT with 40 catches for 676 yards last season while Maclin finished the year second in FBS with 24.7 yards per reception and scored two touchdowns in the season opener against Cal.
- UNT senior DE **Mazin Richards** is back for another season after posting a team-high 7.5 sacks and 12.5 TFLs last season. Richards has 28.5 sacks in his career, the third-most among active NCAA players and the most in Division I.
- The Mean Green have a large amount of returning talent along the offensive line with four players who started at least five games a season ago. The combination of projected starters **Kaci Moreka**, **Gabe Blair**, **Febechi Nwaiwu**, **Jett Duncan** and **Ethan Miner** have combined for 99 starts in their collegiate careers.
- UNT will be facing an old CUSA counterpart in back-to-back weeks as it plays FIU and LA Tech the next two Saturdays.
- Junior QB **Stone Earle** finished the opener 12 for 19 for 174 yards and three touchdowns. He became the fifth UNT quarterback since 2000 to throw for three or more touchdown passes in his first start for the Mean Green.

### 2023 SCHEDULE

	<b>Sept. 2 CALIFORNIA vs. UNT</b>	ESPNU	L, 58-10
Cal puts up over 600 yards of total offense and scores the final 31 points of the game to take down UNT			
	<b>Sept. 9 UNT at FIU</b>	ESPN+	5:30 PM CT
Miami, Florida // FIU Stadium (23,500) // Series tied 5-5			
	<b>Sept. 16 UNT at LA TECH</b>	ESPN+	6:00 PM CT
Ruston, Louisiana // Joe Aillet Stadium (28,562) // LA Tech leads 13-8			
	<b>Sept. 30 ABILENE CHRISTIAN vs. UNT</b>	TBA	TBA
Denton, Texas // DATCU Stadium (30,850) // UNT leads 16-8-1			
	<b>Oct. 7 UNT at NAVY</b>	CBSSN	2:30 PM CT
Annapolis, Maryland // Navy-Marine Corps Memorial Stadium (34,000) // Navy leads 1-0			
	<b>Oct. 14 TEMPLE vs. UNT</b>	TBA	TBA
Denton, Texas // DATCU Stadium (30,850) // Series tied 0-0			
	<b>Oct. 21 UNT at TULANE</b>	TBA	TBA
New Orleans, Louisiana // Yulman Stadium (30,000) // Tulane leads 1-0			
	<b>Oct. 28 MEMPHIS vs. UNT</b>	TBA	TBA
Denton, Texas // DATCU Stadium (30,850) // Memphis leads 17-4			
	<b>Nov. 4 UTSA vs. UNT</b>	TBA	TBA
Denton, Texas // DATCU Stadium (30,850) // UTSA leads 6-5			
	<b>Nov. 10 UNT at SMU</b>	ESPN2	8:00 PM CT
University Park, Texas // Gerald J. Ford Stadium (32,000) // SMU leads 35-6-1			
	<b>Nov. 18 UNT at TULSA</b>	TBA	TBA
Tulsa, Okla. // Skelly Field at H.A. Chapman Stadium (30,000) // Tulsa leads 17-7			
	<b>Nov. 25 UAB vs. UNT</b>	TBA	TBA
Denton, Texas // DATCU Stadium (30,850) // UAB leads 6-1			



# ERIC MORRIS

HEAD COACH, FIRST SEASON

## THE MORRIS FILE

### PERSONAL

Born: Oct. 26, 1985

Family: Wife: Maggie; Children: Jack and George

### EDUCATION

Texas Tech, 2008 (Communication Studies)

### COACHING EXPERIENCE

2010	Houston, Quality Control
2011	Houston, Graduate Assistant
2012	Washington State, Inside Wide Receivers
2013	Texas Tech, Co-OC/Inside Wide Receivers
2014	Texas Tech, OC/Wide Receivers
2015-17	Texas Tech, OC/Inside Wide Receivers
2018-21	Incarate Word, Head Coach
2022	Washington State, OC/Quarterbacks
2023	UNT, Head Coach

### THE MORRIS WORKSHEET

YEAR	SCHOOL	OVERALL RECORD	CONFERENCE RECORD, FINISH
2018	UIW	6-5	6-2, t-1st
2019	UIW	5-7	4-5, t-7th
2021(S)	UIW	3-3	3-3, t-3rd
2021	UIW	10-3	7-1, 1st
2023	UNT	0-1	0-0
<b>TOTALS</b>	<b>5 seasons</b>	<b>24-19</b>	<b>20-11</b>

## MEAN GREEN IN THE NFL

NAME	POS.	TEAM
Jaelon Darden*	WR	Cleveland Browns
Jalen Guyton^	WR	Los Angeles Chargers
Jeffery Wilson Jr.^	RB	Miami Dolphins

\*Practice squad

^Injured reserve/PUP list

## MORE QUICK HITTERS

- The Mean Green have had eight different players return a punt for a touchdown since 2012, tied for the fifth-most nationally behind only Alabama (12) San Diego State (11), NC State (9) and Middle Tennessee (9).
- UNT's four quarterbacks have made 34 collegiate starts led by 18 from ULM transfer **Chandler Rogers**. Other totals include **Stone Earle** (9), **Jace Ruder** (5) and **JD Head** (2).
- At 30 years old, offensive coordinator **Jordan Davis** is the fourth-youngest Division I OC in FBS this season, only behind Ben Arbuckle (Washington St.), Charlie Weis (Ole Miss) and Matt Johnson (Kent St.).
- Prior to the start of the season, the players elected QB **Stone Earle**, LS **JP Hadley**, OL **Febechi Nwaiwu**, DE **Mazin Richards** and S **Logan Wilson** as team captains for the entire 2023 season.

## FIU SERIES HISTORY

- The matchup between the Mean Green and FIU is the 11th all-time matchup with each side winning five games in the series.
- UNT has won the last three contests against the Panthers, including a 52-14 win in Denton in 2022 that saw Austin Aune throw for five touchdown passes on homecoming.
- The second game of the series was an instant classic as UNT knocked off FIU 25-22 in seven overtimes, tied for the longest game in NCAA history prior to the OT rule changes in 2021. It was the first OT game in program history for the Mean Green.

## NEXT UP

- UNT hits the road in back-to-back weeks as it travels to Ruston, La., to take on LA Tech next weekend.
- The Bulldogs hold a 13-8 edge in the all-time series, but UNT picked up a big win 47-27 in 2022, setting a school record with 475 rushing yards.
- Prior to last season, LA Tech had won four straight games and seven of the last eight in the series.

## STACKED RUNNING BACK ROOM

- Coming into the 2023 season, UNT is the **only** FBS team in the country to boast three different running backs that have over 1,200 rushing yards in their careers.
- **Ayo Adeyi** leads the way with 1,311 yards in his career while **Ikaika Ragsdale** has 1,292 and **Oscar Adaway III** adds 1,213. In addition, **Isaiah Johnson** is on his way to being a 1,000 yard rusher as well with 707 yards in his collegiate career.
- The quartet has 14 career 100-yd games - Ragsdale (6), Adaway III (5), Adeyi (2) Johnson (1)
- The four-headed monster have combined to help UNT finish with two of the top four total rushing seasons in program history in the last two seasons (2021-2nd, 2022-3rd)
- The group dominated the running game against LA Tech last season, setting a new program record with 475 yards rushing. It was the second-most by any FBS team behind only Air Force's 582 vs. Northern Iowa.
- Adeyi rushed for 7.21 yards per carry last season, the second-highest YPC in program history (Ray Renfro, 1971). He has two of the top-10 YPC single season totals in program history and has only been tackled for a loss eight times in 228 career rush attempts.

## COACH ERIC MORRIS

- **Eric Morris** is the youngest head coach UNT has hired since Lloyd Russell in 1942 after Jack Sisco was called up for service in World War II. He is also the seventh-youngest active head coach in Division I.
- A record-setting offensive play-caller with extensive experience in the state of Texas, Morris came to Denton following one season as offensive coordinator and quarterbacks coach at Washington State. He previously served as head coach at Incarnate Word in San Antonio for four seasons from 2018-21.
- In his first season with Washington State, Morris engineered an offense that ranked first in the Pac 12 and 10th nationally in red zone efficiency, scoring 91.5 percent of its trips inside the 20. The Cougars' 52 points at Stanford were the most scored in a conference game since 2019, and the most in a road conference game since 2018.
- In his UIW tenure, Morris was twice named the Southland Conference Coach of the Year (2018, 2021). He led the Cardinals to two conference titles (2018, 2021), twice reached the FCS playoffs, and left UIW as the program record holder for victories with 24.

### YOUNGEST ACTIVE HEAD COACHES, FBS

Coach	Team	Birthday	Age
1. Kenny Dillingham	Arizona State	April 28, 1990	32
2. GJ Kinne	Texas State	Dec. 1, 1988	34
3. Kane Wommack	South Alabama	April 18, 1987	35
4. Dan Lanning	Oregon	April 10, 1986	36
5. Ryan Walters	Purdue	Jan. 21, 1986	36
6. Marcus Freeman	Notre Dame	Jan. 10, 1986	36
7. <b>Eric Morris</b>	<b>North Texas</b>	<b>Oct. 26, 1985</b>	<b>37</b>
8. Michael Desormeaux	Louisiana	Sept. 29, 1985	37
9. Alex Golesh	South Florida	June 24, 1984	38
10. Maruice Linguist	Buffalo	April 1, 1984	38

### YOUNGEST HEAD COACHES, UNT HISTORY

Coach	Date of Birth	Date Hired	Age When Hired
1. Jack Sisco	12/02/1904	04/13/1929	24 years old
2. Theron Fouts	07/05/1893	1920	26 years old
3. Lloyd Russell	04/10/1913	04/04/1942	28 years old
4. John B. Reid	02/25/1896	10/02/1925	29 years old
5. J.W. St. Clair	01/20/1885	06/26/1915	30 years old
6. <b>Eric Morris</b>	<b>11/26/1985</b>	<b>12/13/2022</b>	<b>37 years old</b>

**HORTON HEARS A WHO**

- Senior WR **Kaylon Horton** returns after a strong season in his first year in Denton a season ago. One of the most versatile options in FBS, Horton is one of 25 FCS or FBS players to have at least 3+ career kickoff or punt return TDs combined over the last three seasons.
- A First Team All-CUSA selection in 2022, Horton has seven total touchdowns in his career with two kick return TDs, two rushing, one punt return and two receiving TDs. He is one of six returning FBS players with a rush TD, receiving TD, and kickoff return TD last season.
- Last season, Horton was one of eight active FBS players with 3+ KR/PR touchdowns. He ranked 15th in the FBS in combined kick return yards and was the only player in C-USA with a kick return touchdown last season.
- In less than two seasons, Horton already ranks seventh in program history coming into the year with 773 career kick return yards.

**CAREER KICKOFF RETURN YARDS (SINCE 2001)**

	PLAYER	SEASONS	RET	AVG	YDS
1.	Brelan Chancellor	2010-13	125	24.24	3,031
2.	Ja'Mel Branch	2001-05	57	20.85	1,189
3.	DeAndre Torrey	2018-21	51	22.72	1,159
4.	Zach Muzzy	2003-06	52	18.65	970
5.	Deion Hair-Griffin	2016-20	32	29.53	945
6.	Royce Hill	2008-11	32	25.96	831
7.	<b>Kaylon Horton</b>	<b>2022-Pres.</b>	<b>27</b>	<b>25.89</b>	<b>773</b>

**TEXADA ISLAND**

- Junior DB **Ridge Texada** has established himself as one of the top defensive backs in the country as he finished last season tied for fifth in FBS with 18 passes defended (INTs + PBUs) on the year.
- Texada, who was selected as the preseason AAC Best Cover Corner by Lindy's, has a total of 21 PBUs which is the ninth-most in program history less than three seasons into his career.
- Last season, Texada became first UNT player to record at least three interceptions since 2018 when Nate Brooks (6), Kemon Hall (5) and Khairi Muhammad (4) all had at least three.
- Prior to the start of the 2023 season, Texada has received numerous preseason accolades including being named a First Team All-Texas selection by Dave Campbell's Texas Football and a First Team All-AAC pick by both Phil Steele and Lindy's.

**UNT CAREER LEADERS, PASSES DEFENDED**

	PLAYER	SEASONS	PDF
1.	Jonas Buckles	2001-04	30
2.	Nate Brooks	2015-18	29
	Royce Hill	2008-11	29
4.	Kemon Hall	2017-18	28
5.	Zac Whitfield	2011-15	27
6.	DeShawn Gaddie	2019-22	25
7.	Eric Jenkins	2016-17	22
	Don McGee	2001-02	22
9.	<b>Ridge Texada</b>	<b>2021-Pres.</b>	<b>21</b>
10.	James Jones	2013-14	20

**TAZ-MAZE-IAN DEVIL**

- Senior DE **Mazin Richards** returns after a strong 2022 season that saw him lead the team with 12.5 TFL and 7.5 sacks on the year.
- A First Team All-CUSA honoree, Richards has 28.5 sacks in his career, the most among active DI players.
- Richards was selected to the DCTF Second Team All-Texas College team last season after finishing inside the top 15 in C-USA in sacks, TFLs and tackles.
- In the 2022 matchup against LA Tech, Richards tied a program record with three sacks in one game, becoming just the seventh player in program history to accomplish that feat.

**PORTAL HUNTING**

- Morris and his staff hit the transfer portal hard, bringing in 11 transfers from FBS schools this season.
- OL **Ethan Miner** joins the Mean Green and immediately becomes one of the most experienced players on the roster with 24 career starts in his time at Arkansas State.
- UNT also welcome Big 12 WR transfers **Blair Conwright** (TCU) and **Trey Cleveland** (Texas Tech). The duo brings over 1,000 yards of combined receiving production in their careers with their respective programs.
- QB **Chandler Rogers** joins UNT after a strong two-year career at ULM. In 24 career games, Rogers passed for 3,704 yards and 24 touchdowns while completing 66.1 percent of his passes.
- The Mean Green have also done a strong job acquiring talent from the junior college ranks, with five new players who spent the 2022 season at a juco.
- The defense saw the largest influx of junior college talent, adding four quality players in **Chavez Brown** (Butler CC), **CJ Garnett** (Blinn), **Rodney Green Jr.** (Hutchinson CC) and **Marcus Moore** (Coffeyville CC).

**2023 PRESEASON HONORS**

**RB AYO ADEYI**

- Earl Campbell Tyler Rose Award Watch List
- 2nd Team All-Texas (DCTF)
- Preseason 2nd Team All-AAC (CFN)
- Preseason 3rd Team All-AAC (PFF)

**OL GABE BLAIR**

- Preseason 1st Team All-AAC (Phil Steele, PFF, CFN)
- Preseason 2nd Team All-AAC (Athlon)

**DL RODERICK BROWN**

- Preseason 1st Team All-AAC (PFF)
- Preseason 3rd Team All-AAC (Athlon, Phil Steele)
- Honorable Mention Preseason All-AAC (CFN)

**WR RODERIC BURNS**

- Preseason 2nd Team All-AAC (PFF, CFN)
- Preseason 4th Team All-AAC (Athlon)

**COACH DEMERICK GARY**

DCTF 40 Under 40

**LS JP HADLEY**

- Preseason 4th Team All-AAC (Phil Steele)

**KR/WR KAYLON HORTON**

- AAC Special Teams Demon (Lindy's)
- Preseason 1st Team All-AAC (Phil Steele)
- Preseason 2nd Team All-AAC (Athlon, PFF, CFN)

**WR JA'MORI MACLIN**

- Preseason 2nd Team All-AAC (Phil Steele)
- AAC Weekly Honor Roll (9/4/23)

**OL KACI MOREKA**

- Preseason 3rd Team All-AAC (PFF)
- Preseason 4th Team All-AAC (Athlon)

**OL FEBECHI NWAIWU**

- Preseason 1st Team All-AAC (CF News)
- Preseason 2nd Team All-AAC (Athlon, Phil Steele, Lindy's)
- Preseason 3rd Team All-AAC (PFF)
- Honorable Mention Preseason All-AAC (CFN)

**RB IKAIKA RAGSDALE**

- Preseason 2nd Team All-AAC (Athlon, Phil Steele)
- Preseason 3rd Team All-AAC (PFF)
- Honorable Mention Preseason All-AAC (CFN)

**K NOAH RAUSCHENBERG**

- Preseason 3rd Team All-AAC (CFN)

**DL MAZIN RICHARDS**

- Shrine Bowl 1000
- 2nd Team All-Texas (DCTF)
- Preseason 1st Team All-AAC (CF News)
- Preseason 2nd Team All-AAC (Lindy's, PFF, CFN)
- Preseason 3rd Team All-AAC (Athlon, Phil Steele)

**WR JORDAN SMART**

- Honorable Mention Preseason All-AAC (CFN)

**2023 PRESEASON HONORS**

**CB RIDGE TEXADA**

Bronco Nagurski Trophy Watch List  
 Shrine Bowl 1000  
 1st Team All-Texas (DCTF)  
 AAC Best Cover Corner (Lindy's)  
 Preseason 1st Team All-AAC (Phil Steele, Lindy's, CFN)  
 Preseason 2nd Team All-AAC (Athlon)  
 Preseason 3rd Team All-AAC (PFF)

**DB LOGAN WILSON**

Preseason Third Team All-AAC (CFN)  
 Preseason 4th Team All-AAC (Phil Steele)

**LB KEVIN WOOD**

Wuerrffel Trophy Watch List  
 Preseason 2nd Team All-AAC (Phil Steele)

**EXPERIENCED OFFENSIVE LINE**

- UNT returns a wealth of experience along the offensive line with five players who have started at least 12 games in their collegiate careers.
- Junior **Gabe Blair** leads the way for the Mean Green with 26 starts in his career. A First Team All-CUSA selection in 2022 (PFF, Phil Steele), Blair has started 26 consecutive games at UNT
- Seniors **Daizion Carroll** (23) and **Kaci Moreka** (19) have combined to start over 40 contests in their careers while junior **Jett Duncan**, a 2022 Second Team All-CUSA selection, has 16 starts.
- The Mean Green also return 2022 Freshman All-American **Febechi Nwaiwu** who was a standout star and has now started each of the first 13 games of his career.
- In addition to the returning talent, UNT also added Arkansas State transfer **Ethan Miner** (25) and Georgia Tech transfer **Paula Vaipulu** (18), who also have over 40 combined starts at their prior stops.

**NCAA OFFENSIVE LINE TEAM LEADERS (PRIOR TO START OF SEASON)**

<u>CAREER GAMES PLAYED</u>	<u>CAREER GAMES STARTED</u>	<u>RETURNING CAREER STARTS</u>
1. Florida State – 307	1. Florida State - 214	1. Kansas State - 116
2. Duke - 266	2. Duke - 179	2. West Virginia - 111
3. SMU - 254	3. Hawaii - 178	3. Clemson - 95
4. Michigan - 245	4. Michigan - 147	Duke - 95
5. UNT - 231	--	5. Oklahoma State - 94
	11. UNT - 126	6. UNT - 93

**BURNS BABY BURNS**

- Junior WR **Roderic Burns** has led Mean Green in receiving in each of the last two seasons and now has 1,685 career receiving yards on 116 catches in his career.
- Burns ranks inside the top-20 in both career receptions and receiving yards at UNT. He became the 20th player in program history to reach 100 career receptions a season ago.
- Burns has recorded at least one reception in 30 of the last 31 games he has appeared in.

<b>UNT CAREER RECEPTION LEADERS</b>					<b>UNT CAREER RECEIVING YARDS LEADERS</b>				
PLAYER	SEASONS	YDS	AVG	REC	PLAYER	SEASONS	REC	AVG	YDS
1. Jaelon Darden	2017-20	2,782	12.09	230	1. Jaelon Darden	2017-20	230	12.09	2,782
--					--				
10. Barry Moore	1968-69	2,183	15.59	140	9. John Love	1965-66	144	14.75	2,124
11. Troy Redwine	1992-96	2,567	18.60	138	10. Rico Bussey Jr.	2016-19	128	15.16	1,941
12. Marvin Walker	1979-82	1,475	10.76	137	11. Marcus Camper	1985-88	111	17.46	1,939
13. Rico Bussey	2016-19	1,941	15.16	128	12. Pete Harvey	1978-81	164	11.78	1,932
14. Jim Russell	1965-67	1,701	13.94	122	13. Michael Lawrence	2016-19	143	13.48	1,929
15. Brandon Jackson	2004-07	1,247	10.39	120	14. Brelan Chancellor	2010-13	116	14.75	1,711
16. Brelan Chancellor	2010-13	1,711	14.75	116	15. James Russell	1965-67	122	13.94	1,701
<b>Roderic Burns</b>	<b>2019-Pres.</b>	<b>1,685</b>	<b>14.53</b>	<b>116</b>	<b>16. Roderic Burns</b>	<b>2019-Pres.</b>	<b>112</b>	<b>14.80</b>	<b>1,685</b>

**SIX BOWL GAMES IN SEVEN YEARS**

- After appearing in the 2022 Frisco Bowl, North Texas has appeared in a bowl game in six of the last seven years.
- The 2022 bowl game was the 14th bowl appearance in the program's 106-year history.
- The current streak is the only time in program history when they've reached six bowl games over a seven-year period. UNT went to four straight bowl games from 2001-04 to end a drought that started in 1960.
- The Mean Green are 3-11 all-time in bowl games with the last coming in the 2014 Heart of Dallas Bowl. UNT scored 22 points in the fourth quarter to rally to a 36-14 win over UNLV in that contest.

**STONE COLD**

- Prior to the season, head coach **Eric Morris** named QB **Stone Earle** the starting quarterback.
- Earle has played in 16 games in his career with NINE total starts, coming into the contest with a 4-5 record as a starting QB.
- In his career, Earle has 1,434 passing yards and an impressive 18 touchdowns to just six interceptions while also rushing for 700 yards in less than three seasons.
- Last season with the Mean Green, Earle was a force on the ground in the four games he played in, rushing for 110 yards on just 18 carries for an average of 6.1 yards per attempt while also scoring a touchdown.
- In the season opener against Cal, Earle finished 12 for 19 for 174 yards, three touchdowns and a pair of interceptions. His 14.5 passing yards per completion ranks second in the AAC this season. He is the fifth UNT quarterback since 2000 to throw for three or more touchdown passes in his first start for the Mean Green.

### RUSHING TOWARDS THE RECORD BOOKS

- UNT has three players in its running back room among the 32 total players in program history to rush for over 1,000 career yards, in a room coached by the second all-time leading rusher Patrick Cobbs.
- As the season progresses, **Ayo Adeyi**, **Ikaika Ragsdale**, **Oscar Adaway III** and **Isaiah Johnson** all have a chance to climb into the top-25 in program history in career rushing yards.
- Through one game, Adeyi currently is tied for 26th place all-time, Ragsdale ranks 28th and Adaway sits in 32nd place.

#### UNT CAREER RUSHING YARDS LEADERS

PLAYER	SEASONS	ATT	AVG	YDS
1. Lance Dunbar	2008-11	782	5.40	4,224
2. Patrick Cobbs (RB Coach)	2001-05	825	4.96	4,100
..				
23. Dwain Bean	1962-63	292	4.88	1,427
24. Ralph Reynolds	1952-53	N/A	N/A	1,331
25. Nic Smith	2017-20	274	4.81	1,318
26. Tre Siggers	2017-20	237	5.53	1,311
<b>Ayo Adeyi</b>	<b>2021-Pres.</b>	<b>198</b>	<b>6.62</b>	<b>1,311</b>
28. <b>Ikaika Ragsdale</b>	<b>2020-Pres.</b>	<b>245</b>	<b>5.27</b>	<b>1,292</b>
29. Ken Washington (QB)	1974-77	532	2.39	1,273
30. <b>Oscar Adaway III</b>	<b>2019-Pres.</b>	<b>228</b>	<b>5.32</b>	<b>1,213</b>
.. <b>Isaiah Johnson</b>	<b>2020-Pres.</b>	<b>159</b>	<b>4.45</b>	<b>707</b>

### BIG PLAY JMAC

- Sophomore WR **Ja'Mori Maclin** has been a big play machine for the Mean Green to start his career, averaging over 24 yards per reception through 13 games in his career.
- Maclin finished last season second in DI with 24.7 yards per reception and currently ranks 11th in the country in the same category this season.
- Maclin has a strong football family pedigree as his cousin, Jeremy, was an All-American WR at Missouri and spent eight seasons in the NFL.
- In the season opener against Cal, Maclin became UNT receiver with 100+ receiving yards and two touchdowns in a season opener since Breelan Chancellor (114 yd, 2 TD) in 2012 at LSU.

### PATRICK COBBS - UNT HALL OF FAMER

- North Texas assistant head coach and running backs coach Patrick Cobbs is in his fifth season on the coaching staff. Cobbs is a 2005 UNT graduate who graduated as the program's all-time leading rusher with 4,050 yards to go along with 36 rushing touchdowns.
- He led the nation in rushing yards in 2003 with 1,680 yards (152.7 per game). Cobbs went undrafted, but played five seasons in the NFL most notably with the Miami Dolphins from 2006-10. Cobbs was inducted into the UNT Athletic Hall of Fame in 2010.
- Since arriving prior to the 2019 season, Cobbs' running back room has produced seven of the top-18 team rushing totals in program history, including a school-record 475-yard performance against LA Tech in 2022.

### MEAN GREEN AROUND THE WORLD

- UNT has a number of players who have arrived on campus with family backgrounds from across the world, including places such as Nigeria, Kenya, Tanzania and Australia.
- North Texas also has a strong Polynesian population with four players with family descent from the Polynesian islands.
- Members of the Mean Green will proudly wear a helmet decal of the country or territory's flag that represents their nationality or cultural heritage.

COUNTRIES REPRESENTED
<b>Nigeria</b> (4) - Ayo Adeyi, Leke Asenuga, Nick Nakwaasah, Febechi Nwaiwu
<b>Kenya</b> (2) - Desmond Magiya, Kaci Moreka
<b>Tonga</b> (2) - Xzavior Kautai, Paula Vaipulu
<b>American Samoa</b> (2) - Fatafehi Vailea, Sifa Leota
<b>Australia</b> (1) - Adam Jacklin
<b>Canada</b> (1) - Jaylen Smith
<b>Tanzania</b> (1) - Samora Ezekiel
<b>Mexico</b> (1) - Richard Garcia III

### GETTING IT DONE IN THE CLASSROOM

- In its first spring semester under head coach Eric Morris, UNT posted an impressive team grade-point average of 2.974, setting a program record for a semester GPA.
- UNT's roster features a total of 23 players who have already received their undergraduate degrees who will suit up this fall.
- In the 2022-23 academic year, UNT placed 53 players on the C-USA Commissioner's Honor Roll, including 31 players returning to the roster this season.
- A standout a member of the Dean's List and the SAAC (Student-Athlete Advisory Committee), junior safety **Nick Nakwaasah** was one of 11 student-athletes and the only football player to be a recipient of the Jim Castañeda Postgraduate Scholarship from Conference USA in the summer of 2023.
- Another standout on both the field and in the classroom, senior LB **Kevin Wood** was named one of two UNT representatives on the American SAAC board.

### RECORD BREAKDOWN

Current Streak	L2
Current Home Streak	W5
Current Away Streak	L1
Last Win	21-17, vs. Rice (11/26/22)
Last Home Win	21-17, vs. Rice (11/26/22)
Last Away Win	40-13, at WKU (10/29/22)
Last Loss	35-32, vs. Boise St. (12/17/23)
Last Home Loss	48-10, vs. SMU (9/3/22)
Last Away Loss	31-27, at UAB (11/12/22)

#### MORRIS BY THE NUMBERS

	2023	Under Morris
Home	0-1	0-1
Road	0-0	0-0
Neutral	0-0	0-0
Day Games	0-1	0-1
Night Games	0-0	0-0
vs. AP Ranked Opponents	0-0	0-0
August	0-0	0-0
September	0-1	0-1
October	0-0	0-0
November	0-0	0-0
December	0-0	0-0
January	0-0	0-0
Score < 20 Points	0-0	0-0
Score 20+ Points	0-1	0-1
Score 30+ Points	0-0	0-0
Score 40+ Points	0-0	0-0
Opponent Scores < 20 Points	0-0	0-0
Opponent Scores 20+ Points	0-0	0-0
Opponent Scores 30+ Points	0-0	0-0
Opponent Scores 40+ Points	0-1	0-1
Leading at the Half	0-0	0-0
Trailing at the Half	0-1	0-1
Tied at the Half	0-0	0-0
Leading After 3 Quarters	0-0	0-0
Trailing After 3 Quarters	0-1	0-1
Tied After 3 Quarters	0-0	0-0
Scoring First	0-0	0-0
Opponent Scores First	0-1	0-1
Running More Plays Than Opponent	0-0	0-0
Opponent Runs More Plays	0-1	0-1
Same Number of Plays	0-0	0-0
Committing More Turnovers	0-1	0-1
Winning Turnover Margin	0-0	0-0
Turnovers Are Even	0-0	0-0
Committing At Least Two Turnovers	0-1	0-1
Winning Time of Possession	0-0	0-0
Opponent Wins Time of Possession	0-1	0-1
Running 70 or More Offensive Plays	0-0	0-0
Running Less Than 70 Offensive Plays	0-1	0-1
Rushing For 150 Yards or More	0-0	0-0
Rushing For Less Than 150 Yards	0-1	0-1
Rushing For 200 Yards or More	0-0	0-0
Passing For 200 Yards or More	0-0	0-0
Passing For Less Than 200 Yards	0-1	0-1
Passing % Is Over 55%	0-1	0-1
Passing % Is Less Than 55%	0-0	0-0
Third Down Conversions is Over 40%	0-0	0-0
Third Down Conversion is Less Than 40%	0-1	0-1
Third Down Conversion is 40%	0-0	0-0
Gaining More Total Yards Than Opponent	0-0	0-0
Opponent Gains More Total Yards	0-1	0-1

# THE LAST TIME NORTH TEXAS...

## SCORING

Scored 30 or more points .....	32 vs. Boise State (12/17/22)
Scored 40 or more points .....	52 vs. FIU (11/5/22)
Scored 50 or more points .....	52 vs. FIU (11/5/22)
Scored 60 or more points .....	77 vs. Nicholls State (9/20/14)

## TOTAL OFFENSE

Had more than 400 total yards .....	435 vs. Boise State (12/17/22)
Had more than 450 total yard .....	623 vs. FIU (11/5/22)
Had more than 500 total yards .....	623 vs. FIU (11/5/22)
Had more than 600 total yards .....	623 vs. FIU (11/5/22)
Had more than 700 total yards .....	768 at Middle Tennessee (10/17/20)

## RUSHING OFFENSE

Rushed for 150 or more yards .....	176 vs. Boise State (12/17/22)
Rushed for 200 or more yards .....	209 vs. FIU (11/5/22)
Rushed for 250 or more yards .....	475 vs. LA Tech (10/15/22)
Rushed for 300 or more yards .....	475 vs. LA Tech (10/15/22)
Rushed for 400 or more yards .....	475 vs. LA Tech (10/15/22)
Rushed for 450 or more yards .....	475 vs. LA Tech (10/15/22)

## PASSING OFFENSE

Passed for 250 or more yards .....	259 vs. Boise State (12/17/22)
Passed for 300 or more yards .....	414 vs. FIU (11/5/22)
Passed for 350 or more yards .....	414 vs. FIU (11/5/22)
Passed for 400 or more yards .....	414 vs. FIU (11/5/22)
Passed for 500 or more yards .....	601 at SMU (9/8/07)

## SCORING DEFENSE

Allowed 0 points .....	0 vs. Troy (10/30/03)
Allowed 3 or fewer points .....	3 vs. UTSA (9/21/19)
Allowed 7 or fewer points .....	7 at FIU (11/20/21)
Allowed 10 or fewer points .....	3 vs. UTSA (9/21/19)
Allowed 20 or fewer points .....	17 vs. Rice (11/26/22)

## TOTAL DEFENSE

Allowed fewer than 75 total yards .....	49 vs. Lamar (11/5/83)
Allowed fewer than 100 total yards .....	95 vs. Abilene Christian (9/5/92)
Allowed fewer than 150 total yards .....	147 vs. FIU (11/22/14)
Allowed fewer than 200 total yards .....	147 vs. FIU (11/22/14)
Allowed fewer than 250 total yards .....	245 at FIU (11/20/21)
Allowed fewer than 300 total yards .....	258 vs. FIU (11/5/22)

## RUSHING DEFENSE

Allowed 0 or fewer rushing yards .....	-6 vs. Abilene Christian (9/5/92)
Allowed 20 or fewer rushing yards .....	4 vs. SMU (9/1/18)
Allowed 40 or fewer rushing yards .....	4 vs. SMU (9/1/18)
Allowed 60 or fewer rushing yards .....	58 at FIU (11/20/21)
Allowed 80 or fewer rushing yards .....	80 vs. LA Tech (10/15/22)
Allowed 100 or fewer rushing yards .....	80 vs. LA Tech (10/15/22)

## PASSING DEFENSE

Allowed 10 or fewer passing yards .....	7 vs. Abilene Christian (9/1/94)
Allowed 30 or fewer passing yards .....	27 vs. Army (11/18/17)
Allowed 50 or fewer passing yards .....	27 vs. Army (11/18/17)
Allowed 100 or fewer passing yards .....	79 at LA Tech (9/25/21)
Allowed 150 or fewer passing yards .....	137 vs. Boise State (12/17/22)
Allowed 200 or fewer passing yards .....	137 vs. Boise State (12/17/22)

## MISCELLANEOUS TEAM

UNT wins when holding opponents to 10 or less .....	42 consecutive, last loss at Marshall 7-0 (11/25/88)
Last shutout win .....	21-0 vs. Troy (10/30/03)

## UNT QUICK FACTS

LOCATION	Denton, Texas
FOUNDED	1890
PRESIDENT	Dr. Neal Smatresk
ENROLLMENT	40,796
ATHLETIC DIRECTOR	Jared Mosley
NICKNAME	Mean Green
COLORS	Green and White
HOME FIELD	DATCU Stadium
CAPACITY	30,850
SURFACE	Field Turf Cool Play
FIRST YEAR OF FOOTBALL	1913
YEARS OF FOOTBALL	107
CONFERENCE	American Athletic Conference
HEAD COACH	Eric Morris
OVERALL RECORD	24-18 (5th Season)
RECORD AT UNT	0-0
PRIMARY OFFENSE	Multiple
PRIMARY DEFENSE	3-3-5

## UNT TEAM RECORD

OVERALL	537-534-33
FBS OVERALL	258-421-12
FBS HOME	128-115-3
FBS AWAY	119-271-9
FBS NEUTRAL	11-35
SINCE DIV 1-A (1995)	128-209
DATCU STADIUM RECORD	46-25

## VS. FBS CONFERENCE

THE AMERICAN	37-101-1
ACC	10-11
BIG 12	27-86-1
BIG TEN	0-3
C-USA	84-54-6
INDEPENDENT	2-5
MAC	3-6
MOUNTAIN WEST	16-34-1
PAC 12	2-8
SEC	5-46
SUN BELT	72-67-3

## CURRENT TEAM STREAKS

WINS	0
HOME WINS	5
AWAY WINS	0
AMERICAN WINS	0
AMERICAN LOSSES	0
LOSSES	2
HOME LOSSES	0
AWAY LOSSES	2
NON-CONFERENCE WINS	0
NON-CONFERENCE LOSSES	3



collegypressbox is the official media website for Division I football. Access and download game notes, quotes, statistics, media guides, headshots, logos and more for all FBS schools, conferences, postseason games, awards and the College Football Playoff. For access, please register for an account at [collegypressbox.com/register](http://collegypressbox.com/register).

## THE LAST TIME A NORTH TEXAS PLAYER...

### INDIVIDUAL RUSHING

Had a player rush for 100 more yards	108, Ikaika Ragsdale vs. UTSA (12/2/22)
Had 2+ rush for 100+ yards	122, Adeyi; 113, Adaway vs. LA Tech (10/15/22)
Had 3+ rush for 100+ yards	169, Bean; 143 Torrey; 101 Siggers at MTSU (10/17/20)
Had a player rush for 150+	179, DeAndre Torrey vs. Marshall (10/15/21)
Had a player rush for 200+	245, DeAndre Torrey vs. Northwestern St. (9/4/21)
Had a player rush for 250+	251, Brandin Byrd at Tulsa (11/30/13)
Had a player rush for 300+	313, Lance Dunbar vs. MTSU (12/3/11)
Had a player rush for 2+ TDs	2, Ikaika Ragsdale vs. Boise State (12/17/22)
Had a player rush for 3+ TDs	3, DeAndre Torrey vs. No. 15 UTSA (11/27/21)
Had a player rush for 4+ TDs	4, Lance Dunbar vs. MTSU (12/3/11)
Had a player rush for 5+ TDs	Never

### INDIVIDUAL PASSING

Had a player pass for 200+	238, Austin Aune vs. Boise State (12/17/22)
Had a player pass for 250+	414, Austin Aune vs. WKU (11/5/22)
Had a player pass for 300+	414, Austin Aune vs. WKU (11/5/22)
Had a player pass for 400+	414, Austin Aune vs. WKU (11/5/22)
Had a player pass for 500+	601, Daniel Meager at SMU (9/8/07)
Had a player pass for 2+ TDs	3, Stone Earle vs. California (9/2/23)
Had a player pass for 3+ TDs	3, Stone Earle vs. California (9/2/23)
Had a player pass for 4+ TDs	5, Austin Aune vs. FIU (11/5/22)
Had a player pass for 5+ TDs	5, Austin Aune vs. FIU (11/5/22)
Had a player pass for 6+ TDs	7, Mason Fine vs. UTEP (11/2/19)
Had a player pass for 7+ TDs	7, Mason Fine vs. UTEP (11/2/19)
Had a player pass for 8+ TDs	8, Giovanni Vizza vs. Navy (11/10/07)

### INDIVIDUAL RECEIVING

Had a player with 10+ receptions	12, Roderic Burns at SMU (9/11/21)
Had a player with 11+ receptions	12, Roderic Burns at SMU (9/11/21)
Had a player with 12+ receptions	12, Roderic Burns at SMU (9/11/21)
Had a player with 15+ receptions	15, Carlos Harris vs USM (10/18/14)
Had a player with 100+ receiving yards	122, Ja'Mori Maclin vs. California (9/2/23)
Had a player with consecutive 100+ rec. yards	Roderic Burns, 2 games (9/4-11/2021)**
Had a player with 3 consecutive 100+ rec. yards	Jaelon Darden, 3 games (11/28-12/11/20)
Had 2 players 100+ receiving yards	173 Darden; 104 Simpson at UTEP (12/11/20)
Had a player with 150+ receiving yards	173, Jaelon Darden at UTEP (12/11/20)
Had a player with 200+ receiving yards	204, Jaelon Darden at MTSU (10/17/20)
Had a player with 250+ receiving yards	327, Casey Fitzgerald at SMU (9/8/07)
Had a player with 300+ receiving yards	327, Casey Fitzgerald at SMU (9/8/07)
Had a player with 2+ receiving TDs	2, Ja'Mori Maclin vs. California (9/2/23)
Had a player with 3+ receiving TDs	3, Jyaire Shorter vs. FAU (10/1/22)
Had a player with 4+ receiving TDs	4, Jaelon Darden at UTEP (12/11/20)
Had a player with 5+ receiving TDs	5, Casey Fitzgerald vs. Navy 11/10/07)

### MISC.

Returned a kickoff for a TD	99 yards by Kaylon Horton at UNLV (9/17/22)
Returned a punt for a TD	90 yards by Keegan Brewer at Arkansas (9/15/18)
Returned an INT for a TD	58 yards by Ridge Texada vs. FAU (10/1/22)
Returned a fumble for a TD	37 yds by Gr. Murphy and 53 yd by KD Davis at USM (11/6/21)
Returned two fumbles for a TD	37 yds by Gr. Murphy and 53 yd by KD Davis at USM (11/6/21)
Recorded two defensive TDs	37 yds by Gr. Murphy and 53 yd by KD Davis at USM (11/6/21)
Blocked a punt	Dion Novil at LA Tech (9/25/21)
Blocked 2+ punts	vs. Old Dominion (10/28/17)
Blocked a FG	DeShawn Gaddie at MTSU (10/17/20)
Blocked a PAT	Roderick Brown vs. California (9/2/23)
Returned a blocked punt for a TD	20 yards, Dominique Harrison vs. MTSU (10/19/19)
Returned a blocked FG for a TD	66 yards, Phillip Littlejohn vs. Idaho (10/4/97)
Recorded a safety	Team safety vs. Southern Miss (11/19/16)
Scored a 2-point conversion	Run, Austin Aune vs. Boise State (12/17/22)

**THE LAST TIME A NORTH TEXAS OPPONENT...**

**RUSHING OFFENSE**

Rushed for 150+ yards .....	357, California (9/2/23)
Rushed for 200+ yards .....	357, California (9/2/23)
Rushed for 250+ yards .....	357, California (9/2/23)
Rushed for 300+ yards .....	357, California (9/2/23)
Rushed for 400+ yards .....	500, App St. (12/21/20)
Rushed for 500+ yards .....	500, App St. (12/21/20)

**PASSING OFFENSE**

Passed for 300+ yards .....	312, California (9/2/23)
Passed for 400+ yards .....	424, LA Tech (10/15/22)
Passed for 500+ yards .....	563, Houston (9/10/11)

**TOTAL OFFENSE**

Had 400+ yards of total offense.....	669, California (9/2/23)
Had 450+ yards of total offense.....	669, California (9/2/23)
Had 500+ yards of total offense.....	669, California (9/2/23)
Had 600+ yards of total offense.....	669, California (9/2/23)

**INDIVIDUAL RUSHING**

Had a player rush for 100+ yards .....	188, Jaydn Ott, California (9/2/23)
Had 2 players rush for 100+ yards .....	178, Ashton Jeanty; 119, Taylen Green, Boise State (12/17/22)
Had a player rush for 150+ yards .....	188, Jaydn Ott, California (9/2/23)
Had a player rush for 200+ yards .....	227, Aidan Robbins, UNLV (9/17/22)
Had a player rush for 300+ yards .....	319, Camerun Peoples, App St. (12/21/20)
Had a player rush for 2+ TDs .....	2, Jaydn Ott, California (9/2/23)
Had a player rush for 3+ TDs .....	3, Isaiah Ifanse, California (9/2/23)
Had a player rush for 4+ TDs .....	5, Camerun Peoples, App St. (12/21/20)
Had a player rush for 5+ TDs .....	5, Camerun Peoples, App St. (12/21/20)

**INDIVIDUAL RECEIVING**

Had a player receive 100+ yards.....	144, Zakhari Franklin, UTSA (12/2/22)
Had a player receive 200+ yards.....	208, Kalib Woods, FAU (12/2/17)
Had 2 players receive 100+ yards.....	166, Rashee Rice; 103, Jordan Kerley, SMU (9/3/22)
Had a player receive 3+ TDs.....	3, Zakhari Franklin, UTSA (12/2/22)
Had a player receive 4+ TDs.....	4, Cortland Sutton, SMU (9/9/17)

**SCORING**

Scored 30+ points .....	58, California (9/2/23)
Scored 40+ points .....	58, California (9/2/23)
Scored 50+ points .....	58, California (9/2/23)
Scored 60+ points .....	65, SMU (9/19/20)

**MISC.**

Returned a kickoff for a TD.....	100 yards by Duron Lowe, UTEP (11/2/19)
Returned a punt for a TD.....	72 yards by Demario Douglas, Liberty (10/23/21)
Returned a kickoff & punt for a TD same game.....	Houston (9/28/19)
Returned an INT for a TD .....	4 yards by Adrian Cole, FIU (11/5/22)
Returned 2 INT for a TD .....	Jaylon Allen and Xavier Cullens, Memphis (9/24/22)
Returned a fumble for a TD .....	20 yards by Gregory Grate, Middle Tennessee (10/17/20)
Returned a blocked punt for a TD .....	0 yards by Brandon Moss, UTEP (11/26/16)
Blocked a punt.....	Avery Morris, UTSA (10/22/22)
Blocked a XP .....	JaQues Evans, WKU (10/29/22)
Blocked a FG.....	Keny Seymour Jr., Rice (11/26/22)
Returned a blocked FG for a TD .....	62 yards by Derrick Strozier, Tulane (10/5/13)
Recorded a safety .....	TEAM, UNLV (9/17/22)
Scored a 2-point conversion.....	Reception, Jack Endries, California (9/2/23)

**NORTH TEXAS IN OT (3-2)**

Oct. 30, 2021.....	UNT 30, Rice 24 (OT)
Dec. 27, 2016 .....	Army 38, North Texas 31 (OT)
Sept. 24, 2016 .....	North Texas 42, Rice 35 (2OT)
Sept. 12, 2009 .....	Ohio 31, North Texas 30 (2OT)
Oct. 7, 2006.....	North Texas 25, FIU 22 (7OT)

\*\* - Back-to-back games to open the season

# DEPTH CHART VS. FIU

## OFFENSE

<b>Z</b>	<b>7 TREY CLEVELAND (6-1, 193, JR.)</b> 8 Damon Ward Jr. (5-11, 210, Jr.)
<b>Y</b>	<b>2 RODERIC BURNS (5-9, 190, SR.)</b> 1 Kaylon Horton (5-9, 173, Sr.)
<b>LT</b>	<b>77 KACI MOREKA (6-5, 291, SR.)</b> 79 Howard Sampson (6-8, 325, R-Fr.)
<b>LG</b>	<b>65 GABE BLAIR (6-2, 294, JR.)</b> 71 Leke Asenuga (6-2, 300, So.)
<b>C</b>	<b>67 ETHAN MINER (6-2, 296, JR.)</b> 78 Daizion Carroll (6-1, 314, Sr.)
<b>RG</b>	<b>64 JETT DUNCAN (6-1, 282, JR.)</b> 60 Paula Vaipulu (6-3, 300, Jr.)
<b>RT</b>	<b>54 FEBECHI NWAIWU (6-4, 316, SO.)</b> 74 Larry Moore (6-6, 274, Jr.)
<b>X</b>	<b>9 JA'MORI MACLIN (5-11, 183, SO.)</b> 80 Zhilghil McMillan (6-0, 208, So.)
<b>H</b>	<b>15 JORDAN SMART (5-10, 185, JR.)</b> 0 Blair Conwright (5-11, 181, Jr.)
<b>TE</b>	<b>84 CHRISTIAN LEE (6-3, 221, SO.)</b> 88 Xzavior Kautai (6-0, 235, So.)
<b>QB</b>	<b>3 STONE EARLE (6-0, 207, JR.)</b> 4 Chandler Rogers (6-0, 195, Jr.)
<b>RB</b>	<b>27 OSCAR ADAWAY III (5-10, 219, JR.) OR</b> <b>5 AYO ADEYI (5-7, 192, JR.) OR</b> <b>23 ISAIAH JOHNSON (5-10, 210, JR.) OR</b> <b>6 IKAIKA RAGSDALE (5-11, 218, JR.)</b>

## DEFENSE

<b>END</b>	<b>44 MAZIN RICHARDS (6-1, 240, SR.)</b> 96 Vic Alobwede (6-5, 266, Jr.)
<b>NOSE</b>	<b>10 RODERICK BROWN (5-11, 303, JR.)</b> 9 Enoch Jackson (5-11, 301, Jr.)
<b>LEO</b>	<b>51 FATAFEHI VAILEA (6-1, 282, SO.)</b> 95 Kortlin Rausaw (6-3, 275, Jr.)
<b>SLB</b>	<b>36 JAYLEN SMITH (5-11, 214, JR.)</b> 46 Grady Brewer (5-11, 217, So.)
<b>MLB</b>	<b>19 JORDAN BROWN (6-1, 228, JR.)</b> 15 Carson Kropp (6-1, 230, Sr.)
<b>WLB</b>	<b>21 KEVIN WOOD (5-10, 213, SR.)</b> 32 Ethan Wesloski (6-1, 229, R-Fr.) <u>OR</u> 24 Chavez Brown (6-1, 224, So.)
<b>FS</b>	<b>1 LOGAN WILSON (5-10, 170, JR.)</b> 16 Evan Jackson (5-11, 176, Fr.) <u>OR</u> 4 Dillion Williams (5-11, 178, So.)
<b>BS</b>	<b>0 PHIL HILL (6-0, 198, JR.)</b> 23 Bryce Linder (6-0, 176, So.) <u>OR</u> 27 Harold West (6-1, 188, Jr.)
<b>STAR</b>	<b>11 PATRICK SMITH (5-9, 184 R-FR.)</b> 7 Nick Nakwaasah (5-11, 199, Jr.)
<b>CB</b>	<b>5 RIDGE TEXADA (5-8, 181, JR.)</b> 18 Tarik Luckett (6-2, 184, Sr.)
<b>CB</b>	<b>8 JOHN DAVIS (6-0, 187, SR.)</b> 6 LORONZO THOMPSON (5-11, 169, Jr.)

## SPECIAL TEAMS

<b>K</b>	<b>99 NOAH RAUSCHENBERG (6-0, 198, SR.)</b> 40 Kali Nguma (5-10, 183, Fr.)
<b>P</b>	<b>41 SAWYER EVANS (6-3, 203, JR.) OR</b> <b>29 ADAM JACKLIN (5-11, 195, FR.)</b>
<b>KR</b>	<b>1 KAYLON HORTON (5-9, 173, SR.)</b> 1 Logan Wilson (5-10, 170, Jr.)
<b>PR</b>	<b>2 RODERIC BURNS (5-9, 190, SR.)</b> 0 Blair Conwright (5-11, 181, Jr.)
<b>LS</b>	<b>47 JP HADLEY (6-3, 234, SR.)</b> 49 Collin Brown (5-11, 240, Jr.)

## CAREER STARTS

34	Mazin Richards
26	Gabe Blair, Roderick Burns
25	Ethan Miner
23	Daizion Carroll
22	John Davis
19	Kaci Moreka
18	Chandler Rogers
17	Ridge Texada, Damon Ward
16	Roderick Brown, Jett Duncan, Kevin Wood
13	Febechi Nwaiwu
12	Jordan Smart, Fatafehi Vailea
11	Logan Wilson
9	J'Kalon Carter, Stone Earle, Ikaika Ragsdale, Paula Vaipulu
8	Blair Conwright, Kadren Johnson
7	Trey Cleveland
6	Kaylon Horton
5	Jace Ruder
4	Oscar Adaway III, Loronzo Thompson
3	Ayo Adeyi, Viczaril Alobwede, Detraveon Brown
2	Jordan Brown, JD Head, Enoch Jackson, Isaiah Johnson, Tarik Luckett, Ja'Mori Maclin
1	Phil Hill, Xzavior Kautai, Sifa Leota, Zhilghil McMillan, Nick Nakwaasah, Jaylen Smith, Ethan Wesloski

## CONSECUTIVE STARTS

25	Gabe Blair
----	------------

## CAREER GAMES PLAYED

45	Noah Rauschenberg
43	Kevin Wood
41	Kaylon Horton
40	Daizion Carroll, Trey Cleveland
39	Blair Conwright
38	Roderick Burns
36	Jordan Brown, John Davis Jr., Kaci Moreka, Mazin Richards
35	Jett Duncan, Ridge Texada
34	Carson Kropp, Loronzo Thompson
33	Ethan Miner
28	Kadren Johnson, Ikaika Ragsdale, Jaylen Smith
27	Vic Alobwede, Gabe Blair, Enoch Jackson, Isaiah Johnson, Damon Ward
26	Leke Asenuga, Roderick Brown
25	Chandler Rogers, Jordan Smart
23	Ayo Adeyi, Harold West
21	Alphie Guillory, Christian Lee, Kortlin Rausaw
20	Oscar Adaway III, Phil Hill, Ja'Mori Maclin
18	J'Kalon Carter, Tarik Luckett, Dorian Morris, Nick Nakwaasah, Paula Vaipulu
17	Grady Brewer, Zhilghil McMillan, Febechi Nwaiwu, Logan Wilson
16	Stone Earle
15	JP Hadley, Sifa Leota, Fatafehi Vailea, Dillion Williams
14	Kaghen Roach, Jace Ruder
13	Datraveon Brown, Xzavior Kautai
12	Sawyer Evans
7	BK Jackson
6	JD Head
5	Robert Johnson, Bryce Linder, Patrick Smith
4	Qualon Farrar
3	K'Von Hamilton, Larry Moore, Ethan Wesloski, Chris Wright
2	Howard Sampson
1	Dallas Dudley, Samora Ezekiel, C.J. Garnett, Evan Greene, Adam Jacklin, Evan Jackson, Richard Roquemore, Isaiah Villanueva, West Wilson

## PRONUNCIATION GUIDE

Oscar ADAWAY III	ADD-away
AYO ADEYI	EYE-OH uh-DAY-ee
VICZARIL ALOBWEDE	VICK-uh-rill AL-ub-WAY-dey
JAYVEN Anderson	JAY-vin
LEKE ASENUGA	LAY-kay OSH-uh-NEW-guh
CHAVEZ Brown	CHA-vez
DETRAVEON Brown	duh-tray-VEE-on
DAIZION Carroll	DAZE-ee-on
J'KALON Carter	juh-KAY-lun
Stone EARLE	Earl
DEMERICK Gary	DIM-rick
Dylan GEBBIA	JEB-ee-UH
Alphie GUILLORY	GILL-or-ee
QUALON FARRAR	KWAY-lin FUH-rawr
K'VON Hamilton	kuh-VON
KAYLON Horton	Kay-LON (like ON)
ENOCH Jackson	EE-knock
KADREN Johnson	KAY-drin
XZAVIOR KAUTAI	ex-AY-vee-YOR KUH-tie
Carson KROPP	like Crop
SIFA LEOTA	SEE-fuh lee-OH-tuh

TARIK LUCKETT	TUH-reek LUH-KETT
Desmond MAGIYA	muh-GEE-yuh
ZHIGHLIL McMillan	ZYE-lil
KACI MOREKA	kay-SEE mor-EE-cuh
KALI NGUMA	kaw-LEE UN-goo-MUH
FEBECHI NWAIWU	fuh-BETCH-ee WEE-woo
IKAIKA Ragsdale	ee-ky-kuh
Kortlin RAUSAW	rah-saw
Noah RAUSCHENBERG	RAW-shin-BURG
MAZIN Richards	MAY-zin
Richard ROCQUEMORE	Rock-UH-more
Jace RUDER	ROO-durr
Isaac SOHN	SONE (like CONE)
Corey SWINEY	SWEE-knee
Ridge TEXADA	tuh-HA-duh
LORONZO Thompson	loh-RON-zoh
FATAFEHI VAILEA	FAH-tah-FAY-hee vye-LEE-uh
PAULA VAIPULU	POW-luh vye-POO-lew
Ethan WESLOSKI	wes-LOS-kee
DILLION Williams	DILL-un

## NORTH TEXAS MEAN GREEN ROSTER

ALPHABETICAL ROSTER		NUMERICAL ROSTER						
NO.	PLAYER, POS.	No.	Name	Pos.	Ht.	Wt.	Class.	Hometown / Previous School
46	Brad Adamcik, TE	0	Blair Conwright	WR	5-11	181	Jr.	Lubbock, TX / TCU
27	Oscar Adaya III, RB	0	Phil Hill	S	6-0	198	Jr.	Spring, TX / UNLV
5	Ayo Adeyi, RB	1	Kaylon Horton	WR	5-9	173	Sr.	Houston, TX / Tarleton State
96	Vic Alobwede, DL	1	Logan Wilson	S	5-10	170	Jr.	Dallas, TX / ULM
14	Jayven Anderson, S	2	Roderic Burns	WR	5-9	190	Sr.	Houston, TX / Lamar HS
71	Leke Asenuga, OL	2	JD Head	QB	6-2	179	So.	Pearland, TX / LA Tech
40	Trent Ayers, DL	3	Stone Earle	QB	6-0	207	Jr.	Keller, TX / ACU
65	Gabe Blair, OL	4	Chandler Rogers	QB	6-0	195	Jr.	Mansfield, TX / ULM
46	Grady Brewer, LB	4	Dillion Williams	S	5-11	178	So.	Nacogdoches, TX / HS
24	Chavez Brown, LB	5	Ayo Adeyi	RB	5-7	192	Jr.	Mansfield, TX / Legacy HS
49	Collin Brown, LS	5	Ridge Texada	CB	5-8	181	Jr.	Frisco, TX / McNeese State
11	Detraevon Brown, WR	6	Ikaika Ragsdale	RB	5-11	218	Jr.	Las Vegas, NV / Bishop Gorman HS
19	Jordan Brown, LB	6	Loranzo Thompson	CB	5-11	169	Jr.	Friendswood, TX / Clear Brook HS
10	Roderick Brown, DL	7	Trey Cleveland	WR	6-1	193	Jr.	Arlington, TX / Texas Tech
98	Dadrian Burleson, DL	7	Nick Nakwaasah	S	5-11	199	Jr.	Dallas, TX / Central Arkansas
2	Roderic Burns, WR	8	John Davis	CB	6-0	187	Sr.	Euleus, TX / Texas Tech
78	Daizion Carroll, OL	8	Damon Ward Jr.	WR	5-11	210	Jr.	Beaumont, TX / West Brook HS
14	J'Kalon Carter, WR	9	Enoch Jackson	DL	5-11	301	Jr.	Mansfield, TX / Arkansas
7	Trey Cleveland, WR	9	Ja'Mori Maclin	WR	5-11	183	So.	Kirkwood, MO / Missouri
0	Blair Conwright, WR	10	Roderick Brown	DL	5-11	303	Jr.	Forney, TX / North Forney HS
83	Zack Darkoch, WR	10	Jace Ruder	QB	6-2	222	Sr.	Norton, KS / North Carolina
8	John Davis, CB	11	Detraevon Brown	WR	6-0	196	So.	Shreveport, LA / Northwood HS
47	Harrison Dempsey, S	11	Patrick Smith	S	5-9	184	R-Fr.	Sugar Land, TX / Clements HS
82	Dallas Dudley, WR	13	Brian Nelson II	CB	6-0	183	Fr.	Pearland, TX / Shadow Creek HS
64	Jett Duncan, OL	13	Josh Smith	TE	6-0	234	So.	Tampa, FL / College of the Canyons
3	Stone Earle, QB	14	Jayven Anderson	S	6-0	202	Fr.	Houston, TX / North Shore HS
41	Sawyer Evans, P	14	J'Kalon Carter	WR	5-10	166	Jr.	Aubrey, TX / Illinois State
58	Samora Ezekiel, OL	15	Carson Kropp	LB	6-1	230	Sr.	Owasso, OK / Oklahoma State
53	Blake Fann, DL	15	Jordan Smart	WR	5-10	185	Jr.	Round Rock, TX / UT Permian Basin
20	Qualon Farrar, RB	16	Dylan Gebbia	QB	6-0	177	Fr.	Los Angeles, CA / Hawaii
39	Richard Garcia III, K	16	Evan Jackson	S	5-11	176	Fr.	Houston, TX / North Shore HS
34	CJ Garnett, LB	17	Landon Sides	WR	5-11	179	Fr.	Denton, TX / Guyer HS
16	Dylan Gebbia, QB	17	Taylor Starling	CB	5-9	163	Fr.	Dallas, TX / South Oak Cliff HS
48	Rodney Green Jr., DL	18	Tarik Luckett	CB	6-2	184	Sr.	Compton, CA / Arizona State
85	Evan Greene, WR	18	Dorian Morris	WR	5-10	190	Jr.	Mesquite, TX / Poteet HS
20	Alphie Guillory, S	19	Jordan Brown	LB	6-1	228	Jr.	Huntsville, TX / HS
47	JP Hadley, LS	20	Qualon Farrar	RB	5-5	195	R-Fr.	Dallas, TX / South Oak Cliff HS
92	K'Von Hamilton, DL	20	Alphie Guillory	S	5-9	202	Jr.	DeSoto, TX / HS
2	JD Head, QB	21	BK Jackson	RB	5-11	213	So.	Missouri City, TX / Ridge Point HS
0	Phil Hill, S	21	Kevin Wood	LB	5-10	213	Sr.	Converse, TX / Judson HS
1	Kaylon Horton, WR	22	Matthew Moore	LB	6-0	220	Fr.	Killeen, TX / Ellison HS
39	Karter Houchin, LB	22	Luke Rossley	WR	5-11	178	R-Fr.	Highland Park, TX / HS
37	Christian Hurd, S	23	Isaiah Johnson	RB	5-10	210	Jr.	Lubbock, TX / Cooper HS
29	Adam Jacklin, P	23	Bryce Linder	S	6-0	176	So.	College Station, TX / Blinn College
21	BK Jackson, RB	24	Chavez Brown	LB	6-1	224	So.	Houma, LA / Butler CC
9	Enoch Jackson, DL	25	Kollin Lewis	CB	5-11	194	Fr.	Gladewater, TX / HS
16	Evan Jackson, S	25	Makenzie McGill	RB	5-9	192	Fr.	Mount Vernon, TX / HS
66	Josiah Jefferson, OL	26	Dietrich Moore	LB	5-10	215	Fr.	Broken Arrow, OK / HS
23	Isaiah Johnson, RB	27	Oscar Adaya III	RB	5-10	219	Jr.	North Little Rock, AR / HS
45	Kadren Johnson, DL	27	Harold West	S	6-1	188	Jr.	Arlington, TX / Lamar HS
68	Keon Johnson, OL	29	Adam Jacklin	P	5-11	195	Fr.	Melbourne, Australia / Whitefrairs College
30	Loren Johnson, CB	29	Caden Park	CB	6-0	188	R-Fr.	McKinney, TX / Boyd HS
31	Robert Johnson, CB	30	Grayson Ward	S	5-6	180	R-Fr.	Aubrey, TX / HS
88	Xzavior Kautai, TE	30	Loren Johnson	CB	6-3	190	Jr.	Bakersfield, CA / Bakersfield College
15	Carson Kropp, LB	31	Robert Johnson	CB	5-11	184	So.	Memphis, TN / Academy of Health Sciences HS
69	Ryan Krueger, OL	32	Ethan Wesloski	LB	6-1	229	R-Fr.	McKinney, TX / Boyd HS
84	Christian Lee, TE	34	CJ Garnett	LB	6-0	220	So.	Keller, TX / Blinn College
42	Sifa Leota, LB	35	Chris Wright	DL	6-3	230	So.	Aledo, TX / HS
25	Kollin Lewis, CB	36	Jaylen Smith	LB	5-11	214	Jr.	Hamilton, Ontario / St. Thomas More (CT) School
23	Bryce Linder, S	36	Caden Yates	LS	6-1	213	Fr.	Argyle, TX / HS
18	Tarik Luckett, CB	37	Christian Hurd	S	5-9	192	Fr.	Katy, TX / Paetow HS
9	Ja'Mori Maclin, WR	38	Christian Traylor	CB	5-8	188	So.	Arlington, TX / Martin HS
87	Tim Madison, WR	39	Karter Houchin	LB	5-10	218	R-Fr.	Decatur, TX / HS
76	Desmond Magiya, OL	39	Richard Garcia III	K	5-10	150	Sr.	Forney, TX / Texas Southern
49	Kamdon McFarland, S	40	Trent Ayers	DL	6-1	218	Jr.	Arlington, TX / Navarro College
25	Makenzie McGill, RB	40	Kali Nguma	K	5-10	183	Fr.	Mission, TX / Sharyland HS
80	Zhigilil McMillan, WR	41	Sawyer Evans	P	6-3	203	Jr.	Arlington, TX / Texas Southern
67	Ethan Miner, OL	41	Corey Swiney	S	5-10	186	Fr.	Pearland, TX / Shadow Creek HS
26	Dietrich Moore, LB	42	Sifa Leota	LB	6-2	221	So.	Euleus, TX / Trinity HS
		43	Jax Van Zandt	LB	6-0	219	R-Fr.	Alabaster, AL / Thompson HS
		44	Mazin Richards	DL	6-1	240	Sr.	Burleson, TX / Eastern New Mexico

# NORTH TEXAS MEAN GREEN ROSTER

## NUMERICAL ROSTER

No.	Name	Pos.	Ht.	Wt.	Class.	Hometown / Previous School
45	Kadren Johnson	DL	6-1	247	Sr.	Lewisville, TX / ACU
46	Brad Adamcik	TE	6-4	207	So.	Keller, TX / HS
46	Grady Brewer	LB	5-11	217	So.	Rockwall, TX / Rockwall-Heath HS
47	Harrison Dempsey	DB	5-11	200	So.	Gainesville, TX / Oklahoma State
47	JP Hadley	LS	6-3	234	Sr.	Lacey, NJ / West Virginia
48	Rodney Green Jr.	DL	6-3	260	Jr.	Philadelphia, PA / Hutchinson CC
49	Collin Brown	LS	5-11	240	Jr.	Austin, TX / Blinn College
49	Kamdon McFarland	S	6-0	204	So.	Mansfield, TX / Lake Ridge HS
50	Kade Sink	LB	6-1	211	Fr.	Friendswood, TX / Bay Area Christian
51	Fatafehi Vailea	DL	6-1	282	So.	Oakland, CA / Desert Pines (NV) HS
53	Blake Fann	DL	6-1	230	Fr.	Frisco, Texas / Lone Star HS
54	Febechi Nwaiwu	OL	6-4	316	So.	Coppell, TX / HS
56	Dameon Smallwood	OL	6-3	318	R-Fr.	Denison, TX / HS
57	Austin Williams	LB	5-11	227	So.	Irving, TX / HS
58	Samora Ezekiel	OL	6-2	265	R-Fr.	Fort Worth, TX / Paschal HS
60	Paula Vaipulu	OL	6-3	300	Jr.	Channelview, TX / Georgia Tech
62	Caden Reeves	OL	6-3	315	So.	Argyle, TX / HS
64	Jett Duncan	OL	6-1	282	Jr.	The Woodlands, TX / HS
65	Gabe Blair	OL	6-2	294	Jr.	Denton, TX / Guyer HS
66	Josiah Jefferson	OL	6-0	267	R-Fr.	Dallas, TX / Cedar Hill HS
67	Ethan Miner	OL	6-2	296	Jr.	West Hartford, CT / Arkansas State
68	Keon Johnson	OL	6-4	404	Fr.	Akron, OH / Archbishop Hoban HS
69	Ryan Krueger	OL	6-2	255	Fr.	Hurst, TX / LD Bell HS
70	Isaac Sohn	OL	6-5	271	Fr.	Aledo, TX / HS
71	Leke Asenuga	OL	6-2	300	So.	Houston, TX / New Mexico
72	Isaiah Villanueva	OL	6-2	279	R-Fr.	Katy, TX / Paetow HS
74	Larry Moore	OL	6-6	274	Jr.	Missouri City, TX / Texas Tech
76	Desmond Magiya	OL	6-5	272	Fr.	McKinney, TX / HS
77	Kaci Moreka	OL	6-5	291	Sr.	Arlington, TX / Trinity Valley CC
78	Daizion Carroll	OL	6-1	314	Sr.	Waco, TX / Midway HS
79	Howard Sampson	OL	6-8	325	R-Fr.	Humble, TX / HS
80	Zhigihlil McMillan	WR	6-0	208	So.	Frisco, TX / Independence HS
81	Richard Rocquemore	WR	5-10	176	So.	Mansfield, TX / ACU
82	Dallas Dudley	WR	6-2	190	R-Fr.	Flower Mound, TX / Oklahoma
83	Zack Darkoch	WR	5-10	160	Fr.	Coppell, TX / HS
84	Christian Lee	TE	6-3	221	Jr.	Friendswood, TX / HS
85	Evan Greene	WR	5-11	191	So.	Dallas, TX / Parish Episcopal
86	Kaden Taylor	WR	5-9	160	So.	Azle, TX / Northwestern Oklahoma State
87	Tim Madison	WR	6-0	173	Fr.	Frisco, TX / Lebanon Trail HS
88	Xzavior Kautai	TE	6-0	235	So.	Euleless, TX / Trinity HS
89	West Wilson	TE	6-1	248	Fr.	Allen, TX / Lovejoy HS
90	Kaghen Roach	DL	6-5	257	Jr.	Celina, TX / Blinn College
91	Keith Smith	DL	6-2	255	Fr.	Dallas, TX / South Oak Cliff HS
92	K'Von Hamilton	DL	6-1	238	So.	Parker, TX / Pittsburg State
93	Drumani West-Asoma	DL	6-3	223	Fr.	Mansfield, TX / HS
94	Marcus Moore	DL	6-0	300	Jr.	The Colony, TX / Coffeyville CC
95	Kortlin Rausaw	DL	6-3	275	So.	Wylie, TX / HS
96	Vic Alobwede	DL	6-5	266	Jr.	Stone Mountain, GA / UMass
98	Dadrian Burleson	DL	6-0	328	Jr.	Dallas, TX / Texas College
99	Noah Rauschenberg	K	6-0	198	Sr.	Tulsa, OK / Baylor

## ALPHABETICAL ROSTER

NO.	PLAYER, POS.
74	Larry Moore, OL
94	Marcus Moore, DL
22	Matthew Moore, LB
77	Kaci Moreka, OL
18	Dorian Morris, WR
7	Nick Nakwaasah, S
13	Brian Nelson II, CB
40	Kali Nguma, K
54	Febechi Nwaiwu, OL
29	Caden Park, CB
6	Ikaika Ragsdale, RB
95	Kortlin Rausaw, DL
99	Noah Rauschenberg, K
62	Caden Reeves, OL
44	Mazin Richards, DL
90	Kaghen Roach, DL
81	Richard Rocquemore, WR
4	Chandler Rogers, QB
22	Luke Rossley, WR
10	Jace Ruder, QB
79	Howard Sampson, OL
17	Landon Sides, WR
50	Kade Sink, LB
56	Dameon Smallwood, OL
15	Jordan Smart, WR
36	Jaylen Smith, LB
13	Josh Smith, TE
91	Keith Smith, DL
11	Patrick Smith, S
70	Isaac Sohn, OL
17	Taylor Starling, CB
41	Corey Swiney, S
86	Kaden Taylor, WR
5	Ridge Texada, CB
6	Loranzo Thompson, CB
38	Christian Traylor, CB
51	Fatafehi Vailea, DL
60	Paula Vaipulu, OL
43	Jax Van Zandt, LB
72	Isaiah Villanueva, OL
8	Damon Ward Jr., WR
30	Grayson Ward, S
32	Ethan Wesloski, LB
27	Harold West, S
93	Drumani West-Asoma, DL
57	Austin Williams, LB
4	Dillion Williams, S
1	Logan Wilson, S
89	West Wilson, TE
21	Kevin Wood, LB
35	Chris Wright, DL
36	Caden Yates, LS

## COACHING STAFF

**Head Coach:** Eric Morris (Texas Tech, 2008)  
**Assoc. Head Coach/Special Teams Coord.:** Drew Svoboda (SFA, 1999)  
**Asst. Head Coach/Tight Ends:** Chris Gilbert (Angelo St., 1999)  
**Defensive Coordinator/Corners:** Matt Caponi (Mt. Union, 2005)  
**Offensive Coordinator/Wide Receivers:** Jordan Davis (Texas Tech, 2014)  
**Asst. Coach/Quarterbacks:** Sean Brophy (UIW, 2018)

**Asst. Coach/Running Backs:** Patrick Cobbs (UNT, 2005)  
**Asst. Coach/Offensive Line:** Jon Cooper (Oklahoma, 2009)  
**Asst. Coach/Defensive Line:** Demerick Gary (SMU, 2019)  
**Asst. Coach/Safeties:** Clay Jennings (UNT, 1997)  
**Asst. Coach/Linebackers:** Colby Kratch (Toledo, 2013)

# BROADCAST BIOS - OFFENSE



**0**

**BLAIR CONWRIGHT**

**JR • WR • 5-11 • 181**

**Lubbock, TX**

**TCU**

**CAREER GAME HIGHS**

Rec.: 6 (vs. Kansas State, 2020)  
 Rec. Yds: 74 (vs. Iowa State, 2020)  
 Rec. TDs: 1 (3, last at Iowa State, 2021)  
 Long Rec.: 47 (at Iowa State, 2021)  
 100 yd games: --

• Transfer from TCU, played 38 games with eight starts ... 15-yard catch vs. Georgia in CFP National Championship ... made UNT debut vs. Cal

**2023 SEASON GAME HIGHS**

Rec.: --  
 Rec. Yds: --  
 Rec. TDs: --  
 Long Rec.: --  
 100 yd games: --



**1**

**KAYLON HORTON**

**SR • WR • 5-9 • 173**

**Houston, TX**

**Tarleton State**

**CAREER GAME HIGHS**

Rushes: 3 (vs. LA Tech, 2022)  
 Rush. Yds: 97 (vs. LA Tech, 2022)  
 Rush. TDs: 1 (2x, last vs. LA Tech, 2022)  
 Rec.: 5 (2x, last vs. S. Utah, 2021)  
 Rec. Yds: 58 (2x, last vs. UTSA, 2022)  
 Rec. TDs: 1 (2x, last at WKU, 2022)

• Preseason All-Conference (1st-Phil Steele; 2nd-Athlon, PFF) ... one of nine FBS players with a Rush, Rec and KR TD in 2022 ... 1 rec., 11 yds. vs. Cal

**2023 SEASON GAME HIGHS**

Rushes: --  
 Rush. Yds: --  
 Rush. TDs: --  
 Rec.: 1 (vs. California)  
 Rec. Yds: 11 (vs. California)  
 Rec. TDs: --



**2**

**RODERIC BURNS**

**SR • WR • 5-9 • 190**

**Houston, TX**

**Lamar HS**

**CAREER GAME HIGHS**

Rec.: 12 (at SMU, 2021)  
 Rec. Yds: 141 (at SMU, 2021)  
 Rec. TDs: 1 (5x, last vs. TSU, 2022)  
 Long Rec.: 70 (vs. TSU, 2022)  
 100 yd games: 4 (last at UTSA, 2022)

• Preseason All-Conference (2nd-PFF, 4th-Athlon) ... Led team with 40 catches, 676 yards in 2022 ... 16th in UNT history for career receiving yds. and receptions

**2023 SEASON GAME HIGHS**

Rec.: 4 (vs. California)  
 Rec. Yds: 27 (vs. California)  
 Rec. TDs: --  
 Long Rec.: 13 (vs. California)  
 100 yd games: --



**3**

**STONE EARLE**

**JR • QB • 6-0 • 207**

**Keller, TX**

**ACU**


**CAREER GAME HIGHS**

Comp.: 19 (2x, last vs. UCA, 2021)  
 Att.: 31 (at Virginia, 2020)  
 Pass. Yds: 233 (vs. La. Christian, 2021)  
 Pass TDs: 6 (vs. La. Christian, 2021)  
 Rush Yds: 60 (vs. FIU, 2022)  
 Rush TD: 1 (3x, last vs. FIU, 2022)

• 9 career starts, made his first UNT start vs. Cal ... 12-of-19, 174 yd., 3 TD vs. Cal ... CAREER: 1608 passing yards, 18 pass TD, 242 rushing yards, 3 rush TD

**2023 SEASON GAME HIGHS**

Comp.: 12 (vs. California)  
 Att.: 19 (vs. California)  
 Pass. Yds: 174 (vs. California)  
 Pass TDs: 3 (vs. California)  
 Rush Yds: -8 (vs. California)  
 Rush TD: --



**4**

**CHANDLER ROGERS**

**JR • QB • 6-0 • 195**

**Mansfield, TX**

**ULM**


**CAREER GAME HIGHS**

Comp.: 28 (2x, last vs. Texas State, 2022)  
 Att.: 43 (at Texas State, 2021)  
 Pass. Yds: 371 (vs. S. Alabama, 2022)  
 Pass TDs: 4 (2x, last vs. USA, 2022)  
 Rush Yds: 72 (vs. Georgia State, 2021)  
 Rush TD: 2 (at Troy, 2022)

• Transfer from ULM ... CAREER: 3,714 passing yds., 24 TD, 11 INT with .657 comp. pct., 700 rushing yds., 6 TD ... 3-for-7, 10 yds., 1 INT as a backup in UNT debut vs. Cal

**2023 SEASON GAME HIGHS**

Comp.: 3  
 Att.: 7  
 Pass. Yds: 10 (vs. California)  
 Pass TDs: --  
 Rush Yds: -10 (vs. California)  
 Rush TD: --



**5**

**AYO ADEYI**

**JR • RB • 5-7 • 192**

**Mansfield, TX**

**Harding**

**CAREER GAME HIGHS**

Rushes: 17 (at UTEP, 2022)  
 Rush. Yds: 135 (vs. TSU, 2022)  
 Rush. TDs: 2 (at Rice, 2021)  
 Long Rush.: 92 (vs. LA Tech, 2022)  
 100 Yd Games: 2 (last vs. LA Tech, 2022)

• Preseason 3rd Team All-Conference (PFF) ... led UNT with 807 yds. on 112 carries in 2022 ... 7th in DI at 7.21 YPC ... 2 carries, 8 yds., 1 rec., 5 yds. vs. Cal

**2023 SEASON GAME HIGHS**

Rushes: 2 (vs. California)  
 Rush. Yds: 8 (vs. California)  
 Rush. TDs: --  
 Long Rush.: 5 (vs. California)  
 100 Yd Games: --



**6**

**IKAIKA RAGSDALE**

**JR • RB • 5-11 • 218**

**Las Vegas, NV**

**Bishop Gorman HS**

**CAREER GAME HIGHS**


Rushes: 21 (vs. Boise State, 2022)  
 Rush. Yds: 146 (vs. UTSA, 2021)  
 Rush. TDs: 2 (3x, last Boise State, 2022)  
 Long Rush.: 56 (at UTSA, 2022)  
 100 Yd Games: 6 (last vs. UTSA, 2022)


• Preseason All-Conference (2nd-Athlon, Phil Steele; 3rd-PFF) ... 8th in CUSA with 755 rush yds., 6th with 10 total TDs ... 3 carries for 3 yds. vs. Cal


**2023 SEASON GAME HIGHS**


Rushes: 3 (vs. California)  
 Rush. Yds: 3 (vs. California)  
 Rush. TDs: --  
 Long Rush.: 4 (vs. California)  
 100 Yd Games: --


# BROADCAST BIOS - OFFENSE


	<p><b>7</b> <u><b>TREY CLEVELAND</b></u>  <b>JR • WR • 6-1 • 193</b>  <b>Arlington, TX</b>  <b>Texas Tech</b></p>	<p><b>CAREER GAME HIGHS</b>                  Rec.: 9 (at Oklahoma State, 2022)                  Rec. Yds: 100 (at OSU, 2022)                  Rec. TDs: 1 (2x, last vs. FIU, 2021)                  Long Rec.: 58 (at Kansas State, 2022)                  100 yd games: 1 (at OSU, 2022)</p>	<p><b>2023 SEASON GAME HIGHS</b>                  Rec.: 1 (vs. California)                  Rec. Yds: 9 (vs. California)                  Rec. TDs: --                  Long Rec.: 9 (vs. California)                  100 yd games: --</p> <p>• Transfer from Texas Tech ... CAREER: 42 receptions, 575 yards and two touchdowns ... 9 rec., 100 yds. at OSU in 2022 ... 1 rec., 9 yds. in UNT debut vs. Cal</p>
--	---	---	---


	<p><b>8</b> <u><b>DAMON WARD JR.</b></u>  <b>JR • WR • 5-11 • 210</b>  <b>Beaumont, TX</b>  <b>West Brook HS</b></p>	<p><b>CAREER GAME HIGHS</b>                  Rec.: 6 (2x, last at UAB, 2022)                  Rec. Yds: 101 (at WKU, 2022)                  Rec. TDs: 1 (5x, last at UAB, 2022)                  Long Rec.: 77 (at Mizzou, 2021)                  100 yard games: 1 (at WKU, 2022)</p>	<p><b>2023 SEASON GAME HIGHS</b>                  Rec.: --                  Rec. Yds: --                  Rec. TDs: --                  Long Rec.: --                  100 yd games: --</p> <p>• Played in 26 games with 17 starts ... CAREER: 47 receptions, 689 yards and five touchdowns ... career-best four catches for 101 yards and a TD at WKU</p>
--	--	--	--

	<p><b>9</b> <u><b>JA'MORI MACLIN</b></u>  <b>SO • WR • 5-11 • 183</b>  <b>Kirkwood, MO</b>  <b>Missouri</b></p>	<p><b>CAREER GAME HIGHS</b>                  Rec.: 4 (vs. California, 2023)                  Rec. Yds: 122 (vs. California, 2023)                  Rec. TDs: 2 (vs. California, 2023)                  Long Rec.: 59 (vs. California, 2023)                  100 yd games: 1 (vs. California, 2023)</p>	<p><b>2023 SEASON GAME HIGHS</b>                  Rec.: 4 (vs. California)                  Rec. Yds: 122 (vs. California)                  Rec. TDs: 2 (vs. California)                  Long Rec.: 59 (vs. California)                  100 yd games: 1 (vs. California)</p> <p>• Preseason Second Team All-Conference (Phil Steele) ... set career highs with 4 receptions for 122 yds. and 2 TDs vs. Cal ... first career 100-yard receiving game</p>
--	---	---	---

	<p><b>15</b> <u><b>JORDAN SMART</b></u>  <b>JR • WR • 5-10 • 185</b>  <b>Round Rock, TX</b>  <b>UT Permian Basin</b></p>	<p><b>CAREER GAME HIGHS</b>                  Rec.: 8 (at Midwestern St., 2021)                  Rec. Yds: 156 (at Midwestern St., 2021)                  Rec. TDs: 2 (3x, last at MSU, 2021)                  Long Rec.: 69 (at Midwestern St., 2021)                  100 yd games: 2 (last at Okla. Baptist, 2021)</p>	<p><b>2023 SEASON GAME HIGHS</b>                  Rec.: 1 (vs. California)                  Rec. Yds: -3 (vs. California)                  Rec. TDs: --                  Long Rec.: --                  100 yd games: --</p> <p>• Played in 12 games with one start ... CAREER: 67 rec., 915 yds., 9 TDs ... led UNT with 94 yds. in 2022 Frisco Bowl vs. Boise State ... 1 rec., -3 yds. vs. Cal</p>
---	--	--	---


	<p><b>23</b> <u><b>ISAIAH JOHNSON</b></u>  <b>JR • RB • 5-10 • 210</b>  <b>Lubbock, TX</b>  <b>Cooper HS</b></p>	<p><b>CAREER GAME HIGHS</b>                  Rushes: 17 (at Southern Miss, 2021)                  Rush. Yds: 119 (at Southern Miss, 2021)                  Rush. TDs: 1 (9x, last at UTSA, 2022)                  Long Rush.: 28 (vs. LA Tech, 2022)                  100 Yd Games: 1 (at So Miss, 2021)                  Rec. TDs: 1 (3x, last at UTSA, 2022)</p>	<p><b>2023 SEASON GAME HIGHS</b>                  Rushes: 6 (vs. California)                  Rush. Yds: 34 (vs. California)                  Rush. TDs: --                  Long Rush.: 8 (vs. California)                  100 Yd Games: --                  Rec. TDs: --</p> <p>• Played in 27 games with two starts ... CAREER: 159 carries, 707 rushing yds., 9 TDs, 17 rec., 142 yds., 3 TDs ... led UNT with 34 rushing yds. on 6 carries vs. Cal</p>
--	--	--	--


	<p><b>27</b> <u><b>OSCAR ADAWAY</b></u>  <b>JR • RB • 5-10 • 219</b>  <b>N. Little Rock, AR</b>  <b>N. Little Rock HS</b></p>	<p><b>CAREER GAME HIGHS</b>                  Rushes: 26 (vs. App State, 2020)                  Rush. Yds: 118 (vs. HBU, 2020)                  Rush. TDs: 2 (2x, last vs. TSU, 2022)                  Long Rush.: 47 (vs. HBU, 2020)                  100 Yd Games: 5 (last vs. LA Tech, 2022)</p>	<p><b>2023 SEASON GAME HIGHS</b>                  Rushes: 7 (vs. California)                  Rush. Yds: 16 (vs. California)                  Rush. TDs: --                  Long Rush.: --                  100 Yd Games: --</p> <p>• CSC Comeback Player of the Year Watch List after missing 2021 due to ACL injury ... CAREER: 228 carries, 1,213 yds., 8 TDs ... 7 carries for 16 yds. vs. Cal</p>
--	---	--	---


	<p><b>88</b> <u><b>XZAVIOR KAUTAI</b></u>  <b>SO • TE • 6-0 • 235</b>  <b>Eules, TX</b>  <b>Trinity HS</b></p>	<p><b>CAREER GAME HIGHS</b>                  Rec.: 1 (vs. California, 2023)                  Rec. Yds: 12 (vs. California, 2023)                  Rec. TDs: 1 (vs. California, 2023)                  Long Rec.: 12 (vs. California, 2023)                  100 yd games: --</p>	<p><b>2023 SEASON GAME HIGHS</b>                  Rec.: 1 (vs. California)                  Rec. Yds: 12 (vs. California)                  Rec. TDs: 1 (vs. California)                  Long Rec.: 12 (vs. California)                  100 yd games: --</p> <p>• Played in 13 games, primarily on special teams ... caught his first career TD on his first career rec. in his first career start vs. Cal ... finished with 12 rec. yds.</p>
--	--	--	--


# BROADCAST BIOS - DEFENSE

	<b>0</b>	<b><u>PHIL HILL</u></b>	<b>CAREER GAME HIGHS</b>	<b>2023 SEASON GAME HIGHS</b>
		JR • DB • 6-0 • 198 Spring, TX UNLV	Tackles: 9 (vs. Eastern Washington, 2021) TFLS: 1 (vs. Eastern Washington, 2021) INT: 1 (3x, last at Nevada, 2021) Sacks: 1 (vs. Eastern Washington, 2021) PBU: 1 (2x, last vs. California, 2023) • Transfer from UNLV ... CAREER: 53 tackles, 3 INT ... prepped for UNT associate HC Drew Svoboda at Klein Collins HS ... 5 tackles, 0.5 TFL in first career start vs. Cal	Tackles: 5 (vs. California) TFLS: 0.5 (vs. California) INT: -- Sacks: -- PBU: 1 (vs. California)

	<b>1</b>	<b><u>LOGAN WILSON</u></b>	<b>CAREER GAME HIGHS</b>	<b>2023 SEASON GAME HIGHS</b>
		JR • DB • 5-10 • 170 Dallas, TX ULM	Tackles: 9 (vs. UTSA, 2022) TFLS: -- INT: 1 (2x, last vs. FIU, 2022) FR: 1 (2x, last vs. California, 2023) PBU: 2 (2x, last at WKU, 2022) • 2022 4th Team All-Conference (Phil Steele) ... Honorable mention All-CUSA ... CAREER: 56 tackles, 1 FF, 2 FR, 2 INT, 5 PBU ... collected 6 tackles, 1 FR vs. Cal	Tackles: 6 (vs. California) TFLS: -- INT: -- FR: 1 (vs. California) PBU: --

	<b>5</b>	<b><u>RIDGE TEXADA</u></b>	<b>CAREER GAME HIGHS</b>	<b>2023 SEASON GAME HIGHS</b>
		JR • DB • 5-8 • 181 Frisco, TX McNeese	Tackles: 7 (at Rice, 2021) TFLS: 1.0 (4x, last vs. California, 2023) INT: 2 (vs. FAU, 2022) Sacks: -- PBU: 4 (vs. FAU, 2022) • Shrine Bowl 1000 ... The American Best Cover Corner (Lindy's) ... CAREER: 76 tackles, 5.0 TFL, 3 INT, 18 PBU ... 4 tackles, 1.0 TFL, 1 PBU vs. Cal	Tackles: 4 (vs. California) TFLS: 1.0 (vs. California) INT: -- Sacks: -- PBU: 1 (vs. California)


	<b>7</b>	<b><u>NICK NAKWAASAH</u></b>	<b>CAREER GAME HIGHS</b>	<b>2023 SEASON GAME HIGHS</b>
		JR • DB • 5-11 • 199 Dallas, TX Central Arkansas	Tackles: 7 (2x, last at Missouri St., 2020) TFLS: 1.0 (2x, last at Lamar, 2021) INT: 1 (2x, last at ACU, 2021) FR: 1 (at UAB, 2020) PBU: 1 (4x, last at Jacksonville St., 2021) • Missed 2022 due to injury ... 45 tackles over three seasons at Central Arkansas ... intercepted future UNT teammate Stone Earle in 2021 at ACU ... first career start vs. Cal	Tackles: 1 (vs. California) TFLS: -- INT: -- Sacks: -- PBU: --


	<b>8</b>	<b><u>JOHN DAVIS</u></b>	<b>CAREER GAME HIGHS</b>	<b>2023 SEASON GAME HIGHS</b>
		SR • DB • 6-0 • 187 Eules, TX Texas Tech	Tackles: 7 (at UTSA, 2020) TFLS: 0.5 (vs. App State, 2020) INT: 1 (2x, last vs. California, 2023) Sacks: -- PBU: 2 (at UTSA, 2020) • Suffered season-ending knee injury in first game of 2022 season at UTEP ... CAREER: 54 tackles, 2 INT, 11 PBU ... recorded 4 tackles, 1 INT, 1 PBU vs. Cal	Tackles: 4 (vs. California) TFLS: -- INT: 1 (vs. California) Sacks: -- PBU: 1 (vs. California)


	<b>10</b>	<b><u>RODERICK BROWN</u></b>	<b>CAREER GAME HIGHS</b>	<b>2023 SEASON GAME HIGHS</b>
		JR • DL • 5-11 • 303 Forney, TX North Forney HS	Tackles: 8 (at UTSA, 2022) TFLS: 2.5 (vs. LA Tech, 2022) Sacks: 2.5 (vs. LA Tech, 2022) FF: 1 (2x, last at So Miss, 2021) QBH: 2 (vs. California, 2023) • Preseason All-Conference (1st-PFF; 3rd-Athlon, Phil Steele) ... started all 14 games in 2022 ... recorded a blocked PAT vs. Cal, first by UNT since 2019	Tackles: 2 (vs. California) TFLS: -- Sacks: -- FF: -- QBH: 2 (vs. California)

	<b>11</b>	<b><u>PATRICK SMITH</u></b>	<b>CAREER GAME HIGHS</b>	<b>2023 SEASON GAME HIGHS</b>
		R-FR • DB • 5-9 • 184 Sugar Land, TX Clements HS	Tackles: 7 (vs. California, 2023) TFLS: -- INT: -- FR: -- PBU: -- • Preserved redshirt after he saw action in four games of 2022 ... made his UNT debut against FAU last season ... registered seven tackles versus Cal	Tackles: 7 (vs. California) TFLS: -- INT: -- Sacks: -- PBU: --


# BROADCAST BIOS - DEFENSE

	<b>19</b>	<b><u>JORDAN BROWN</u></b>	<b>CAREER GAME HIGHS</b>	<b>2023 SEASON GAME HIGHS</b>
		JR • LB • 6-1 • 228 Huntsville, TX Huntsville HS	Tackles: 9 (vs. TSU, 2022) TFLS: 2.0 (at Memphis, 2022) FF: 1 (vs. Northwestern State, 2021) Sacks: 1.0 (2x, last at Memphis, 2022) QBH: 1 (3x, last vs. California, 2023) • Played in 36 career games with 85 tackles ... career high 9 tackles with a TFL vs. Texas Southern in 2022 ... recorded 7 tackles, 1 QBH vs. Cal	Tackles: 7 (vs. California) TFLS: -- FF: -- Sacks: -- QBH: 1 (vs. California)


	<b>21</b>	<b><u>KEVIN WOOD</u></b>	<b>CAREER GAME HIGHS</b>	<b>2023 SEASON GAME HIGHS</b>
		SR • LB • 5-10 • 213 Converse, TX Judson HS	Tackles: 13 (vs. SMU, 2020) TFLS: 1.5 (vs. Houston Christian, 2020) INT: 1 (4x, last vs. FIU, 2022) Sacks: 1.0 (vs. Rice, 2022) QBH: 1 (6x, last at WKU, 2022) • 2022 2nd Team All-Conference (Phil Steele) ... played in 43 games with 17 starts ... CAREER: 176 tackles, 9.5 TFL, 2.0 sacks, 4 INT ... totaled 4 tackles vs. Cal	Tackles: 4 (vs. California) TFLS: -- PBU: -- Sacks: -- QBH: --

	<b>32</b>	<b><u>ETHAN WESLOSKI</u></b>	<b>CAREER GAME HIGHS</b>	<b>2023 SEASON GAME HIGHS</b>
		R-FR • LB • 6-1 • 229 McKinney, TX Boyd HS	Tackles: 7 (vs. California, 2023) TFLS: 2.0 (vs. California, 2023) INT: -- Sacks: -- QBH: 1 (vs. California, 2023) • Collected 7 tackles, 2.0 TFL in first career start vs. Cal ... played two games in 2022 ... made his UNT debut against FIU last season	Tackles: 7 (vs. California) TFLS: 2.0 (vs. California) INT: -- Sacks: -- QBH: 1 (vs. California)

	<b>36</b>	<b><u>JAYLEN SMITH</u></b>	<b>CAREER GAME HIGHS</b>	<b>2023 SEASON GAME HIGHS</b>
		JR • LB • 5-11 • 214 Hamilton, Ontario St. Thomas More School	Tackles: 9 (vs. California, 2023) TFLS: 1.5 (vs. California, 2023) FF: 1 (vs. California, 2023) Sacks: -- QBH: 1 (vs. California, 2023) • Played 28 games at UNT, primarily on special teams ... CAREER: 38 tackles, 3.5 TFL, 1 FF ... led UNT with 9 tackles, 1.5 TFL, 1 FF, 1 QBH in first career start vs. Cal	Tackles: 9 (vs. California) TFLS: 1.5 (vs. California) FF: 1 (vs. California) Sacks: -- QBH: 1 (vs. California)

	<b>44</b>	<b><u>MAZIN RICHARDS</u></b>	<b>CAREER GAME HIGHS</b>	<b>2023 SEASON GAME HIGHS</b>
		SR • DL • 6-1 • 240 Burleson, TX Eastern New Mexico	Tackles: 11 (at UTSA, 2022) TFLS: 4.0 (vs. Lincoln [CA], 2021) INT: 1 (vs. TAMU-Kingsville, 2019) Sacks: 4.0 (vs. Lincoln [CA], 2021) QBH: 3 (vs. Southern Arkansas, 2019) • Shrine Bowl 1000 ... 2nd Team All-Texas (Dave Campbell's) ... CAREER: 142 tackles, 39.5 TFL, 28.5 sacks, 1 INT, 3 PBU, 3 FF ... 2 tackles vs. Cal	Tackles: 2 (vs. California) TFLS: -- INT: -- Sacks: -- QBH: --

	<b>51</b>	<b><u>FATAFEHI VAILEA</u></b>	<b>CAREER GAME HIGHS</b>	<b>2023 SEASON GAME HIGHS</b>
		SO • DL • 6-1 • 282 Oakland, CA Desert Pines (NV) HS	Tackles: 6 (2x, last at UAB, 2022) TFLS: 1.0 (at UTEP, 2022) Sacks: 0.5 (vs. FAU, 2022) FF: 1 (at UTEP, 2022) QBH: 1 (at UTEP, 2022) • Played in 15 games with 12 starts ... 2022 CUSA All-Freshman Team ... CAREER: 47 tackles, 1.5 TFL, 0.5 sacks, 1 FF ... 3 tackles, 1 solo vs. Cal	Tackles: 3 (vs. California) TFLS: -- INT: -- Sacks: -- FF: --

	<b>96</b>	<b><u>VIC ALOBWE</u></b>	<b>CAREER GAME HIGHS</b>	<b>2023 SEASON GAME HIGHS</b>
		JR • DL • 6-5 • 266 Stone Mountain, GA UMass	Tackles: 7 (at Georgia Southern, 2020) TFLS: 1.5 (at New Mexico State, 2021) FR: -- Sacks: 0.5 (at Liberty, 2021) PBU: 1 (vs. Stony Brook, 2022) • Transfer from UMass ... CAREER: 53 tackles, 3.0 TFL, 1.0 sack ... career-high 7 tackles in college debut vs. Georgia Southern in 2020 ... recorded 1 tackle vs. Cal	Tackles: 1 (vs. California) TFLS: -- FR: -- Sacks: -- PBU: --

# BROADCAST BIOS - SPECIALISTS



**1**

**KAYLON HORTON**

**SR • KR • 5-9 • 173**

**Houston, TX**

**Tarleton State**

**CAREER GAME HIGHS**

Kick Ret. Yds: 149 (vs. Utah Tech, 2021)  
 Kick Ret.: 4 (6x, last vs. Boise St., 2022)  
 Long Kick Ret.: 99 (at UNLV, 2022)  
 Punt Ret. Yds.: 85 (vs. N.E. St., 2021)  
 Punt Ret.: 4 (2x, last vs. Ft. Lewis, 2021)  
 Long Punt Ret.: 59 (vs. N.E. St., 2021)

**2023 SEASON GAME HIGHS**

Kick Ret. Yds: 74 (vs. California)  
 Kick Ret.: 3 (vs. California)  
 Long Kick Ret.: 31 (vs. California)  
 Punt Ret. Yds.: --  
 Punt Ret.: --  
 Long Punt Ret.: --

• The American Special Teams Demon (Lindy's) ... moved into 7th in UNT history for career KR yds. vs. Cal ... CAREER: 30 kick return att., 773 yds. (25.8 avg.), 1 TD



**2**

**RODERIC BURNS**

**SR • PR • 5-9 • 190**

**Houston, TX**

**Lamar HS**

**CAREER GAME HIGHS**

Kick Ret. Yds: 19 (vs. Miami (OH), 2021)  
 Kick Ret.: 1 (vs. Miami (OH), 2021)  
 Long Kick Ret.: 19 (vs. Miami (OH), 2021)  
 Punt Ret. Yds.: 26 (vs. TX Southern, 2022)  
 Punt Ret.: 3 (vs. Texas Southern, 2022)  
 Long Punt Ret.: 20 (vs. Liberty, 2021)

**2023 SEASON GAME HIGHS**

Kick Ret. Yds: --  
 Kick Ret.: --  
 Long Kick Ret.: --  
 Punt Ret. Yds.: --  
 Punt Ret.: 1 (vs. California)  
 Long Punt Ret.: --

• Preseason All-Conference (2nd-PFF, 4th-Athlon) ... CAREER: 22 punt return att., 115 yds. (5.2 avg.), 1 kick return att., 19 yds.



**29**

**ADAM JACKLIN**

**FR • P • 5-11 • 195**

**Melbourne, Australia**

**Whitefriars College**

**CAREER GAME HIGHS**

Punts: 5 (vs. California, 2023)  
 Long Punt: 43 (vs. California, 2023)  
 Inside 20: --  
 50+ yards: --

**2023 SEASON GAME HIGHS**

Punts: 5 (vs. California)  
 Long Punt: 43 (vs. California)  
 Inside 20: --  
 50+ yards: --

• Graduated HS in 2019 ... trained with The Punt Factory in Australia ... rated 4.5 stars by ProKicker ... grew up playing Aussie Rules Football ... made UNT debut vs. Cal



**41**

**SAWYER EVANS**

**JR • P • 6-3 • 203**

**Arlington, TX**

**Texas Southern**

**CAREER GAME HIGHS**

Punts: 8 (at Jackson State, 2021)  
 Long Punt: 63 (at Rice, 2021)  
 Inside 20: 3 (vs. Southern, 2021)  
 50+ yards: 1 (4x, last vs. Southern, 2021)

**2023 SEASON GAME HIGHS**

Punts: 2 (vs. California)  
 Long Punt: 48 (vs. California)  
 Inside 20: --  
 50+ yards: --

• Did not play in 2022 after three seasons at Texas Southern ... CAREER: 56 att., 2,175 yds. (38.8 avg.), 16 kicks inside the 20 ... made UNT debut vs. Cal



**99**

**NOAH RAUSCHENBERG**

**SR • K • 6-0 • 198**

**Tulsa, OK**

**Baylor**

**CAREER GAME HIGHS**

FG's Made: --  
 FG's Att.: 1 (2x, last at WVU, 2020)  
 Long FG: --  
 PAT Made: 3 (vs. California, 2023)  
 PAT Att.: 3 (vs. California, 2023)

**2023 SEASON GAME HIGHS**

FG's Made: --  
 FG's Att.: --  
 Long FG: --  
 PAT Made: 3 (vs. California)  
 PAT Att.: 3 (vs. California)

• Transfer from Baylor ... 185 touchbacks in 250 career attempts ... No. 1 rated kickoff specialist in 2022 (PFF) ... 3-for-3 in PAT attempts in UNT debut vs. Cal

# NORTH TEXAS FOOTBALL 2023

OVERALL: 0-1 (HOME 0-1, ROAD 0-0, NEUTRAL 0-0) | AAC: 0-0 (HOME 0-0, ROAD 0-0, NEUTRAL 0-0)



## 2023-24 North Texas Football Combined Team Statistics All games

Page 1/3  
as of Sep 04, 2023

### Team Results

Date	Opponent		Score	Att.
09/02/2023	California	L	21-58	21350

### Rushing

Player	gp	att	gain	loss	net	avg	td	lg	avg/g
Isaiah Johnson	1	6	34	0	34	5.7	0	8	34.0
Oscar Adaway III	1	7	16	0	16	2.3	0	3	16.0
Ayo Adeyi	1	2	8	0	8	4.0	0	5	8.0
Ikaika Ragsdale	1	3	5	2	3	1.0	0	4	3.0
Stone Earle	1	7	12	20	-8	-1.1	0	7	-8.0
Chandler Rogers	1	1	0	10	-10	-10.0	0	0	-10.0
Team	1	1	0	2	-2	-2.0	0	0	-2.0
<b>Total</b>	<b>1</b>	<b>27</b>	<b>75</b>	<b>34</b>	<b>41</b>	<b>1.5</b>	<b>0</b>	<b>8</b>	<b>41.0</b>
<b>Opponents</b>	<b>1</b>	<b>56</b>	<b>379</b>	<b>22</b>	<b>357</b>	<b>6.4</b>	<b>6</b>	<b>66</b>	<b>357.0</b>

### Passing

Player	gp	effic	comp-att-int	pct	yds	td	lg	avg/g
Stone Earle	1	171.1	12-19-2	63.2	174	3	59	174.0
Chandler Rogers	1	26.3	3-7-1	42.9	10	0	9	10.0
<b>Total</b>	<b>1</b>	<b>132.1</b>	<b>15-26-3</b>	<b>57.7</b>	<b>184</b>	<b>3</b>	<b>59</b>	<b>184.0</b>
<b>Opponents</b>	<b>1</b>	<b>148.2</b>	<b>27-39-1</b>	<b>69.2</b>	<b>312</b>	<b>2</b>	<b>34</b>	<b>312.0</b>

### Receiving

Player	gp	no.	yds	avg	td	lg	avg/g
Roderic Burns	1	4	27	6.8	0	13	27.0
Ja'Mori Maclin	1	4	122	30.5	2	59	122.0
Trey Cleveland	1	1	9	9.0	0	9	9.0
Kaylon Horton	1	1	11	11.0	0	11	11.0
Oscar Adaway III	1	1	4	4.0	0	4	4.0
Isaiah Johnson	1	1	-3	-3.0	0	0	-3.0
Jordan Smart	1	1	-3	-3.0	0	0	-3.0
Ayo Adeyi	1	1	5	5.0	0	5	5.0
Xzavior Kautai	1	1	12	12.0	1	12	12.0
<b>Total</b>	<b>1</b>	<b>15</b>	<b>184</b>	<b>12.3</b>	<b>3</b>	<b>59</b>	<b>184.0</b>
<b>Opponents</b>	<b>1</b>	<b>27</b>	<b>312</b>	<b>11.6</b>	<b>2</b>	<b>34</b>	<b>312.0</b>

### Game Records

Record	Overall	Home	Away	Neutral
ALL GAMES	0-1	0-1	0-0	0-0
CONFERENCE	0-0	0-0	0-0	0-0
NON-CONFERENCE	0-1	0-1	0-0	0-0

### Team Statistics

	UNT	OPP
<b>First Downs</b>	<b>9</b>	<b>30</b>
Rushing	4	14
Passing	5	16
Penalty	0	0
<b>Rushing Yardage</b>	<b>41</b>	<b>357</b>
Rushing attempts	27	56
Average per rush	1.5	6.4
Average per game	41.0	357.0
TDs Rushing	0	6
<b>Passing Yardage</b>	<b>184</b>	<b>312</b>
Comp-Att-Int	15-26-3	27-39-1
Average per pass	7.1	8.0
Average per catch	12.3	11.6
Average per game	184.0	312.0
TDs Passing	3	2
<b>Total offense</b>	<b>225</b>	<b>669</b>
Average per play	4.2	7.0
Average per game	225.0	669.0
<b>Kick returns: #-Yards</b>	<b>4-74</b>	<b>0-0</b>
<b>Punt returns: #-Yards</b>	<b>1-0</b>	<b>1-0</b>
<b>Int returns: #-Yards</b>	<b>1-37</b>	<b>3-45</b>
<b>Fumbles-Lost</b>	<b>2-0</b>	<b>2-1</b>
<b>Penalties-Yards</b>	<b>2-20</b>	<b>8-60</b>
<b>Punts-Avg</b>	<b>7-38.9</b>	<b>2-40.0</b>
<b>Time of possession / game</b>	<b>20:53</b>	<b>39:07</b>
<b>3rd-down conversion</b>	<b>2/11</b>	<b>9/18</b>
<b>4rd-down conversion</b>	<b>0/1</b>	<b>3/3</b>
<b>PAT-attempts</b>	<b>(3-3) 100%</b>	<b>(5-6) 83%</b>
<b>2-point conversion-attempts</b>	<b>(0-0) 0%</b>	<b>(1-2) 50%</b>

### Interceptions

Player	no.	yds	avg	td	lg
John Davis	1	37	37.0	0	37
<b>Total</b>	<b>1</b>	<b>37</b>	<b>37.0</b>	<b>0</b>	<b>37</b>
<b>Opponents</b>	<b>3</b>	<b>45</b>	<b>15.0</b>	<b>0</b>	<b>36</b>

# NORTH TEXAS FOOTBALL 2023

OVERALL: 0-1 (HOME 0-1, ROAD 0-0, NEUTRAL 0-0) | AAC: 0-0 (HOME 0-0, ROAD 0-0, NEUTRAL 0-0)



## 2023-24 North Texas Football Combined Team Statistics All games

Page 2/3  
as of Sep 04, 2023

### Field Goals

Player	fg	pct.	01-19	20-29	30-39	40-49	50-99	lg	blk
<b>Opponents</b>	<b>1-3</b>	<b>33.3</b>	<b>0-0</b>	<b>0-0</b>	<b>1-2</b>	<b>0-1</b>	<b>0-0</b>	<b>31</b>	<b>0</b>

### Scoring

Player	td	fg	PAT					dxp	saf	pts
			kick	rush	rcv	pass				
Ja'Mori Maclin	2	-	-	-	-	-	-	-	-	12
Xzavior Kautai	1	-	-	-	-	-	-	-	-	6
Noah Rauschenberg	-	-	3-3	-	-	-	-	-	-	3
<b>Total</b>	<b>3</b>	<b>0-0</b>	<b>3-3</b>	<b>0</b>	<b>0</b>	<b>0</b>	<b>0</b>	<b>0</b>	<b>0</b>	<b>21</b>
<b>Opponents</b>	<b>8</b>	<b>1-3</b>	<b>5-6</b>	<b>0</b>	<b>1</b>	<b>1</b>	<b>0</b>	<b>0</b>	<b>0</b>	<b>58</b>

### Score by Periods

Team	1st	2nd	3rd	4th	OT	TOT
North Texas	7	14	0	0	0	21
Opponents	14	19	15	10	0	58

### Punting

Player	no.	yds	avg	lg	tb	fc	i20	50+	blk
Adam Jacklin	5	199	39.8	43	0	1	0	0	0
Sawyer Evans	2	73	36.5	48	0	0	0	0	0
<b>Total</b>	<b>7</b>	<b>272</b>	<b>38.9</b>	<b>48</b>	<b>0</b>	<b>1</b>	<b>0</b>	<b>0</b>	<b>0</b>
<b>Opponents</b>	<b>2</b>	<b>80</b>	<b>40.0</b>	<b>44</b>	<b>0</b>	<b>0</b>	<b>1</b>	<b>0</b>	<b>0</b>

### Punt Returns

Player	no.	yds	avg	td	lg
Roderic Burns	1	0	0.0	0	0
<b>Total</b>	<b>1</b>	<b>0</b>	<b>0.0</b>	<b>0</b>	<b>0</b>
<b>Opponents</b>	<b>1</b>	<b>0</b>	<b>0.0</b>	<b>0</b>	<b>0</b>

### Kick Returns

Player	no.	yds	avg	td	lg
Kaylon Horton	3	74	24.7	0	31
Xzavior Kautai	1	0	0.0	0	0
<b>Total</b>	<b>4</b>	<b>74</b>	<b>18.5</b>	<b>0</b>	<b>31</b>
<b>Opponents</b>	<b>0</b>	<b>0</b>	<b>0.0</b>	<b>0</b>	<b>0</b>

### All Purpose

Player	g	rush	rcv	pr	kr	ir	total	avg/g
Ja'Mori Maclin	1	0	122	0	0	0	122	122.0
Kaylon Horton	1	0	11	0	74	0	85	85.0
John Davis	1	0	0	0	0	37	37	37.0
Isaiah Johnson	1	34	-3	0	0	0	31	31.0
Roderic Burns	1	0	27	0	0	0	27	27.0
Oscar Adaway III	1	16	4	0	0	0	20	20.0
Ayo Adeyi	1	8	5	0	0	0	13	13.0
Xzavior Kautai	1	0	12	0	0	0	12	12.0
Trey Cleveland	1	0	9	0	0	0	9	9.0
Ikaika Ragsdale	1	3	0	0	0	0	3	3.0
Jordan Smart	1	0	-3	0	0	0	-3	-3.0
Stone Earle	1	-8	0	0	0	0	-8	-8.0
Chandler Rogers	1	-10	0	0	0	0	-10	-10.0
<b>Total</b>	<b>1</b>	<b>41</b>	<b>184</b>	<b>0</b>	<b>74</b>	<b>37</b>	<b>336</b>	<b>336.0</b>
<b>Opponents</b>	<b>1</b>	<b>357</b>	<b>312</b>	<b>0</b>	<b>0</b>	<b>45</b>	<b>714</b>	<b>714.0</b>

### Total Offense

Player	g	plays	rush	pass	total	avg/g
Stone Earle	1	26	-8	174	166	166.0
Isaiah Johnson	1	6	34	0	34	34.0
Oscar Adaway III	1	7	16	0	16	16.0
Ayo Adeyi	1	2	8	0	8	8.0
Ikaika Ragsdale	1	3	3	0	3	3.0
<b>Total</b>	<b>1</b>	<b>53</b>	<b>41</b>	<b>184</b>	<b>225</b>	<b>225.0</b>
<b>Opponents</b>	<b>1</b>	<b>95</b>	<b>357</b>	<b>312</b>	<b>669</b>	<b>669.0</b>

# NORTH TEXAS FOOTBALL 2023

OVERALL: 0-1 (HOME 0-1, ROAD 0-0, NEUTRAL 0-0) | AAC: 0-0 (HOME 0-0, ROAD 0-0, NEUTRAL 0-0)



## 2023-24 North Texas Football Overall Defense Statistics All games

Page 1/1  
as of Sep 04, 2023

### Team Defense

##	Player	gp	Tackles				tfl/yds	Sacks	Pass defense			Fumbles		blkd	
			ua	a	tot	no-yds		int-yds	brup	qbh	fr-yds	ff	kick	saf	
36	Jaylen Smith	1	6	3	9	1.5-13	.	.	.	1	.	1	.	.	
19	Jordan Brown	1	6	1	7	.	.	.	.	1	.	.	.	.	
11	Patrick Smith	1	4	3	7	.	.	.	.	.	.	.	.	.	
27	Harold West	1	5	2	7	.	.	.	.	.	.	.	.	.	
32	Ethan Wesloski	1	4	3	7	2-5	.	.	.	1	.	.	.	.	
1	Logan Wilson	1	3	3	6	.	.	.	.	.	1-0	.	.	.	
0	Phil Hill	1	4	1	5	0.5-0	.	.	1	.	.	.	.	.	
8	John Davis	1	2	2	4	.	.	1-37	1	.	.	.	.	.	
21	Kevin Wood	1	3	1	4	.	.	.	.	.	.	.	.	.	
5	Ridge Texada	1	3	1	4	1-1	.	.	1	.	.	.	.	.	
16	Evan Jackson	1	3	1	4	.	.	.	.	.	.	.	.	.	
23	Bryce Linder	1	2	1	3	1-1	.	.	.	.	.	.	.	.	
51	Fatafehi Vailea	1	1	2	3	.	.	.	.	.	.	.	.	.	
6	Loranzo Thompson	1	2	1	3	.	.	.	.	.	.	.	.	.	
15	Carson Kropp	1	2	.	2	.	.	.	.	.	.	.	.	.	
10	Roderick Brown	1	1	1	2	.	.	.	.	2	.	.	1	.	
44	Mazin Richards	1	2	.	2	.	.	.	.	.	.	.	.	.	
96	Vic Alobwede	1	.	1	1	.	.	.	.	.	.	.	.	.	
18	Tarik Luckett	1	1	.	1	.	.	.	1	.	.	.	.	.	
46	Grady Brewer	1	.	1	1	.	.	.	.	.	.	.	.	.	
9	Enoch Jackson	1	.	1	1	.	.	.	.	.	.	.	.	.	
7	Nick Nakwaasah	1	.	1	1	.	.	.	.	.	.	.	.	.	
0	Blair Conwright	1	1	.	1	.	.	.	.	.	.	.	.	.	
45	Kadren Johnson	1	.	.	.	.	.	.	.	1	.	.	.	.	
<b>Totals</b>		<b>1</b>	<b>55</b>	<b>30</b>	<b>85</b>	<b>6-20</b>	<b>0-0</b>	<b>1-37</b>	<b>4</b>	<b>6</b>	<b>1-0</b>	<b>1</b>	<b>1</b>	<b>0</b>	
Opponents		1	28	18	46	6-28	2-16	3-45	2	3	0-0	1	0	0	

# NORTH TEXAS FOOTBALL 2023

OVERALL: 0-1 (HOME 0-1, ROAD 0-0, NEUTRAL 0-0) | AAC: 0-0 (HOME 0-0, ROAD 0-0, NEUTRAL 0-0)

## 20-YARD PLUS PLAYS

Yds	Type	Player(s)	Opponent
59*	Pass	Maclin, Ja'Mori from Earle, Stone	California
58	Pass	Maclin, Ja'Mori from Earle, Stone	California
37	FR	Davis, John	California
31	KR	Horton, Kaylon	California
25	KR	Horton, Kaylon	California

\* touchdown scored on play

## LONG PLAYS BY THE NUMBERS

Long Plays By Yards	No.	TD
100+	0	0
90-99	0	0
80-89	0	0
70-79	0	0
60-69	0	0
50-59	2	1
40-49	0	0
30-39	2	0
20-29	1	0

## Long Plays By Type

Long Plays By Type	No.	TD
Rushing	0	0
Passing	2	1
Punt returns	0	0
Kick returns	2	0
Interceptions	0	0
Fumble returns	1	0
Other	0	0
TOTAL	5	1

## 20-YARD PLUS BY PLAYER

Player	No.	TD	R	P	KR	PR	IR	FR
Maclin, Ja'Mori	2	1	0	2	0	0	0	0
Horton, Kaylon	2	0	0	0	2	0	0	0
Davis, John	1	0	0	0	0	0	0	1
TOTAL	5	1	0	2	2	0	0	1

## LONGEST PLAYS OF THE YEAR

### Rushing

8 Johnson, Isaiah vs California (9/2/2023)

### Rushing Touchdown

None

### Passing

59 Maclin, Ja'Mori from Earle, Stone vs California (9/2/2023)

### Passing Touchdown

59 Maclin, Ja'Mori from Earle, Stone vs California (9/2/2023)

### Punt Return

0 Burns, Roderic vs California (9/2/2023)

### Kick Return

31 Horton, Kaylon vs California (9/2/2023)

### Interception Return

None

### Fumble Return

37 Davis, John vs California (9/2/2023)

### Punt

48 Evans, Sawyer vs California (9/2/2023)

### Field Goal

None



2023-24 North Texas Football  
Team Game-by-Game  
All games

Date	Opponent	Rushing				Receiving				Passing				Kick Returns				Punt Returns				tot off		
		no.	yds	td	lg	no.	yds	td	lg	cmp	att	int	yds	td	lg	no.	yds	td	lg	no.	yds		td	lg
09/02/2023	California	27	41	0	8	15	184	3	59	15	26	3	184	3	59	4	74	0	31	1	0	0	0	225
<b>North Texas</b>		<b>27</b>	<b>41</b>	<b>0</b>	<b>8</b>	<b>15</b>	<b>184</b>	<b>3</b>	<b>59</b>	<b>15</b>	<b>26</b>	<b>3</b>	<b>184</b>	<b>3</b>	<b>59</b>	<b>4</b>	<b>74</b>	<b>0</b>	<b>31</b>	<b>1</b>	<b>0</b>	<b>0</b>	<b>0</b>	<b>225</b>
<b>Opponents</b>		<b>56</b>	<b>357</b>	<b>6</b>	<b>66</b>	<b>27</b>	<b>312</b>	<b>2</b>	<b>34</b>	<b>27</b>	<b>39</b>	<b>1</b>	<b>312</b>	<b>2</b>	<b>34</b>	<b>0</b>	<b>0</b>	<b>0</b>	<b>0</b>	<b>1</b>	<b>0</b>	<b>0</b>	<b>0</b>	<b>669</b>

North Texas Averages

Games	Avg/ rush	Avg/ catch	Pass effic	KR avg	PR avg	All purpose avg/game	Total offense avg/game
1	1.5	12.3	132.1	18.5	0.0	336.0	225.0

Date	Opponent	Tackles				Sacks	Fumble	Pass Defense			blkd	PAT attempts			off			
		ua	a	total	tfl-yds	no-yds	ff	fr-yds	int-yds	qbh	brup	kick	kick	rush	rcv	saf	t/o pts	
09/02/2023	California	55	30	85	6.0-20	0-0	1	1-0	1-37	6	4	1	3-3	0	0	0	7	21
<b>North Texas</b>		<b>55</b>	<b>30</b>	<b>85</b>	<b>6.0-20</b>	<b>0-0</b>	<b>1</b>	<b>1-0</b>	<b>1-37</b>	<b>6</b>	<b>4</b>	<b>1</b>	<b>3-3</b>	<b>0</b>	<b>0</b>	<b>0</b>	<b>7</b>	<b>21</b>
<b>Opponents</b>		<b>28</b>	<b>18</b>	<b>46</b>	<b>6.0-28</b>	<b>2-16</b>	<b>1</b>	<b>0-0</b>	<b>3-45</b>	<b>3</b>	<b>2</b>	<b>0</b>	<b>5-6</b>	<b>0</b>	<b>1</b>	<b>0</b>	<b>17</b>	<b>58</b>

Date	Opponent	Punting								Field Goals			Kickoffs					
		no.	yds	avg	long	blkd	tb	fc	50+	i20	md-att	long	blkd	no.	yds	avg	tb	ob
09/02/2023	California	7	272	38.9	48	0	0	1	0	0	0-0	0	0	4	260	65.0	4	0
<b>North Texas</b>		<b>7</b>	<b>272</b>	<b>38.9</b>	<b>48</b>	<b>0</b>	<b>0</b>	<b>1</b>	<b>0</b>	<b>0</b>	<b>0-0</b>	<b>0</b>	<b>0</b>	<b>4</b>	<b>260</b>	<b>65.0</b>	<b>4</b>	<b>0</b>
<b>Opponents</b>		<b>2</b>	<b>80</b>	<b>40.0</b>	<b>44</b>	<b>0</b>	<b>0</b>	<b>0</b>	<b>0</b>	<b>1</b>	<b>1-3</b>	<b>31</b>	<b>0</b>	<b>10</b>	<b>590</b>	<b>59.0</b>	<b>5</b>	<b>0</b>



2023-24 North Texas Football  
Opponents Game-by-Game  
All games

Date	Opponent	Rushing				Receiving				Passing				Kick Returns				Punt Returns				tot off		
		no.	yds	td	lg	no.	yds	td	lg	cmp	att	int	yds	td	lg	no.	yds	td	lg	no.	yds		td	lg
09/02/2023	California	56	357	6	66	27	312	2	34	27	39	1	312	2	34	0	0	0	0	1	0	0	0	669
<b>Opponents</b>		<b>56</b>	<b>357</b>	<b>6</b>	<b>66</b>	<b>27</b>	<b>312</b>	<b>2</b>	<b>34</b>	<b>27</b>	<b>39</b>	<b>1</b>	<b>312</b>	<b>2</b>	<b>34</b>	<b>0</b>	<b>0</b>	<b>0</b>	<b>0</b>	<b>1</b>	<b>0</b>	<b>0</b>	<b>0</b>	<b>669</b>
<b>North Texas</b>		<b>27</b>	<b>41</b>	<b>0</b>	<b>8</b>	<b>15</b>	<b>184</b>	<b>3</b>	<b>59</b>	<b>15</b>	<b>26</b>	<b>3</b>	<b>184</b>	<b>3</b>	<b>59</b>	<b>4</b>	<b>74</b>	<b>0</b>	<b>31</b>	<b>1</b>	<b>0</b>	<b>0</b>	<b>0</b>	<b>225</b>

Opponents Averages

Games	Avg/ rush	Avg/ catch	Pass effic	KR avg	PR avg	All purpose avg/game	Total offense avg/game
1	6.4	11.6	148.2	0.0	0.0	714.0	669.0

Date	Opponent	Tackles				Sacks	Fumble	Pass Defense			blkd	PAT attempts			off			
		ua	a	total	tfl-yds	no-yds	ff	fr-yds	int-yds	qbh	brup	kick	kick	rush	rcv	saf	t/o	pts
09/02/2023	California	28	18	46	6.0-28	2-16	1	0-0	3-45	3	2	0	5-6	0	1	0	17	58
<b>Opponents</b>		<b>28</b>	<b>18</b>	<b>46</b>	<b>6.0-28</b>	<b>2-16</b>	<b>1</b>	<b>0-0</b>	<b>3-45</b>	<b>3</b>	<b>2</b>	<b>0</b>	<b>5-6</b>	<b>0</b>	<b>1</b>	<b>0</b>	<b>17</b>	<b>58</b>
<b>North Texas</b>		<b>55</b>	<b>30</b>	<b>85</b>	<b>6.0-20</b>	<b>0-0</b>	<b>1</b>	<b>1-0</b>	<b>1-37</b>	<b>6</b>	<b>4</b>	<b>1</b>	<b>3-3</b>	<b>0</b>	<b>0</b>	<b>0</b>	<b>7</b>	<b>21</b>

Date	Opponent	Punting									Field Goals			Kickoffs				
		no.	yds	avg	long	blkd	tb	fc	50+	i20	md-att	long	blkd	no.	yds	avg	tb	ob
09/02/2023	California	2	80	40.0	44	0	0	0	0	1	1-3	31	0	10	590	59.0	5	0
<b>Opponents</b>		<b>2</b>	<b>80</b>	<b>40.0</b>	<b>44</b>	<b>0</b>	<b>0</b>	<b>0</b>	<b>0</b>	<b>1</b>	<b>1-3</b>	<b>31</b>	<b>0</b>	<b>10</b>	<b>590</b>	<b>59.0</b>	<b>5</b>	<b>0</b>
<b>North Texas</b>		<b>7</b>	<b>272</b>	<b>38.9</b>	<b>48</b>	<b>0</b>	<b>0</b>	<b>1</b>	<b>0</b>	<b>0</b>	<b>0-0</b>	<b>0</b>	<b>0</b>	<b>4</b>	<b>260</b>	<b>65.0</b>	<b>4</b>	<b>0</b>

# NORTH TEXAS FOOTBALL 2023

OVERALL: 0-1 (HOME 0-1, ROAD 0-0, NEUTRAL 0-0) | AAC: 0-0 (HOME 0-0, ROAD 0-0, NEUTRAL 0-0)



## 2023-24 North Texas Football Team Game Highs All games

Page 1/1  
as of Sep 04, 2023

### North Texas - Game Highs

<b>RUSHES</b>	27	California (09/02/2023)
<b>YARDS RUSHING</b>	41	California (09/02/2023)
<b>YARDS PER RUSH</b>	1.5	California (09/02/2023)
<b>TD RUSHES</b>	0	California (09/02/2023)
<b>PASS ATTEMPTS</b>	26	California (09/02/2023)
<b>PASS COMPLETIONS</b>	15	California (09/02/2023)
<b>YARDS PASSING</b>	184	California (09/02/2023)
<b>YARDS PER PASS</b>	7.1	California (09/02/2023)
<b>TD PASSES</b>	3	California (09/02/2023)
<b>TOTAL PLAYS</b>	53	California (09/02/2023)
<b>TOTAL OFFENSE</b>	225	California (09/02/2023)
<b>YARDS PER PLAY</b>	4.2	California (09/02/2023)
<b>POINTS</b>	21	California (09/02/2023)
<b>SACKS BY</b>	0	California (09/02/2023)
<b>FIRST DOWNS</b>	9	California (09/02/2023)
<b>PENALTIES</b>	2	California (09/02/2023)
<b>PENALTY YARDS</b>	20	California (09/02/2023)
<b>TURNOVERS</b>	3	California (09/02/2023)
<b>PUNTS</b>	7	California (09/02/2023)
<b>PUNTING AVG</b>	38.9	California (09/02/2023)
<b>LONG PUNT</b>	48	California (09/02/2023)
<b>PUNTS INSIDE 20</b>	0	California (09/02/2023)
<b>LONG PUNT RETURN</b>	0	California (09/02/2023)

# NORTH TEXAS FOOTBALL 2023

OVERALL: 0-1 (HOME 0-1, ROAD 0-0, NEUTRAL 0-0) | AAC: 0-0 (HOME 0-0, ROAD 0-0, NEUTRAL 0-0)



## 2023-24 North Texas Football Individual Game Highs All games

Page 1/1  
as of Sep 04, 2023

### North Texas - Individual Game Highs

<b>RUSHES</b>	7	Oscar Adaway III vs California (09/02/2023)
	7	Stone Earle vs California (09/02/2023)
<b>YARDS RUSHING</b>	34	Isaiah Johnson vs California (09/02/2023)
<b>TD RUSHES</b>	none	
<b>LONG RUSH</b>	8	Isaiah Johnson vs California (09/02/2023)
<b>PASS ATTEMPTS</b>	19	Stone Earle vs California (09/02/2023)
<b>PASS COMPLETIONS</b>	12	Stone Earle vs California (09/02/2023)
<b>YARDS PASSING</b>	174	Stone Earle vs California (09/02/2023)
<b>TD PASSES</b>	3	Stone Earle vs California (09/02/2023)
<b>LONG PASS</b>	59	Stone Earle vs California (09/02/2023)
<b>RECEPTIONS</b>	4	Ja'Mori Maclin vs California (09/02/2023)
	4	Roderic Burns vs California (09/02/2023)
<b>YARDS RECEIVING</b>	122	Ja'Mori Maclin vs California (09/02/2023)
<b>TD RECEPTIONS</b>	2	Ja'Mori Maclin vs California (09/02/2023)
<b>LONG RECEPTION</b>	59	Ja'Mori Maclin vs California (09/02/2023)
<b>PUNTS</b>	5	Adam Jacklin vs California (09/02/2023)
<b>PUNTING AVG</b>	39.8	Adam Jacklin vs California (09/02/2023)
<b>LONG PUNT</b>	48	Sawyer Evans vs California (09/02/2023)
<b>PUNTS INSIDE 20</b>	none	
<b>LONG PUNT RETURN</b>	none	
<b>LONG KICKOFF RETURN</b>	31	Kaylon Horton vs California (09/02/2023)
<b>TACKLES</b>	9	Jaylen Smith vs California (09/02/2023)
<b>SACKS</b>	none	
<b>TACKLES FOR LOSS</b>	2	Ethan Wesloski vs California (09/02/2023)

# NORTH TEXAS FOOTBALL 2023

OVERALL: 0-1 (HOME 0-1, ROAD 0-0, NEUTRAL 0-0) | AAC: 0-0 (HOME 0-0, ROAD 0-0, NEUTRAL 0-0)



## 2023-24 North Texas Football By Quarter Statistics All games

Page 1/1  
as of Sep 04, 2023

### 3rd-Down Conversions

Date	Opponent	Score	Overall	1st Qtr	2nd Qtr	3rd Qtr	4th Qtr	Overtime
09/02/2023	California	L 21-58	2-11 18.2	2-4 50.0	0-3 0.0	0-2 0.0	0-2 0.0	0-0 0.0
<b>North Texas</b>			<b>2-11 18.2</b>	<b>2-4 50.0</b>	<b>0-3 0.0</b>	<b>0-2 0.0</b>	<b>0-2 0.0</b>	<b>0-0 0.0</b>
<b>Opponents</b>			<b>9-18 50.0</b>	<b>0-2 0.0</b>	<b>3-6 50.0</b>	<b>4-6 66.7</b>	<b>2-4 50.0</b>	<b>0-0 0.0</b>

### 4th-Down Conversions

Date	Opponent	Score	Overall	1st Qtr	2nd Qtr	3rd Qtr	4th Qtr	Overtime
09/02/2023	California	L 21-58	0-1 0.0	0-0 0.0	0-0 0.0	0-0 0.0	0-1 0.0	0-0 0.0
<b>North Texas</b>			<b>0-1 0.0</b>	<b>0-0 0.0</b>	<b>0-0 0.0</b>	<b>0-0 0.0</b>	<b>0-1 0.0</b>	<b>0-0 0.0</b>
<b>Opponents</b>			<b>3-3 100.0</b>	<b>0-0 0.0</b>	<b>2-2 100.0</b>	<b>1-1 100.0</b>	<b>0-0 0.0</b>	<b>0-0 0.0</b>

### Time of Possession

Date	Opponent	Score	Overall	1st Qtr	2nd Qtr	3rd Qtr	4th Qtr	Overtime
09/02/2023	California	L 21-58	20:53	06:10	08:00	01:54	04:49	00:00
<b>North Texas</b>			<b>Total 20:53</b>	<b>06:10</b>	<b>08:00</b>	<b>01:54</b>	<b>04:49</b>	<b>00:00</b>
			<b>Avg. 20:53</b>	<b>06:10</b>	<b>08:00</b>	<b>01:54</b>	<b>04:49</b>	<b>00:00</b>
<b>Opponents</b>			<b>Total 39:07</b>	<b>07:46</b>	<b>08:04</b>	<b>12:30</b>	<b>10:47</b>	<b>00:00</b>
			<b>Avg. 39:07</b>	<b>07:46</b>	<b>08:04</b>	<b>12:30</b>	<b>10:47</b>	<b>00:00</b>

### GAME-BY-GAME OFFENSIVE STARTERS

OPPONENT	Z	Y	X	H/TE	RB	QB	LT	LG	C	RG	RT
CAL	Cleveland	Burns	Maclin	Kautai	Ragsdale	Earle	Moreka	Blair	Miner	Duncan	Nwaiwu
at FIU											
at LA Tech											
ACU											
at Navy											
Temple											
at Tulane											
Memphis											
UTSA											
at SMU											
at Tulsa											
UAB											

### GAME-BY-GAME DEFENSIVE STARTERS

OPPONENT	DE	NOSE	LEO	SLB	MLB	WLB	FS	BS	STAR	CB	CB
CAL	Richards	Brown	Vailea	Smith	Brown	Wesloski	Wilson	Hill	Nakwaasah	Texada	Davis
at FIU											
at LA Tech											
ACU											
at Navy											
Temple											
at Tulane											
Memphis											
UTSA											
at SMU											
at Tulsa											
UAB											

# NORTH TEXAS FOOTBALL 2023

OVERALL: 0-1 (HOME 0-1, ROAD 0-0, NEUTRAL 0-0) | AAC: 0-0 (HOME 0-0, ROAD 0-0, NEUTRAL 0-0)



## 2023-24 North Texas Football Red-Zone Results All games

Page 1/1  
as of Sep 04, 2023

### North Texas Inside Opponent Red-Zone

Date	Opponent	Score	Times In RZ	Times Scored	Total Pts	Rush TDs	Pass TDs	FGs Made	Failed to score inside RZ						
									FGA	Down	Int	Fumb	Half	Game	
09/02/2023	California	L 21-58	2	2	14	2	0	2	0	0	0	0	0	0	0
<b>Totals 2 of 2 (100.0%)</b>			<b>2</b>	<b>2</b>	<b>14</b>	<b>2</b>	<b>0</b>	<b>2</b>	<b>0</b>	<b>0</b>	<b>0</b>	<b>0</b>	<b>0</b>	<b>0</b>	<b>0</b>

### Opponents Inside North Texas Red-Zone

Date	Opponent	Score	Times In RZ	Times Scored	Total Pts	Rush TDs	Pass TDs	FGs Made	Failed to score inside RZ						
									FGA	Down	Int	Fumb	Half	Game	
09/02/2023	California	L 21-58	8	6	38	5	4	1	1	2	0	1	0	0	0
<b>Totals 6 of 8 (75.0%)</b>			<b>8</b>	<b>6</b>	<b>38</b>	<b>5</b>	<b>4</b>	<b>1</b>	<b>1</b>	<b>2</b>	<b>0</b>	<b>1</b>	<b>0</b>	<b>0</b>	<b>0</b>

# NORTH TEXAS FOOTBALL 2023

OVERALL: 0-1 (HOME 0-1, ROAD 0-0, NEUTRAL 0-0) | AAC: 0-0 (HOME 0-0, ROAD 0-0, NEUTRAL 0-0)

##	Player	GP-GS	Cal
0	Blair Conwright	1/0	XXX
0	Phil Hill	1/1	START
1	Kaylon Horton	1/0	XXX
1	Logan Wilson	1/1	START
2	Roderic Burns	1/1	START
2	JD Head	0/0	...
3	Stone Earle	1/1	START
4	Chandler Rogers	1/0	XXX
4	Dillion Williams	1/0	XXX
5	Ridge Texada	1/1	START
5	Ayo Adeyi	1/0	XXX
6	Loranzo Thompson	1/0	XXX
6	Ikaika Ragsdale	1/1	START
7	Trey Cleveland	1/1	START
7	Nick Nakwaasah	1/1	START
8	John Davis	1/1	START
8	Damon Ward	1/0	XXX
9	Enoch Jackson	1/0	XXX
9	Ja'Mori Maclin	1/1	START
10	Jace Ruder	0/0	...
10	Roderick Brown	1/1	START
11	Detraveon Brown	0/0	...
11	Patrick Smith	1/0	XXX
13	Brian Nelson II	0/0	...
13	Josh Smith	0/0	...
14	J'Kalon Carter	0/0	...
14	Jayven Anderson	0/0	...
15	Carson Kropp	1/0	XXX
15	Jordan Smart	1/0	XXX
16	Dylan Gebbia	0/0	...
16	Evan Jackson	1/0	XXX
17	Landon Sides	0/0	...
17	Taylor Starling	0/0	...
18	Dorian Morris	0/0	...
18	Tarik Lockett	1/0	XXX
19	Jordan Brown	1/1	START
20	Alphie Guillory	1/0	XXX
20	Qualon Farrar	0/0	...
21	Kevin Wood	1/0	XXX
21	BK Jackson	1/0	XXX
22	Luke Rossley	0/0	...
22	Matthew Moore	0/0	...
23	Isaiah Johnson	1/0	XXX
23	Bryce Linder	1/0	XXX
24	Chavez Brown	1/0	XXX
25	Kollin Lewis	0/0	...
25	Makenzie McGill	0/0	...
26	Dietrich Moore	0/0	...
27	Oscar Adaway III	1/0	XXX
27	Harold West	1/0	XXX
29	Caden Park	0/0	...
29	Adam Jacklin	1/0	XXX
30	Grayson Ward	0/0	...
30	Loren Johnson	0/0	...
31	Robert Johnson	0/0	...
32	Ethan Wesloski	1/1	START
34	C.J. Garnett	1/0	XXX
35	Chris Wright	1/0	XXX
36	Jaylen Smith	1/1	START
36	Caden Yates	0/0	...

**NORTH TEXAS FOOTBALL 2023**

OVERALL: 0-1 (HOME 0-1, ROAD 0-0, NEUTRAL 0-0) | AAC: 0-0 (HOME 0-0, ROAD 0-0, NEUTRAL 0-0)

##	Player	GP-GS	Cal
37	Christian Hurd	0/0	...
38	Christian Traylor	0/0	...
39	Richard Garcia III	0/0	...
39	Karter Houchin	0/0	...
40	Trent Ayers	0/0	...
40	Kali Nguma	0/0	...
41	Sawyer Evans	1/0	XXX
41	Corey Swiney	0/0	...
42	Sifa Leota	0/0	...
43	Jax Van Zandt	0/0	...
44	Mazin Richards	1/1	START
45	Kadren Johnson	1/0	XXX
46	Grady Brewer	1/0	XXX
46	Brad Adamcik	0/0	...
47	J.P. Hadley	1/0	XXX
47	Harrison Dempsey	0/0	...
48	Rodney Green Jr.	0/0	...
49	Collin Brown	0/0	...
49	Kamdon McFarland	0/0	...
50	Kade Sink	0/0	...
51	Fatafehi Vailea	1/1	START
53	Blake Fann	0/0	...
54	Febechi Nwaiwu	1/1	START
56	Dameon Smallwood	0/0	...
57	Austin Williams	0/0	...
58	Samora Ezekiel	0/0	...
60	Paula Vaipulu	0/0	...
62	Caden Reeves	0/0	...
64	Jett Duncan	1/1	START
65	Gabe Blair	1/1	START
66	Josiah Jefferson	0/0	...
67	Ethan Miner	1/1	START
68	Keon Johnson	0/0	...
69	Ryan Krueger	0/0	...
70	Isaac Sohn	0/0	...
71	Leke Asenuga	1/0	XXX
72	Isaiah Villanueva	0/0	...
74	Larry Moore	1/0	XXX
76	Desmond Magiya	0/0	...
77	Kaci Moreka	1/1	START
78	Daizion Carroll	1/0	XXX
79	Howard Sampson	0/0	...
80	Zhigllil McMillan	1/0	XXX
81	Richard Rocquemore	1/0	XXX
82	Dallas Dudley	0/0	...
83	Zack Darkoch	0/0	...
84	Christian Lee	1/0	XXX
85	Evan Greene	0/0	...
86	Kaden Taylor	0/0	...
87	Tim Madison	0/0	...
88	Xzavior Kautai	1/1	START
89	West Wilson	1/0	XXX
90	Kaghen Roach	0/0	...
91	Keith Smith	0/0	...
93	Drumani West-Asoma	0/0	...
94	Marcus Moore	1/0	XXX
95	Kortlin Rausaw	0/0	...
95	K'Von Hamilton	0/0	...
96	Vic Alobwede	1/0	XXX
98	Dadrian Burleson	0/0	...
##	Player	GP-GS	Cal
99	Noah Rauschenberg	1/0	XXX

# 2023 GAME RECAPS

OVERALL: 0-1 (HOME 0-1, ROAD 0-0, NEUTRAL 0-0) | AAC: 0-0 (HOME 0-0, ROAD 0-0, NEUTRAL 0-0)

## CAL vs. UNT

DATCU STADIUM • DENTON, TEXAS

SEPT. 2, 2023 • ATTENDANCE: 21,350

### POSTGAME NOTES

- UNT junior quarterback Stone Earle threw for 174 yards and three touchdowns in his first start for the Mean Green but the team struggled in the second half en route to a 58-21 season-opening loss to California at DATCU Stadium on Saturday.
- The UNT defense made a big play late in the first half when Logan Wilson recovered a fumble forced by Jaylen Smith at the Cal 24-yard line, and three plays later, Earle found Xzavior Kautai for a 12-yard touchdown to pull the Mean Green within 27-21 with 1:47 to play in the half.
- But Cal (1-0) found the end zone with seven seconds to play in the first half and scored early in the third quarter to take a 41-21 lead.
- The Golden Bears closed the game by scoring 31 straight points to take home the victory.
- Sophomore wideout Ja'Mori Maclin caught four balls for 122 yards and two touchdowns – all in the first 15:27 of game time. Maclin notched the first 100-yard receiving day of his career, and the first for a UNT receiver since Damon Ward had 101 yards on Oct. 29, 2022, at Western Kentucky.

### SCORING SUMMARY

CAL	14	19	15	10	--	58
UNT	7	14	0	0	--	21

1st	12:53	CAL	Hunter,Jeremiah 23 yd pass from Jackson V,Sam (Luckhurst,Micha kick)
	11:04	UNT	Maclin, Ja'Mori 3 yd pass from Earle, Stone (Rauschenberg,No kick)
	01:04	CAL	Ott,Jaydn 4 yd run (Luckhurst,Micha kick)
2nd	14:33	UNT	Maclin, Ja'Mori 59 yd pass from Earle, Stone (Rauschenberg,No kick)
	07:30	CAL	Ifanse,Isaiah 26 yd run (Luckhurst,Micha kick)
	05:42	CAL	Ott,Jaydn 66 yd run (Luckhurst,Micha kick blocked)
	01:47	UNT	Kautai,Xzavior 12 yd pass from Earle, Stone (Rauschenberg,No kick)
	00:07	CAL	Ifanse,Isaiah 8 yd run (Ott,Jaydn pass failed)
3rd	11:24	CAL	Ifanse,Isaiah 1 yd run (Endries,Jack pass from Finley,Ben)
	08:02	CAL	Davis,Taj 4 yd pass from Finley,Ben (Luckhurst,Micha kick)
4th	11:42	CAL	Stredick,Ashton 5 yd run (Luckhurst,Micha kick)
	06:27	CAL	Luckhurst,Micha 31 yd field goal

### STATISTICS

TEAM STATS	UNT	UTEP
FIRST DOWNS	24	22
RUSHES-YARDS (NET)	41-163	30-107
PASSING YDS (NET)	236	293
Passes Att-Comp-Int	29-16-0	48-21-0
TOTAL OFFENSE PLAYS-YARDS	70-399	78-400
Fumble Returns-Yards	1-0	1-0
Punt Returns-Yards	1-4	0-0
Kickoff Returns-Yards	1-12	1-22
Interception Returns-Yards	0-0	0-0
Punts (Number-Avg)	3-34.0	1-45.0
Fumbles-Lost	1-1	1-1
Penalties-Yards	6-65	5-50
Possession Time	31:23	28:37
Third-Down Conversions	6-for-12	7-for-18
Fourth-Down Conversions	1-for-1	2-for-6
Red-Zone Scores-Chances	5-for-5	2-for-3
Sacks By: Number-Yards	1-5	0-0

### INDIVIDUAL STATISTICS

**RUSHING:** California-Ott,Jaydn 20-188; Ifanse,Isaiah 10-54; Stredick,Ashton 11-51; Thomas,Jaivian 4-36; Jackson V,Sam 3-18; Finley,Ben 3-9; Alfieri,Andy 2-4; Mendoza,Fernand 1-minus 3. UNT-Johnson, Isaiah 6-34; Adaway III, Oscar 7-17; Adeyi, Ayo 2-8; Ragsdale, Ikaika 3-3; 3A 2-0; TEAM 1-minus 2; Earle, Stone 7-minus 8; Rogers, Chandler 1-minus 11.

**PASSING:** California-Finley,Ben 20-27-1-223; Jackson V,Sam 3-4-0-33; Mendoza,Fernand 0-1-0-0. UNT-Earle, Stone 12-19-2-174; 1J 4-7-0-minus 56; Rogers, Chandler 3-7-1-10.

**RECEIVING:** California-Hunter,Jeremiah 6-64; Young,Monroe 4-63; Davis,Taj 4-36; Ifanse,Isaiah 3-21; Hightower,Brian 2-13; Endries,Jack 1-18; Anderson,Mavin 1-17; Ott,Jaydn 1-13; Grizzell,Trond 1-11. UNT-Maclin, Ja'Mori 4-122; Burns, Roderic 4-27; Kautai,Xzavior 1-12; Horton, Kaylon 1-11; Cleveland, Trey 1-9; Adeyi, Ayo 1-5; Adaway III, Oscar 1-4; Smart, Jordan 1-minus 3; Johnson, Isaiah 1-minus 3; 83 1-minus 4; 87 1-minus 12; 3A 1-minus 16; 1A 1-minus 24.

**INTERCEPTIONS:** California-Elarms-Orr,Kale 1-1. UNT-None.

**SACKS:** UNT - California-Sirmon,Jackson 1-0; Jernigan,Myles 1-0. UNT-None.

**TACKLES (Total):** California-Sirmon,Jackson 6-2; Antzoulatos,Bla 3-3; Woodson,Craig 3-1; Carlton,Xavier 1-3; McMorris,Patric 2-1; OA 2-0; Saunders,Ethan 2-0; Jernigan,Myles 2-0; Roberts,Jaedon 1-1; Luckhurst,Micha 1-0; McCulloch,Ryan 1-0; Elarms-Orr,Kale 1-0; Littlejohn,Matt 1-0; Burrell,Nate 1-0; Williams,Nohl 1-0; Anderson,Mavin 1-0; Calhoun,Akili 1-0; 21 1-0; Finley,Ben 1-0; Barth,Hunter 1-0; Williams,Miles 1-0; Reese,David 0-1; Correia,Ricky 0-1; Williams,Myles 0-1; Saole-McKenzie, 0-1; Wilkins,Derek 0-1; Hearn III,Lu-M 0-1; Stredick,Ashton 0-1. UNT-Smith, Jaylen 6-3; Brown, Jordan 6-1; West, Harold 5-2; Smith, Patrick 4-3; Wilson, Logan 3-3; Wesloski, Ethan 2-3; Texada, Ridge 3-1; Hill, Phil 3-1; Davis, John 2-2; Jackson, Evan 2-1; Wood, Kevin 2-1; Thompson,Loron 2-1; Linder, Bryce 2-1; Vallea, Fatafeh 1-2; Kropp, Carson 2-0; Richards,Mazin 2-0; Brown, Roderick 1-1; Conwright, Blai 1-0; Luckett, Tarik 1-0; Alobwede,Vic 0-1; Jackson, Enoch 0-1; Nakwaasah, Nick 0-1; Brewer, Grady 0-1.