



# Florida International Men's Basketball

23  
24

Men's Basketball Contact: Darin Yrigoyen | Director of Athletic Communications | 954.594.2558 | dyrigoye@fiu.edu

## 2023-24 SCHEDULE

Record: 4-8  
Home: 3-2 Away: 1-3 Neutral: 0-3

Nov. 6	at UCF	L, 85-62
Nov. 9	TARLETON STATE	L, 82-65
Nov. 13	at #12 Miami	L, 86-80
Nov. 15	at Houston Christian	W, 83-74

### Cayman Islands Classic

Nov. 19	Akron	L, 77-71
Nov. 20	Marshall	L, 80-69
Nov. 21	LMU/Oakland	L, 61-60

Nov. 26	KENNESAW STATE	W, 91-84
Nov. 29	FGCU	L, 68-65
Dec. 2	LIU	W, 74-59
Dec. 13	at #15 Florida Atlantic	L, 94-60
Dec. 16	TRINITY COLL. OF FLA.	W, 146-55
Dec. 19	STETSON	7 PM
Dec. 21	MAINE	7 PM
Dec. 30	at Utah Tech*	5 PM
Jan. 6	at Jax State*	5 PM
Jan. 11	NEW MEXICO STATE*	7 PM
Jan. 13	UTEP*	6 PM
Jan. 25	at Liberty*	7 PM
Jan. 25	at Western Kentucky*	8 PM
Jan. 27	at Middle Tennessee*	6 PM
Feb. 1	LOUISIANA TECH*	7 PM
Feb. 3	SAM HOUSTON*	2 PM
Feb. 10	MIDDLE TENNESSEE*	2 PM
Feb. 15	at Sam Houston	7:30 PM
Feb. 17	at Louisiana Tech*	3 PM
Feb. 22	LIBERTY*	7 PM
Feb. 24	JAX STATE*	6 PM
Mar. 2	WESTERN KENTUCKY*	6 PM
Mar. 7	at UTEP*	9 PM
Mar. 9	at New Mexico State*	4 PM

\*Conference USA Games  
All Times ET | Home Games in CAPS

## The Matchup

**FIU Panthers (4-8)**  
Head Coach: Jeremy Ballard  
Record at FIU: 81-87 (Sixth Season)  
Overall Record: same



VS

**Stetson Hatters (6-5)**  
Head Coach: Donny Jones  
Record at Stetson: 62-70 (Sixth Season)  
Overall Record: 217-199 (14th Season)



## Quick Notes

- Head Coach Jeremy Ballard became the all-time winningest head coach in FIU's D1 era with the win over LIU.
- Both teams have national stat-leading marks as Stetson leads the nation with its 81.6 percent mark from the free throw line. FIU's Arturo Dean leads the nation with 51 steals and 4.25 steals per game.
- FIU is currently ranked second-nationally in steals per game and third in turnovers forced per game.
- Dean is the returning CUSA Freshman of the Year, the first in FIU's CUSA tenure.
- Jonathan Aybar, a transfer from North Florida, joins FIU this season, the same school that his dad attended and played basketball at from 1996-1999. He is the first second-generation play in program history.
- Raja Bell (#13) and Carlos Arroyo (#30) are both FIU Men's Basketball Alumni. Both had long-tenured NBA careers with Bell named to the NBA's All-Defensive Team twice.
- This is the 43rd season of FIU men's basketball, dating back to 1981-82.

## Gameday Info

Date: Tuesday, Dec. 19 | 7 p.m.  
Location: Ocean Bank Convocation Center  
Last Meeting: FIU def. Stetson, 62-55 (12/4/21)

## CUSA Standings

LA Tech	0-0	9-3
WKU	0-0	9-3
Liberty	0-0	9-3
UTEP	0-0	6-5
Sam Houston	0-0	6-6
MTSU	0-0	5-6
NM State	0-0	5-7
Jax State	0-0	5-7
FIU	0-0	4-8

## Around CUSA (ET)

December 19

FIU vs. Stetson | 7 p.m.

New Mexico State at Stephen F. Austin | 7:30 p.m.

Western Kentucky at Cal Baptist | 10 p.m.

Middle Tennessee at Saint Mary's | 10 p.m.

## By The Numbers

	77.2	45.6	33.2	33.8	15.9	3.5	12.7	75.4	47.1	33.5	1.0	-2.9
	PPG	FG%	3FG%	RPG	APG	BPG	SPG	OPPG	OFG%	O3FG%	A:TO	RMAR
	78.7	47.2	36.6	37.1	16.1	2.5	5.9	68.7	40.4	30.2	1.4	+1.8

2023-24 FIU Men's Basketball



@fiuhoops

# Numerical Roster

NO.	NAME	POS.	HT.	YR.	HOMETOWN / PREVIOUS SCHOOL
0	Okechukwu Okeke	F	6-9	Jr.	East Chicago, Ill. / Tallahassee CC
1	Dashon Gittens	G	6-3	So.	Hartford, Conn. / Putnam Science Academy
2	Arturo Dean	G	5-11	So.	Miami, Fla. / Putnam Science Academy
3	Javaunte Hawkins	G	5-11	Sr.	Lee's Summit, Mo. / Butler CC
4	Seth Pinkney	C	7-1	Sr.	Philadelphia, Pa / Quinnipiac
5	Jaidon Lipscomb	G	6-5	Jr.	Columbus, Ohio / Lakeland CC
10	Travis Gray	G	6-5	Jr.	Syracuse, N.Y. / Mohawk Valley CC
11	Jayden Brewer	G	6-6	So.	Indianapolis, Ind. / Combine Prep
12	Dante Wilcox	G/F	6-6	Gr.	West Palm Beach, Fla. / Oxbridge Academy
15	Renato Ruiz	G	6-1	Jr.	Plantation, Fla. / American Heritage
21	Jonathan Aybar	F	6-9	Jr.	Kissimmee, Fla. / University of North Florida
22	Onyx Pastoriza	G	5-8	Sr.	Arecibo, Puerto Rico / Miami Triple Threat
23	Petar Krivokapic	G	6-4	Jr.	Budva, Montenegro / Miami Prep School
24	Jaden Grant	G	5-11	Jr.	Davie, Fla. / NSU University School
31	George Pridgett, Jr.	G	5-11	Jr.	Boston, Mass. / Polk State College
33	Mohamed Sanogo	F	6-9	Jr.	Pittsfield, Mass. / Putnam Science Academy

# Coaching Staff

Jeremy Ballard	Head Coach	6th Season	Colgate '03
Jesse Bopp	Associate Head Coach	6th Season	Plymouth State '07
Joey Rodriguez	Assistant Coach	6th Season	VCU '11
Zavier Anderson	Assistant Coach	2nd Season	Clemson '11
Vince Caruso	Video Coordinator	1st Season	Worcester State '15
Jack Sprague	Strength & Conditioning Coach		
Colin Campbell	Director of Basketball Ops		




Okechukwu Okeke




Dashon Gittens




Arturo Dean




Javaunte Hawkins



Seth Pinkney




Jaidon Lipscomb



Travis Gray




Jayden Brewer



Dante Wilcox




Renato Ruiz



Jonathan Aybar




Onyx Pastoriza




Petar Krivokapic



Jaden Grant



George Pridgett, Jr.



Mohamed Sanogo

# A-Z Roster

21	Jonathan Aybar
11	Jayden Brewer
2	Arturo Dean
1	Dashon Gittens
24	Jaden Grant
10	Travis Gray
3	Javaunte Hawkins
23	Petar Krivokapic
5	Jaidon Lipscomb
0	Okechukwu Okeke
22	Onyx Pastoriza
31	George Pridgett, Jr.
4	Seth Pinkney
15	Renato Ruiz
33	Mohamed Sanogo
12	Dante Wilcox

# By Location

<b>Connecticut (1)</b>	
1	Dashon Gittens
<b>Florida (6)</b>	
2	Arturo Dean
4	Seth Pinkney
12	Dante Wilcox
15	Renato Ruiz
21	Jonathan Aybar
24	Jaden Grant
<b>Ohio (1)</b>	
5	Jaidon Lipscomb
<b>New York (1)</b>	
10	Travis Gray
<b>Illinois (1)</b>	
0	Okechukwu Okeke
<b>Indiana (1)</b>	
11	Jayden Brewer
<b>International (2)</b>	
22	Onyx Pastoriza - Puerto Rico
23	Petar Krivokapic - Montenegro
<b>Massachusetts (2)</b>	
31	George Pridgett, Jr.
33	Mohamed Sanogo
<b>Missouri (1)</b>	
3	Javaunte Hawkins

# By Class

<b>Sophomore (3)</b>	
1	Dashon Gittens
2	Arturo Dean
11	Jayden Brewer
<b>Junior (9)</b>	
0	Okechukwu Okeke
5	Jaidon Lipscomb
10	Travis Gray
15	Renato Ruiz
21	Jonathan Aybar
23	Petar Krivokapic
24	Jaden Grant
31	George Pridgett, Jr.
33	Mohamed Sanogo
<b>Senior (4)</b>	
3	Javaunte Hawkins
4	Seth Pinkney
22	Onyx Pastoriza
12	Dante Wilcox



## Individual Stat Leaders

### FIU

Points: Arturo Dean, 12.9 ppg  
 Rebounds: Arturo Dean, 4.3 rpg  
 Assists: Arturo Dean, 5.1 apg  
 Steals: Arturo Dean, 4.25 spg  
 Blocks: Seth Pinkney, 1.3 bpg  
 3-PT Made: Javaunte Hawkins, 28 3-PT (40.6%)  
 FG Made: Arturo Dean, 64 FG (42.7%)

### Stetson

Points: Jalen Blackmon, 22.1 ppg  
 Rebounds: Aubin Gateretse, 7.2 rpg  
 Assists: Stephan Swenson, 5.8 apg  
 Steals: Stephan Swenson, 1.5 spg  
 Blocks: Aubin Gateretse, 1.5 bpg  
 3-PT Made: Jalen Blackmon, 42 3-PT (47.7%)  
 FG Made: Jalen Blackmon 79 FG (47.9%)

## Last Time Out

Opponent: vs Trinity (FL)  
 Result: W, 146-55

### Recap:

MIAMI – The FIU men's basketball team came out fast as it overpowered Trinity College for a 146-55 win on Saturday evening at Ocean Bank Convocation Center in Miami.

The Panthers, who scored a program record 73 points in the first half, opened an early 20-5 advantage on the strength of five three pointers in the initial 4:07 of regulation and never looked back in a contest they never trailed and led by as many as 94 points in the second half.

FIU (4-8) forced a total of 17 turnovers and flipped that into 27 points and outrebounded Trinity College 70-20, including 20 offensive rebounds. The Panthers limited Tigers to just eight field goals in the first half and seven over the final 20 minutes.

A total of nine Panthers finished with double-figure scoring totals, including Jaidon Lipscomb who tabbed a career-high 23 in the victory. Joining him in double-figures was Jayden Brewer (18), Javaunte Hawkins (14), Mohamed Sanogo (12), Seth Pinkney (12), Arturo Dean (10), Onyx Pastoriza (11), Okechukwu Okeke (11) and Petar Krivokapic (11).

For the game, FIU shot .640 (55-of-86) overall from the field – including a .762 (32-of-42) clip in the second half.

The Panthers' total of 146 points marked the highest single-game point total in program history, eclipsing the previous best effort of 123 points vs. Palm Beach Atlantic on Nov. 12, 1995.

## Matchup Preview

MIAMI — FIU's men's basketball program hosts fellow-Florida institution Stetson University on Tuesday evening at 7 p.m. inside the Ocean Bank Convocation Center, tipping off a two-game Holiday Hoops series at home.

The Panthers (4-8) enjoyed a convincing 146-55 victory over Trinity (FL) College in their last contest on Saturday, Dec. 16. FIU will look to start its first winning streak of 2023-24 in this home tilt with Stetson, out of Deland, Fla., just north of Orlando.

Arturo Dean continues to lead the NCAA in steals with 51 overall and an average of 4.25 per game. As a team, FIU's high-pressure style has produced 12.7 steals per game and forced 19.4 turnovers per game, of which rank second and third nationally. Dean also leads CUSA with his 5.1 assists per game and ranks inside the top-ten in the conference in scoring.

Jaidon Lipscomb has produced two consecutive solid scoring outings off the bench for the Panthers, pouring in 17 second-half points at No. 15 FAU and following that with a team-high 23 points against Trinity. The junior made a combined 10-of-14 three-point attempts in those two matchups and has provided a scoring punch off the bench that could help to fuel FIU as the season progresses.

This is the final stretch of the non-conference slate for FIU as it will take on Maine (Dec. 21) and Utah Tech (Dec. 30) to conclude its non-conference schedule. The Panthers then face off with Jax State on Jan. 6 in Jacksonville, Ala. to open the CUSA schedule.

### SCOUTING STETSON

The Hatters of Stetson (6-5), out of the Atlantic Sun Conference (ASUN), enter this matchup losing three of their last four contests. This will be FIU's third ASUN opponent, all at home, having defeated Kennesaw State and falling to FGCU.

Stetson, like FIU, also is leading the nation in a stat category as the Hatters' 81.9 percent shooting from the free throw line is first in the NCAA. Individually, Stetson's Jalen Blackmon ranks in the top-12 in three-point percentage (47.7) and three-pointers made (42).

The Hatters have had mixed results to start 2023-24, defeating common opponent UCF on its home floor, but also falling by 23 points to Chicago State and Charlotte.

## Last Game's Starting Five



#1 Dashon Gittens



#2 Arturo Dean



#4 Seth Pinkney



#3 Javaunte Hawkins



#23 Petar Krivokapic

## 2023-24 Streaks/Trends

### RECORD BREAKDOWN

At Home	3-2
On the Road	1-3
Neutral	0-3

### MONTH-BY-MONTH

November	2-7
December	2-1
January	0-0
February	0-0
March	0-0

### HALFTIME LEADS/LEADS/OT

Leading at half, home	3-1
Leading at the half, road/neutral	1-0
Tied at the half, home	0-0
Tied at the half, road/neutral	0-0
Trailing at the half, home	0-1
Trailing at the half, road/neutral	0-6
Games decided by 5 points or fewer	0-2
Games decided by 10 points or fewer	2-4
Leading with 5:00 left	4-2
Leading with 2:00 left	4-1
Overtime games	0-0

### WINS VS LOSSES

	W	L
PPG	87.0	69.0
OPPG	79.0	84.3
Margin	+8.0	-15.3
FG%	51.5	40.9
OFG%	46.7	53.1
3FG%	37.8	27.7
O3FG%	19.9	43.8
FT%	66.3	70.2
RPG	36.0	29.7
ORPG	12.0	38.7
RMAR	+1.0	-9.0
APG	17.5	13.7
T/O PG	18.5	18.3
BPG	3.5	4.0
SPG	7.0	11.7

### STREAKS

Overall	W1
Home Won	W1
Home Lost	W1
Home CUSA	--
Home non-conference	W1
Road non-conference	L1
Road Won	--
Road Lost	L1
Road CUSA	--
Neutral	L3





## 2023-24 FIU Men's Basketball Combined Team Statistics All games

### Game Records

Record	Overall	Home	Away	Neutral
ALL GAMES	4-8	3-2	1-3	0-3
CONFERENCE	0-0	0-0	0-0	0-0
NON-CONFERENCE	4-8	3-2	1-3	0-3

### Score by Periods

Team	1st	2nd	OT	TOT
FIU	434	492	0	926
Opponents	445	460	0	905

### Team Box Score

No.	Player	Total			3-Point		F-Throw		Rebounds				Other									
		GP-GS	MIN	AVG	FG-FGA	FG%	3FG-3FGA	3FG%	FT-FTA	FT%	OFF	DEF	TOT	AVG	PF	DQ	A	TO	BLK	STL	PTS	AVG
2	DEAN, Arturo	12-11	337:09	28.1	64-151	.424	12-37	.324	15-25	.600	10	41	51	4.3	29	2	61	48	2	51	155	12.9
22	PASTORIZA, Onyx	1-0	08:38	8.6	4-7	.571	3-4	.750	0-0	.000	0	3	3	3.0	1	0	1	2	0	0	11	11.0
1	GITTENS, Dashon	12-12	357:13	29.8	40-106	.377	11-46	.239	21-24	.875	12	28	40	3.3	29	0	32	22	3	20	112	9.3
3	HAWKINS, Javaunte	12-2	228:36	19.1	36-88	.409	28-69	.406	10-13	.769	3	22	25	2.1	19	0	13	19	0	9	110	9.2
21	AYBAR, Jonathan	10-10	235:32	23.6	32-55	.582	6-16	.375	16-21	.762	16	24	40	4.0	27	1	15	27	4	14	86	8.6
11	BREWER, Jayden	12-0	188:59	15.7	38-74	.514	3-16	.188	17-33	.515	12	21	33	2.8	15	0	7	15	4	10	96	8.0
23	KRIVOKAPIC, Petar	12-12	269:09	22.4	33-88	.375	13-54	.241	15-19	.789	7	13	20	1.7	13	0	11	13	1	15	94	7.8
5	LIPSCOMB, Jaidon	8-0	70:00	8.8	19-30	.633	12-22	.545	0-0	.000	4	2	6	0.8	5	0	4	3	1	3	50	6.3
0	OKEKE, Okechukwu	5-0	49:50	10.0	10-20	.500	1-3	.333	5-8	.625	6	8	14	2.8	6	0	3	2	3	3	26	5.2
33	SANOGO, Mohamed	11-0	155:08	14.1	24-42	.571	0-0	.000	9-16	.563	16	21	37	3.4	22	1	9	16	5	6	57	5.2
4	PINKNEY, Seth	12-12	186:43	15.6	21-28	.750	0-1	.000	17-26	.654	14	23	37	3.1	38	2	9	7	15	3	59	4.9
31	PRIDGETT JR., George	11-0	98:29	9.0	11-41	.268	9-33	.273	5-6	.833	1	10	11	1.0	4	0	7	2	1	6	36	3.3
15	RUIZ, Renato	1-0	07:53	7.9	1-1	1.000	1-1	1.000	0-0	.000	1	1	2	2.0	1	0	4	1	1	0	3	3.0
12	WILCOX, Dante	11-1	103:23	9.4	7-14	.500	0-0	.000	5-10	.500	11	4	15	1.4	16	1	6	8	2	5	19	1.7
24	GRANT, Jaden	8-0	103:18	12.9	4-10	.400	3-5	.600	1-3	.333	4	15	19	2.4	10	0	9	4	0	7	12	1.5
Team											26	27	53				9					
<b>Total</b>		<b>12</b>	<b>2400</b>		<b>344-755</b>	<b>.456</b>	<b>102-307</b>	<b>.332</b>	<b>136-204</b>	<b>.667</b>	<b>143</b>	<b>263</b>	<b>406</b>	<b>33.8</b>	<b>235</b>	<b>7</b>	<b>191</b>	<b>198</b>	<b>42</b>	<b>152</b>	<b>926</b>	<b>77.2</b>
<b>Opponents</b>		<b>12</b>	<b>2400</b>		<b>312-663</b>	<b>.471</b>	<b>88-263</b>	<b>.335</b>	<b>193-282</b>	<b>.684</b>	<b>140</b>	<b>300</b>	<b>440</b>	<b>36.7</b>	<b>189</b>	<b>2</b>	<b>168</b>	<b>233</b>	<b>51</b>	<b>95</b>	<b>905</b>	<b>75.4</b>

### Team Statistics

	FIU	OPP
<b>Scoring</b>	<b>926</b>	<b>905</b>
Points per game	77.2	75.4
Scoring margin	+1.8	-
<b>Field goals-att</b>	<b>344-755</b>	<b>312-663</b>
Field goal pct	.456	.471
<b>3 point fg-att</b>	<b>102-307</b>	<b>88-263</b>
3-point FG pct	.332	.335
3-pt FG made per game	8.5	7.3
<b>Free throws-att</b>	<b>136-204</b>	<b>193-282</b>
Free throw pct	.667	.684
F-Throws made per game	11.3	16.1
<b>Rebounds</b>	<b>406</b>	<b>440</b>
Rebounds per game	33.8	36.7
Rebounding margin	-2.8	-
<b>Assists</b>	<b>191</b>	<b>168</b>
Assists per game	15.9	14.0
<b>Turnovers</b>	<b>198</b>	<b>233</b>
Turnovers per game	16.5	19.4
Turnover margin	+2.9	-
Assist/turnover ratio	1.0	0.7
<b>Steals</b>	<b>152</b>	<b>95</b>
Steals per game	12.7	7.9
<b>Blocks</b>	<b>42</b>	<b>51</b>
Blocks per game	3.5	4.3
<b>Winning streak</b>	<b>1</b>	<b>-</b>
Home win streak	2	-
<b>Attendance</b>	<b>4629</b>	<b>16615</b>
Home games-Avg/Game	5-926	4-4154
Neutral site-Avg/Game	-	3-1277

### Team Results

Date	Opponent		Score	Att.
11/06/2023	at UCF	L	62-85	6225
11/09/2023	Tarleton St.	L	65-82	1242
11/13/2023	at Miami (FL)	L	80-86	6620
11/15/2023	at Houston Christian	W	83-74	609
11/19/2023	vs Akron	L	71-77	1100
11/20/2023	vs Marshall	L	69-80	1200
11/21/2023	vs LMU (CA)	L	60-61	1531
11/26/2023	Kennesaw St.	W	91-84	755
11/29/2023	FGCU	L	65-68	1365
12/02/2023	LIU	W	74-59	681
12/13/2023	at Fla. Atlantic	L	60-94	3161
12/16/2023	Trinity (FL)	W	146-55	586





**2023-24 FIU Men's Basketball  
Team Game-by-Game  
All games**

Opponent	Date	Score		Total		3-Pointers		Free throws		Rebounds				PF	A	TO	BLK	STL	PTS	AVG
				FG-FGA	PCT	3FG-3FGA	PCT	FT-FTA	PCT	OFF	DEF	TOT	AVG							
at UCF	11/06/2023	62-85	L	17-47	.362	4-18	.222	24-32	.750	9	21	30	30.0	18	10	24	2	11	62	62.0
Tarleton St.	11/09/2023	65-82	L	23-58	.397	8-32	.250	11-17	.647	10	15	25	27.5	13	14	21	6	17	65	63.5
at Miami (FL)	11/13/2023	80-86	L	32-71	.451	11-33	.333	5-8	.625	16	18	34	29.7	15	17	10	4	7	80	69.0
at Houston Christian	11/15/2023	83-74	W	30-64	.469	12-31	.387	11-18	.611	16	17	33	30.5	26	20	19	1	15	83	72.5
vs Akron	11/19/2023	71-77	L	23-53	.434	8-20	.400	17-23	.739	6	17	23	29.0	24	15	19	4	14	71	72.2
vs Marshall	11/20/2023	69-80	L	28-69	.406	7-29	.241	6-12	.500	15	19	34	29.8	21	13	16	1	15	69	71.7
vs LMU (CA)	11/21/2023	60-61	L	27-64	.422	3-16	.188	3-6	.500	13	18	31	30.0	18	12	11	2	11	60	70.0
Kennesaw St.	11/26/2023	91-84	W	32-57	.561	7-19	.368	20-28	.714	8	31	39	31.1	22	15	18	6	8	91	72.6
FGCU	11/29/2023	65-68	L	26-56	.464	8-23	.348	5-12	.417	8	20	28	30.8	22	14	16	1	15	65	71.8
LIU	12/02/2023	74-59	W	28-65	.431	4-20	.200	14-22	.636	10	22	32	30.9	16	15	9	5	19	74	72.0
at Fla. Atlantic	12/13/2023	60-94	L	23-65	.354	11-31	.355	3-5	.600	12	15	27	30.5	17	11	17	2	7	60	70.9
Trinity (FL)	12/16/2023	146-55	W	55-86	.640	19-35	.543	17-21	.810	20	50	70	33.8	23	35	18	8	13	146	77.2
<b>Total</b>		<b>926</b>		<b>344-755</b>	<b>.456</b>	<b>102-307</b>	<b>.332</b>	<b>136-204</b>	<b>.667</b>	<b>143</b>	<b>263</b>	<b>406</b>	<b>33.8</b>	<b>235</b>	<b>191</b>	<b>198</b>	<b>42</b>	<b>152</b>	<b>926</b>	<b>77.2</b>
Opponents		905		312-663	.471	88-263	.335	193-282	.684	140	300	440	36.7	189	168	233	51	95	905	75.4

**FIU Averages**

Games Played	Points/game	FG Pct	3FG Pct	FT Pct	Rebounds/game	Assists/game	Turnovers/game	Assist/Turnover ratio	Steals/game	Blocks/game
12	77.2	45.6	33.2	66.7	33.8	15.9	16.5	1.0	12.7	3.5





## 2023-24 Stetson Men's Basketball Combined Team Statistics All games

### Game Records

Record	Overall	Home	Away	Neutral
ALL GAMES	6-5	3-0	1-5	2-0
CONFERENCE	0-0	0-0	0-0	0-0
NON-CONFERENCE	6-5	3-0	1-5	2-0

### Score by Periods

Team	1st	2nd	OT	TOT
Stetson	400	466	0	866
Opponents	350	406	0	756

### Team Box Score

No.	Player	Total			3-Point			F-Throw		Rebounds				Other Stats									
		GP-GS	MIN	AVG	FG-FGA	FG%	3FG-3FGA	3FG%	FT-FTA	FT%	OFF	DEF	TOT	AVG	PF	DQ	A	TO	BLK	STL	PTS	AVG	
5	BLACKMON, Jalen	11-11	359:20	32.7	79-165	.479	42-88	.477	43-45	.956	13	15	28	2.5	13	0	19	21	1	11	243	22.1	
30	SWENSON, Stephan	11-11	336:53	30.6	44-113	.389	9-43	.209	24-25	.960	9	45	54	4.9	22	2	64	34	0	17	121	11.0	
21	GATERETSE, Aubin	11-11	240:01	21.8	54-77	.701	0-1	.000	13-22	.591	30	49	79	7.2	32	1	7	15	17	0	121	11.0	
0	OGLESBY, Alec	10-10	284:11	28.4	29-74	.392	18-50	.360	15-16	.938	11	35	46	4.6	20	1	17	13	2	4	91	9.1	
1	GROSS, Tristan	11-3	226:54	20.6	21-51	.412	15-37	.405	4-4	1.000	6	21	27	2.5	12	0	10	6	1	6	61	5.5	
42	THOMPSON, Treyton	11-9	231:46	21.1	26-51	.510	5-17	.294	3-5	.600	13	37	50	4.5	12	0	12	8	2	1	60	5.5	
14	HUXTABLE, Jackson	3-0	18:33	6.2	6-12	.500	3-5	.600	0-1	.000	0	0	0	0.0	1	0	0	0	1	3	15	5.0	
10	HARRISON, Cyncier	5-0	78:33	15.7	7-23	.304	3-12	.250	5-6	.833	1	4	5	1.0	1	0	8	7	0	5	22	4.4	
25	LEWIS, Naeem	7-0	39:41	5.7	9-14	.643	3-7	.429	4-5	.800	1	4	5	0.7	6	0	5	1	0	7	25	3.6	
4	JONES, Isaac	3-0	26:19	8.8	3-11	.273	2-5	.400	2-2	1.000	1	5	6	2.0	1	0	1	2	0	0	10	3.3	
3	VALDEZ, GianCarlo	11-0	102:10	9.3	11-21	.524	2-7	.286	9-13	.692	5	13	18	1.6	10	0	14	4	1	3	33	3.0	
24	SHERIDAN, Finley	9-0	81:53	9.1	11-17	.647	2-5	.400	0-0	.000	8	20	28	3.1	17	0	9	6	0	3	24	2.7	
2	KANNO, Bruce	6-0	37:54	6.3	7-10	.700	0-0	.000	0-2	.000	3	6	9	1.5	6	0	3	1	2	0	14	2.3	
33	BABUSIAK, Landen	3-0	15:25	5.1	3-6	.500	0-0	.000	0-2	.000	2	4	6	2.0	0	0	2	0	1	2	6	2.0	
13	DOYLE, Alex	11-0	120:26	10.9	8-29	.276	4-18	.222	0-1	.000	2	12	14	1.3	8	0	6	4	0	3	20	1.8	
Team											13	20	33				7						
<b>Total</b>		<b>11</b>	<b>2200</b>		<b>318-674</b>	<b>.472</b>	<b>108-295</b>	<b>.366</b>	<b>122-149</b>	<b>.819</b>	<b>118</b>	<b>290</b>	<b>408</b>	<b>37.1</b>	<b>161</b>	<b>4</b>	<b>177</b>	<b>129</b>	<b>28</b>	<b>65</b>	<b>866</b>	<b>78.7</b>	
<b>Opponents</b>		<b>11</b>	<b>2200</b>		<b>276-684</b>	<b>.404</b>	<b>85-281</b>	<b>.302</b>	<b>119-173</b>	<b>.688</b>	<b>140</b>	<b>248</b>	<b>388</b>	<b>35.3</b>	<b>168</b>	<b>1</b>	<b>158</b>	<b>119</b>	<b>30</b>	<b>72</b>	<b>756</b>	<b>68.7</b>	

### Team Statistics

	STET	OPP
<b>Scoring</b>	<b>866</b>	<b>756</b>
Points per game	78.7	68.7
Scoring margin	+10.0	-
<b>Field goals-att</b>	<b>318-674</b>	<b>276-684</b>
Field goal pct	.472	.404
<b>3 point fg-att</b>	<b>108-295</b>	<b>85-281</b>
3-point FG pct	.366	.302
3-pt FG made per game	9.8	7.7
<b>Free throws-att</b>	<b>122-149</b>	<b>119-173</b>
Free throw pct	.819	.688
F-Throws made per game	11.1	10.8
<b>Rebounds</b>	<b>408</b>	<b>388</b>
Rebounds per game	37.1	35.3
Rebounding margin	+1.8	-
<b>Assists</b>	<b>177</b>	<b>158</b>
Assists per game	16.1	14.4
<b>Turnovers</b>	<b>129</b>	<b>119</b>
Turnovers per game	11.7	10.8
Turnover margin	-0.9	-
Assist/turnover ratio	1.4	1.3
<b>Steals</b>	<b>65</b>	<b>72</b>
Steals per game	5.9	6.5
<b>Blocks</b>	<b>28</b>	<b>30</b>
Blocks per game	2.5	2.7
<b>Winning streak</b>	<b>0</b>	<b>-</b>
Home win streak	3	-
<b>Attendance</b>	<b>1475</b>	<b>21859</b>
Home games-Avg/Game	3-492	6-3643
Neutral site-Avg/Game	-	2-1828

### Team Results

Date	Opponent		Score	Att.
11/06/2023	Trinity Baptist	W	109-54	568
11/11/2023	at UNLV	L	55-71	5003
11/13/2023	at Houston	L	48-79	7104
11/20/2023	vs Milwaukee	W	85-67	2153
11/21/2023	vs Central Mich.	W	71-61	1502
11/26/2023	at UCF	W	85-82	5089
11/29/2023	Coastal Ga.	W	94-49	490
12/03/2023	at Chicago St.	L	54-77	116
12/05/2023	at Charlotte	L	62-85	2708
12/10/2023	Johnson (FL)	W	123-43	417
12/17/2023	at Omaha	L	80-88	1839





**2023-24 Stetson Men's Basketball  
Team Game-by-Game  
All games**

Opponent	Date	Score	Total		3-Pointers		Free throws		Rebounds										
			FG-FGA	PCT	3FG-3FGA	PCT	FT-FTA	PCT	OFF	DEF	TOT	AVG	PF	A	TO	BLK	STL	PTS	AVG
Trinity Baptist	11/06/2023	109-54 W	44-85	.518	13-35	.371	8-12	.667	21	45	66	66.0	12	22	10	6	8	109	109.0
at UNLV	11/11/2023	55-71 L	21-66	.318	7-31	.226	6-9	.667	17	25	42	54.0	12	13	11	2	0	55	82.0
at Houston	11/13/2023	48-79 L	18-41	.439	9-18	.500	3-5	.600	4	17	21	43.0	15	13	23	0	3	48	70.7
vs Milwaukee	11/20/2023	85-67 W	33-60	.550	10-24	.417	9-9	1.000	11	30	41	42.5	15	22	12	4	6	85	74.3
vs Central Mich.	11/21/2023	71-61 W	27-53	.509	9-24	.375	8-12	.667	9	26	35	41.0	10	15	10	2	3	71	73.6
at UCF	11/26/2023	85-82 W	25-53	.472	13-30	.433	22-24	.917	6	26	32	39.5	22	17	17	2	6	85	75.5
Coastal Ga.	11/29/2023	94-49 W	34-71	.479	13-32	.406	13-17	.765	13	35	48	40.7	8	20	5	2	10	94	78.1
at Chicago St.	12/03/2023	54-77 L	22-54	.407	3-25	.120	7-11	.636	10	14	24	38.6	14	9	14	2	8	54	75.1
at Charlotte	12/05/2023	62-85 L	20-51	.392	6-19	.316	16-17	.941	4	16	20	36.6	13	8	10	2	2	62	73.7
Johnson (FL)	12/10/2023	123-43 W	48-80	.600	15-33	.455	12-12	1.000	15	39	54	38.3	13	24	7	4	11	123	78.6
at Omaha	12/17/2023	80-88 L	26-60	.433	10-24	.417	18-21	.857	8	17	25	37.1	27	14	10	2	8	80	78.7
<b>Total</b>		<b>866</b>	<b>318-674</b>	<b>.472</b>	<b>108-295</b>	<b>.366</b>	<b>122-149</b>	<b>.819</b>	<b>118</b>	<b>290</b>	<b>408</b>	<b>37.1</b>	<b>161</b>	<b>177</b>	<b>129</b>	<b>28</b>	<b>65</b>	<b>866</b>	<b>78.7</b>
Opponents		756	276-684	.404	85-281	.302	119-173	.688	140	248	388	35.3	168	158	119	30	72	756	68.7

**Stetson Averages**

Games Played	Points/game	FG Pct	3FG Pct	FT Pct	Rebounds/game	Assists/game	Turnovers/game	Assist/Turnover ratio	Steals/game	Blocks/game
11	78.7	47.2	36.6	81.9	37.1	16.1	11.7	1.4	5.9	2.5





Officials: Keith Kimble, Kevin Mathis, James Hicks

FIU - 62

Record: 0-1

NO.	Name	Min	FG			Rebounds			Fouls		TP	AS	TO	ST	Blocks		+/-
			M-A	M-A	M-A	OR	DR	TOT	PF	FD					BS	BA	
21	Jonathan Aybar	F 21:57	2-5	0-3	0-0	0	2	2	4	1	4	0	4	0	0	0	-14
4	Seth Pinkney	C 15:50	0-1	0-0	6-8	1	2	3	2	4	6	0	0	0	1	0	-17
1	Dashon Gittens	G 31:33	3-12	1-3	4-4	0	1	1	2	2	11	2	2	2	0	3	-20
2	Arturo Dean	G 20:55	1-7	0-2	0-0	1	3	4	5	0	2	4	4	3	0	1	-20
23	Petar Krivokapic	G 30:38	4-6	0-2	2-3	1	4	5	2	1	10	0	4	2	0	0	-21
3	Javaunte Hawkins	15:39	3-4	3-3	0-0	0	1	1	2	1	9	1	7	0	0	0	-7
11	Jayden Brewer	22:32	2-5	0-2	5-7	1	5	6	0	5	9	1	0	0	0	1	-2
12	Dante Wilcox	08:12	0-0	0-0	0-0	0	0	0	0	2	0	0	1	2	0	0	6
33	Mohamed Sanogo	15:11	2-4	0-0	3-6	2	1	3	1	3	7	0	0	0	1	0	-10
31	George Pridgett Jr.	09:45	0-2	0-2	4-4	0	0	0	0	2	4	2	1	2	0	0	-1
24	Jaden Grant	01:56	0-0	0-0	0-0	0	0	0	0	0	0	0	1	0	0	0	-7
5	Jaidon Lipscomb	05:52	0-1	0-1	0-0	0	0	0	0	0	0	0	0	0	0	0	-2
Team						3	2	5			0		0				
<b>Totals</b>			17-47	4-18	24-32	9	21	30	18	21	62	10	24	11	2	5	-23

Shooting By Period		
1 <sup>st</sup> FG%	5-20	25.0%
3PT%	2-8	25.0%
FT%	9-14	64.3%
2 <sup>nd</sup> FG%	12-27	44.4%
3PT%	2-10	20.0%
FT%	15-18	83.3%
GM FG%	17-47	36.2%
3PT%	4-18	22.2%
FT%	24-32	75.0%

Dead Ball Rebounds: 5, 0

Technical Fouls::NONE

UCF - 85

Record: 1-0

NO.	Name	Min	FG			Rebounds			Fouls		TP	AS	TO	ST	Blocks		+/-
			M-A	M-A	M-A	OR	DR	TOT	PF	FD					BS	BA	
5	Omar Payne	F 15:05	1-2	0-0	2-2	2	4	6	5	1	4	0	0	1	2	0	12
2	Shemarri Allen	G 29:16	3-7	0-1	2-3	2	3	5	2	4	8	5	2	3	0	1	21
3	Darius Johnson	G 31:19	5-12	3-8	2-4	1	3	4	3	3	15	4	6	2	0	0	20
12	DeMarr Langford Jr.	G 26:06	2-4	0-0	1-4	0	1	1	3	3	5	3	0	2	0	0	31
24	Jaylin Sellers	G 32:06	8-15	1-4	6-7	2	4	6	1	5	23	2	2	3	0	1	20
4	Comeh Emuobor	06:18	0-2	0-1	0-0	0	1	1	1	0	0	0	0	0	0	0	0
10	Mintautas Mockus	07:00	1-4	0-3	0-0	1	0	1	2	0	2	0	0	1	0	0	-12
20	Poohpha Warakulnukroh	00:38	0-0	0-0	0-0	0	0	0	0	0	0	0	0	0	0	0	0
11	Ibrahima Diallo	10:37	3-4	0-0	1-1	1	2	3	0	1	7	0	0	1	3	0	8
22	Nils Machowski	08:41	1-2	1-2	2-2	1	0	1	0	1	5	1	2	1	0	0	3
15	Tyler Hendricks	14:16	3-4	1-2	0-0	1	3	4	2	0	7	1	2	0	0	0	7
31	Thierno Sylla	18:00	4-6	1-3	0-0	1	1	2	2	0	9	0	3	2	0	0	4
0	Charlie May	00:38	0-0	0-0	0-0	0	0	0	0	0	0	0	0	0	0	0	1
Team						1	2	3			0		1				
<b>Totals</b>			31-62	7-24	16-23	13	24	37	21	18	85	16	18	16	5	2	23

Shooting By Period		
1 <sup>st</sup> FG%	19-39	48.7%
3PT%	4-14	28.6%
FT%	1-3	33.3%
2 <sup>nd</sup> FG%	12-23	52.2%
3PT%	3-10	30.0%
FT%	15-20	75%
GM FG%	31-62	50.0%
3PT%	7-24	29.2%
FT%	16-23	69.6%

Dead Ball Rebounds: 4, 0

Technical Fouls::NONE

	FIU	UCF
Biggest lead	2 (1 <sup>st</sup> 19:08)	30 (2 <sup>nd</sup> 16:11)
Best Scoring Run	6 (2 <sup>nd</sup> 13:43)	12 (2 <sup>nd</sup> 19:21)
Lead Changes	1	
Times Tied	1	
Time with Lead	00:22	38:25

	FIU	UCF
Points from	18	22
Turnovers	26	46
Paint	5	20
Second Chance	24	21
Fast Breaks	29	30
Bench		

	Period by Period Scoring		
	1st	2nd	TOT
FIU	21	41	62
UCF	43	42	85





Officials: Rick Crawford, Jamie Luckie, Kenneth Moreland

**Tarleton St. - 82**

Record: 1-1

NO.	Name	F	Min	FG	3P	FT	Rebounds			Fouls		TP	AS	TO	ST	Blocks		+/-
				M-A	M-A	M-A	OR	DR	TOT	PF	FD					BS	BA	
6	Jakorie Smith	F	37:10	12-20	6-10	4-6	2	6	8	1	3	34	2	2	6	2	0	20
9	Emmanuel Innocenti	F	27:40	2-3	0-1	1-2	1	6	7	3	1	5	0	5	0	0	0	13
4	Lue Williams	G	38:29	5-11	0-2	1-2	2	6	8	3	2	11	5	5	2	2	1	23
11	Bubu Benjamin	G	13:03	0-3	0-1	1-2	2	2	4	3	2	1	3	2	1	0	1	6
13	Devon Barnes	G	39:20	5-10	2-5	2-2	1	1	2	2	1	14	5	3	2	0	2	18
0	Izzy Miles		11:03	0-2	0-0	0-0	0	0	0	0	0	0	0	1	0	0	0	6
10	Adam Moussa		01:05	0-0	0-0	0-0	0	0	0	0	0	0	0	2	1	0	0	-3
5	KiAndre Gaddy		28:28	7-10	0-0	3-4	9	5	14	3	4	17	0	1	1	2	2	5
22	Jalen Thomas		03:42	0-1	0-0	0-0	0	0	0	2	0	0	0	2	0	0	0	-3
Team												0			3			
<b>Totals</b>				31-60	8-19	12-18	19	28	47	17	13	82	15	26	13	6	6	17

Shooting By Period		
1 <sup>st</sup> FG%	18-38	47.4%
3PT%	5-13	38.5%
FT%	3-4	75%
2 <sup>nd</sup> FG%	13-22	59.1%
3PT%	3-6	50.0%
FT%	9-14	64.3%
GM FG%	31-60	51.7%
3PT%	8-19	42.1%
FT%	12-18	66.7%

Dead Ball Rebounds: 1, 0

Technical Fouls: Williams 1<sup>st</sup>10:36

**FIU - 65**

Record: 0-2

NO.	Name	F	Min	FG	3P	FT	Rebounds			Fouls		TP	AS	TO	ST	Blocks		+/-
				M-A	M-A	M-A	OR	DR	TOT	PF	FD					BS	BA	
21	Jonathan Aybar	F	26:45	4-8	2-3	4-4	2	3	5	2	4	14	2	5	4	1	0	4
4	Seth Pinkney	C	10:56	1-2	0-0	2-2	0	0	0	2	1	4	0	2	0	1	0	-15
1	Dashon Gittens	G	34:08	2-6	1-5	3-4	1	0	1	4	4	8	2	1	4	0	0	-7
2	Arturo Dean	G	28:01	6-12	2-6	0-0	1	1	2	2	1	14	4	4	3	0	0	1
23	Petar Krivokapic	G	18:41	0-5	0-4	0-0	1	2	3	0	1	0	0	1	1	0	1	-23
3	Javaunte Hawkins		18:39	1-5	0-4	0-0	0	2	2	0	1	2	0	2	1	0	1	-21
11	Jayden Brewer		22:57	4-10	1-4	1-5	1	3	4	0	3	10	0	4	3	2	3	-8
33	Mohamed Sanogo		21:20	3-4	0-0	0-0	2	1	3	2	0	6	4	0	1	1	1	-7
31	George Pridgett Jr.		12:56	2-4	2-4	1-2	0	1	1	0	1	7	0	1	0	1	0	-9
5	Jaidon Lipscomb		05:37	0-2	0-2	0-0	0	0	0	1	0	0	2	0	0	0	0	0
Team												0			1			
<b>Totals</b>				23-58	8-32	11-17	10	15	25	13	16	65	14	21	17	6	6	-17

Shooting By Period		
1 <sup>st</sup> FG%	12-27	44.4%
3PT%	3-12	25.0%
FT%	11-16	68.8%
2 <sup>nd</sup> FG%	11-31	35.5%
3PT%	5-20	25.0%
FT%	0-1	0%
GM FG%	23-58	39.7%
3PT%	8-32	25.0%
FT%	11-17	64.7%

Dead Ball Rebounds: 3, 0

Technical Fouls: NONE

	TSU	FIU
Biggest lead	21 (2 <sup>nd</sup> 2:19)	0 (1 <sup>st</sup> 20:00)
Best Scoring Run	8 (1 <sup>st</sup> 13:54)	11 (1 <sup>st</sup> 1:30)
Lead Changes	0	
Times Tied	1	
Time with Lead	38:36	00:00

	TSU	FIU
Points from		
Turnovers	24	18
Paint	46	30
Second Chance	19	9
Fast Breaks	9	10
Bench	17	25

	Period by Period Scoring		
	1st	2nd	TOT
TSU	44	38	82
FIU	38	27	65





Officials: Ron Groover, Pat Adams, Tony Henderson

FIU - 80

Record: 0-3

NO.	Name	F/C	Min	FG		3P		FT		Rebounds			Fouls		TP	AS	TO	ST	Blocks		+/-
				M-A	M-A	M-A	OR	DR	TOT	PF	FD	BS	BA								
21	Jonathan Aybar	F	25:50	2-4	0-2	0-0	4	2	6	1	2	4	2	2	2	2	2	2	2	0	4
4	Seth Pinkney	C	17:54	3-3	0-0	1-2	3	3	6	2	2	7	2	1	0	1	0	1	0	1	
1	Dashon Gittens	G	32:58	6-14	2-7	0-0	1	1	2	2	0	14	1	1	1	0	0	10			
2	Arturo Dean	G	28:18	7-16	3-5	2-3	1	4	5	2	2	19	6	2	2	0	2	1			
23	Petar Krivokapic	G	26:58	1-8	0-7	0-0	1	0	1	1	0	2	2	1	1	0	0	1			
3	Javaunte Hawkins		15:42	4-8	3-7	0-0	0	1	1	0	0	11	0	1	0	0	1	-19			
11	Jayden Brewer		10:48	3-6	0-1	0-0	1	0	1	0	0	6	1	1	0	0	1	-19			
33	Mohamed Sanogo		19:47	3-5	0-0	2-3	2	3	5	3	2	8	1	0	0	1	0	-5			
12	Dante Wilcox		10:55	0-1	0-0	0-0	2	1	3	2	0	0	2	0	1	0	0	-15			
31	George Pridgett Jr.		10:50	3-6	3-4	0-0	0	1	1	2	1	9	0	0	0	0	1	11			
Team										1	2	3	0		1						
<b>Totals</b>				32-71	11-33	5-8	16	18	34	15	9	80	17	10	7	4	5	-6			

Shooting By Period		
1 <sup>st</sup> FG%	15-35	42.9%
3PT%	7-17	41.2%
FT%	2-3	66.7%
2 <sup>nd</sup> FG%	17-36	47.2%
3PT%	4-16	25.0%
FT%	3-5	60%
GM FG%	32-71	45.1%
3PT%	11-33	33.3%
FT%	5-8	62.5%

Dead Ball Rebounds: 1, 0

Technical Fouls::NONE

#12 Miami (FL) - 86

Record: 3-0

NO.	Name	F/C	Min	FG		3P		FT		Rebounds			Fouls		TP	AS	TO	ST	Blocks		+/-
				M-A	M-A	M-A	OR	DR	TOT	PF	FD	BS	BA								
15	Norchad Omier	F	23:33	2-6	0-1	2-2	4	7	11	4	1	6	2	3	2	2	1	-5			
0	Matthew Cleveland	G	35:18	8-10	3-3	4-5	2	5	7	0	5	23	4	1	0	0	1	5			
4	Bensley Joseph	G	37:58	6-9	4-5	2-2	0	1	1	2	1	18	4	2	2	1	0	6			
5	Wooga Poplar	G	36:03	6-11	4-6	2-2	0	6	6	2	3	18	4	5	2	0	1	8			
24	Nijel Pack	G	36:05	7-13	2-6	1-3	0	2	2	1	4	17	5	3	2	0	0	-2			
1	Michael Nwoko		12:37	1-1	0-0	0-0	0	1	1	0	0	2	0	0	0	1	0	-3			
7	Kyshawn George		03:55	0-2	0-0	0-0	0	2	2	0	1	0	0	0	0	0	1	8			
3	Christian Watson		06:16	0-0	0-0	0-0	0	0	0	0	0	0	1	0	0	0	0	0			
23	AJ Casey		08:15	1-1	0-0	0-0	0	1	1	0	0	2	0	0	0	1	0	13			
Team										1	0	1	0		0						
<b>Totals</b>				31-53	13-21	11-14	7	25	32	9	15	86	20	14	8	5	4	6			

Shooting By Period		
1 <sup>st</sup> FG%	15-30	50.0%
3PT%	7-11	63.6%
FT%	4-5	80%
2 <sup>nd</sup> FG%	16-23	69.6%
3PT%	6-10	60.0%
FT%	7-9	77.8%
GM FG%	31-53	58.5%
3PT%	13-21	61.9%
FT%	11-14	78.6%

Dead Ball Rebounds: 0, 0

Technical Fouls::NONE

	FIU	MIA
Biggest lead	12 (2 <sup>nd</sup> 16:10)	17 (1 <sup>st</sup> 9:56)
Best Scoring Run	17(2 <sup>nd</sup> 16:10)	19(2 <sup>nd</sup> 11:29)
Lead Changes	3	
Times Tied	2	
Time with Lead	07:46	30:24

Points from	FIU	MIA
Turnovers	20	15
Paint	40	26
Second Chance	24	2
Fast Breaks	2	28
Bench	34	4

	Period by Period Scoring		
	1st	2nd	TOT
FIU	39	41	80
MIA	41	45	86





Official Basketball Box Score - Final  
**FIU at Houston Christian**  
 11/15/23 Sharp Gymnasium, Houston  
 2023-24 Men's Basketball

Game Time: 7:00 PM  
 Game Duration: 2:13  
 Attendance: 609

Officials: Rod Dixon, Joe Wilbert, Brent Simmons

FIU - 83

Record: 1-3

NO.	Name	Min	FG			Rebounds			Fouls		TP	AS	TO	ST	Blocks		+/-
			M-A	M-A	M-A	OR	DR	TOT	PF	FD					BS	BA	
21	Jonathan Aybar	F 29:58	4-7	1-2	2-3	3	5	8	2	5	11	6	5	3	0	0	15
4	Seth Pinkney	C 03:02	0-0	0-0	0-0	0	0	0	5	0	0	0	1	0	0	0	-7
1	Dashon Gittens	G 34:24	7-14	4-6	2-2	4	4	8	2	4	20	5	2	1	0	2	8
2	Arturo Dean	G 34:15	7-11	1-2	3-6	1	1	2	0	4	18	6	3	6	0	2	11
23	Petar Krivokapic	G 23:15	4-9	3-6	2-3	1	0	1	2	1	13	0	2	0	1	0	7
33	Mohamed Sanogo	15:46	2-3	0-0	0-0	2	4	6	5	0	4	0	2	2	0	0	7
11	Jayden Brewer	14:45	1-3	0-1	1-2	0	0	0	3	1	3	1	1	0	0	0	-6
31	George Pridgett Jr.	09:03	0-5	0-5	0-0	0	1	1	0	0	0	0	0	0	0	0	1
3	Javaunte Hawkins	13:37	1-5	1-5	0-0	1	1	2	2	0	3	1	1	1	0	1	3
12	Dante Wilcox	11:18	0-1	0-0	1-2	1	0	1	5	1	1	1	2	0	0	0	6
0	Okechukwu Okeke	01:27	1-2	0-1	0-0	0	0	0	0	0	2	0	0	0	0	0	-3
5	Jaidon Lipscomb	09:10	3-4	2-3	0-0	0	0	0	0	0	8	0	0	2	0	0	3
10	Travis Gray	00:00	0-0	0-0	0-0	0	0	0	0	0	0	0	0	0	0	0	0
Team						3	1	4			0						
<b>Totals</b>			30-64	12-31	11-18	16	17	33	26	16	83	20	19	15	1	5	9

Shooting By Period		
1 <sup>st</sup> FG%	13-29	44.8%
3PT%	5-15	33.3%
FT%	9-15	60%
2 <sup>nd</sup> FG%	17-35	48.6%
3PT%	7-16	43.8%
FT%	2-3	66.7%
GM FG%	30-64	46.9%
3PT%	12-31	38.7%
FT%	11-18	61.1%

Dead Ball Rebounds: 3, 0

Technical Fouls: Sanogo 1<sup>st</sup>8:08 Aybar 1<sup>st</sup>0:03 Okeke 2<sup>nd</sup>17:19

Houston Christian - 74

Record: 0-2

NO.	Name	Min	FG			Rebounds			Fouls		TP	AS	TO	ST	Blocks		+/-
			M-A	M-A	M-A	OR	DR	TOT	PF	FD					BS	BA	
4	Bonke Maring	F 31:33	3-4	0-0	0-0	2	9	11	2	3	6	4	3	1	0	0	-9
11	Tristan Moore	F 18:56	2-4	1-2	3-3	0	2	2	0	2	8	1	2	0	0	0	-7
33	Michael Imariagbe	F 33:40	6-7	0-0	2-6	1	4	5	1	4	14	1	6	0	4	0	-14
2	Pierce Bazil	G 38:11	6-15	0-5	4-8	3	1	4	2	5	16	3	7	2	0	0	-9
10	Marcus Greene	G 29:40	4-6	1-1	0-0	0	3	3	3	3	9	2	2	0	0	0	-1
8	Bruce Carpenter	24:40	4-8	0-2	7-9	2	1	3	3	5	15	3	2	0	1	0	2
20	Chigozie Achara	10:44	2-2	0-0	2-2	1	1	2	3	2	6	0	1	0	0	0	4
24	Jake Arnold	02:30	0-0	0-0	0-2	0	0	0	1	1	0	0	1	0	0	0	-5
7	Dominic Capriotti	06:13	0-3	0-3	0-0	0	0	0	0	0	0	0	1	0	0	1	-6
5	Porter Bazil	03:53	0-1	0-1	0-0	1	0	1	2	0	0	0	1	0	0	0	0
Team						2	0	2			0						
<b>Totals</b>			27-50	2-14	18-30	12	21	33	17	25	74	14	26	3	5	1	-9

Shooting By Period		
1 <sup>st</sup> FG%	10-23	43.5%
3PT%	1-9	11.1%
FT%	9-15	60%
2 <sup>nd</sup> FG%	17-27	63.0%
3PT%	1-5	20.0%
FT%	9-15	60%
GM FG%	27-50	54.0%
3PT%	2-14	14.3%
FT%	18-30	60.0%

Dead Ball Rebounds: 6, 1

Technical Fouls: Achara 1<sup>st</sup>8:08

	FIU	HCU
Biggest lead	18 (2 <sup>nd</sup> 18:31)	6 (1 <sup>st</sup> 11:50)
Best Scoring Run	9 (1 <sup>st</sup> 4:34)	6 (1 <sup>st</sup> 11:50)
Lead Changes	5	
Times Tied	5	
Time with Lead	28:13	08:12

Points from	FIU	HCU
Turnovers	33	16
Paint	32	46
Second Chance	13	14
Fast Breaks	13	8
Bench	21	21

	Period by Period Scoring		
	1st	2nd	TOT
FIU	40	43	83
HCU	30	44	74





Official Basketball Box Score - Final

**FIU at Akron**

11/19/23 John Gray Gymnasium, George Town, Cayman Islands  
2023-24 Men's Basketball

Game Time: 7:30 PM

Game Duration: 2:08

Attendance: 1,100

Officials: Jeff Anderson, Tony Chiazza, Matt Potter

FIU - 71

Record: 1-4

NO.	Name	Min	FG			Rebounds			Fouls		TP	AS	TO	ST	Blocks		+/-
			M-A	M-A	M-A	OR	DR	TOT	PF	FD					BS	BA	
21	Jonathan Aybar	F 15:04	2-3	0-0	3-3	0	2	2	5	3	7	0	2	2	0	0	14
4	Seth Pinkney	C 12:26	0-1	0-0	0-0	0	0	0	4	0	0	0	0	0	2	0	7
1	Dashon Gittens	G 29:28	1-5	0-3	5-5	1	1	2	4	3	7	4	2	4	1	0	3
2	Arturo Dean	G 35:10	5-11	2-3	2-5	0	5	5	2	4	14	9	6	4	0	0	3
23	Petar Krivokapic	G 31:16	9-10	5-6	3-3	1	1	2	0	5	26	1	0	2	0	0	-8
33	Mohamed Sanogo	19:17	3-7	0-0	1-3	1	2	3	3	2	7	1	4	0	0	0	-17
3	Javaunte Hawkins	24:13	1-5	1-3	3-4	0	4	4	3	3	6	0	1	1	0	1	-14
11	Jayden Brewer	11:45	0-5	0-3	0-0	0	0	0	3	1	0	0	1	0	0	1	-3
12	Dante Wilcox	09:51	1-2	0-0	0-0	1	0	1	0	0	2	0	0	0	1	0	-9
31	George Pridgett Jr.	07:33	1-3	0-1	0-0	0	1	1	0	0	2	0	0	1	0	0	0
24	Jaden Grant	00:55	0-0	0-0	0-0	0	0	0	0	0	0	0	1	0	0	0	-4
5	Jaidon Lipscomb	03:02	0-1	0-1	0-0	0	0	0	0	0	0	0	0	0	0	0	-2
Team						2	1	3			0			2			
<b>Totals</b>			23-53	8-20	17-23	6	17	23	24	21	71	15	19	14	4	2	-6

Shooting By Period		
1st FG%	11-23	47.8%
3PT%	2-7	28.6%
FT%	4-7	57.1%
2nd FG%	12-30	40.0%
3PT%	6-13	46.2%
FT%	13-16	81.3%
GM FG%	23-53	43.4%
3PT%	8-20	40.0%
FT%	17-23	73.9%

Dead Ball Rebounds: 4, 1

Technical Fouls::NONE

Akron - 77

Record: 4-0

NO.	Name	Min	FG			Rebounds			Fouls		TP	AS	TO	ST	Blocks		+/-
			M-A	M-A	M-A	OR	DR	TOT	PF	FD					BS	BA	
11	Sammy Hunter	F 14:31	3-7	1-4	2-2	1	0	1	4	2	9	1	2	0	0	0	-17
25	Enrique Freeman	F 33:40	8-14	2-2	9-13	4	10	14	4	12	27	0	5	2	1	2	4
2	Greg Tribble	G 30:27	0-3	0-1	3-4	1	1	2	2	3	3	3	3	0	1	1	9
5	Tavari Johnson	G 18:59	2-4	1-2	0-0	0	1	1	2	0	5	2	1	0	0	1	-10
34	Nate Johnson	G 26:02	4-7	1-2	1-3	1	3	4	3	3	10	2	1	2	0	0	-7
22	Mikal Dawson	31:52	3-8	3-8	0-1	0	4	4	1	2	9	3	4	0	0	0	15
1	Shammah Scott	23:45	3-6	0-3	0-0	1	1	2	4	1	6	2	2	1	0	0	16
3	Kaleb Thornton	20:44	3-5	2-3	0-2	0	2	2	1	1	8	3	1	1	0	0	20
Team						7	4	11			0			0			
<b>Totals</b>			26-54	10-25	15-25	15	26	41	21	24	77	16	19	6	2	4	6

Shooting By Period		
1st FG%	13-27	48.1%
3PT%	4-13	30.8%
FT%	5-9	55.6%
2nd FG%	13-27	48.1%
3PT%	6-12	50.0%
FT%	10-16	62.5%
GM FG%	26-54	48.1%
3PT%	10-25	40.0%
FT%	15-25	60.0%

Dead Ball Rebounds: 5, 0

Technical Fouls::NONE

	FIU	AKRON
Biggest lead	5 (1 <sup>st</sup> 16:05)	9 (2 <sup>nd</sup> 0:23)
Best Scoring Run	8(2 <sup>nd</sup> 7:23)	10(1 <sup>st</sup> 2:06)
Lead Changes	7	
Times Tied	11	
Time with Lead	10:38	22:16

Points from	FIU	AKRON
Turnovers	22	18
Paint	26	32
Second Chance	5	9
Fast Breaks	22	14
Bench	17	23

	Period by Period Scoring		
	1st	2nd	TOT
FIU	28	43	71
AKRON	35	42	77





**Marshall at FIU**

11/20/23 John Gray Gymnasium, George Town, Cayman Islands  
2023-24 Men's Basketball

Officials: Mike Reed, John Gafney, Tony Henderson

**Marshall - 80**

Record: 2-2

NO.	Name	Min	FG	3P	FT	Rebounds			Fouls		TP	AS	TO	ST	Blocks		+/-
			M-A	M-A	M-A	OR	DR	TOT	PF	FD					BS	BA	
2	Wyatt Fricks	F 29:12	6-8	1-1	2-2	0	4	4	1	1	15	0	2	0	1	0	5
4	Jacob Conner	F 24:42	6-9	3-5	0-0	0	1	1	2	1	15	4	3	0	1	0	5
41	Nate Martin	F 35:16	4-6	0-0	4-4	3	8	11	3	5	12	3	1	0	2	0	4
0	Kevon Voyles	G 20:44	3-7	1-5	11-12	1	3	4	2	6	18	0	4	3	0	0	5
11	Kamdyn Curfman	G 29:40	2-9	1-8	0-0	0	1	1	1	2	5	4	4	2	0	0	2
5	Cameron Crawford	18:13	3-9	1-3	0-0	0	0	0	0	1	7	2	1	0	0	1	13
14	Ryan Nutter	24:45	0-2	0-2	2-2	1	2	3	1	3	2	3	2	0	0	0	10
21	Goran Miladinovic	17:28	2-2	0-0	2-2	1	6	7	3	2	6	3	2	1	0	0	11
Team						2	3	5			0	0					
<b>Totals</b>			26-52	7-24	21-22	8	28	36	13	21	80	19	19	6	4	1	11

Shooting By Period		
1 <sup>st</sup> FG%	17-33	51.5%
3PT%	6-15	40.0%
FT%	4-4	100%
2 <sup>nd</sup> FG%	9-19	47.4%
3PT%	1-9	11.1%
FT%	17-18	94.4%
GM FG%	26-52	50.0%
3PT%	7-24	29.2%
FT%	21-22	95.5%

Dead Ball Rebounds: 0, 0

Technical Fouls::NONE

**FIU - 69**

Record: 1-5

NO.	Name	Min	FG	3P	FT	Rebounds			Fouls		TP	AS	TO	ST	Blocks		+/-
			M-A	M-A	M-A	OR	DR	TOT	PF	FD					BS	BA	
21	Jonathan Aybar	F 32:41	6-9	0-1	1-2	3	2	5	3	5	13	1	2	2	0	0	-4
4	Seth Pinkney	C 15:34	2-3	0-0	1-2	1	2	3	1	3	5	2	0	1	0	0	7
1	Dashon Gittens	G 27:18	3-9	1-6	0-0	0	2	2	4	0	7	3	2	3	0	1	-8
2	Arturo Dean	G 29:48	5-14	1-3	0-0	2	4	6	5	0	11	4	6	2	0	1	-13
23	Petar Krivokapic	G 31:45	4-14	2-10	2-2	1	3	4	2	2	12	2	1	4	0	1	-1
33	Mohamed Sanogo	08:05	1-2	0-0	0-0	2	3	5	0	0	2	0	1	0	1	0	-14
3	Javaunte Hawkins	21:28	3-8	3-7	1-2	0	0	0	2	1	10	0	1	1	0	0	-1
11	Jayden Brewer	16:00	4-9	0-1	1-4	4	0	4	1	2	9	0	1	1	0	1	-5
12	Dante Wilcox	11:20	0-0	0-0	0-0	1	1	2	3	0	0	0	1	0	0	0	-11
31	George Pridgett Jr.	06:01	0-1	0-1	0-0	0	0	0	0	0	0	1	0	1	0	0	-5
Team						1	2	3			0	1					
<b>Totals</b>			28-69	7-29	6-12	15	19	34	21	13	69	13	16	15	1	4	-11

Shooting By Period		
1 <sup>st</sup> FG%	11-31	35.5%
3PT%	2-12	16.7%
FT%	1-2	50%
2 <sup>nd</sup> FG%	17-38	44.7%
3PT%	5-17	29.4%
FT%	5-10	50%
GM FG%	28-69	40.6%
3PT%	7-29	24.1%
FT%	6-12	50.0%

Dead Ball Rebounds: 4, 0

Technical Fouls::NONE

	MSH	FIU
Biggest lead	19 (1 <sup>st</sup> 0:48)	2 (1 <sup>st</sup> 17:44)
Best Scoring Run	7 (1 <sup>st</sup> 6:20)	8 (2 <sup>nd</sup> 10:52)
Lead Changes	6	
Times Tied	2	
Time with Lead	38:03	01:11

Points from	MSH	FIU
Turnovers	16	16
Paint	30	38
Second Chance	17	12
Fast Breaks	10	9
Bench	15	21

	Period by Period Scoring		
	1st	2nd	TOT
MSH	44	36	80
FIU	25	44	69





LMU (CA) at FIU

11/21/23 John Gray Gymnasium, George Town, Cayman Islands  
2023-24 Men's Basketball

Officials: Paul Szelc, Tony Chiazza, Mark Riggs

LMU (CA) - 61

Record: 3-3

NO.	Name	Min	FG	3P	FT	Rebounds			Fouls		TP	AS	TO	ST	Blocks		+/-
			M-A	M-A	M-A	OR	DR	TOT	PF	FD					BS	BA	
23	Alex Merkviladze	F 21:23	3-8	1-3	2-3	1	3	4	1	2	9	0	1	2	0	1	8
34	Keli Leaupepe	F 21:15	2-4	1-1	2-2	0	0	0	4	2	7	1	1	1	0	0	3
15	Lars Thiemann	C 27:17	1-1	0-0	4-4	1	3	4	3	2	6	0	1	0	2	0	-5
3	Justice Hill	G 27:54	3-9	1-5	0-0	1	1	2	0	2	7	2	6	1	1	0	4
5	Justin Wright	G 30:03	4-10	0-3	7-7	0	8	8	3	5	15	0	2	0	0	1	-2
4	Will Johnston	19:43	1-5	0-3	2-2	0	0	0	1	1	4	2	4	1	0	0	-2
21	Michael Graham	12:43	1-2	0-0	0-0	2	3	5	0	0	2	0	1	0	1	0	6
55	Dominick Harris	24:09	2-7	1-4	2-4	1	3	4	0	4	7	1	3	0	0	0	-8
16	Aaron McBride	15:33	2-2	0-0	0-0	4	1	5	0	0	4	1	0	0	0	0	1
Team						2	3	5			0						
<b>Totals</b>			19-48	4-19	19-22	12	25	37	12	18	61	7	19	5	4	2	1

Shooting By Period		
1 <sup>st</sup> FG%	13-25	52.0%
3PT%	4-10	40.0%
FT%	11-12	91.7%
2 <sup>nd</sup> FG%	6-23	26.1%
3PT%	0-9	0.0%
FT%	8-10	80%
GM FG%	19-48	39.6%
3PT%	4-19	21.1%
FT%	19-22	86.4%

Dead Ball Rebounds: 2, 0

Technical Fouls::NONE

FIU - 60

Record: 1-6

NO.	Name	Min	FG	3P	FT	Rebounds			Fouls		TP	AS	TO	ST	Blocks		+/-
			M-A	M-A	M-A	OR	DR	TOT	PF	FD					BS	BA	
21	Jonathan Aybar	F 28:34	5-8	0-1	1-2	1	3	4	3	6	11	0	2	0	1	1	4
4	Seth Pinkney	C 14:55	3-4	0-1	1-2	2	3	5	4	2	7	3	1	0	1	0	4
1	Dashon Gittens	G 32:09	9-15	1-3	0-0	1	2	3	2	1	19	2	2	1	0	0	-1
2	Arturo Dean	G 30:05	4-15	1-1	1-2	0	0	0	2	1	10	4	3	4	0	1	10
23	Petar Krivokapic	G 23:33	2-3	0-1	0-0	0	0	0	1	2	4	0	0	0	0	0	-2
3	Javaunte Hawkins	12:15	1-6	1-5	0-0	1	2	3	0	0	3	1	1	0	0	0	-4
11	Jayden Brewer	03:40	0-1	0-1	0-0	0	0	0	0	0	0	0	0	0	0	0	-2
33	Mohamed Sanogo	18:13	3-7	0-0	0-0	2	2	4	4	0	6	1	1	0	0	2	-4
12	Dante Wilcox	05:53	0-0	0-0	0-0	0	0	0	1	0	0	0	1	0	0	0	-5
31	George Pridgett Jr.	09:34	0-3	0-2	0-0	1	1	2	0	0	0	1	0	1	0	0	-9
5	Jaidon Lipscomb	01:21	0-1	0-1	0-0	0	0	0	0	0	0	0	0	0	0	0	-4
24	Jaden Grant	19:48	0-1	0-0	0-0	1	2	3	1	0	0	0	0	5	0	0	8
Team						4	3	7			0						
<b>Totals</b>			27-64	3-16	3-6	13	18	31	18	12	60	12	11	11	2	4	-1

Shooting By Period		
1 <sup>st</sup> FG%	13-30	43.3%
3PT%	2-10	20.0%
FT%	2-4	50%
2 <sup>nd</sup> FG%	14-34	41.2%
3PT%	1-6	16.7%
FT%	1-2	50%
GM FG%	27-64	42.2%
3PT%	3-16	18.8%
FT%	3-6	50.0%

Dead Ball Rebounds: 2, 0

Technical Fouls::NONE

	LMU	FIU
Biggest lead	13 (2 <sup>nd</sup> 19:31)	5 (1 <sup>st</sup> 14:58)
Best Scoring Run	9 (1 <sup>st</sup> 12:52)	8 (2 <sup>nd</sup> 9:36)
Lead Changes	8	
Times Tied	3	
Time with Lead	30:12	06:46

Points from	LMU	FIU
Turnovers	11	18
Paint	26	42
Second Chance	12	14
Fast Breaks	0	7
Bench	17	9

	Period by Period Scoring		
	1st	2nd	TOT
LMU	41	20	61
FIU	30	30	60





Officials: Marques Pettigrew, Brent Hampton, Shane Land

Kennesaw St. - 84

Record: 4-3

NO. Name	Min	FG	3P	FT	Rebounds			Fouls		TP	AS	TO	ST	Blocks		+/-
		M-A	M-A	M-A	OR	DR	TOT	PF	FD					BS	BA	
0 Demond Robinson	F 34:09	5-9	1-3	4-9	7	5	12	2	5	15	0	0	2	1	0	-3
3 Jamel King	F 18:58	2-9	2-8	2-2	1	0	1	3	1	8	0	1	0	2	0	-15
1 Terrell Burden	G 35:32	3-16	1-4	6-7	1	2	3	3	8	13	10	3	3	0	4	-3
2 RJ Johnson	G 18:19	1-3	1-2	1-2	3	3	6	3	1	4	2	3	0	0	0	-4
5 Simeon Cottle	G 33:33	7-13	4-8	2-3	0	1	1	2	4	20	0	2	3	1	1	-5
23 Quincy Ademokoya	24:37	5-13	0-6	3-5	2	3	5	1	3	13	1	1	2	0	1	-8
10 Frankqon Sherman	07:08	0-1	0-1	0-0	0	1	1	1	0	0	0	0	0	0	0	-3
25 Rongie Gordon	27:44	5-7	1-3	0-0	1	6	7	5	0	11	1	1	2	1	0	6
Team					3	1	4			0		0				
<b>Totals</b>		28-71	10-35	18-28	18	22	40	20	22	84	14	11	12	5	6	-7

Shooting By Period		
1 <sup>st</sup> FG%	14-37	37.8%
3PT%	6-21	28.6%
FT%	6-9	66.7%
2 <sup>nd</sup> FG%	14-34	41.2%
3PT%	4-14	28.6%
FT%	12-19	63.2%
GM FG%	28-71	39.4%
3PT%	10-35	28.6%
FT%	18-28	64.3%

Dead Ball Rebounds: 4, 0

Technical Fouls: Cottle 1<sup>st</sup> 10:17 Ademokoya 2<sup>nd</sup> 15:07

FIU - 91

Record: 2-6

NO. Name	Min	FG	3P	FT	Rebounds			Fouls		TP	AS	TO	ST	Blocks		+/-
		M-A	M-A	M-A	OR	DR	TOT	PF	FD					BS	BA	
21 Jonathan Aybar	F 22:38	4-4	1-1	3-5	1	3	4	4	5	12	2	3	1	0	0	9
4 Seth Pinkney	C 21:30	1-1	0-0	2-2	1	3	4	4	2	4	2	1	0	4	0	6
1 Dashon Gittens	G 34:12	4-10	0-2	5-7	0	6	6	4	3	13	3	4	1	2	0	-1
3 Javaunte Hawkins	G 25:47	7-12	4-8	4-5	0	1	1	2	1	22	1	1	1	0	0	-2
23 Petar Krivokapic	G 23:10	3-11	1-6	2-2	0	0	0	0	1	9	1	1	1	0	2	-4
2 Arturo Dean	23:34	6-9	0-1	1-2	1	6	7	3	4	13	5	7	4	0	1	10
33 Mohamed Sanogo	07:38	2-3	0-0	1-2	2	0	2	1	1	5	0	1	0	0	1	3
12 Dante Wilcox	07:52	1-2	0-0	0-0	1	0	1	1	0	2	0	0	0	0	1	10
24 Jaden Grant	18:11	1-2	1-1	1-2	0	3	3	2	1	4	1	0	0	0	0	13
11 Jayden Brewer	13:19	3-3	0-0	1-1	1	3	4	0	1	7	0	0	0	0	0	-4
31 George Pridgett Jr.	02:09	0-0	0-0	0-0	0	1	1	1	0	0	0	0	0	0	0	-5
Team					1	5	6			0		0				
<b>Totals</b>		32-57	7-19	20-28	8	31	39	22	19	91	15	18	8	6	5	7

Shooting By Period		
1 <sup>st</sup> FG%	16-28	57.1%
3PT%	3-9	33.3%
FT%	10-11	90.9%
2 <sup>nd</sup> FG%	16-29	55.2%
3PT%	4-10	40.0%
FT%	10-17	58.8%
GM FG%	32-57	56.1%
3PT%	7-19	36.8%
FT%	20-28	71.4%

Dead Ball Rebounds: 3, 0

Technical Fouls: NONE

	KSU	FIU
Biggest lead	0 (1 <sup>st</sup> 20:00)	17 (2 <sup>nd</sup> 13:56)
Best Scoring Run	7 (1 <sup>st</sup> 1:06)	9 (2 <sup>nd</sup> 13:56)
Lead Changes	0	
Times Tied	0	
Time with Lead	00:00	39:26

Points from	KSU	FIU
Turnovers	18	8
Paint	34	40
Second Chance	16	7
Fast Breaks	14	4
Bench	24	31

	Period by Period Scoring		
	1st	2nd	TOT
KSU	40	44	84
FIU	45	46	91





Officials: Ramie Styons, Darron George, Mick Fieldbinder

FGCU - 68

Record: 2-6

NO.	Name	F	Min	FG	3P	FT	Rebounds			Fouls		TP	AS	TO	ST	Blocks		+/-
				M-A	M-A	M-A	OR	DR	TOT	PF	FD					BS	BA	
10	Zach Anderson	F	25:02	1-2	0-1	1-2	0	2	2	0	1	3	1	4	0	1	0	4
32	Keeshawn Kellman	F	24:09	2-3	0-0	5-6	5	5	10	4	3	9	2	2	1	1	0	6
11	Isaiah Thompson	G	32:12	4-10	2-5	11-13	0	1	1	1	11	21	3	6	1	0	1	1
12	Franco Miller Jr.	G	25:59	2-4	1-2	1-2	0	5	5	3	2	6	3	1	2	1	0	7
23	Dallion Johnson	G	35:53	7-14	5-11	0-0	0	6	6	0	2	19	1	0	0	0	0	9
0	Dakota Rivers		15:51	3-5	0-2	0-2	0	2	2	1	2	6	0	1	0	4	0	-3
1	Rahmir Barno		22:52	0-2	0-0	2-2	0	2	2	2	1	2	3	4	1	1	0	-5
4	Cyrus Largie		18:02	1-3	0-0	0-0	1	1	2	1	0	2	0	2	0	0	0	-4
Team							2	2	4			0		0				
<b>Totals</b>				20-43	8-21	20-27	8	26	34	12	22	68	13	20	5	8	1	3

Shooting By Period		
1st FG%	8-20	40.0%
3PT%	2-10	20.0%
FT%	11-14	78.6%
2nd FG%	12-23	52.2%
3PT%	6-11	54.5%
FT%	9-13	69.2%
GM FG%	20-43	46.5%
3PT%	8-21	38.1%
FT%	20-27	74.1%

Dead Ball Rebounds: 2, 0

Technical Fouls::NONE

FIU - 65

Record: 2-7

NO.	Name	F	Min	FG	3P	FT	Rebounds			Fouls		TP	AS	TO	ST	Blocks		+/-
				M-A	M-A	M-A	OR	DR	TOT	PF	FD					BS	BA	
21	Jonathan Aybar	F	22:26	3-5	2-3	2-2	2	2	4	3	3	10	2	1	0	0	0	-10
4	Seth Pinkney	C	18:18	1-1	0-0	0-4	0	3	3	4	2	2	0	0	0	0	0	15
1	Dashon Gittens	G	30:21	1-7	1-5	0-0	0	0	0	1	0	3	4	2	0	0	3	13
2	Arturo Dean	G	33:49	6-14	0-3	1-1	1	6	7	2	2	13	4	2	10	1	1	5
23	Petar Krivokapic	G	17:11	2-4	1-2	0-0	0	0	0	1	0	5	1	2	1	0	1	4
3	Javaunte Hawkins		22:51	5-13	4-10	0-0	0	4	4	3	0	14	2	1	0	0	1	-7
11	Jayden Brewer		23:28	8-11	0-0	2-5	1	2	3	2	4	18	1	2	3	0	2	-5
33	Mohamed Sanogo		14:02	0-1	0-0	0-0	0	0	0	2	1	0	0	3	1	0	0	-17
12	Dante Wilcox		02:16	0-0	0-0	0-0	0	0	0	0	0	0	0	1	0	0	0	-1
24	Jaden Grant		11:31	0-0	0-0	0-0	0	1	1	2	0	0	0	0	0	0	0	-11
0	Okechukwu Okeke		03:47	0-0	0-0	0-0	0	0	0	2	0	0	0	0	0	0	0	-1
Team							4	2	6			0		2				
<b>Totals</b>				26-56	8-23	5-12	8	20	28	22	12	65	14	16	15	1	8	-3

Shooting By Period		
1st FG%	18-31	58.1%
3PT%	5-11	45.5%
FT%	3-5	60%
2nd FG%	8-25	32.0%
3PT%	3-12	25.0%
FT%	2-7	28.6%
GM FG%	26-56	46.4%
3PT%	8-23	34.8%
FT%	5-12	41.7%

Dead Ball Rebounds: 3, 0

Technical Fouls::NONE

	FGCU	FIU
Biggest lead	7 (2 <sup>nd</sup> 6:58)	15 (1 <sup>st</sup> 0:27)
Best Scoring Run	11 (2 <sup>nd</sup> 11:14)	7 (1 <sup>st</sup> 14:41)
Lead Changes	1	
Times Tied	2	
Time with Lead	09:55	28:04

Points from	FGCU	FIU
Turnovers	14	15
Paint	22	36
Second Chance	11	2
Fast Breaks	12	4
Bench	10	32

	Period by Period Scoring		
	1st	2nd	TOT
FGCU	29	39	68
FIU	44	21	65





Officials: Kevin Mathis, Barry Mathis, Klyde Mulla

LIU - 59

Record: 1-6

NO.	Name	F/G	3P	FT	Rebounds			Fouls		TP	AS	TO	ST	Blocks		+/-				
					M-A	M-A	M-A	OR	DR					TOT	PF		FD	BS	BA	
23	Nikola Djapa	F 26:54	3-4	0-1	0-0	4	6	10	4	0	6	1	2	0	0	0	-2			
2	Eric Acker	G 32:53	4-10	2-3	2-2	0	2	2	0	2	12	1	9	1	0	1	-18			
10	RJ Greene	G 40:00	4-6	0-0	5-8	0	7	7	4	5	13	1	3	1	1	0	-15			
11	Terell Strickland	G 31:01	5-12	1-4	1-3	0	7	7	3	4	12	1	5	1	0	2	-10			
13	Tai Strickland	G 35:00	4-10	0-3	3-4	1	4	5	2	3	11	0	6	0	0	2	-10			
21	Ahmed Essahaty	04:40	0-0	0-0	0-0	0	0	0	0	0	0	0	0	0	0	0	2			
6	Tana Kopa	20:21	2-5	1-4	0-2	0	3	3	2	1	5	0	1	1	1	0	-11			
15	CJ Delancy	09:11	0-2	0-0	0-0	1	1	2	1	1	0	0	1	0	1	0	-11			
Team											0		0							
<b>Totals</b>						22-49	4-15	11-19	10	31	41	16	16	59	4	27	4	3	5	-15

Shooting By Period		
1 <sup>st</sup> FG%	10-25	40.0%
3PT%	1-7	14.3%
FT%	3-6	50%
2 <sup>nd</sup> FG%	12-24	50.0%
3PT%	3-8	37.5%
FT%	8-13	61.5%
GM FG%	22-49	44.9%
3PT%	4-15	26.7%
FT%	11-19	57.9%

Dead Ball Rebounds: 3, 1

Technical Fouls::NONE

FIU - 74

Record: 3-7

NO.	Name	F/G	3P	FT	Rebounds			Fouls		TP	AS	TO	ST	Blocks		+/-				
					M-A	M-A	M-A	OR	DR					TOT	PF		FD	BS	BA	
4	Seth Pinkney	C 19:14	3-3	0-0	0-0	1	1	2	5	0	6	0	0	1	0	0	8			
1	Dashon Gittens	G 26:05	1-6	0-3	0-0	0	5	5	2	0	2	1	2	1	0	0	11			
2	Arturo Dean	G 30:24	11-22	2-5	3-4	1	5	6	2	2	27	4	3	7	1	1	18			
12	Dante Wilcox	G 11:42	0-1	0-0	2-2	1	1	2	0	1	2	1	0	1	1	0	-4			
23	Petar Krivokapic	G 17:07	0-5	0-4	2-4	0	0	0	2	2	2	2	0	1	0	0	6			
0	Okechukwu Okeke	20:46	4-8	1-1	4-7	2	1	3	1	6	13	0	1	3	2	1	7			
3	Javaunte Hawkins	24:44	2-7	0-4	0-0	0	3	3	0	1	4	5	1	2	0	0	9			
11	Jayden Brewer	23:46	5-10	1-2	3-5	3	2	5	3	4	14	1	1	1	1	1	18			
24	Jaden Grant	15:05	1-1	0-0	0-0	1	1	2	0	0	2	0	0	1	0	0	3			
31	George Pridgett Jr.	01:09	0-1	0-1	0-0	0	0	0	0	0	0	0	0	0	0	0	-2			
5	Jaidon Lipscomb	09:58	1-1	0-0	0-0	0	1	1	1	0	2	1	1	1	0	0	1			
Team											0		0							
<b>Totals</b>						28-65	4-20	14-22	10	22	32	16	16	74	15	9	19	5	3	15

Shooting By Period		
1 <sup>st</sup> FG%	12-34	35.3%
3PT%	3-14	21.4%
FT%	4-6	66.7%
2 <sup>nd</sup> FG%	16-31	51.6%
3PT%	1-6	16.7%
FT%	10-16	62.5%
GM FG%	28-65	43.1%
3PT%	4-20	20.0%
FT%	14-22	63.6%

Dead Ball Rebounds: 3, 0

Technical Fouls::NONE

	LIU	FIU
Biggest lead	3 (1 <sup>st</sup> 18:40)	15 (2 <sup>nd</sup> 0:24)
Best Scoring Run	6 (2 <sup>nd</sup> 7:06)	9 (1 <sup>st</sup> 8:07)
Lead Changes	1	
Times Tied	1	
Time with Lead	00:58	37:16

Points from	LIU	FIU
Turnovers	4	28
Paint	22	48
Second Chance	13	8
Fast Breaks	5	10
Bench	5	35

	Period by Period Scoring		
	1st	2nd	TOT
LIU	24	35	59
FIU	31	43	74





Official Basketball Box Score - Final  
**FIU at #15 Fla. Atlantic**  
 12/13/23 Eleanor R. Baldwin Arena, Boca Raton  
 2023-24 Men's Basketball

Game Time: 7:00 PM  
 Game Duration: 2:00  
 Attendance: 3,161

Officials: Pat Adams, Todd Austin, Tony Chiazza

FIU - 60

Record: 3-8

NO.	Name	Min	FG			Rebounds			Fouls		TP	AS	TO	ST	Blocks		+/-
			M-A	3P	FT	OR	DR	TOT	PF	FD					BS	BA	
21	Jonathan Aybar	F 09:39	0-2	0-0	0-0	0	0	0	0	2	0	0	1	0	0	0	-20
4	Seth Pinkney	C 22:05	2-2	0-0	2-2	1	4	5	3	2	6	0	1	1	2	0	-9
1	Dashon Gittens	G 29:21	3-7	0-3	0-0	3	2	5	2	3	6	2	0	1	0	0	-24
2	Arturo Dean	G 28:10	2-12	0-4	0-0	0	2	2	1	1	4	4	6	3	0	0	-24
23	Petar Krivokapic	G 10:36	0-5	0-2	0-0	0	0	0	1	0	0	0	0	0	0	1	-15
0	Okechukwu Okeke	04:55	0-3	0-1	0-0	1	0	1	2	0	0	0	1	0	0	1	-10
3	Javaunte Hawkins	24:45	4-10	4-8	0-0	1	1	2	3	1	12	1	1	0	0	0	-19
11	Jayden Brewer	10:58	1-3	0-0	0-0	0	2	2	0	0	2	0	3	1	0	0	-22
24	Jaden Grant	18:44	0-2	0-1	0-1	1	2	3	2	1	0	3	0	0	0	0	-12
33	Mohamed Sanogo	01:29	0-0	0-0	0-0	0	0	0	0	0	0	0	1	0	0	0	-5
12	Dante Wilcox	09:40	2-3	0-0	1-2	0	0	0	2	4	5	0	2	1	0	1	-8
5	Jaidon Lipscomb	18:31	6-9	5-7	0-0	1	0	1	1	0	17	0	0	0	0	1	-2
31	George Pridgett Jr.	11:07	3-7	2-5	0-0	0	0	0	0	0	8	1	0	0	0	0	0
Team						4	2	6			0			1			
<b>Totals</b>			23-65	11-31	3-5	12	15	27	17	14	60	11	17	7	2	4	-34

Shooting By Period		
1 <sup>st</sup> FG%	8-30	26.7%
3PT%	3-14	21.4%
FT%	1-2	50%
2 <sup>nd</sup> FG%	15-35	42.9%
3PT%	8-17	47.1%
FT%	2-3	66.7%
GM FG%	23-65	35.4%
3PT%	11-31	35.5%
FT%	3-5	60.0%

Dead Ball Rebounds: 0, 0

Technical Fouls: Wilcox 1<sup>st</sup> 0:27

#15 Fla. Atlantic - 94

Record: 8-2

NO.	Name	Min	FG			Rebounds			Fouls		TP	AS	TO	ST	Blocks		+/-
			M-A	3P	FT	OR	DR	TOT	PF	FD					BS	BA	
50	Vladislav Goldin	F 20:24	3-3	0-0	3-7	0	9	9	1	5	9	1	2	0	1	0	10
1	Johnell Davis	G 26:19	6-9	2-3	2-2	2	2	4	1	1	16	3	2	4	0	0	34
12	Jalen Gaffney	G 28:02	3-3	1-1	0-0	0	5	5	2	0	7	6	2	2	0	0	34
15	Alijah Martin	G 24:01	4-9	3-6	3-4	2	3	5	3	2	14	1	4	3	1	2	18
23	Brandon Weatherspoon	G 22:37	4-8	3-6	1-2	0	1	1	1	1	12	2	0	0	0	0	12
0	Brenen Lorient	17:06	1-3	0-2	2-4	1	1	2	1	3	4	3	1	0	1	0	9
3	Giancarlo Rosado	14:24	3-3	0-0	0-4	0	4	4	2	3	6	3	3	0	0	0	23
4	Bryan Greenlee	25:36	5-8	2-2	0-0	0	4	4	3	1	12	3	1	1	0	0	22
25	Tre Carroll	08:21	2-4	0-1	0-0	3	0	3	1	0	4	0	2	0	0	0	4
5	Isaiah Gaines	05:12	2-2	0-0	0-0	0	1	1	0	0	4	1	0	0	1	0	1
21	Alejandro Ralat	05:12	1-2	0-1	0-0	0	0	0	0	0	2	1	0	0	0	0	1
13	Jack Johnson	01:23	0-0	0-0	0-0	0	0	0	0	0	0	0	0	0	0	0	1
30	Leo Beath	01:23	2-2	0-0	0-0	0	0	0	0	0	4	0	0	0	0	0	1
Team						4	1	5			0			0			
<b>Totals</b>			36-56	11-22	11-23	12	31	43	15	16	94	24	17	10	4	2	34

Shooting By Period		
1 <sup>st</sup> FG%	16-26	61.5%
3PT%	5-10	50.0%
FT%	6-16	37.5%
2 <sup>nd</sup> FG%	20-30	66.7%
3PT%	6-12	50.0%
FT%	5-7	71.4%
GM FG%	36-56	64.3%
3PT%	11-22	50.0%
FT%	11-23	47.8%

Dead Ball Rebounds: 5, 1

Technical Fouls: Rosado 1<sup>st</sup> 0:27

	FIU	FAU
Biggest lead	0 (1 <sup>st</sup> 20:00)	37 (2 <sup>nd</sup> 9:14)
Best Scoring Run	8 (2 <sup>nd</sup> 7:20)	11 (2 <sup>nd</sup> 18:35)
Lead Changes	0	
Times Tied	0	
Time with Lead	00:00	39:33

	FIU	FAU
Points from	18	23
Turnovers	20	48
Paint	10	12
Second Chance	5	14
Fast Breaks	44	36
Bench		

	Period by Period Scoring		
	1st	2nd	TOT
FIU	20	40	60
FAU	43	51	94





Official Basketball Box Score - Final  
**Trinity (FL) at FIU**  
 12/16/23 Ocean Bank Convocation Center, Miami  
 2023-24 Men's Basketball

Game Time: 6:00 PM  
 Game Duration: 1:53  
 Attendance: 586

Officials: Steve Divine, Mike O'Neil, Klyde Mulla

Trinity (FL) - 55

Record: 0-3

NO.	Name	Min	FG			Rebounds			Fouls		TP	AS	TO	ST	Blocks		+/-
			M-A	M-A	M-A	OR	DR	TOT	PF	FD					BS	BA	
2	DJ Nunnery	G 33:59	3-12	0-4	0-0	0	1	1	1	0	6	1	4	1	0	1	-78
3	Jadon Jenkins	G 22:57	5-14	0-5	0-0	2	2	4	2	4	10	0	6	0	0	0	-61
4	Jaylin Bain	G 30:41	3-14	1-3	13-19	0	2	2	0	10	20	3	4	3	0	4	-73
11	Malik Gordon	G 32:37	1-6	0-3	8-12	0	2	2	3	6	10	2	1	1	0	1	-78
23	Ikareem Lamar	G 23:45	0-5	0-0	0-0	1	2	3	2	0	0	0	1	1	0	1	-54
5	Jason McCoy	19:45	2-5	2-5	0-0	0	3	3	2	3	6	0	0	0	0	0	-29
0	Jason Brown	14:22	1-5	1-2	0-0	0	0	0	4	0	3	0	0	1	0	0	-30
14	Joshua Berrios	18:54	0-3	0-1	0-0	1	0	1	2	0	0	0	1	0	0	1	-45
10	Brandon Behar	03:00	0-1	0-1	0-0	0	0	0	0	0	0	0	0	0	0	0	-7
Team						2	1	3			0		0				
<b>Totals</b>			15-65	4-24	21-31	6	13	19	16	23	55	6	17	7	0	8	-91

Shooting By Period		
1 <sup>st</sup> FG%	8-32	25.0%
3PT%	3-13	23.1%
FT%	12-17	70.6%
2 <sup>nd</sup> FG%	7-33	21.2%
3PT%	1-11	9.1%
FT%	9-14	64.3%
GM FG%	15-65	23.1%
3PT%	4-24	16.7%
FT%	21-31	67.7%

Dead Ball Rebounds: 4, 0

Technical Fouls::NONE

FIU - 146

Record: 4-8

NO.	Name	Min	FG			Rebounds			Fouls		TP	AS	TO	ST	Blocks		+/-
			M-A	M-A	M-A	OR	DR	TOT	PF	FD					BS	BA	
4	Seth Pinkney	C 14:59	5-7	0-0	2-2	4	2	6	2	1	12	0	0	0	3	0	37
1	Dashon Gittens	G 15:16	0-1	0-0	2-2	1	4	5	0	1	2	3	2	1	0	0	47
2	Arturo Dean	G 14:40	4-8	0-2	2-2	1	4	5	3	1	10	7	2	3	0	0	47
3	Javaunte Hawkins	G 08:56	4-5	4-5	2-2	0	2	2	2	1	14	1	1	2	0	0	32
23	Petar Krivokapic	G 14:59	4-8	1-4	2-2	1	3	4	1	1	11	2	1	2	0	0	38
24	Jaden Grant	17:08	2-4	2-3	0-0	1	6	7	3	0	6	5	2	1	0	0	26
5	Jaidon Lipscomb	16:29	9-11	5-7	0-0	3	1	4	2	0	23	1	2	0	1	0	41
11	Jayden Brewer	15:01	7-8	1-1	3-4	0	4	4	3	3	18	2	1	1	1	0	22
0	Okechukwu Okeke	18:55	5-7	0-0	1-1	3	7	10	1	4	11	3	0	0	1	0	36
31	George Priddgett Jr.	18:23	2-9	2-8	0-0	0	4	4	1	0	6	2	0	1	0	0	26
12	Dante Wilcox	14:24	3-4	0-0	1-4	4	1	5	2	3	7	2	0	0	0	0	32
33	Mohamed Sanogo	14:19	5-6	0-0	2-2	1	5	6	1	1	12	2	3	2	1	0	29
22	Onyx Pastoriza	08:38	4-7	3-4	0-0	0	3	3	1	0	11	1	2	0	0	0	21
15	Renato Ruiz	07:53	1-1	1-1	0-0	1	1	2	1	0	3	4	1	0	1	0	21
Team						0	3	3			0		1				
<b>Totals</b>			55-86	19-35	17-21	20	50	70	23	16	146	35	18	13	8	0	91

Shooting By Period		
1 <sup>st</sup> FG%	23-44	52.3%
3PT%	11-22	50.0%
FT%	16-18	88.9%
2 <sup>nd</sup> FG%	32-42	76.2%
3PT%	8-13	61.5%
FT%	1-3	33.3%
GM FG%	55-86	64.0%
3PT%	19-35	54.3%
FT%	17-21	81.0%

Dead Ball Rebounds: 2, 0

Technical Fouls::NONE

	TCF	FIU
Biggest lead	0 (1 <sup>st</sup> 20:00)	94 (2 <sup>nd</sup> 1:16)
Best Scoring Run	4 (1 <sup>st</sup> 5:24)	12 (2 <sup>nd</sup> 14:44)
Lead Changes	0	
Times Tied	0	
Time with Lead	00:00	39:15

	TCF	FIU
Points from		
Turnovers	12	27
Paint	12	70
Second Chance	3	20
Fast Breaks	4	18
Bench	9	97

	Period by Period Scoring		
	1st	2nd	TOT
TCF	31	24	55
FIU	73	73	146





## 2022-23 FIU Men's Basketball Team Game-by-Game All games

Opponent	Date	Score	W/L	Total		3-Pointers		Free throws		Rebounds				Other Stats						
				FG-FGA	PCT	3FG-3FGA	PCT	FT-FTA	PCT	OFF	DEF	TOT	AVG	PF	A	TO	BLK	STL	PTS	AVG
Houston Christian	11/07/2022	77-66	W	33-66	.500	3-16	.188	8-12	.667	12	25	37	37.0	8	12	14	8	12	77	77.0
Fla. National	11/10/2022	95-74	W	36-68	.529	10-26	.385	13-22	.591	11	31	42	39.5	15	22	13	3	9	95	86.0
at NC State	11/15/2022	74-107	L	31-58	.534	5-18	.278	7-15	.467	5	23	28	35.7	16	14	22	4	9	74	82.0
Bryant	11/19/2022	85-91	L	29-63	.460	11-28	.393	16-23	.696	7	29	36	35.8	19	18	18	3	11	85	82.8
Stony Brook	11/23/2022	83-50	W	31-64	.484	14-38	.368	7-7	1.000	5	33	38	36.2	19	23	9	3	13	83	82.8
Eastern Wash.	11/27/2022	90-79	W	32-58	.552	6-19	.316	20-22	.909	8	26	34	35.8	19	13	20	5	10	90	84.0
Eastern Mich.	11/30/2022	68-80	L	28-57	.491	1-15	.067	11-24	.458	10	21	31	35.1	12	8	13	4	7	68	81.7
at FGCU	12/04/2022	65-74	L	26-63	.413	4-22	.182	9-15	.600	13	23	36	35.3	17	9	13	3	8	65	79.6
at Howard	12/13/2022	59-71	L	23-65	.354	7-25	.280	6-10	.600	13	24	37	35.4	16	11	19	3	9	59	77.3
at Fla. Atlantic	12/17/2022	53-79	L	21-50	.420	1-9	.111	10-14	.714	4	22	26	34.5	14	4	23	2	11	53	74.9
UIW	12/21/2022	79-74	W	28-54	.519	11-28	.393	12-19	.632	7	21	28	33.9	17	18	17	3	11	79	75.3
Florida Col.	12/29/2022	69-64	W	26-54	.481	5-23	.217	12-20	.600	7	28	35	34.0	18	14	16	5	8	69	74.8
at North Texas	12/31/2022	57-72	L	22-49	.449	6-14	.429	7-13	.538	12	13	25	33.3	21	9	16	4	3	57	73.4
Charlotte	01/05/2023	62-60	W	24-51	.471	4-17	.235	10-12	.833	3	26	29	33.0	14	7	8	3	7	62	72.6
UAB	01/07/2023	90-87	Wot	31-65	.477	10-27	.370	18-23	.783	13	24	37	33.3	13	18	22	4	13	90	73.7
Fla. Atlantic	01/11/2023	73-77	Lot	25-60	.417	7-17	.412	16-21	.762	8	27	35	33.4	20	10	11	7	5	73	73.7
at Western Ky.	01/14/2023	59-70	L	22-62	.355	6-23	.261	9-13	.692	14	19	33	33.4	17	11	13	6	13	59	72.8
North Texas	01/16/2023	57-64	L	19-40	.475	4-15	.267	15-21	.714	6	22	28	33.1	15	7	16	6	3	57	71.9
at UTEP	01/19/2023	61-81	L	21-47	.447	8-23	.348	11-14	.786	4	15	19	32.3	17	7	16	5	5	61	71.4
at UTSA	01/21/2023	77-72	W	28-65	.431	11-33	.333	10-11	.909	9	23	32	32.3	20	14	6	7	8	77	71.7
Western Ky.	01/26/2023	78-69	W	32-61	.525	10-25	.400	4-5	.800	7	18	25	32.0	14	15	11	3	11	78	72.0
Middle Tenn.	01/28/2023	82-74	W	28-57	.491	12-23	.522	14-17	.824	11	26	37	32.2	18	13	19	2	10	82	72.4
at Charlotte	02/02/2023	57-54	W	23-47	.489	4-15	.267	7-10	.700	6	23	29	32.0	17	10	11	0	6	57	71.7
at UAB	02/04/2023	72-76	L	28-64	.438	6-22	.273	10-17	.588	7	21	28	31.9	17	14	13	3	14	72	71.8
Louisiana Tech	02/09/2023	66-62	W	22-49	.449	4-18	.222	18-28	.643	8	25	33	31.9	19	8	18	4	10	66	71.5
Rice	02/11/2023	78-85	L	33-61	.541	4-16	.250	8-9	.889	3	23	26	31.7	18	9	7	3	5	78	71.8
at Middle Tenn.	02/18/2023	58-69	L	22-57	.386	8-21	.381	6-6	1.000	11	24	35	31.8	21	9	17	3	7	58	71.3
UTEP	02/23/2023	82-87	L	32-68	.471	2-12	.167	16-20	.800	16	15	31	31.8	23	17	14	6	14	82	71.6
UTSA	02/25/2023	91-95	L	29-56	.518	11-18	.611	22-27	.815	8	21	29	31.7	23	13	20	4	9	91	72.3
at Louisiana Tech	03/02/2023	76-77	Lot	23-60	.383	10-26	.385	20-24	.833	9	19	28	31.6	17	12	14	3	12	76	72.4
at Rice	03/04/2023	90-83	W	31-63	.492	6-16	.375	22-26	.846	13	21	34	31.6	15	17	10	4	7	90	73.0
vs Louisiana Tech	03/08/2023	76-81	Lot	28-59	.475	8-23	.348	12-21	.571	5	22	27	31.5	18	11	14	5	10	76	73.1
<b>Total</b>		<b>2339</b>		<b>867-1861</b>	<b>.466</b>	<b>219-671</b>	<b>.326</b>	<b>386-541</b>	<b>.713</b>	<b>275</b>	<b>733</b>	<b>1008</b>	<b>31.5</b>	<b>547</b>	<b>397</b>	<b>473</b>	<b>128</b>	<b>290</b>	<b>2339</b>	<b>73.1</b>
Opponents		2404		848-1907	.445	278-765	.363	430-580	.741	414	803	1217	38.0	499	452	528	108	264	2404	75.1

### FIU Averages

Games Played	Points/game	FG Pct	3FG Pct	FT Pct	Rebounds/game	Assists/game	Turnovers/game	Assist/Turnover ratio	Steals/game	Blocks/game
32	73.1	46.6	32.6	71.3	31.5	12.4	14.8	0.8	9.1	4.0





## 2022-23 FIU Men's Basketball Combined Team Statistics All games

### Game Records

Record	Overall	Home	Away	Neutral
ALL GAMES	14-18	11-7	3-10	0-1
CONFERENCE	8-12	5-5	3-7	0-0
NON-CONFERENCE	6-6	6-2	0-3	0-1

### Score by Periods

Team	1st	2nd	OT	TOT
FIU	1123	1182	34	2339
Opponents	1114	1249	41	2404

### Team Box Score

No.	Player	Total			3-Point		F-Throw		Rebounds				PF DQ A TO BLK STL PTS				AVG					
		GP-GS	MIN	AVG	FG-FGA	FG%	3FG-3FGA	3FG%	FT-FTA	FT%	OFF	DEF	TOT	AVG	PF	DQ		A	TO	BLK	STL	PTS
2	JONES, Denver	28-28	935:20	33.4	187-391	.478	59-159	.371	131-155	.845	25	82	107	3.8	45	1	56	90	1	49	564	20.1
4	DEAN, Arturo	32-23	949:45	29.7	157-361	.435	12-60	.200	55-86	.640	31	101	132	4.1	81	2	122	101	8	81	381	11.9
0	GUADARRAMA, Nick	24-24	615:44	25.7	65-166	.392	32-92	.348	14-22	.636	24	76	100	4.2	55	0	45	44	10	23	176	7.3
1	GITTENS, Dashon	30-18	659:23	22.0	79-162	.488	19-53	.358	31-49	.633	21	51	72	2.4	68	2	42	43	8	29	208	6.9
23	KRIVOKAPIC, Petar	32-18	708:36	22.1	68-159	.428	51-126	.405	33-44	.750	15	81	96	3.0	36	0	17	27	4	15	220	6.9
33	SANOGO, Mohamed	30-19	639:52	21.3	86-129	.667	0-1	.000	31-61	.508	36	84	120	4.0	62	0	22	43	37	15	203	6.8
3	HAWKINS, Javaunte	32-9	615:52	19.2	63-183	.344	36-116	.310	22-22	1.000	11	47	58	1.8	32	0	43	31	1	28	184	5.8
21	WILLIAMS JR., John	32-8	456:09	14.3	67-152	.441	8-50	.160	26-42	.619	9	51	60	1.9	39	0	24	39	7	21	168	5.3
11	BREWER, Jayden	19-0	163:49	8.6	36-56	.643	0-6	.000	13-17	.765	9	24	33	1.7	8	0	5	7	5	7	85	4.5
44	PINKNEY, Seth	31-13	475:19	15.3	47-65	.723	0-0	.000	21-33	.636	22	56	78	2.5	82	3	7	13	41	9	115	3.7
12	WILCOX, Dante	17-0	126:10	7.4	7-17	.412	0-2	.000	6-6	1.000	12	10	22	1.3	26	1	6	12	5	3	20	1.2
24	GRANT, Jaden	23-0	140:56	6.1	5-18	.278	2-5	.400	3-4	.750	3	15	18	0.8	12	0	7	6	1	9	15	0.7
25	WILSON, Cameron	4-0	13:04	3.3	0-2	.000	0-1	.000	0-0	.000	0	1	1	0.3	1	0	1	0	0	1	0	0.0
Team											57	54	111				17					
<b>Total</b>		<b>32</b>	<b>6500</b>		<b>867-1861</b>	<b>.466</b>	<b>219-671</b>	<b>.326</b>	<b>386-541</b>	<b>.713</b>	<b>275</b>	<b>733</b>	<b>1008</b>	<b>31.5</b>	<b>547</b>	<b>9</b>	<b>397</b>	<b>473</b>	<b>128</b>	<b>290</b>	<b>2339</b>	<b>73.1</b>
<b>Opponents</b>		<b>32</b>	<b>6500</b>		<b>848-1907</b>	<b>.445</b>	<b>278-765</b>	<b>.363</b>	<b>430-580</b>	<b>.741</b>	<b>414</b>	<b>803</b>	<b>1217</b>	<b>38.0</b>	<b>499</b>	<b>9</b>	<b>452</b>	<b>528</b>	<b>108</b>	<b>264</b>	<b>2404</b>	<b>75.1</b>

### Team Statistics

	FIU	OPP
<b>Scoring</b>	<b>2339</b>	<b>2404</b>
Points per game	73.1	75.1
Scoring margin	-2.0	-
<b>Field goals-att</b>	<b>867-1861</b>	<b>848-1907</b>
Field goal pct	.466	.445
<b>3 point fg-att</b>	<b>219-671</b>	<b>278-765</b>
3-point FG pct	.326	.363
3-pt FG made per game	6.8	8.7
<b>Free throws-att</b>	<b>386-541</b>	<b>430-580</b>
Free throw pct	.713	.741
F-Throws made per game	12.1	13.4
<b>Rebounds</b>	<b>1008</b>	<b>1217</b>
Rebounds per game	31.5	38.0
Rebounding margin	-6.5	-
<b>Assists</b>	<b>397</b>	<b>452</b>
Assists per game	12.4	14.1
<b>Turnovers</b>	<b>473</b>	<b>528</b>
Turnovers per game	14.8	16.5
Turnover margin	+1.7	-
Assist/turnover ratio	0.8	0.9
<b>Steals</b>	<b>290</b>	<b>264</b>
Steals per game	9.1	8.3
<b>Blocks</b>	<b>128</b>	<b>108</b>
Blocks per game	4.0	3.4
<b>Winning streak</b>	<b>0</b>	<b>-</b>
Home win streak	0	-
<b>Attendance</b>	<b>19094</b>	<b>43990</b>
Home games-Avg/Game	18-1061	13-3384
Neutral site-Avg/Game	-	1-1232

### Team Results

Date	Opponent	Score	Att.
11/07/2022	Houston Christian	W 77-66	1104
11/10/2022	Fla. National	W 95-74	643
11/15/2022	at NC State	L 74-107	9543
11/19/2022	Bryant	L 85-91	573
11/23/2022	Stony Brook	W 83-50	676
11/27/2022	Eastern Wash.	W 90-79	456
11/30/2022	Eastern Mich.	L 68-80	1150
12/04/2022	at FGCU	L 65-74	2033
12/13/2022	at Howard	L 59-71	654
12/17/2022	at Fla. Atlantic	L 53-79	1797
12/21/2022	UIW	W 79-74	718
12/29/2022	Florida Col.	W 69-64	848
12/31/2022	at North Texas	L 57-72	2934
01/05/2023	Charlotte	W 62-60	819
01/07/2023	UAB	Wot 90-87	1152
01/11/2023	Fla. Atlantic	Lot 73-77	2244
01/14/2023	at Western Ky.	L 59-70	4743
01/16/2023	North Texas	L 57-64	1183
01/19/2023	at UTEP	L 61-81	3648
01/21/2023	at UTSA	W 77-72	1414
01/26/2023	Western Ky.	W 78-69	1417
01/28/2023	Middle Tenn.	W 82-74	1311
02/02/2023	at Charlotte	W 57-54	3073
02/04/2023	at UAB	L 72-76	5318
02/09/2023	Louisiana Tech	W 66-62	1170
02/11/2023	Rice	L 78-85	1292
02/18/2023	at Middle Tenn.	L 58-69	3911
02/23/2023	UTEP	L 82-87	1219
02/25/2023	UTSA	L 91-95	1119
03/02/2023	at Louisiana Tech	Lot 76-77	2162
03/04/2023	at Rice	W 90-83	2760
03/08/2023	vs Louisiana Tech	Lot 76-81	1232

