



Florida International Men's Basketball

23
24

Men's Basketball Contact: Darin Yrigoyen | Director of Athletic Communications | 954.594.2558 | dyrigoye@fiu.edu

2023-24 SCHEDULE

Record: 3-7
Home: 2-2 Away: 1-2 Neutral: 0-3

Nov. 6	at UCF	L, 85-62
Nov. 9	TARLETON STATE	L, 82-65
Nov. 13	at #12 Miami	L, 86-80
Nov. 15	at Houston Christian	W, 83-74

Cayman Islands Classic

Nov. 19	Akron	L, 77-71
Nov. 20	Marshall	L, 80-69
Nov. 21	LMU/Oakland	L, 61-60

Nov. 26	KENNESAW STATE	W, 91-84
Nov. 29	FGCU	L, 68-65
Dec. 2	LIU	W, 74-59
Dec. 13	at #10 Florida Atlantic*	7 PM
Dec. 16	TRINITY COLL. OF FLA.	6 PM
Dec. 19	STETSON	7 PM
Dec. 21	MAINE	7 PM
Dec. 30	at Utah Tech*	5 PM
Jan. 6	at Jax State*	5 PM
Jan. 11	NEW MEXICO STATE*	7 PM
Jan. 13	UTEP*	6 PM
Jan. 25	at Liberty*	7 PM
Jan. 25	at Western Kentucky*	8 PM
Jan. 27	at Middle Tennessee*	6 PM
Feb. 1	LOUISIANA TECH*	7 PM
Feb. 3	SAM HOUSTON*	2 PM
Feb. 10	MIDDLE TENNESSEE*	2 PM
Feb. 15	at Sam Houston	7:30 PM
Feb. 17	at Louisiana Tech*	3 PM
Feb. 22	LIBERTY*	7 PM
Feb. 24	JAX STATE*	6 PM
Mar. 2	WESTERN KENTUCKY*	6 PM
Mar. 7	at UTEP*	9 PM
Mar. 9	at New Mexico State*	4 PM

*Conference USA Games
All Times ET | Home Games in CAPS

The Matchup

FIU Panthers (3-7)

Head Coach: Jeremy Ballard
Record at FIU: 80-86 (Sixth Season)
Overall Record: same



VS

No. 15 FAU Owls (7-2)

Head Coach: Dusty May
Record at FAU: 108-62 (Sixth Season)
Overall Record: Same



Quick Notes

- Head Coach Jeremy Ballard became the all-time winningest head coach in FIU's D1 era with the win over LIU.
- Arturo Dean leads the nation with 45 steals and 4.5 steals per game.
- FIU is currently ranked second-nationally in steals per game and second in turnovers forced per game.
- The Panthers take on the Owls in their first true road game since Nov. 15, an 84-74 win over Houston Christian.
- Dean is the returning CUSA Freshman of the Year, the first in FIU's CUSA tenure.
- Jonathan Aybar, a transfer from North Florida, joins FIU this season, the same school that his dad attended and played basketball at from 1996-1999. He is the first second-generation player in program history.
- The Panthers have two retired jersey numbers in their program, Raja Bell (#13) and Carlos Arroyo (#30). Both had long-tenured NBA careers with Bell named to the NBA's All-Defensive Team twice.
- This is the 43rd season of FIU men's basketball, dating back to 1981-82.

Gameday Info

Date: Wednesday, Dec. 13 | 7 p.m.
Location: Boca Raton, Fla. | Eleanor Baldwin Arena
Last Meeting: FAU def. FIU, 77-73 (OT), 1/11/23

CUSA Standings

LA Tech	0-0	8-2
Liberty	0-0	7-3
WKU	0-0	7-3
UTEP	0-0	6-4
Sam Houston	0-0	5-5
MTSU	0-0	5-6
Jax State	0-0	4-6
NM State	0-0	4-6
FIU	0-0	3-7

Around CUSA (ET)

December 13

FIU at No. 15 FAU | 7 p.m.
Liberty vs. Tennessee State | 8 p.m.

December 14-15

12.14 | Jax State at Wisconsin | 8 p.m.
12.15 | Sam Houston vs. Texas State | 7:30 p.m.
12.15 | NM State vs. New Mexico | 9 p.m.

By The Numbers

	72.0	44.0	29.9	30.9	14.5	3.2	13.2	75.6	48.2	33.6	0.9	-6.9
	PPG	FG%	3FG%	RPG	APG	BPG	SPG	OPPG	OFG%	O3FG%	A:TO	RMAR
	84.4	50.5	38.5	36.9	15.4	3.1	7.8	70.6	43.0	32.8	1.4	+4.6

2023-24 FIU Men's Basketball



@fiuhoops

Numerical Roster

NO.	NAME	POS.	HT.	YR.	HOMETOWN / PREVIOUS SCHOOL
0	Okechukwu Okeke	F	6-9	Jr.	East Chicago, Ill. / Tallahassee CC
1	Dashon Gittens	G	6-3	So.	Hartford, Conn. / Putnam Science Academy
2	Arturo Dean	G	5-11	So.	Miami, Fla. / Putnam Science Academy
3	Javaunte Hawkins	G	5-11	Sr.	Lee's Summit, Mo. / Butler CC
4	Seth Pinkney	C	7-1	Sr.	Philadelphia, Pa / Quinnipiac
5	Jaidon Lipscomb	G	6-5	Jr.	Columbus, Ohio / Lakeland CC
10	Travis Gray	G	6-5	Jr.	Syracuse, N.Y. / Mohawk Valley CC
11	Jayden Brewer	G	6-6	So.	Indianapolis, Ind. / Combine Prep
12	Dante Wilcox	G/F	6-6	Gr.	West Palm Beach, Fla. / Oxbridge Academy
15	Renato Ruiz	G	6-1	Jr.	Plantation, Fla. / American Heritage
21	Jonathan Aybar	F	6-9	Jr.	Kissimmee, Fla. / University of North Florida
22	Onyx Pastoriza	G	5-8	Sr.	Arecibo, Puerto Rico / Miami Triple Threat
23	Petar Krivokapic	G	6-4	Jr.	Budva, Montenegro / Miami Prep School
24	Jaden Grant	G	5-11	Jr.	Davie, Fla. / NSU University School
31	George Pridgett, Jr.	G	5-11	Jr.	Boston, Mass. / Polk State College
33	Mohamed Sanogo	F	6-9	Jr.	Pittsfield, Mass. / Putnam Science Academy

Coaching Staff

Jeremy Ballard	Head Coach	6th Season	Colgate '03
Jesse Bopp	Associate Head Coach	6th Season	Plymouth State '07
Joey Rodriguez	Assistant Coach	6th Season	VCU '11
Zavier Anderson	Assistant Coach	2nd Season	Clemson '11
Vince Caruso	Video Coordinator	1st Season	Worcester State '15
Jack Sprague	Strength & Conditioning Coach		
Colin Campbell	Director of Basketball Ops		



Okechukwu Okeke




Dashon Gittens



Arturo Dean



Javaunte Hawkins



Seth Pinkney




Jaidon Lipscomb




Travis Gray




Jayden Brewer



Dante Wilcox




Renato Ruiz



Jonathan Aybar



Onyx Pastoriza



Petar Krivokapic



Jaden Grant



George Pridgett, Jr.



Mohamed Sanogo

A-Z Roster

21	Jonathan Aybar
11	Jayden Brewer
2	Arturo Dean
1	Dashon Gittens
24	Jaden Grant
10	Travis Gray
3	Javaunte Hawkins
23	Petar Krivokapic
5	Jaidon Lipscomb
0	Okechukwu Okeke
22	Onyx Pastoriza
31	George Pridgett, Jr.
4	Seth Pinkney
15	Renato Ruiz
33	Mohamed Sanogo
12	Dante Wilcox

By Location

Connecticut (1)	
1	Dashon Gittens
Florida (6)	
2	Arturo Dean
4	Seth Pinkney
12	Dante Wilcox
15	Renato Ruiz
21	Jonathan Aybar
24	Jaden Grant
Ohio (1)	
5	Jaidon Lipscomb
New York (1)	
10	Travis Gray
Illinois (1)	
0	Okechukwu Okeke
Indiana (1)	
11	Jayden Brewer
International (2)	
22	Onyx Pastoriza - Puerto Rico
23	Petar Krivokapic - Montenegro
Massachusetts (2)	
31	George Pridgett, Jr.
33	Mohamed Sanogo
Missouri (1)	
3	Javaunte Hawkins

By Class

Sophomore (3)	
1	Dashon Gittens
2	Arturo Dean
11	Jayden Brewer
Junior (9)	
0	Okechukwu Okeke
5	Jaidon Lipscomb
10	Travis Gray
15	Renato Ruiz
21	Jonathan Aybar
23	Petar Krivokapic
24	Jaden Grant
31	George Pridgett, Jr.
33	Mohamed Sanogo
Senior (4)	
3	Javaunte Hawkins
4	Seth Pinkney
22	Onyx Pastoriza
12	Dante Wilcox



Individual Stat Leaders

FIU

Points: Arturo Dean, 14.1 ppg
Rebounds: Dean/Aybar, 4.4 rpg
Assists: Arturo Dean, 5.0 apg
Steals: Arturo Dean, 4.5 spg
Blocks: Seth Pinkney, 1.0 bpg
3-PT Made: Javaunte Hawkins, 20 3-PT (35.7%)
FG Made: Arturo Dean, 58 FG (44.3%)

FAU

Points: Vladislav Goldin, 16.2 ppg
Rebounds: Johnell Davis, 7.0 rpg
Assists: Bryan Greenlee, 3.8 apg
Steals: Nick Boyd, 2.0 spg
Blocks: Vladislav Goldin, 2.0 bpg
3-PT Made: Alijah Martin, 20 3-PT (33.3%)
FG Made: Vladislav Goldin, 56 FG (73.7%)

Last Time Out

Opponent: vs LIU
Result: W, 74-59

Recap:

Ballard's 80th win surpassed Shaky Rodriguez for the most wins all-time in the Division I era of FIU men's basketball. Arturo Dean also had a historic evening with a 27-point career-high, adding seven rebounds, four assists and six steals. Jayden Brewer added 14 points off the bench and had five rebounds. Okechukwu Okeke chipped in a season-high 13 points in 21 minutes on 4-for-7 shooting from the free throw line.

A total of 11 different Panthers appeared in the game as FIU's depth was important. 10 of those 11 players played 10 minutes or more as the Panthers had 35 bench points. The Panthers also had 48 points in the paint despite missing Jonathan Aybar.

The Panthers took a 12-7 lead, going up by five on a Brewer lay-up with 13:25 remaining in the first half. FIU extended it to nine with 6:50 to go as Seth Pinkney made a driving lay-up for the Panthers' largest lead in the first half. The Panthers' took a 31-24 lead into the halftime locker room.

LIU came out strong in the second half, cutting its deficit to three with 16:55 remaining. Ahead by just four with less than 13 minutes to go, FIU ripped off four straight points to go up by eight capped by a Jaidon Lipscomb layup.

Dean extended the lead for FIU to 13 points on a three-pointer with 4:01 to go and the Panthers used this margin to secure the result. Dean made a lay-up with 24 seconds to go to put a bow on the victory, 74-59.

Matchup Preview

MIAMI — FIU's men's basketball team enjoyed an 11-day break from competition and will now take on No. 15 FAU in Boca Raton, Fla. at 7 p.m. on Wednesday, Dec. 13.

The Panthers soaked up a historic evening in their last game, a 74-59 win over LIU on Dec. 2. With the win, head coach Jeremy Ballard surpassed Shaky Rodriguez for the most career wins all-time in FIU's Division I era (80). Arturo Dean also notched a career-high 27 points and continues to sit atop the national rankings in steals and steals per game.

Okechukwu Okeke earned significant minutes for the first time this season against LIU and delivered with 13 points in 21 minutes off the bench.

FIU and FAU are very familiar with one another as in-state, South Florida rivals and FAU formally a member of Conference USA. The Owls recently departed for the American Conference this season, but the history between these programs remains.

In their last meeting, the Panthers took the Owls to the wire and had a chance to win the game late at home on Jan. 11, 2023. FAU secured the result in overtime, however, winning 77-73. The Owls proved themselves as the class of CUSA last season, sporting a 17-0 record at home and 18-2 mark in conference play on their way to the NCAA Final Four.

SCOUTING FAU

FAU has been nationally-ranked to start the 2023-24 season and sits at No. 15 in the latest AP Poll.

Vladislav Goldin has taken a significant step forward as the Owls' leading scorer with 16.2 ppg on an NCAA-leading 73.7 field goal percentage.

The Owls were most recently defeated by No. 20 Illinois 98-89 as part of the Jimmy V Classic at Madison Square Garden. FAU has already played a highly-competitive schedule and will take on St. Bonaventure on Dec. 16 in the Basketball Hall of Fame Classic in Springfield, Mass. following its tilt with FIU. The Owls will then meet Arizona in Las Vegas, Nev. on Dec. 23.

FAU's Last Starting Five: Golden, Davis, Martin, Gaffney, Weatherspoon

Last Game's Starting Five



#1 Dashon Gittens



#2 Arturo Dean



#4 Seth Pinkney



#12 Dante Wilcox



#23 Petar Krivokapic

2023-24 Streaks/Trends

RECORD BREAKDOWN

At Home	2-2
On the Road	1-2
Neutral	0-3

MONTH-BY-MONTH

November	2-7
December	1-0
January	0-0
February	0-0
March	0-0

HALFTIME LEADS/LEADS/OT

Leading at half, home	2-1
Leading at the half, road/neutral	1-0
Tied at the half, home	0-0
Tied at the half, road/neutral	0-0
Trailing at the half, home	0-1
Trailing at the half, road/neutral	0-5
Games decided by 5 points or fewer	0-2
Games decided by 10 points or fewer	2-4
Leading with 5:00 left	3-2
Leading with 2:00 left	3-1
Overtime games	0-0

WINS VS LOSSES

	W	L
PPG	87.0	69.0
OPPG	79.0	84.3
Margin	+8.0	-15.3
FG%	51.5	40.9
OFG%	46.7	53.1
3FG%	37.8	27.7
O3FG%	19.9	43.8
FT%	66.3	70.2
RPG	36.0	29.7
ORPG	12.0	38.7
RMAR	+1.0	-9.0
APG	17.5	13.7
T/O PG	18.5	18.3
BPG	3.5	4.0
SPG	7.0	11.7

STREAKS

Overall	W1
Home Won	--
Home Lost	W1
Home CUSA	--
Home non-conference	W1
Road non-conference	W1
Road Won	W1
Road Lost	--
Road CUSA	--
Neutral	L3





2023-24 FIU Men's Basketball Combined Team Statistics All games

Game Records

Record	Overall	Home	Away	Neutral
ALL GAMES	3-7	2-2	1-2	0-3
CONFERENCE	0-0	0-0	0-0	0-0
NON-CONFERENCE	3-7	2-2	1-2	0-3

Score by Periods

Team	1st	2nd	OT	TOT
FIU	341	379	0	720
Opponents	371	385	0	756

Team Box Score

No.	Player	GP-GS	MIN	AVG	Total		3-Point		F-Throw		Rebounds				Other							
					FG-FGA	FG%	3FG-3FGA	3FG%	FT-FTA	FT%	OFF	DEF	TOT	AVG	PF	DQ	A	TO	BLK	STL	PTS	AVG
2	DEAN, Arturo	10-9	294:19	29.4	58-131	.443	12-31	.387	13-23	.565	9	35	44	4.4	25	2	50	40	2	45	141	14.1
1	GITTENS, Dashon	10-10	312:36	31.3	37-98	.378	11-43	.256	19-22	.864	8	22	30	3.0	27	0	27	20	3	18	104	10.4
21	AYBAR, Jonathan	9-9	225:53	25.1	32-53	.604	6-16	.375	16-21	.762	16	24	40	4.4	27	1	15	26	4	14	86	9.6
3	HAWKINS, Javaunte	10-1	194:55	19.5	28-73	.384	20-56	.357	8-11	.727	2	19	21	2.1	14	0	11	17	0	7	84	8.4
23	KRIVOKAPIC, Petar	10-10	243:34	24.4	29-75	.387	12-48	.250	13-17	.765	6	10	16	1.6	11	0	9	12	1	13	83	8.3
11	BREWER, Jayden	10-0	163:00	16.3	30-63	.476	2-15	.133	14-29	.483	12	15	27	2.7	12	0	5	11	3	8	76	7.6
0	OKEKE, Okechukwu	3-0	25:60	8.7	5-10	.500	1-2	.500	4-7	.571	2	1	3	1.0	3	0	0	1	2	3	15	5.0
33	SANOGO, Mohamed	9-0	139:20	15.5	19-36	.528	0-0	.000	7-14	.500	15	16	31	3.4	21	1	7	12	4	4	45	5.0
4	PINKNEY, Seth	10-10	149:39	15.0	14-19	.737	0-1	.000	13-22	.591	9	17	26	2.6	33	2	9	6	10	2	41	4.1
31	BRIDGETT JR., George	9-0	68:59	7.7	6-25	.240	5-20	.250	5-6	.833	1	6	7	0.8	3	0	4	2	1	5	22	2.4
5	LIPSCOMB, Jaidon	6-0	35:00	5.8	4-10	.400	2-8	.250	0-0	.000	0	1	1	0.2	2	0	3	1	0	3	10	1.7
24	GRANT, Jaden	6-0	67:26	11.2	2-4	.500	1-1	1.000	1-2	.500	2	7	9	1.5	5	0	1	2	0	6	6	1.0
12	WILCOX, Dante	9-1	79:19	8.8	2-7	.286	0-0	.000	3-4	.750	7	3	10	1.1	12	1	4	6	2	4	7	0.8
Team											22	22	44					7				
Total		10	2000		266-604	.440	72-241	.299	116-178	.652	111	198	309	30.9	195	7	145	163	32	132	720	72.0
Opponents		10	2000		261-542	.482	73-217	.336	161-228	.706	122	256	378	37.8	158	2	138	199	47	78	756	75.6

Team Statistics

	FIU	OPP
Scoring	720	756
Points per game	72.0	75.6
Scoring margin	-3.6	-
Field goals-att	266-604	261-542
Field goal pct	.440	.482
3 point fg-att	72-241	73-217
3-point FG pct	.299	.336
3-pt FG made per game	7.2	7.3
Free throws-att	116-178	161-228
Free throw pct	.652	.706
F-Throws made per game	11.6	16.1
Rebounds	309	378
Rebounds per game	30.9	37.8
Rebounding margin	-6.9	-
Assists	145	138
Assists per game	14.5	13.8
Turnovers	163	199
Turnovers per game	16.3	19.9
Turnover margin	+3.6	-
Assist/turnover ratio	0.9	0.7
Steals	132	78
Steals per game	13.2	7.8
Blocks	32	47
Blocks per game	3.2	4.7
Winning streak	1	-
Home win streak	1	-
Attendance	4043	13454
Home games-Avg/Game	4-1011	3-4485
Neutral site-Avg/Game	-	3-1277

Team Results

Date	Opponent	Score	Att.
11/06/2023	at UCF	L 62-85	6225
11/09/2023	Tarleton St.	L 65-82	1242
11/13/2023	at Miami (FL)	L 80-86	6620
11/15/2023	at Houston Christian	W 83-74	609
11/19/2023	vs Akron	L 71-77	1100
11/20/2023	vs Marshall	L 69-80	1200
11/21/2023	vs LMU (CA)	L 60-61	1531
11/26/2023	Kennesaw St.	W 91-84	755
11/29/2023	FGCU	L 65-68	1365
12/02/2023	LIU	W 74-59	681





**2023-24 FIU Men's Basketball
Team Game-by-Game
All games**

Opponent	Date	Score	L	Total		3-Pointers		Free throws		Rebounds										
				FG-FGA	PCT	3FG-3FGA	PCT	FT-FTA	PCT	OFF	DEF	TOT	AVG	PF	A	TO	BLK	STL	PTS	AVG
at UCF	11/06/2023	62-85	L	17-47	.362	4-18	.222	24-32	.750	9	21	30	30.0	18	10	24	2	11	62	62.0
Tarleton St.	11/09/2023	65-82	L	23-58	.397	8-32	.250	11-17	.647	10	15	25	27.5	13	14	21	6	17	65	63.5
at Miami (FL)	11/13/2023	80-86	L	32-71	.451	11-33	.333	5-8	.625	16	18	34	29.7	15	17	10	4	7	80	69.0
at Houston Christian	11/15/2023	83-74	W	30-64	.469	12-31	.387	11-18	.611	16	17	33	30.5	26	20	19	1	15	83	72.5
vs Akron	11/19/2023	71-77	L	23-53	.434	8-20	.400	17-23	.739	6	17	23	29.0	24	15	19	4	14	71	72.2
vs Marshall	11/20/2023	69-80	L	28-69	.406	7-29	.241	6-12	.500	15	19	34	29.8	21	13	16	1	15	69	71.7
vs LMU (CA)	11/21/2023	60-61	L	27-64	.422	3-16	.188	3-6	.500	13	18	31	30.0	18	12	11	2	11	60	70.0
Kennesaw St.	11/26/2023	91-84	W	32-57	.561	7-19	.368	20-28	.714	8	31	39	31.1	22	15	18	6	8	91	72.6
FGCU	11/29/2023	65-68	L	26-56	.464	8-23	.348	5-12	.417	8	20	28	30.8	22	14	16	1	15	65	71.8
LIU	12/02/2023	74-59	W	28-65	.431	4-20	.200	14-22	.636	10	22	32	30.9	16	15	9	5	19	74	72.0
Total		720		266-604	.440	72-241	.299	116-178	.652	111	198	309	30.9	195	145	163	32	132	720	72.0
Opponents		756		261-542	.482	73-217	.336	161-228	.706	122	256	378	37.8	158	138	199	47	78	756	75.6

FIU Averages

Games Played	Points/game	FG Pct	3FG Pct	FT Pct	Rebounds/game	Assists/game	Turnovers/game	Assist/Turnover ratio	Steals/game	Blocks/game
10	72.0	44.0	29.9	65.2	30.9	14.5	16.3	0.9	13.2	3.2





Officials: Keith Kimble, Kevin Mathis, James Hicks

FIU - 62 Record: 0-1

NO.	Name	Min	FG			Rebounds			Fouls		TP	AS	TO	ST	Blocks		+/-
			M-A	M-A	M-A	OR	DR	TOT	PF	FD					BS	BA	
21	Jonathan Aybar	F 21:57	2-5	0-3	0-0	0	2	2	4	1	4	0	4	0	0	0	-14
4	Seth Pinkney	C 15:50	0-1	0-0	6-8	1	2	3	2	4	6	0	0	0	1	0	-17
1	Dashon Gittens	G 31:33	3-12	1-3	4-4	0	1	1	2	2	11	2	2	2	0	3	-20
2	Arturo Dean	G 20:55	1-7	0-2	0-0	1	3	4	5	0	2	4	4	3	0	1	-20
23	Petar Krivokapic	G 30:38	4-6	0-2	2-3	1	4	5	2	1	10	0	4	2	0	0	-21
3	Javaunte Hawkins	15:39	3-4	3-3	0-0	0	1	1	2	1	9	1	7	0	0	0	-7
11	Jayden Brewer	22:32	2-5	0-2	5-7	1	5	6	0	5	9	1	0	0	0	1	-2
12	Dante Wilcox	08:12	0-0	0-0	0-0	0	0	0	0	2	0	0	1	2	0	0	6
33	Mohamed Sanogo	15:11	2-4	0-0	3-6	2	1	3	1	3	7	0	0	0	1	0	-10
31	George Pridgett Jr.	09:45	0-2	0-2	4-4	0	0	0	0	2	4	2	1	2	0	0	-1
24	Jaden Grant	01:56	0-0	0-0	0-0	0	0	0	0	0	0	0	1	0	0	0	-7
5	Jaidon Lipscomb	05:52	0-1	0-1	0-0	0	0	0	0	0	0	0	0	0	0	0	-2
Team						3	2	5			0		0				
Totals			17-47	4-18	24-32	9	21	30	18	21	62	10	24	11	2	5	-23

Shooting By Period		
1 st FG%	5-20	25.0%
3PT%	2-8	25.0%
FT%	9-14	64.3%
2 nd FG%	12-27	44.4%
3PT%	2-10	20.0%
FT%	15-18	83.3%
GM FG%	17-47	36.2%
3PT%	4-18	22.2%
FT%	24-32	75.0%

Dead Ball Rebounds: 5, 0

Technical Fouls::NONE

UCF - 85 Record: 1-0

NO.	Name	Min	FG			Rebounds			Fouls		TP	AS	TO	ST	Blocks		+/-
			M-A	M-A	M-A	OR	DR	TOT	PF	FD					BS	BA	
5	Omar Payne	F 15:05	1-2	0-0	2-2	2	4	6	5	1	4	0	0	1	2	0	12
2	Shemarri Allen	G 29:16	3-7	0-1	2-3	2	3	5	2	4	8	5	2	3	0	1	21
3	Darius Johnson	G 31:19	5-12	3-8	2-4	1	3	4	3	3	15	4	6	2	0	0	20
12	DeMarr Langford Jr.	G 26:06	2-4	0-0	1-4	0	1	1	3	3	5	3	0	2	0	0	31
24	Jaylin Sellers	G 32:06	8-15	1-4	6-7	2	4	6	1	5	23	2	2	3	0	1	20
4	Comeh Emuobor	06:18	0-2	0-1	0-0	0	1	1	1	0	0	0	0	0	0	0	0
10	Mintautas Mockus	07:00	1-4	0-3	0-0	1	0	1	2	0	2	0	0	1	0	0	-12
20	Poohpha Warakulnukroh	00:38	0-0	0-0	0-0	0	0	0	0	0	0	0	0	0	0	0	0
11	Ibrahima Diallo	10:37	3-4	0-0	1-1	1	2	3	0	1	7	0	0	1	3	0	8
22	Nils Machowski	08:41	1-2	1-2	2-2	1	0	1	0	1	5	1	2	1	0	0	3
15	Tyler Hendricks	14:16	3-4	1-2	0-0	1	3	4	2	0	7	1	2	0	0	0	7
31	Thierno Sylla	18:00	4-6	1-3	0-0	1	1	2	2	0	9	0	3	2	0	0	4
0	Charlie May	00:38	0-0	0-0	0-0	0	0	0	0	0	0	0	0	0	0	0	1
Team						1	2	3			0		1				
Totals			31-62	7-24	16-23	13	24	37	21	18	85	16	18	16	5	2	23

Shooting By Period		
1 st FG%	19-39	48.7%
3PT%	4-14	28.6%
FT%	1-3	33.3%
2 nd FG%	12-23	52.2%
3PT%	3-10	30.0%
FT%	15-20	75%
GM FG%	31-62	50.0%
3PT%	7-24	29.2%
FT%	16-23	69.6%

Dead Ball Rebounds: 4, 0

Technical Fouls::NONE

	FIU	UCF
Biggest lead	2 (1 st 19:08)	30 (2 nd 16:11)
Best Scoring Run	6 (2 nd 13:43)	12 (2 nd 19:21)
Lead Changes	1	
Times Tied	1	
Time with Lead	00:22	38:25

	FIU	UCF
Points from	18	22
Turnovers	26	46
Paint	5	20
Second Chance	24	21
Fast Breaks	29	30
Bench		

Period by Period Scoring			
	1st	2nd	TOT
FIU	21	41	62
UCF	43	42	85





Official Basketball Box Score - Final
Tarleton St. at FIU
 11/09/23 Ocean Bank Convocation Center, Miami
 2023-24 Men's Basketball

Game Time: 7:00 PM
 Game Duration: 1:59
 Attendance: 1,242

Officials: Rick Crawford, Jamie Luckie, Kenneth Moreland

Tarleton St. - 82

Record: 1-1

NO.	Name	F	Min	FG	3P	FT	Rebounds			Fouls		TP	AS	TO	ST	Blocks		+/-
				M-A	M-A	M-A	OR	DR	TOT	PF	FD					BS	BA	
6	Jakorie Smith	F	37:10	12-20	6-10	4-6	2	6	8	1	3	34	2	2	6	2	0	20
9	Emmanuel Innocenti	F	27:40	2-3	0-1	1-2	1	6	7	3	1	5	0	5	0	0	0	13
4	Lue Williams	G	38:29	5-11	0-2	1-2	2	6	8	3	2	11	5	5	2	2	1	23
11	Bubu Benjamin	G	13:03	0-3	0-1	1-2	2	2	4	3	2	1	3	2	1	0	1	6
13	Devon Barnes	G	39:20	5-10	2-5	2-2	1	1	2	2	1	14	5	3	2	0	2	18
0	Izzy Miles		11:03	0-2	0-0	0-0	0	0	0	0	0	0	0	1	0	0	0	6
10	Adam Moussa		01:05	0-0	0-0	0-0	0	0	0	0	0	0	0	2	1	0	0	-3
5	KiAndre Gaddy		28:28	7-10	0-0	3-4	9	5	14	3	4	17	0	1	1	2	2	5
22	Jalen Thomas		03:42	0-1	0-0	0-0	0	0	0	2	0	0	0	2	0	0	0	-3
Team												0		3				
Totals				31-60	8-19	12-18	19	28	47	17	13	82	15	26	13	6	6	17

Shooting By Period		
1 st FG%	18-38	47.4%
3PT%	5-13	38.5%
FT%	3-4	75%
2 nd FG%	13-22	59.1%
3PT%	3-6	50.0%
FT%	9-14	64.3%
GM FG%	31-60	51.7%
3PT%	8-19	42.1%
FT%	12-18	66.7%

Dead Ball Rebounds: 1, 0

Technical Fouls: Williams 1st10:36

FIU - 65

Record: 0-2

NO.	Name	F	Min	FG	3P	FT	Rebounds			Fouls		TP	AS	TO	ST	Blocks		+/-
				M-A	M-A	M-A	OR	DR	TOT	PF	FD					BS	BA	
21	Jonathan Aybar	F	26:45	4-8	2-3	4-4	2	3	5	2	4	14	2	5	4	1	0	4
4	Seth Pinkney	C	10:56	1-2	0-0	2-2	0	0	0	2	1	4	0	2	0	1	0	-15
1	Dashon Gittens	G	34:08	2-6	1-5	3-4	1	0	1	4	4	8	2	1	4	0	0	-7
2	Arturo Dean	G	28:01	6-12	2-6	0-0	1	1	2	2	1	14	4	4	3	0	0	1
23	Petar Krivokapic	G	18:41	0-5	0-4	0-0	1	2	3	0	1	0	0	1	1	0	1	-23
3	Javaunte Hawkins		18:39	1-5	0-4	0-0	0	2	2	0	1	2	0	2	1	0	1	-21
11	Jayden Brewer		22:57	4-10	1-4	1-5	1	3	4	0	3	10	0	4	3	2	3	-8
33	Mohamed Sanogo		21:20	3-4	0-0	0-0	2	1	3	2	0	6	4	0	1	1	1	-7
31	George Pridgett Jr.		12:56	2-4	2-4	1-2	0	1	1	0	1	7	0	1	0	1	0	-9
5	Jaidon Lipscomb		05:37	0-2	0-2	0-0	0	0	0	1	0	0	2	0	0	0	0	0
Team												0		1				
Totals				23-58	8-32	11-17	10	15	25	13	16	65	14	21	17	6	6	-17

Shooting By Period		
1 st FG%	12-27	44.4%
3PT%	3-12	25.0%
FT%	11-16	68.8%
2 nd FG%	11-31	35.5%
3PT%	5-20	25.0%
FT%	0-1	0%
GM FG%	23-58	39.7%
3PT%	8-32	25.0%
FT%	11-17	64.7%

Dead Ball Rebounds: 3, 0

Technical Fouls: NONE

	TSU	FIU
Biggest lead	21 (2 nd 2:19)	0 (1 st 20:00)
Best Scoring Run	8 (1 st 13:54)	11 (1 st 1:30)
Lead Changes	0	
Times Tied	1	
Time with Lead	38:36	00:00

	TSU	FIU
Points from		
Turnovers	24	18
Paint	46	30
Second Chance	19	9
Fast Breaks	9	10
Bench	17	25

	Period by Period Scoring		
	1st	2nd	TOT
TSU	44	38	82
FIU	38	27	65





Official Basketball Box Score - Final
FIU at #12 Miami (FL)
 11/13/23 Watsco Center, Coral Gables, Fla.
 2023-24 Men's Basketball

Game Time: 7:00 PM
 Game Duration: 1:53
 Attendance: 6,620

Officials: Ron Groover, Pat Adams, Tony Henderson

FIU - 80

Record: 0-3

NO.	Name	F/C	Min	FG		3P		FT		Rebounds			Fouls		TP	AS	TO	ST	Blocks		+/-
				M-A	M-A	M-A	OR	DR	TOT	PF	FD	BS	BA								
21	Jonathan Aybar	F	25:50	2-4	0-2	0-0	4	2	6	1	2	4	2	2	2	2	2	2	0	0	4
4	Seth Pinkney	C	17:54	3-3	0-0	1-2	3	3	6	2	2	7	2	1	0	1	0	1	0	1	
1	Dashon Gittens	G	32:58	6-14	2-7	0-0	1	1	2	2	0	14	1	1	1	1	0	0	10		
2	Arturo Dean	G	28:18	7-16	3-5	2-3	1	4	5	2	2	19	6	2	2	2	0	2	1		
23	Petar Krivokapic	G	26:58	1-8	0-7	0-0	1	0	1	1	0	2	2	1	1	0	0	1			
3	Javaunte Hawkins		15:42	4-8	3-7	0-0	0	1	1	0	0	11	0	1	0	0	1	-19			
11	Jayden Brewer		10:48	3-6	0-1	0-0	1	0	1	0	0	6	1	1	0	0	1	-19			
33	Mohamed Sanogo		19:47	3-5	0-0	2-3	2	3	5	3	2	8	1	0	0	1	0	-5			
12	Dante Wilcox		10:55	0-1	0-0	0-0	2	1	3	2	0	0	2	0	1	0	0	-15			
31	George Pridgett Jr.		10:50	3-6	3-4	0-0	0	1	1	2	1	9	0	0	0	0	1	11			
Team										1	2	3			0			1			
Totals				32-71	11-33	5-8	16	18	34	15	9	80	17	10	7	4	5	-6			

Shooting By Period		
1 st FG%	15-35	42.9%
3PT%	7-17	41.2%
FT%	2-3	66.7%
2 nd FG%	17-36	47.2%
3PT%	4-16	25.0%
FT%	3-5	60%
GM FG%	32-71	45.1%
3PT%	11-33	33.3%
FT%	5-8	62.5%

Dead Ball Rebounds: 1, 0

Technical Fouls::NONE

#12 Miami (FL) - 86

Record: 3-0

NO.	Name	F/C	Min	FG		3P		FT		Rebounds			Fouls		TP	AS	TO	ST	Blocks		+/-
				M-A	M-A	M-A	OR	DR	TOT	PF	FD	BS	BA								
15	Norchad Omier	F	23:33	2-6	0-1	2-2	4	7	11	4	1	6	2	3	2	2	1	2	1	-5	
0	Matthew Cleveland	G	35:18	8-10	3-3	4-5	2	5	7	0	5	23	4	1	0	0	1	5			
4	Bensley Joseph	G	37:58	6-9	4-5	2-2	0	1	1	2	1	18	4	2	2	1	0	6			
5	Wooga Poplar	G	36:03	6-11	4-6	2-2	0	6	6	2	3	18	4	5	2	0	1	8			
24	Nijel Pack	G	36:05	7-13	2-6	1-3	0	2	2	1	4	17	5	3	2	0	0	-2			
1	Michael Nwoko		12:37	1-1	0-0	0-0	0	1	1	0	0	2	0	0	0	1	0	-3			
7	Kyshawn George		03:55	0-2	0-0	0-0	0	2	2	0	1	0	0	0	0	0	1	8			
3	Christian Watson		06:16	0-0	0-0	0-0	0	0	0	0	0	0	1	0	0	0	0	0			
23	AJ Casey		08:15	1-1	0-0	0-0	0	1	1	0	0	2	0	0	0	1	0	13			
Team										1	0	1			0			0			
Totals				31-53	13-21	11-14	7	25	32	9	15	86	20	14	8	5	4	6			

Shooting By Period		
1 st FG%	15-30	50.0%
3PT%	7-11	63.6%
FT%	4-5	80%
2 nd FG%	16-23	69.6%
3PT%	6-10	60.0%
FT%	7-9	77.8%
GM FG%	31-53	58.5%
3PT%	13-21	61.9%
FT%	11-14	78.6%

Dead Ball Rebounds: 0, 0

Technical Fouls::NONE

	FIU	MIA
Biggest lead	12 (2 nd 16:10)	17 (1 st 9:56)
Best Scoring Run	17(2 nd 16:10)	19(2 nd 11:29)
Lead Changes	3	
Times Tied	2	
Time with Lead	07:46	30:24

Points from	FIU	MIA
Turnovers	20	15
Paint	40	26
Second Chance	24	2
Fast Breaks	2	28
Bench	34	4

	Period by Period Scoring		
	1st	2nd	TOT
FIU	39	41	80
MIA	41	45	86





Official Basketball Box Score - Final
FIU at Houston Christian
 11/15/23 Sharp Gymnasium, Houston
 2023-24 Men's Basketball

Game Time: 7:00 PM
 Game Duration: 2:13
 Attendance: 609

Officials: Rod Dixon, Joe Wilbert, Brent Simmons

FIU - 83

Record: 1-3

NO.	Name	Min	FG			Rebounds			Fouls		TP	AS	TO	ST	Blocks		+/-
			M-A	M-A	M-A	OR	DR	TOT	PF	FD					BS	BA	
21	Jonathan Aybar	F 29:58	4-7	1-2	2-3	3	5	8	2	5	11	6	5	3	0	0	15
4	Seth Pinkney	C 03:02	0-0	0-0	0-0	0	0	0	5	0	0	0	1	0	0	0	-7
1	Dashon Gittens	G 34:24	7-14	4-6	2-2	4	4	8	2	4	20	5	2	1	0	2	8
2	Arturo Dean	G 34:15	7-11	1-2	3-6	1	1	2	0	4	18	6	3	6	0	2	11
23	Petar Krivokapic	G 23:15	4-9	3-6	2-3	1	0	1	2	1	13	0	2	0	1	0	7
33	Mohamed Sanogo	15:46	2-3	0-0	0-0	2	4	6	5	0	4	0	2	2	0	0	7
11	Jayden Brewer	14:45	1-3	0-1	1-2	0	0	0	3	1	3	1	1	0	0	0	-6
31	George Pridgett Jr.	09:03	0-5	0-5	0-0	0	1	1	0	0	0	0	0	0	0	0	1
3	Javaunte Hawkins	13:37	1-5	1-5	0-0	1	1	2	2	0	3	1	1	1	0	1	3
12	Dante Wilcox	11:18	0-1	0-0	1-2	1	0	1	5	1	1	1	2	0	0	0	6
0	Okechukwu Okeke	01:27	1-2	0-1	0-0	0	0	0	0	0	2	0	0	0	0	0	-3
5	Jaidon Lipscomb	09:10	3-4	2-3	0-0	0	0	0	0	0	8	0	0	2	0	0	3
10	Travis Gray	00:00	0-0	0-0	0-0	0	0	0	0	0	0	0	0	0	0	0	0
Team						3	1	4			0		0				
Totals			30-64	12-31	11-18	16	17	33	26	16	83	20	19	15	1	5	9

Shooting By Period		
1 st FG%	13-29	44.8%
3PT%	5-15	33.3%
FT%	9-15	60%
2 nd FG%	17-35	48.6%
3PT%	7-16	43.8%
FT%	2-3	66.7%
GM FG%	30-64	46.9%
3PT%	12-31	38.7%
FT%	11-18	61.1%

Dead Ball Rebounds: 3, 0

Technical Fouls: Sanogo 1st8:08 Aybar 1st0:03 Okeke 2nd17:19

Houston Christian - 74

Record: 0-2

NO.	Name	Min	FG			Rebounds			Fouls		TP	AS	TO	ST	Blocks		+/-
			M-A	M-A	M-A	OR	DR	TOT	PF	FD					BS	BA	
4	Bonke Maring	F 31:33	3-4	0-0	0-0	2	9	11	2	3	6	4	3	1	0	0	-9
11	Tristan Moore	F 18:56	2-4	1-2	3-3	0	2	2	0	2	8	1	2	0	0	0	-7
33	Michael Imariagbe	F 33:40	6-7	0-0	2-6	1	4	5	1	4	14	1	6	0	4	0	-14
2	Pierce Bazil	G 38:11	6-15	0-5	4-8	3	1	4	2	5	16	3	7	2	0	0	-9
10	Marcus Greene	G 29:40	4-6	1-1	0-0	0	3	3	3	3	9	2	2	0	0	0	-1
8	Bruce Carpenter	24:40	4-8	0-2	7-9	2	1	3	3	5	15	3	2	0	1	0	2
20	Chigozie Achara	10:44	2-2	0-0	2-2	1	1	2	3	2	6	0	1	0	0	0	4
24	Jake Arnold	02:30	0-0	0-0	0-2	0	0	0	1	1	0	0	1	0	0	0	-5
7	Dominic Capriotti	06:13	0-3	0-3	0-0	0	0	0	0	0	0	0	1	0	0	1	-6
5	Porter Bazil	03:53	0-1	0-1	0-0	1	0	1	2	0	0	0	1	0	0	0	0
Team						2	0	2			0		0				
Totals			27-50	2-14	18-30	12	21	33	17	25	74	14	26	3	5	1	-9

Shooting By Period		
1 st FG%	10-23	43.5%
3PT%	1-9	11.1%
FT%	9-15	60%
2 nd FG%	17-27	63.0%
3PT%	1-5	20.0%
FT%	9-15	60%
GM FG%	27-50	54.0%
3PT%	2-14	14.3%
FT%	18-30	60.0%

Dead Ball Rebounds: 6, 1

Technical Fouls: Achara 1st8:08

	FIU	HCU
Biggest lead	18 (2 nd 18:31)	6 (1 st 11:50)
Best Scoring Run	9 (1 st 4:34)	6 (1 st 11:50)
Lead Changes	5	
Times Tied	5	
Time with Lead	28:13	08:12

Points from	FIU	HCU
Turnovers	33	16
Paint	32	46
Second Chance	13	14
Fast Breaks	13	8
Bench	21	21

	Period by Period Scoring		
	1st	2nd	TOT
FIU	40	43	83
HCU	30	44	74





FIU at Akron

11/19/23 John Gray Gymnasium, George Town, Cayman Islands
2023-24 Men's Basketball

Game Time: 7:30 PM

Game Duration: 2:08

Attendance: 1,100

Officials: Jeff Anderson, Tony Chiazza, Matt Potter

FIU - 71

Record: 1-4

NO.	Name	Min	FG			Rebounds			Fouls		TP	AS	TO	ST	Blocks		+/-
			M-A	M-A	M-A	OR	DR	TOT	PF	FD					BS	BA	
21	Jonathan Aybar	F 15:04	2-3	0-0	3-3	0	2	2	5	3	7	0	2	2	0	0	14
4	Seth Pinkney	C 12:26	0-1	0-0	0-0	0	0	0	4	0	0	0	0	0	2	0	7
1	Dashon Gittens	G 29:28	1-5	0-3	5-5	1	1	2	4	3	7	4	2	4	1	0	3
2	Arturo Dean	G 35:10	5-11	2-3	2-5	0	5	5	2	4	14	9	6	4	0	0	3
23	Petar Krivokapic	G 31:16	9-10	5-6	3-3	1	1	2	0	5	26	1	0	2	0	0	-8
33	Mohamed Sanogo	19:17	3-7	0-0	1-3	1	2	3	3	2	7	1	4	0	0	0	-17
3	Javaunte Hawkins	24:13	1-5	1-3	3-4	0	4	4	3	3	6	0	1	1	0	1	-14
11	Jayden Brewer	11:45	0-5	0-3	0-0	0	0	0	3	1	0	0	1	0	0	1	-3
12	Dante Wilcox	09:51	1-2	0-0	0-0	1	0	1	0	0	2	0	0	0	1	0	-9
31	George Pridgett Jr.	07:33	1-3	0-1	0-0	0	1	1	0	0	2	0	0	1	0	0	0
24	Jaden Grant	00:55	0-0	0-0	0-0	0	0	0	0	0	0	0	1	0	0	0	-4
5	Jaidon Lipscomb	03:02	0-1	0-1	0-0	0	0	0	0	0	0	0	0	0	0	0	-2
Team						2	1	3			0			2			
Totals			23-53	8-20	17-23	6	17	23	24	21	71	15	19	14	4	2	-6

Shooting By Period		
1st FG%	11-23	47.8%
3PT%	2-7	28.6%
FT%	4-7	57.1%
2nd FG%	12-30	40.0%
3PT%	6-13	46.2%
FT%	13-16	81.3%
GM FG%	23-53	43.4%
3PT%	8-20	40.0%
FT%	17-23	73.9%

Dead Ball Rebounds: 4, 1

Technical Fouls::NONE

Akron - 77

Record: 4-0

NO.	Name	Min	FG			Rebounds			Fouls		TP	AS	TO	ST	Blocks		+/-
			M-A	M-A	M-A	OR	DR	TOT	PF	FD					BS	BA	
11	Sammy Hunter	F 14:31	3-7	1-4	2-2	1	0	1	4	2	9	1	2	0	0	0	-17
25	Enrique Freeman	F 33:40	8-14	2-2	9-13	4	10	14	4	12	27	0	5	2	1	2	4
2	Greg Tribble	G 30:27	0-3	0-1	3-4	1	1	2	2	3	3	3	3	0	1	1	9
5	Tavari Johnson	G 18:59	2-4	1-2	0-0	0	1	1	2	0	5	2	1	0	0	1	-10
34	Nate Johnson	G 26:02	4-7	1-2	1-3	1	3	4	3	3	10	2	1	2	0	0	-7
22	Mikal Dawson	31:52	3-8	3-8	0-1	0	4	4	1	2	9	3	4	0	0	0	15
1	Shammah Scott	23:45	3-6	0-3	0-0	1	1	2	4	1	6	2	2	1	0	0	16
3	Kaleb Thornton	20:44	3-5	2-3	0-2	0	2	2	1	1	8	3	1	1	0	0	20
Team						7	4	11			0			0			
Totals			26-54	10-25	15-25	15	26	41	21	24	77	16	19	6	2	4	6

Shooting By Period		
1st FG%	13-27	48.1%
3PT%	4-13	30.8%
FT%	5-9	55.6%
2nd FG%	13-27	48.1%
3PT%	6-12	50.0%
FT%	10-16	62.5%
GM FG%	26-54	48.1%
3PT%	10-25	40.0%
FT%	15-25	60.0%

Dead Ball Rebounds: 5, 0

Technical Fouls::NONE

	FIU	AKRON
Biggest lead	5 (1st 16:05)	9 (2nd 0:23)
Best Scoring Run	8(2nd 7:23)	10(1st 2:06)
Lead Changes	7	
Times Tied	11	
Time with Lead	10:38	22:16

Points from	FIU	AKRON
Turnovers	22	18
Paint	26	32
Second Chance	5	9
Fast Breaks	22	14
Bench	17	23

	Period by Period Scoring		
	1st	2nd	TOT
FIU	28	43	71
AKRON	35	42	77





Marshall at FIU

11/20/23 John Gray Gymnasium, George Town, Cayman Islands
2023-24 Men's Basketball

Officials: Mike Reed, John Gafney, Tony Henderson

Marshall - 80

Record: 2-2

NO.	Name	Min	FG	3P	FT	Rebounds			Fouls		TP	AS	TO	ST	Blocks		+/-
			M-A	M-A	M-A	OR	DR	TOT	PF	FD					BS	BA	
2	Wyatt Fricks	F 29:12	6-8	1-1	2-2	0	4	4	1	1	15	0	2	0	1	0	5
4	Jacob Conner	F 24:42	6-9	3-5	0-0	0	1	1	2	1	15	4	3	0	1	0	5
41	Nate Martin	F 35:16	4-6	0-0	4-4	3	8	11	3	5	12	3	1	0	2	0	4
0	Kevon Voyles	G 20:44	3-7	1-5	11-12	1	3	4	2	6	18	0	4	3	0	0	5
11	Kamdyn Curfman	G 29:40	2-9	1-8	0-0	0	1	1	1	2	5	4	4	2	0	0	2
5	Cameron Crawford	18:13	3-9	1-3	0-0	0	0	0	0	1	7	2	1	0	0	1	13
14	Ryan Nutter	24:45	0-2	0-2	2-2	1	2	3	1	3	2	3	2	0	0	0	10
21	Goran Miladinovic	17:28	2-2	0-0	2-2	1	6	7	3	2	6	3	2	1	0	0	11
Team						2	3	5			0						
Totals			26-52	7-24	21-22	8	28	36	13	21	80	19	19	6	4	1	11

Shooting By Period		
1 st FG%	17-33	51.5%
3PT%	6-15	40.0%
FT%	4-4	100%
2 nd FG%	9-19	47.4%
3PT%	1-9	11.1%
FT%	17-18	94.4%
GM FG%	26-52	50.0%
3PT%	7-24	29.2%
FT%	21-22	95.5%

Dead Ball Rebounds: 0, 0

Technical Fouls::NONE

FIU - 69

Record: 1-5

NO.	Name	Min	FG	3P	FT	Rebounds			Fouls		TP	AS	TO	ST	Blocks		+/-
			M-A	M-A	M-A	OR	DR	TOT	PF	FD					BS	BA	
21	Jonathan Aybar	F 32:41	6-9	0-1	1-2	3	2	5	3	5	13	1	2	2	0	0	-4
4	Seth Pinkney	C 15:34	2-3	0-0	1-2	1	2	3	1	3	5	2	0	1	0	0	7
1	Dashon Gittens	G 27:18	3-9	1-6	0-0	0	2	2	4	0	7	3	2	3	0	1	-8
2	Arturo Dean	G 29:48	5-14	1-3	0-0	2	4	6	5	0	11	4	6	2	0	1	-13
23	Petar Krivokapic	G 31:45	4-14	2-10	2-2	1	3	4	2	2	12	2	1	4	0	1	-1
33	Mohamed Sanogo	08:05	1-2	0-0	0-0	2	3	5	0	0	2	0	1	0	1	0	-14
3	Javaunte Hawkins	21:28	3-8	3-7	1-2	0	0	0	2	1	10	0	1	1	0	0	-1
11	Jayden Brewer	16:00	4-9	0-1	1-4	4	0	4	1	2	9	0	1	1	0	1	-5
12	Dante Wilcox	11:20	0-0	0-0	0-0	1	1	2	3	0	0	0	1	0	0	0	-11
31	George Pridgett Jr.	06:01	0-1	0-1	0-0	0	0	0	0	0	0	1	0	1	0	0	-5
Team						1	2	3			0						
Totals			28-69	7-29	6-12	15	19	34	21	13	69	13	16	15	1	4	-11

Shooting By Period		
1 st FG%	11-31	35.5%
3PT%	2-12	16.7%
FT%	1-2	50%
2 nd FG%	17-38	44.7%
3PT%	5-17	29.4%
FT%	5-10	50%
GM FG%	28-69	40.6%
3PT%	7-29	24.1%
FT%	6-12	50.0%

Dead Ball Rebounds: 4, 0

Technical Fouls::NONE

	MSH	FIU
Biggest lead	19 (1 st 0:48)	2 (1 st 17:44)
Best Scoring Run	7 (1 st 6:20)	8 (2 nd 10:52)
Lead Changes	6	
Times Tied	2	
Time with Lead	38:03	01:11

Points from	MSH	FIU
Turnovers	16	16
Paint	30	38
Second Chance	17	12
Fast Breaks	10	9
Bench	15	21

	Period by Period Scoring		
	1st	2nd	TOT
MSH	44	36	80
FIU	25	44	69





LMU (CA) at FIU

11/21/23 John Gray Gymnasium, George Town, Cayman Islands
2023-24 Men's Basketball

Officials: Paul Szelc, Tony Chiazza, Mark Riggs

LMU (CA) - 61

Record: 3-3

NO.	Name	Min	FG			3P			FT			Rebounds			Fouls		TP	AS	TO	ST	Blocks		+/-
			M-A	M-A	M-A	M-A	M-A	OR	DR	TOT	PF	FD	OR	DR	TOT	BS					BA		
23	Alex Merkviladze	F 21:23	3-8	1-3	2-3	1	3	4	1	2	9	0	1	2	0	1	2	0	1	0	1	8	
34	Keli Leaupepe	F 21:15	2-4	1-1	2-2	0	0	0	4	2	7	1	1	1	1	1	1	0	0	0	0	3	
15	Lars Thiemann	C 27:17	1-1	0-0	4-4	1	3	4	3	2	6	0	1	0	2	0	2	0	0	2	0	-5	
3	Justice Hill	G 27:54	3-9	1-5	0-0	1	1	2	0	2	7	2	6	1	1	0	1	0	0	0	4		
5	Justin Wright	G 30:03	4-10	0-3	7-7	0	8	8	3	5	15	0	2	0	0	1	0	1	0	1	-2		
4	Will Johnston	19:43	1-5	0-3	2-2	0	0	0	1	1	4	2	4	1	0	0	0	0	0	0	-2		
21	Michael Graham	12:43	1-2	0-0	0-0	2	3	5	0	0	2	0	1	0	1	0	1	0	0	0	6		
55	Dominick Harris	24:09	2-7	1-4	2-4	1	3	4	0	4	7	1	3	0	0	0	0	0	0	0	-8		
16	Aaron McBride	15:33	2-2	0-0	0-0	4	1	5	0	0	4	1	0	0	0	0	0	0	0	0	1		
Team						2	3	5			0			0									
Totals			19-48	4-19	19-22	12	25	37	12	18	61	7	19	5	4	2	1						

Shooting By Period		
1 st FG%	13-25	52.0%
3PT%	4-10	40.0%
FT%	11-12	91.7%
2 nd FG%	6-23	26.1%
3PT%	0-9	0.0%
FT%	8-10	80%
GM FG%	19-48	39.6%
3PT%	4-19	21.1%
FT%	19-22	86.4%

Dead Ball Rebounds: 2, 0

Technical Fouls::NONE

FIU - 60

Record: 1-6

NO.	Name	Min	FG			3P			FT			Rebounds			Fouls		TP	AS	TO	ST	Blocks		+/-
			M-A	M-A	M-A	M-A	M-A	OR	DR	TOT	PF	FD	OR	DR	TOT	BS					BA		
21	Jonathan Aybar	F 28:34	5-8	0-1	1-2	1	3	4	3	6	11	0	2	0	1	1	4					4	
4	Seth Pinkney	C 14:55	3-4	0-1	1-2	2	3	5	4	2	7	3	1	0	1	0	4					4	
1	Dashon Gittens	G 32:09	9-15	1-3	0-0	1	2	3	2	1	19	2	2	1	0	0	-1						
2	Arturo Dean	G 30:05	4-15	1-1	1-2	0	0	0	2	1	10	4	3	4	0	1	10						
23	Petar Krivokapic	G 23:33	2-3	0-1	0-0	0	0	0	1	2	4	0	0	0	0	0	-2						
3	Javaunte Hawkins	12:15	1-6	1-5	0-0	1	2	3	0	0	3	1	1	0	0	0	-4						
11	Jayden Brewer	03:40	0-1	0-1	0-0	0	0	0	0	0	0	0	0	0	0	0	-2						
33	Mohamed Sanogo	18:13	3-7	0-0	0-0	2	2	4	4	0	6	1	1	0	0	2	-4						
12	Dante Wilcox	05:53	0-0	0-0	0-0	0	0	0	1	0	0	0	1	0	0	0	-5						
31	George Pridgett Jr.	09:34	0-3	0-2	0-0	1	1	2	0	0	0	1	0	1	0	0	-9						
5	Jaidon Lipscomb	01:21	0-1	0-1	0-0	0	0	0	0	0	0	0	0	0	0	0	-4						
24	Jaden Grant	19:48	0-1	0-0	0-0	1	2	3	1	0	0	0	0	5	0	8							
Team						4	3	7			0			0									
Totals			27-64	3-16	3-6	13	18	31	18	12	60	12	11	11	2	4	-1						

Shooting By Period		
1 st FG%	13-30	43.3%
3PT%	2-10	20.0%
FT%	2-4	50%
2 nd FG%	14-34	41.2%
3PT%	1-6	16.7%
FT%	1-2	50%
GM FG%	27-64	42.2%
3PT%	3-16	18.8%
FT%	3-6	50.0%

Dead Ball Rebounds: 2, 0

Technical Fouls::NONE

	LMU	FIU
Biggest lead	13 (2 nd 19:31)	5 (1 st 14:58)
Best Scoring Run	9 (1 st 12:52)	8 (2 nd 9:36)
Lead Changes	8	
Times Tied	3	
Time with Lead	30:12	06:46

Points from	LMU	FIU
Turnovers	11	18
Paint	26	42
Second Chance	12	14
Fast Breaks	0	7
Bench	17	9

	Period by Period Scoring		
	1st	2nd	TOT
LMU	41	20	61
FIU	30	30	60





Officials: Marques Pettigrew, Brent Hampton, Shane Land

Kennesaw St. - 84

Record: 4-3

NO. Name	Min	FG	3P	FT	Rebounds			Fouls		TP	AS	TO	ST	Blocks		+/-
		M-A	M-A	M-A	OR	DR	TOT	PF	FD					BS	BA	
0 Demond Robinson	F 34:09	5-9	1-3	4-9	7	5	12	2	5	15	0	0	2	1	0	-3
3 Jamel King	F 18:58	2-9	2-8	2-2	1	0	1	3	1	8	0	1	0	2	0	-15
1 Terrell Burden	G 35:32	3-16	1-4	6-7	1	2	3	3	8	13	10	3	3	0	4	-3
2 RJ Johnson	G 18:19	1-3	1-2	1-2	3	3	6	3	1	4	2	3	0	0	0	-4
5 Simeon Cottle	G 33:33	7-13	4-8	2-3	0	1	1	2	4	20	0	2	3	1	1	-5
23 Quincy Ademokoya	24:37	5-13	0-6	3-5	2	3	5	1	3	13	1	1	2	0	1	-8
10 Frankqon Sherman	07:08	0-1	0-1	0-0	0	1	1	1	0	0	0	0	0	0	0	-3
25 Rongie Gordon	27:44	5-7	1-3	0-0	1	6	7	5	0	11	1	1	2	1	0	6
Team					3	1	4			0		0				
Totals		28-71	10-35	18-28	18	22	40	20	22	84	14	11	12	5	6	-7

Shooting By Period		
1 st FG%	14-37	37.8%
3PT%	6-21	28.6%
FT%	6-9	66.7%
2 nd FG%	14-34	41.2%
3PT%	4-14	28.6%
FT%	12-19	63.2%
GM FG%	28-71	39.4%
3PT%	10-35	28.6%
FT%	18-28	64.3%

Dead Ball Rebounds: 4, 0

Technical Fouls: Cottle 1st10:17 Ademokoya 2nd15:07

FIU - 91

Record: 2-6

NO. Name	Min	FG	3P	FT	Rebounds			Fouls		TP	AS	TO	ST	Blocks		+/-
		M-A	M-A	M-A	OR	DR	TOT	PF	FD					BS	BA	
21 Jonathan Aybar	F 22:38	4-4	1-1	3-5	1	3	4	4	5	12	2	3	1	0	0	9
4 Seth Pinkney	C 21:30	1-1	0-0	2-2	1	3	4	4	2	4	2	1	0	4	0	6
1 Dashon Gittens	G 34:12	4-10	0-2	5-7	0	6	6	4	3	13	3	4	1	2	0	-1
3 Javaunte Hawkins	G 25:47	7-12	4-8	4-5	0	1	1	2	1	22	1	1	1	0	0	-2
23 Petar Krivokapic	G 23:10	3-11	1-6	2-2	0	0	0	0	1	9	1	1	1	0	2	-4
2 Arturo Dean	23:34	6-9	0-1	1-2	1	6	7	3	4	13	5	7	4	0	1	10
33 Mohamed Sanogo	07:38	2-3	0-0	1-2	2	0	2	1	1	5	0	1	0	0	1	3
12 Dante Wilcox	07:52	1-2	0-0	0-0	1	0	1	1	0	2	0	0	0	0	1	10
24 Jaden Grant	18:11	1-2	1-1	1-2	0	3	3	2	1	4	1	0	0	0	0	13
11 Jayden Brewer	13:19	3-3	0-0	1-1	1	3	4	0	1	7	0	0	0	0	0	-4
31 George Pridgett Jr.	02:09	0-0	0-0	0-0	0	1	1	1	0	0	0	0	0	0	0	-5
Team					1	5	6			0		0				
Totals		32-57	7-19	20-28	8	31	39	22	19	91	15	18	8	6	5	7

Shooting By Period		
1 st FG%	16-28	57.1%
3PT%	3-9	33.3%
FT%	10-11	90.9%
2 nd FG%	16-29	55.2%
3PT%	4-10	40.0%
FT%	10-17	58.8%
GM FG%	32-57	56.1%
3PT%	7-19	36.8%
FT%	20-28	71.4%

Dead Ball Rebounds: 3, 0

Technical Fouls: NONE

	KSU	FIU
Biggest lead	0 (1 st 20:00)	17 (2 nd 13:56)
Best Scoring Run	7 (1 st 1:06)	9 (2 nd 13:56)
Lead Changes	0	
Times Tied	0	
Time with Lead	00:00	39:26

Points from	KSU	FIU
Turnovers	18	8
Paint	34	40
Second Chance	16	7
Fast Breaks	14	4
Bench	24	31

	Period by Period Scoring		
	1st	2nd	TOT
KSU	40	44	84
FIU	45	46	91





Official Basketball Box Score - Final
FGCU at FIU
 11/29/23 Ocean Bank Convocation Center, Miami
 2023-24 Men's Basketball

Game Time: 7:00 PM
 Game Duration: 2:01
 Attendance: 1,365

Officials: Ramie Styons, Darron George, Mick Fieldbinder

FGCU - 68

Record: 2-6

NO.	Name	F	Min	FG	3P	FT	Rebounds			Fouls		TP	AS	TO	ST	Blocks		+/-
				M-A	M-A	M-A	OR	DR	TOT	PF	FD					BS	BA	
10	Zach Anderson	F	25:02	1-2	0-1	1-2	0	2	2	0	1	3	1	4	0	1	0	4
32	Keeshawn Kellman	F	24:09	2-3	0-0	5-6	5	5	10	4	3	9	2	2	1	1	0	6
11	Isaiah Thompson	G	32:12	4-10	2-5	11-13	0	1	1	1	11	21	3	6	1	0	1	1
12	Franco Miller Jr.	G	25:59	2-4	1-2	1-2	0	5	5	3	2	6	3	1	2	1	0	7
23	Dallion Johnson	G	35:53	7-14	5-11	0-0	0	6	6	0	2	19	1	0	0	0	0	9
0	Dakota Rivers		15:51	3-5	0-2	0-2	0	2	2	1	2	6	0	1	0	4	0	-3
1	Rahmir Barno		22:52	0-2	0-0	2-2	0	2	2	2	1	2	3	4	1	1	0	-5
4	Cyrus Largie		18:02	1-3	0-0	0-0	1	1	2	1	0	2	0	2	0	0	0	-4
Team							2	2	4			0		0				
Totals				20-43	8-21	20-27	8	26	34	12	22	68	13	20	5	8	1	3

Shooting By Period		
1st FG%	8-20	40.0%
3PT%	2-10	20.0%
FT%	11-14	78.6%
2nd FG%	12-23	52.2%
3PT%	6-11	54.5%
FT%	9-13	69.2%
GM FG%	20-43	46.5%
3PT%	8-21	38.1%
FT%	20-27	74.1%

Dead Ball Rebounds: 2, 0

Technical Fouls::NONE

FIU - 65

Record: 2-7

NO.	Name	F	Min	FG	3P	FT	Rebounds			Fouls		TP	AS	TO	ST	Blocks		+/-
				M-A	M-A	M-A	OR	DR	TOT	PF	FD					BS	BA	
21	Jonathan Aybar	F	22:26	3-5	2-3	2-2	2	2	4	3	3	10	2	1	0	0	0	-10
4	Seth Pinkney	C	18:18	1-1	0-0	0-4	0	3	3	4	2	2	0	0	0	0	0	15
1	Dashon Gittens	G	30:21	1-7	1-5	0-0	0	0	0	1	0	3	4	2	0	0	3	13
2	Arturo Dean	G	33:49	6-14	0-3	1-1	1	6	7	2	2	13	4	2	10	1	1	5
23	Petar Krivokapic	G	17:11	2-4	1-2	0-0	0	0	0	1	0	5	1	2	1	0	1	4
3	Javaunte Hawkins		22:51	5-13	4-10	0-0	0	4	4	3	0	14	2	1	0	0	1	-7
11	Jayden Brewer		23:28	8-11	0-0	2-5	1	2	3	2	4	18	1	2	3	0	2	-5
33	Mohamed Sanogo		14:02	0-1	0-0	0-0	0	0	0	2	1	0	0	3	1	0	0	-17
12	Dante Wilcox		02:16	0-0	0-0	0-0	0	0	0	0	0	0	0	1	0	0	0	-1
24	Jaden Grant		11:31	0-0	0-0	0-0	0	1	1	2	0	0	0	0	0	0	0	-11
0	Okechukwu Okeke		03:47	0-0	0-0	0-0	0	0	0	2	0	0	0	0	0	0	0	-1
Team							4	2	6			0		2				
Totals				26-56	8-23	5-12	8	20	28	22	12	65	14	16	15	1	8	-3

Shooting By Period		
1st FG%	18-31	58.1%
3PT%	5-11	45.5%
FT%	3-5	60%
2nd FG%	8-25	32.0%
3PT%	3-12	25.0%
FT%	2-7	28.6%
GM FG%	26-56	46.4%
3PT%	8-23	34.8%
FT%	5-12	41.7%

Dead Ball Rebounds: 3, 0

Technical Fouls::NONE

	FGCU	FIU
Biggest lead	7 (2 nd 6:58)	15 (1 st 0:27)
Best Scoring Run	11 (2 nd 11:14)	7 (1 st 14:41)
Lead Changes	1	
Times Tied	2	
Time with Lead	09:55	28:04

Points from	FGCU	FIU
Turnovers	14	15
Paint	22	36
Second Chance	11	2
Fast Breaks	12	4
Bench	10	32

	Period by Period Scoring		
	1st	2nd	TOT
FGCU	29	39	68
FIU	44	21	65





Officials: Kevin Mathis, Barry Mathis, Klyde Mulla

LIU - 59

Record: 1-6

NO.	Name	F/G	3P	FT	Rebounds			Fouls		TP	AS	TO	ST	Blocks		+/-				
					M-A	M-A	M-A	OR	DR					TOT	PF		FD	BS	BA	
23	Nikola Djapa	F 26:54	3-4	0-1	0-0	4	6	10	4	0	6	1	2	0	0	0	-2			
2	Eric Acker	G 32:53	4-10	2-3	2-2	0	2	2	0	2	12	1	9	1	0	1	-18			
10	RJ Greene	G 40:00	4-6	0-0	5-8	0	7	7	4	5	13	1	3	1	1	0	-15			
11	Terell Strickland	G 31:01	5-12	1-4	1-3	0	7	7	3	4	12	1	5	1	0	2	-10			
13	Tai Strickland	G 35:00	4-10	0-3	3-4	1	4	5	2	3	11	0	6	0	0	2	-10			
21	Ahmed Essahaty	04:40	0-0	0-0	0-0	0	0	0	0	0	0	0	0	0	0	2				
6	Tana Kopa	20:21	2-5	1-4	0-2	0	3	3	2	1	5	0	1	1	1	0	-11			
15	CJ Delancy	09:11	0-2	0-0	0-0	1	1	2	1	1	0	0	1	0	1	0	-11			
Team																				
Totals						22-49	4-15	11-19	10	31	41	16	16	59	4	27	4	3	5	-15

Shooting By Period		
1 st FG%	10-25	40.0%
3PT%	1-7	14.3%
FT%	3-6	50%
2 nd FG%	12-24	50.0%
3PT%	3-8	37.5%
FT%	8-13	61.5%
GM FG%	22-49	44.9%
3PT%	4-15	26.7%
FT%	11-19	57.9%

Dead Ball Rebounds: 3, 1

Technical Fouls::NONE

FIU - 74

Record: 3-7

NO.	Name	F/G	3P	FT	Rebounds			Fouls		TP	AS	TO	ST	Blocks		+/-				
					M-A	M-A	M-A	OR	DR					TOT	PF		FD	BS	BA	
4	Seth Pinkney	C 19:14	3-3	0-0	0-0	1	1	2	5	0	6	0	0	1	0	0	8			
1	Dashon Gittens	G 26:05	1-6	0-3	0-0	0	5	5	2	0	2	1	2	1	0	0	11			
2	Arturo Dean	G 30:24	11-22	2-5	3-4	1	5	6	2	2	27	4	3	7	1	1	18			
12	Dante Wilcox	G 11:42	0-1	0-0	2-2	1	1	2	0	1	2	1	0	1	1	0	-4			
23	Petar Krivokapic	G 17:07	0-5	0-4	2-4	0	0	0	2	2	2	2	0	1	0	0	6			
0	Okechukwu Okeke	20:46	4-8	1-1	4-7	2	1	3	1	6	13	0	1	3	2	1	7			
3	Javaunte Hawkins	24:44	2-7	0-4	0-0	0	3	3	0	1	4	5	1	2	0	0	9			
11	Jayden Brewer	23:46	5-10	1-2	3-5	3	2	5	3	4	14	1	1	1	1	1	18			
24	Jaden Grant	15:05	1-1	0-0	0-0	1	1	2	0	0	2	0	0	1	0	0	3			
31	George Pridgett Jr.	01:09	0-1	0-1	0-0	0	0	0	0	0	0	0	0	0	0	0	-2			
5	Jaidon Lipscomb	09:58	1-1	0-0	0-0	0	1	1	1	0	2	1	1	1	0	0	1			
Team																				
Totals						28-65	4-20	14-22	10	22	32	16	16	74	15	9	19	5	3	15

Shooting By Period		
1 st FG%	12-34	35.3%
3PT%	3-14	21.4%
FT%	4-6	66.7%
2 nd FG%	16-31	51.6%
3PT%	1-6	16.7%
FT%	10-16	62.5%
GM FG%	28-65	43.1%
3PT%	4-20	20.0%
FT%	14-22	63.6%

Dead Ball Rebounds: 3, 0

Technical Fouls::NONE

	LIU	FIU
Biggest lead	3 (1 st 18:40)	15 (2 nd 0:24)
Best Scoring Run	6 (2 nd 7:06)	9 (1 st 8:07)
Lead Changes	1	
Times Tied	1	
Time with Lead	00:58	37:16

Points from	LIU	FIU
Turnovers	4	28
Paint	22	48
Second Chance	13	8
Fast Breaks	5	10
Bench	5	35

	Period by Period Scoring		
	1st	2nd	TOT
LIU	24	35	59
FIU	31	43	74





2022-23 FIU Men's Basketball Team Game-by-Game All games

Opponent	Date	Score	W/L	Total		3-Pointers		Free throws		Rebounds				Other Stats						
				FG-FGA	PCT	3FG-3FGA	PCT	FT-FTA	PCT	OFF	DEF	TOT	AVG	PF	A	TO	BLK	STL	PTS	AVG
Houston Christian	11/07/2022	77-66	W	33-66	.500	3-16	.188	8-12	.667	12	25	37	37.0	8	12	14	8	12	77	77.0
Fla. National	11/10/2022	95-74	W	36-68	.529	10-26	.385	13-22	.591	11	31	42	39.5	15	22	13	3	9	95	86.0
at NC State	11/15/2022	74-107	L	31-58	.534	5-18	.278	7-15	.467	5	23	28	35.7	16	14	22	4	9	74	82.0
Bryant	11/19/2022	85-91	L	29-63	.460	11-28	.393	16-23	.696	7	29	36	35.8	19	18	18	3	11	85	82.8
Stony Brook	11/23/2022	83-50	W	31-64	.484	14-38	.368	7-7	1.000	5	33	38	36.2	19	23	9	3	13	83	82.8
Eastern Wash.	11/27/2022	90-79	W	32-58	.552	6-19	.316	20-22	.909	8	26	34	35.8	19	13	20	5	10	90	84.0
Eastern Mich.	11/30/2022	68-80	L	28-57	.491	1-15	.067	11-24	.458	10	21	31	35.1	12	8	13	4	7	68	81.7
at FGCU	12/04/2022	65-74	L	26-63	.413	4-22	.182	9-15	.600	13	23	36	35.3	17	9	13	3	8	65	79.6
at Howard	12/13/2022	59-71	L	23-65	.354	7-25	.280	6-10	.600	13	24	37	35.4	16	11	19	3	9	59	77.3
at Fla. Atlantic	12/17/2022	53-79	L	21-50	.420	1-9	.111	10-14	.714	4	22	26	34.5	14	4	23	2	11	53	74.9
UIW	12/21/2022	79-74	W	28-54	.519	11-28	.393	12-19	.632	7	21	28	33.9	17	18	17	3	11	79	75.3
Florida Col.	12/29/2022	69-64	W	26-54	.481	5-23	.217	12-20	.600	7	28	35	34.0	18	14	16	5	8	69	74.8
at North Texas	12/31/2022	57-72	L	22-49	.449	6-14	.429	7-13	.538	12	13	25	33.3	21	9	16	4	3	57	73.4
Charlotte	01/05/2023	62-60	W	24-51	.471	4-17	.235	10-12	.833	3	26	29	33.0	14	7	8	3	7	62	72.6
UAB	01/07/2023	90-87	Wot	31-65	.477	10-27	.370	18-23	.783	13	24	37	33.3	13	18	22	4	13	90	73.7
Fla. Atlantic	01/11/2023	73-77	Lot	25-60	.417	7-17	.412	16-21	.762	8	27	35	33.4	20	10	11	7	5	73	73.7
at Western Ky.	01/14/2023	59-70	L	22-62	.355	6-23	.261	9-13	.692	14	19	33	33.4	17	11	13	6	13	59	72.8
North Texas	01/16/2023	57-64	L	19-40	.475	4-15	.267	15-21	.714	6	22	28	33.1	15	7	16	6	3	57	71.9
at UTEP	01/19/2023	61-81	L	21-47	.447	8-23	.348	11-14	.786	4	15	19	32.3	17	7	16	5	5	61	71.4
at UTSA	01/21/2023	77-72	W	28-65	.431	11-33	.333	10-11	.909	9	23	32	32.3	20	14	6	7	8	77	71.7
Western Ky.	01/26/2023	78-69	W	32-61	.525	10-25	.400	4-5	.800	7	18	25	32.0	14	15	11	3	11	78	72.0
Middle Tenn.	01/28/2023	82-74	W	28-57	.491	12-23	.522	14-17	.824	11	26	37	32.2	18	13	19	2	10	82	72.4
at Charlotte	02/02/2023	57-54	W	23-47	.489	4-15	.267	7-10	.700	6	23	29	32.0	17	10	11	0	6	57	71.7
at UAB	02/04/2023	72-76	L	28-64	.438	6-22	.273	10-17	.588	7	21	28	31.9	17	14	13	3	14	72	71.8
Louisiana Tech	02/09/2023	66-62	W	22-49	.449	4-18	.222	18-28	.643	8	25	33	31.9	19	8	18	4	10	66	71.5
Rice	02/11/2023	78-85	L	33-61	.541	4-16	.250	8-9	.889	3	23	26	31.7	18	9	7	3	5	78	71.8
at Middle Tenn.	02/18/2023	58-69	L	22-57	.386	8-21	.381	6-6	1.000	11	24	35	31.8	21	9	17	3	7	58	71.3
UTEP	02/23/2023	82-87	L	32-68	.471	2-12	.167	16-20	.800	16	15	31	31.8	23	17	14	6	14	82	71.6
UTSA	02/25/2023	91-95	L	29-56	.518	11-18	.611	22-27	.815	8	21	29	31.7	23	13	20	4	9	91	72.3
at Louisiana Tech	03/02/2023	76-77	Lot	23-60	.383	10-26	.385	20-24	.833	9	19	28	31.6	17	12	14	3	12	76	72.4
at Rice	03/04/2023	90-83	W	31-63	.492	6-16	.375	22-26	.846	13	21	34	31.6	15	17	10	4	7	90	73.0
vs Louisiana Tech	03/08/2023	76-81	Lot	28-59	.475	8-23	.348	12-21	.571	5	22	27	31.5	18	11	14	5	10	76	73.1
Total		2339		867-1861	.466	219-671	.326	386-541	.713	275	733	1008	31.5	547	397	473	128	290	2339	73.1
Opponents		2404		848-1907	.445	278-765	.363	430-580	.741	414	803	1217	38.0	499	452	528	108	264	2404	75.1

FIU Averages

Games Played	Points/game	FG Pct	3FG Pct	FT Pct	Rebounds/game	Assists/game	Turnovers/game	Assist/Turnover ratio	Steals/game	Blocks/game
32	73.1	46.6	32.6	71.3	31.5	12.4	14.8	0.8	9.1	4.0





2022-23 FIU Men's Basketball Combined Team Statistics All games

Game Records

Record	Overall	Home	Away	Neutral
ALL GAMES	14-18	11-7	3-10	0-1
CONFERENCE	8-12	5-5	3-7	0-0
NON-CONFERENCE	6-6	6-2	0-3	0-1

Score by Periods

Team	1st	2nd	OT	TOT
FIU	1123	1182	34	2339
Opponents	1114	1249	41	2404

Team Box Score

No.	Player	Total			3-Point		F-Throw		Rebounds				PF DQ A TO BLK STL PTS				AVG					
		GP-GS	MIN	AVG	FG-FGA	FG%	3FG-3FGA	3FG%	FT-FTA	FT%	OFF	DEF	TOT	AVG	PF	DQ		A	TO	BLK	STL	PTS
2	JONES, Denver	28-28	935:20	33.4	187-391	.478	59-159	.371	131-155	.845	25	82	107	3.8	45	1	56	90	1	49	564	20.1
4	DEAN, Arturo	32-23	949:45	29.7	157-361	.435	12-60	.200	55-86	.640	31	101	132	4.1	81	2	122	101	8	81	381	11.9
0	GUADARRAMA, Nick	24-24	615:44	25.7	65-166	.392	32-92	.348	14-22	.636	24	76	100	4.2	55	0	45	44	10	23	176	7.3
1	GITTENS, Dashon	30-18	659:23	22.0	79-162	.488	19-53	.358	31-49	.633	21	51	72	2.4	68	2	42	43	8	29	208	6.9
23	KRIVOKAPIC, Petar	32-18	708:36	22.1	68-159	.428	51-126	.405	33-44	.750	15	81	96	3.0	36	0	17	27	4	15	220	6.9
33	SANOGO, Mohamed	30-19	639:52	21.3	86-129	.667	0-1	.000	31-61	.508	36	84	120	4.0	62	0	22	43	37	15	203	6.8
3	HAWKINS, Javaunte	32-9	615:52	19.2	63-183	.344	36-116	.310	22-22	1.000	11	47	58	1.8	32	0	43	31	1	28	184	5.8
21	WILLIAMS JR., John	32-8	456:09	14.3	67-152	.441	8-50	.160	26-42	.619	9	51	60	1.9	39	0	24	39	7	21	168	5.3
11	BREWER, Jayden	19-0	163:49	8.6	36-56	.643	0-6	.000	13-17	.765	9	24	33	1.7	8	0	5	7	5	7	85	4.5
44	PINKNEY, Seth	31-13	475:19	15.3	47-65	.723	0-0	.000	21-33	.636	22	56	78	2.5	82	3	7	13	41	9	115	3.7
12	WILCOX, Dante	17-0	126:10	7.4	7-17	.412	0-2	.000	6-6	1.000	12	10	22	1.3	26	1	6	12	5	3	20	1.2
24	GRANT, Jaden	23-0	140:56	6.1	5-18	.278	2-5	.400	3-4	.750	3	15	18	0.8	12	0	7	6	1	9	15	0.7
25	WILSON, Cameron	4-0	13:04	3.3	0-2	.000	0-1	.000	0-0	.000	0	1	1	0.3	1	0	1	0	0	1	0	0.0
Team											57	54	111				17					
Total		32	6500		867-1861	.466	219-671	.326	386-541	.713	275	733	1008	31.5	547	9	397	473	128	290	2339	73.1
Opponents		32	6500		848-1907	.445	278-765	.363	430-580	.741	414	803	1217	38.0	499	9	452	528	108	264	2404	75.1

Team Statistics

	FIU	OPP
Scoring	2339	2404
Points per game	73.1	75.1
Scoring margin	-2.0	-
Field goals-att	867-1861	848-1907
Field goal pct	.466	.445
3 point fg-att	219-671	278-765
3-point FG pct	.326	.363
3-pt FG made per game	6.8	8.7
Free throws-att	386-541	430-580
Free throw pct	.713	.741
F-Throws made per game	12.1	13.4
Rebounds	1008	1217
Rebounds per game	31.5	38.0
Rebounding margin	-6.5	-
Assists	397	452
Assists per game	12.4	14.1
Turnovers	473	528
Turnovers per game	14.8	16.5
Turnover margin	+1.7	-
Assist/turnover ratio	0.8	0.9
Steals	290	264
Steals per game	9.1	8.3
Blocks	128	108
Blocks per game	4.0	3.4
Winning streak	0	-
Home win streak	0	-
Attendance	19094	43990
Home games-Avg/Game	18-1061	13-3384
Neutral site-Avg/Game	-	1-1232

Team Results

Date	Opponent	Score	Att.
11/07/2022	Houston Christian	W 77-66	1104
11/10/2022	Fla. National	W 95-74	643
11/15/2022	at NC State	L 74-107	9543
11/19/2022	Bryant	L 85-91	573
11/23/2022	Stony Brook	W 83-50	676
11/27/2022	Eastern Wash.	W 90-79	456
11/30/2022	Eastern Mich.	L 68-80	1150
12/04/2022	at FGCU	L 65-74	2033
12/13/2022	at Howard	L 59-71	654
12/17/2022	at Fla. Atlantic	L 53-79	1797
12/21/2022	UIW	W 79-74	718
12/29/2022	Florida Col.	W 69-64	848
12/31/2022	at North Texas	L 57-72	2934
01/05/2023	Charlotte	W 62-60	819
01/07/2023	UAB	Wot 90-87	1152
01/11/2023	Fla. Atlantic	Lot 73-77	2244
01/14/2023	at Western Ky.	L 59-70	4743
01/16/2023	North Texas	L 57-64	1183
01/19/2023	at UTEP	L 61-81	3648
01/21/2023	at UTSA	W 77-72	1414
01/26/2023	Western Ky.	W 78-69	1417
01/28/2023	Middle Tenn.	W 82-74	1311
02/02/2023	at Charlotte	W 57-54	3073
02/04/2023	at UAB	L 72-76	5318
02/09/2023	Louisiana Tech	W 66-62	1170
02/11/2023	Rice	L 78-85	1292
02/18/2023	at Middle Tenn.	L 58-69	3911
02/23/2023	UTEP	L 82-87	1219
02/25/2023	UTSA	L 91-95	1119
03/02/2023	at Louisiana Tech	Lot 76-77	2162
03/04/2023	at Rice	W 90-83	2760
03/08/2023	vs Louisiana Tech	Lot 76-81	1232





2023-24 Fla. Atlantic Men's Basketball Combined Team Statistics All games

Game Records

Record	Overall	Home	Away	Neutral
ALL GAMES	7-2	3-1	0-0	4-1
CONFERENCE	0-0	0-0	0-0	0-0
NON-CONFERENCE	7-2	3-1	0-0	4-1

Score by Periods

Team	1st	2nd	OT	TOT
Fla. Atlantic	373	387	0	760
Opponents	306	329	0	635

Team Box Score

No.	Player	Total			3-Point			F-Throw		Rebounds				Other Stats								
		GP-GS	MIN	AVG	FG-FGA	FG%	3FG-3FGA	3FG%	FT-FTA	FT%	OFF	DEF	TOT	AVG	PF	DQ	A	TO	BLK	STL	PTS	AVG
50	GOLDIN, Vladislav	9-9	196:48	21.9	56-76	.737	0-0	.000	34-49	.694	20	41	61	6.8	30	1	6	13	18	7	146	16.2
1	DAVIS, Johnell	9-9	257:42	28.6	45-95	.474	16-33	.485	22-28	.786	14	49	63	7.0	29	0	17	23	4	14	128	14.2
15	MARTIN, Alijah	9-6	260:12	28.9	40-102	.392	20-60	.333	21-26	.808	9	33	42	4.7	15	1	11	11	1	16	121	13.4
2	BOYD, Nick	3-3	74:42	24.9	11-30	.367	7-21	.333	3-4	.750	0	9	9	3.0	6	0	10	1	0	6	32	10.7
3	ROSADO, Giancarlo	7-0	105:30	15.1	21-32	.656	1-1	1.000	18-28	.643	12	19	31	4.4	15	0	11	9	4	1	61	8.7
4	GREENLEE, Bryan	9-4	253:55	28.2	27-62	.435	12-32	.375	9-15	.600	1	17	18	2.0	17	0	34	13	0	10	75	8.3
12	GAFFNEY, Jalen	9-5	253:30	28.2	22-45	.489	9-17	.529	13-13	1.000	10	25	35	3.9	6	0	32	9	0	4	66	7.3
23	WEATHERSPOON, Brandon	9-9	227:45	25.3	23-46	.500	11-29	.379	6-8	.750	9	15	24	2.7	12	0	13	5	0	8	63	7.0
25	CARROLL, Tre	8-0	58:60	7.4	14-29	.483	2-9	.222	7-9	.778	5	5	10	1.3	9	0	3	3	0	0	37	4.6
0	LORIENT, Brenen	9-0	85:26	9.5	13-22	.591	2-5	.400	1-5	.200	4	8	12	1.3	12	0	2	7	1	3	29	3.2
5	GAINES, Isaiah	6-0	14:02	2.3	1-1	1.000	0-0	.000	0-1	.000	0	4	4	0.7	6	0	0	1	0	1	2	0.3
13	JOHNSON, Jack	3-0	04:00	1.3	0-0	.000	0-0	.000	0-0	.000	0	0	0	0.0	0	0	0	0	0	0	0	0.0
30	BEATH, Leo	3-0	07:27	2.5	0-1	.000	0-1	.000	0-0	.000	0	1	1	0.3	0	0	0	0	0	0	0	0.0
Team											12	10	22				3					
Total		9	1800		273-541	.505	80-208	.385	134-186	.720	96	236	332	36.9	157	2	139	98	28	70	760	84.4
Opponents		9	1800		230-535	.430	64-195	.328	111-156	.712	96	195	291	32.3	158	5	81	113	20	42	635	70.6

Team Statistics

	FAU	OPP
Scoring	760	635
Points per game	84.4	70.6
Scoring margin	+13.9	-
Field goals-att	273-541	230-535
Field goal pct	.505	.430
3 point fg-att	80-208	64-195
3-point FG pct	.385	.328
3-pt FG made per game	8.9	7.1
Free throws-att	134-186	111-156
Free throw pct	.720	.712
F-Throws made per game	14.9	12.3
Rebounds	332	291
Rebounds per game	36.9	32.3
Rebounding margin	+4.6	-
Assists	139	81
Assists per game	15.4	9.0
Turnovers	98	113
Turnovers per game	10.9	12.6
Turnover margin	+1.7	-
Assist/turnover ratio	1.4	0.7
Steals	70	42
Steals per game	7.8	4.7
Blocks	28	20
Blocks per game	3.1	2.2
Winning streak	0	-
Home win streak	2	-
Attendance	12644	0
Home games-Avg/Game	4-3161	0-0
Neutral site-Avg/Game	-	5-6203

Team Results

Date	Opponent		Score	Att.
11/08/2023	vs Loyola Chicago	W	75-62	5361
11/14/2023	Eastern Mich.	W	100-57	3161
11/18/2023	Bryant	L	52-61	3161
11/23/2023	vs Butler	W	91-86	3061
11/24/2023	vs Texas A&M	W	96-89	2194
11/26/2023	vs Virginia Tech	W	84-50	2528
11/30/2023	Liberty	W	83-58	3161
12/02/2023	Col. of Charleston	W	90-74	3161
12/05/2023	vs Illinois	L	89-98	17873



**2023-24 Fla. Atlantic Men's Basketball
Team Game-by-Game
All games**

Opponent	Date	Score	Total		3-Pointers		Free throws		Rebounds				PF	A	TO	BLK	STL	PTS	AVG
			FG-FGA	PCT	3FG-3FGA	PCT	FT-FTA	PCT	OFF	DEF	TOT	AVG							
vs Loyola Chicago	11/08/2023	75-62 W	26-56	.464	8-23	.348	15-21	.714	9	24	33	33.0	19	16	13	5	11	75	75.0
Eastern Mich.	11/14/2023	100-57 W	40-64	.625	13-25	.520	7-12	.583	11	28	39	36.0	15	25	7	2	6	100	87.5
Bryant	11/18/2023	52-61 L	17-65	.262	5-30	.167	13-20	.650	13	34	47	39.7	17	7	12	3	7	52	75.7
vs Butler	11/23/2023	91-86 W	33-63	.524	7-22	.318	18-27	.667	15	22	37	39.0	19	10	10	2	10	91	79.5
vs Texas A&M	11/24/2023	96-89 W	30-56	.536	16-30	.533	20-23	.870	7	16	23	35.8	20	18	8	3	4	96	82.8
vs Virginia Tech	11/26/2023	84-50 W	33-58	.569	9-22	.409	9-11	.818	6	34	40	36.5	15	16	15	5	10	84	83.0
Liberty	11/30/2023	83-58 W	30-55	.545	7-14	.500	16-21	.762	12	27	39	36.9	17	10	11	5	11	83	83.0
Col. of Charleston	12/02/2023	90-74 W	33-60	.550	6-19	.316	18-29	.621	11	35	46	38.0	19	14	9	2	4	90	83.9
vs Illinois	12/05/2023	89-98 L	31-64	.484	9-23	.391	18-22	.818	12	16	28	36.9	16	23	13	1	7	89	84.4
Total		760	273-541	.505	80-208	.385	134-186	.720	96	236	332	36.9	157	139	98	28	70	760	84.4
Opponents		635	230-535	.430	64-195	.328	111-156	.712	96	195	291	32.3	158	81	113	20	42	635	70.6

Fla. Atlantic Averages

Games Played	Points/game	FG Pct	3FG Pct	FT Pct	Rebounds/game	Assists/game	Turnovers/game	Assist/Turnover ratio	Steals/game	Blocks/game
9	84.4	50.5	38.5	72.0	36.9	15.4	10.9	1.4	7.8	3.1

