



Florida International Men's Basketball

23
24

Men's Basketball Contact: Darin Yrigoyen | Director of Athletic Communications | 954.594.2558 | dyrigoye@fiu.edu

2023-24 SCHEDULE

Record: 2-7
Home: 1-2 Away: 1-2 Neutral: 0-3

Nov. 6	at UCF.....	L, 85-62
Nov. 9	TARLETON STATE.....	L, 82-65
Nov. 13	at #12 Miami.....	L, 86-80
Nov. 15	at Houston Christian.....	W, 83-74

Cayman Islands Classic

Nov. 19	Akron.....	L, 77-71
Nov. 20	Marshall.....	L, 80-69
Nov. 21	LMU/Oakland.....	L, 61-60

Nov. 26	KENNESAW STATE.....	W, 91-84
Nov. 29	FGCU.....	L, 68-65
Dec. 2	LIU.....	6 PM
Dec. 13	at #10 Florida Atlantic*.....	7 PM
Dec. 16	TRINITY COLL. OF FLA.....	6 PM
Dec. 19	STETSON.....	7 PM
Dec. 21	MAINE.....	7 PM
Dec. 30	at Utah Tech*.....	5 PM
Jan. 6	at Jax State*.....	5 PM
Jan. 11	NEW MEXICO STATE*.....	7 PM
Jan. 13	UTEP*.....	6 PM
Jan. 25	at Liberty*.....	7 PM
Jan. 25	at Western Kentucky*.....	8 PM
Jan. 27	at Middle Tennessee*.....	6 PM
Feb. 1	LOUISIANA TECH*.....	7 PM
Feb. 3	SAM HOUSTON*.....	2 PM
Feb. 10	MIDDLE TENNESSEE*.....	2 PM
Feb. 15	at Sam Houston.....	7:30 PM
Feb. 17	at Louisiana Tech*.....	3 PM
Feb. 22	LIBERTY*.....	7 PM
Feb. 24	JAX STATE*.....	6 PM
Mar. 2	WESTERN KENTUCKY*.....	6 PM
Mar. 7	at UTEP*.....	9 PM
Mar. 9	at New Mexico State*.....	4 PM

*Conference USA Games
All Times ET | Home Games in CAPS

The Matchup

FIU Panthers (2-7)

Head Coach: Jeremy Ballard
Record at FIU: 79-86 (Sixth Season)
Overall Record: same



VS

LIU Sharks (1-5)

Head Coach: Rod Strickland
Record at LIU: 4-28 (2nd Season)
Overall Record: Same



Quick Notes

- Head Coach Jeremy Ballard is just one win away from becoming the all-time winningest men's basketball coach in school history.
- Arturo Dean leads the nation with 38 steals and 4.22 steals per game.
- FIU is currently ranked second-nationally in steals per game and fourth in turnovers forced per game.
- The Panthers will face off with the Sharks for their last contest before an 11-day break from competition.
- Dean is the returning CUSA Freshman of the Year, the first in FIU's CUSA tenure.
- Jonathan Aybar, a transfer from North Florida, joins FIU this season, the same school that his dad attended and played basketball at from 1996-1999. He is the first second-generation player in program history.
- The Panthers have two retired jersey numbers in their program, Raja Bell (#13) and Carlos Arroyo (#30). Both had long-tenured NBA careers with Bell named to the NBA's All-Defensive Team twice.
- This is the 43rd season of FIU men's basketball, dating back to 1981-82.

Gameday Info

Date: Saturday, Dec. 2 | 6 p.m. ET
Location: Ocean Bank Convocation Center
Last Meeting: LIU Brooklyn def. FIU, 69-58 (12/18/14)

CUSA Standings

Liberty	0-0	6-1
LA Tech	0-0	5-2
UTEP	0-0	5-3
WKU	0-0	5-3
Sam Houston	0-0	4-4
MTSU	0-0	4-4
Jax State	0-0	4-4
NM State	0-0	4-5
FIU	0-0	2-7

Around CUSA (ET)

December 2

La Tech vs. Nicholls State | 3 p.m.
Middle Tennessee vs. Wofford | 6:30 p.m.
New Mexico State at New Mexico | 9 p.m.

December 3

Jax State vs. East Tennessee State | 3 p.m.
Western Kentucky vs. Eastern Kentucky | 5 p.m.
Sam Houston State vs. Lamar | 6 p.m.

By The Numbers

	71.8	44.2	30.8	30.8	14.4	3.0	12.6	77.4	48.5	34.2	0.8	-6.6
	PPG	FG%	3FG%	RPG	APG	BPG	SPG	OPPG	OFG%	O3FG%	A:TO	RMAR
	65.3	39.8	33.3	31.3	10.8	1.8	6.7	77.5	44.5	28.9	0.7	+9.0

2023-24 FIU Men's Basketball



@fiuhoops

Numerical Roster

NO.	NAME	POS.	HT.	YR.	HOMETOWN / PREVIOUS SCHOOL
0	Okechukwu Okeke	F	6-9	Jr.	East Chicago, Ill. / Tallahassee CC
1	Dashon Gittens	G	6-3	So.	Hartford, Conn. / Putnam Science Academy
2	Arturo Dean	G	5-11	So.	Miami, Fla. / Putnam Science Academy
3	Javaunte Hawkins	G	5-11	Sr.	Lee's Summit, Mo. / Butler CC
4	Seth Pinkney	C	7-1	Sr.	Philadelphia, Pa / Quinnipiac
5	Jaidon Lipscomb	G	6-5	Jr.	Columbus, Ohio / Lakeland CC
10	Travis Gray	G	6-5	Jr.	Syracuse, N.Y. / Mohawk Valley CC
11	Jayden Brewer	G	6-6	So.	Indianapolis, Ind. / Combine Prep
12	Dante Wilcox	G/F	6-6	Gr.	West Palm Beach, Fla. / Oxbridge Academy
15	Renato Ruiz	G	6-1	Jr.	Plantation, Fla. / American Heritage
21	Jonathan Aybar	F	6-9	Jr.	Kissimmee, Fla. / University of North Florida
22	Onyx Pastoriza	G	5-8	Sr.	Arecibo, Puerto Rico / Miami Triple Threat
23	Petar Krivokapic	G	6-4	Jr.	Budva, Montenegro / Miami Prep School
24	Jaden Grant	G	5-11	Jr.	Davie, Fla. / NSU University School
31	George Pridgett, Jr.	G	5-11	Jr.	Boston, Mass. / Polk State College
33	Mohamed Sanogo	F	6-9	Jr.	Pittsfield, Mass. / Putnam Science Academy

Coaching Staff

Jeremy Ballard	Head Coach	6th Season	Colgate '03
Jesse Bopp	Associate Head Coach	6th Season	Plymouth State '07
Joey Rodriguez	Assistant Coach	6th Season	VCU '11
Zavier Anderson	Assistant Coach	2nd Season	Clemson '11
Vince Caruso	Video Coordinator	1st Season	Worcester State '15
Jack Sprague	Strength & Conditioning Coach		
Colin Campbell	Director of Basketball Ops		



Okechukwu Okeke




Dashon Gittens




Arturo Dean




Javaunte Hawkins




Seth Pinkney




Jaidon Lipscomb




Travis Gray




Jayden Brewer



Dante Wilcox




Renato Ruiz



Jonathan Aybar



Onyx Pastoriza



Petar Krivokapic



Jaden Grant



George Pridgett, Jr.



Mohamed Sanogo

A-Z Roster

21	Jonathan Aybar
11	Jayden Brewer
2	Arturo Dean
1	Dashon Gittens
24	Jaden Grant
10	Travis Gray
3	Javaunte Hawkins
23	Petar Krivokapic
5	Jaidon Lipscomb
0	Okechukwu Okeke
22	Onyx Pastoriza
31	George Pridgett, Jr.
4	Seth Pinkney
15	Renato Ruiz
33	Mohamed Sanogo
12	Dante Wilcox

By Location

Connecticut (1)	
1	Dashon Gittens
Florida (6)	
2	Arturo Dean
4	Seth Pinkney
12	Dante Wilcox
15	Renato Ruiz
21	Jonathan Aybar
24	Jaden Grant
Ohio (1)	
5	Jaidon Lipscomb
New York (1)	
10	Travis Gray
Illinois (1)	
0	Okechukwu Okeke
Indiana (1)	
11	Jayden Brewer
International (2)	
22	Onyx Pastoriza - Puerto Rico
23	Petar Krivokapic - Montenegro
Massachusetts (2)	
31	George Pridgett, Jr.
33	Mohamed Sanogo
Missouri (1)	
3	Javaunte Hawkins

By Class

Sophomore (3)	
1	Dashon Gittens
2	Arturo Dean
11	Jayden Brewer
Junior (9)	
0	Okechukwu Okeke
5	Jaidon Lipscomb
10	Travis Gray
15	Renato Ruiz
21	Jonathan Aybar
23	Petar Krivokapic
24	Jaden Grant
31	George Pridgett, Jr.
33	Mohamed Sanogo
Senior (4)	
3	Javaunte Hawkins
4	Seth Pinkney
22	Onyx Pastoriza
12	Dante Wilcox



Individual Stat Leaders

FIU

Points: Arturo Dean, 12.7 ppg
 Rebounds: Jonathan Aybar, 4.4 rpg
 Assists: Arturo Dean, 5.1 apg
 Steals: Arturo Dean, 4.2 spg
 Blocks: Seth Pinkney, 1.1 bpg
 3-PT Made: Javaunte Hawkins, 20 3-PT (38.5%)
 FG Made: Arturo Dean, 47 FG (43.1%)

LIU

Points: Eric Acker, 14.2 ppg
 Rebounds: RJ Greene, 7.0 rpg
 Assists: Terrell Strickland, 3.0 apg
 Steals: Tai Strickland, 1.8 spg
 Blocks: Greene/Bajrami, 0.5 bpg
 3-PT Made: Tana Kopa, 14 3-PT (32.6%)
 FG Made: Eric Acker, 34 FG (47.2%)

Last Time Out

Opponent: vs FGCU
 Result: L, 68-65

Recap:

FIU men's basketball's Arturo Dean cemented his name in the Panther record book on Wednesday evening with 10 steals in a 68-65 defeat to FGCU.

Dean recorded nine steals in the first half alone, surpassing Carlos' Morgan's previous record of seven from February 9, 2022. The Panthers got off to a fast start with a 44-29 halftime lead, but a 16-1 run for the Eagles in the second half fueled FGCU to victory.

Head Coach Jeremy Ballard remains one win shy of overtaking the top spot for most wins in FIU Men's Basketball history.

The Panthers had four scorers in double-digits as Dean recorded a 13-point, 10-steal double-double, the first of the season for FIU. Jayden Brewer scored a team-high 18 points on 8-for-10 shooting.

Javaunte Hawkins knocked down four threes and finished with 14 points. Jonathan Aybar scored 10 points on 2-of-3 shooting from deep.

FIU shot 58.1 percent from the field and 5-for-11 from distance in the first half while holding FGCU to 2-for-10 from deep. The Eagles then made six second-half threes, four of which came during their push to take the lead.

The Panthers were down by six, but fought back to bring the game within one possession down the stretch. After FIU forced a turnover on FGCU's last possession, Hawkins and then Dashon Gittens both had chances at game-tying three-pointers at the buzzer.

Matchup Preview

MIAMI — FIU's men's basketball program welcomes Long Island University to the Ocean Bank Convocation Center on Saturday, Dec. 2 at 6 p.m. ET.

The Panthers host the Sharks in their final game of a three-game homestand before an 11-day break from competition. FIU (2-7) has split the opening two contests of this stretch thus far, defeating Kennesaw State 91-84 before falling to FGCU 68-65.

Arturo Dean produced a historic performance with a program-record 10 steals in FIU's matchup with FGCU. Dean had held the top-spot nationally in steals (38) and steals per game (4.22) for a majority of the season.

As a team, FIU has shown its strength in that area as well, ranked second in the NCAA in steals per game (12.6) and fourth in turnovers caused per game (19.11).

SCOUTING LIU

The Sharks (1-5) make the trip to South Florida for two contests against Miami schools, facing off with both FIU (Dec. 2) and the University of Miami (Dec. 6).

LIU has played just one home game so far, a season-opening 82-67 defeat to Air Force. The Sharks will not have another home contest until a Dec. 28 matchup with UAlbany.

The Sharks are coached by former-NBA player Rod Strickland. Strickland's Sharks went just 3-23 in his opening season, but LIU has a large amount of fresh faces on this year's team.

Freshman guard Eric Acker has made an immediate impact for LIU as the Sharks' leading scorer with 14.2 ppg.

LIU's Last Game Starting Five: Acker, Greene, Djapa, Tai Strickland, Terrell Strickland

Last Game's Starting Five



#1 Dashon Gittens



#2 Arturo Dean



#4 Seth Pinkney



#21 Jonathan Aybar



#23 Petar Krivokapic

2023-24 Streaks/Trends

RECORD BREAKDOWN

At Home	1-2
On the Road	1-2
Neutral	0-3

MONTH-BY-MONTH

November	2-7
December	0-0
January	0-0
February	0-0
March	0-0

HALFTIME LEADS/LEADS/OT

Leading at half, home	1-1
Leading at the half, road/neutral	1-0
Tied at the half, home	0-0
Tied at the half, road/neutral	0-0
Trailing at the half, home	0-1
Trailing at the half, road/neutral	0-5
Games decided by 5 points or fewer	0-2
Games decided by 10 points or fewer	2-4
Leading with 5:00 left	2-2
Leading with 2:00 left	2-1
Overtime games	0-0

WINS VS LOSSES

	W	L
PPG	87.0	69.0
OPPG	79.0	84.3
Margin	+8.0	-15.3
FG%	51.5	40.9
OFG%	46.7	53.1
3FG%	37.8	27.7
O3FG%	19.9	43.8
FT%	66.3	70.2
RPG	36.0	29.7
ORPG	12.0	38.7
RMAR	+1.0	-9.0
APG	17.5	13.7
T/O PG	18.5	18.3
BPG	3.5	4.0
SPG	7.0	11.7

STREAKS

Overall	L1
Home Won	--
Home Lost	L1
Home CUSA	--
Home non-conference	L1
Road non-conference	W1
Road Won	W1
Road Lost	--
Road CUSA	--
Neutral	L3





2023-24 FIU Men's Basketball Combined Team Statistics All games

Game Records

Record	Overall	Home	Away	Neutral
ALL GAMES	2-7	1-2	1-2	0-3
CONFERENCE	0-0	0-0	0-0	0-0
NON-CONFERENCE	2-7	1-2	1-2	0-3

Score by Periods

Team	1st	2nd	OT	TOT
FIU	310	336	0	646
Opponents	347	350	0	697

Team Box Score

No.	Player	Total			3-Point			F-Throw		Rebounds				Other Stats								
		GP-GS	MIN	AVG	FG-FGA	FG%	3FG-3FGA	3FG%	FT-FTA	FT%	OFF	DEF	TOT	AVG	PF	DQ	A	TO	BLK	STL	PTS	AVG
2	DEAN, Arturo	9-8	263:55	29.3	47-109	.431	10-26	.385	10-19	.526	8	30	38	4.2	23	2	46	37	1	38	114	12.7
1	GITTENS, Dashon	9-9	286:31	31.8	36-92	.391	11-40	.275	19-22	.864	8	17	25	2.8	25	0	26	18	3	17	102	11.3
21	AYBAR, Jonathan	9-9	225:53	25.1	32-53	.604	6-16	.375	16-21	.762	16	24	40	4.4	27	1	15	26	4	14	86	9.6
23	KRIVOKAPIC, Petar	9-9	226:27	25.2	29-70	.414	12-44	.273	11-13	.846	6	10	16	1.8	9	0	7	12	1	12	81	9.0
3	HAWKINS, Javaunte	9-1	170:11	18.9	26-66	.394	20-52	.385	8-11	.727	2	16	18	2.0	14	0	6	16	0	5	80	8.9
11	BREWER, Jayden	9-0	139:14	15.5	25-53	.472	1-13	.077	11-24	.458	9	13	22	2.4	9	0	4	10	2	7	62	6.9
33	SANOGO, Mohamed	9-0	139:20	15.5	19-36	.528	0-0	.000	7-14	.500	15	16	31	3.4	21	1	7	12	4	4	45	5.0
4	PINKNEY, Seth	9-9	130:25	14.5	11-16	.688	0-1	.000	13-22	.591	8	16	24	2.7	28	1	9	6	10	1	35	3.9
31	PRIDGETT JR., George	8-0	67:50	8.5	6-24	.250	5-19	.263	5-6	.833	1	6	7	0.9	3	0	4	2	1	5	22	2.8
5	LIPSCOMB, Jaidon	5-0	25:02	5.0	3-9	.333	2-8	.250	0-0	.000	0	0	0	0.0	1	0	2	0	0	2	8	1.6
0	OKEKE, Okechukwu	2-0	05:14	2.6	1-2	.500	0-1	.000	0-0	.000	0	0	0	0.0	2	0	0	0	0	2	1.0	
24	GRANT, Jaden	5-0	52:21	10.5	1-3	.333	1-1	1.000	1-2	.500	1	6	7	1.4	5	0	1	2	0	5	4	0.8
12	WILCOX, Dante	8-0	67:37	8.5	2-6	.333	0-0	.000	1-2	.500	6	2	8	1.0	12	1	3	6	1	3	5	0.6
Team											21	20	41					7				
Total		9	1800		238-539	.442	68-221	.308	102-156	.654	101	176	277	30.8	179	6	130	154	27	113	646	71.8
Opponents		9	1800		239-493	.485	69-202	.342	150-209	.718	112	225	337	37.4	142	2	134	172	44	74	697	77.4

Team Statistics

	FIU	OPP
Scoring	646	697
Points per game	71.8	77.4
Scoring margin	-5.7	-
Field goals-att	238-539	239-493
Field goal pct	.442	.485
3 point fg-att	68-221	69-202
3-point FG pct	.308	.342
3-pt FG made per game	7.6	7.7
Free throws-att	102-156	150-209
Free throw pct	.654	.718
F-Throws made per game	11.3	16.7
Rebounds	277	337
Rebounds per game	30.8	37.4
Rebounding margin	-6.7	-
Assists	130	134
Assists per game	14.4	14.9
Turnovers	154	172
Turnovers per game	17.1	19.1
Turnover margin	+2.0	-
Assist/turnover ratio	0.8	0.8
Steals	113	74
Steals per game	12.6	8.2
Blocks	27	44
Blocks per game	3.0	4.9
Winning streak	0	-
Home win streak	0	-
Attendance	3362	13454
Home games-Avg/Game	3-1121	3-4485
Neutral site-Avg/Game	-	3-367

Team Results

Date	Opponent	Score	Att.
11/06/2023	at UCF	L 62-85	6225
11/09/2023	Tarleton St.	L 65-82	1242
11/13/2023	at Miami (FL)	L 80-86	6620
11/15/2023	at Houston Christian	W 83-74	609
11/19/2023	vs Akron	L 71-77	1100
11/20/2023	vs Marshall	L 69-80	0
11/21/2023	vs LMU (CA)	L 60-61	0
11/26/2023	Kennesaw St.	W 91-84	755
11/29/2023	FGCU	L 65-68	1365





**2023-24 FIU Men's Basketball
Team Game-by-Game
All games**

Opponent	Date	Score	L	Total		3-Pointers		Free throws		Rebounds				Other Stats						
				FG-FGA	PCT	3FG-3FGA	PCT	FT-FTA	PCT	OFF	DEF	TOT	AVG	PF	A	TO	BLK	STL	PTS	AVG
at UCF	11/06/2023	62-85	L	17-47	.362	4-18	.222	24-32	.750	9	21	30	30.0	18	10	24	2	11	62	62.0
Tarleton St.	11/09/2023	65-82	L	23-58	.397	8-32	.250	11-17	.647	10	15	25	27.5	13	14	21	6	17	65	63.5
at Miami (FL)	11/13/2023	80-86	L	32-71	.451	11-33	.333	5-8	.625	16	18	34	29.7	15	17	10	4	7	80	69.0
at Houston Christian	11/15/2023	83-74	W	30-64	.469	12-31	.387	11-18	.611	16	17	33	30.5	26	20	19	1	15	83	72.5
vs Akron	11/19/2023	71-77	L	23-53	.434	8-20	.400	17-23	.739	6	17	23	29.0	24	15	19	4	14	71	72.2
vs Marshall	11/20/2023	69-80	L	28-69	.406	7-29	.241	6-12	.500	15	19	34	29.8	21	13	16	1	15	69	71.7
vs LMU (CA)	11/21/2023	60-61	L	27-64	.422	3-16	.188	3-6	.500	13	18	31	30.0	18	12	11	2	11	60	70.0
Kennesaw St.	11/26/2023	91-84	W	32-57	.561	7-19	.368	20-28	.714	8	31	39	31.1	22	15	18	6	8	91	72.6
FGCU	11/29/2023	65-68	L	26-56	.464	8-23	.348	5-12	.417	8	20	28	30.8	22	14	16	1	15	65	71.8
Total		646		238-539	.442	68-221	.308	102-156	.654	101	176	277	30.8	179	130	154	27	113	646	71.8
Opponents		697		239-493	.485	69-202	.342	150-209	.718	112	225	337	37.4	142	134	172	44	74	697	77.4

FIU Averages

Games Played	Points/game	FG Pct	3FG Pct	FT Pct	Rebounds/game	Assists/game	Turnovers/game	Assist/Turnover ratio	Steals/game	Blocks/game
9	71.8	44.2	30.8	65.4	30.8	14.4	17.1	0.8	12.6	3.0





Official Basketball Box Score - Final
FIU at UCF
 11/06/23 Addition Financial Arena, Orlando
 2023-24 Men's Basketball

Game Time: 8:00 PM
 Game Duration: 2:26
 Attendance: 6,225

Officials: Keith Kimble, Kevin Mathis, James Hicks

FIU - 62

Record: 0-1

NO.	Name	Min	FG	3P	FT	Rebounds			Fouls		TP	AS	TO	ST	Blocks		+/-
			M-A	M-A	M-A	OR	DR	TOT	PF	FD					BS	BA	
21	Jonathan Aybar	F 21:57	2-5	0-3	0-0	0	2	2	4	1	4	0	4	0	0	0	-14
4	Seth Pinkney	C 15:50	0-1	0-0	6-8	1	2	3	2	4	6	0	0	0	1	0	-17
1	Dashon Gittens	G 31:33	3-12	1-3	4-4	0	1	1	2	2	11	2	2	2	0	3	-20
2	Arturo Dean	G 20:55	1-7	0-2	0-0	1	3	4	5	0	2	4	4	3	0	1	-20
23	Petar Krivokapic	G 30:38	4-6	0-2	2-3	1	4	5	2	1	10	0	4	2	0	0	-21
3	Javaunte Hawkins	15:39	3-4	3-3	0-0	0	1	1	2	1	9	1	7	0	0	0	-7
11	Jayden Brewer	22:32	2-5	0-2	5-7	1	5	6	0	5	9	1	0	0	0	1	-2
12	Dante Wilcox	08:12	0-0	0-0	0-0	0	0	0	0	2	0	0	1	2	0	0	6
33	Mohamed Sanogo	15:11	2-4	0-0	3-6	2	1	3	1	3	7	0	0	0	1	0	-10
31	George Pridgett Jr.	09:45	0-2	0-2	4-4	0	0	0	0	2	4	2	1	2	0	0	-1
24	Jaden Grant	01:56	0-0	0-0	0-0	0	0	0	0	0	0	0	1	0	0	0	-7
5	Jaidon Lipscomb	05:52	0-1	0-1	0-0	0	0	0	0	0	0	0	0	0	0	0	-2
Team						3	2	5			0		0				
Totals			17-47	4-18	24-32	9	21	30	18	21	62	10	24	11	2	5	-23

Shooting By Period		
1 st FG%	5-20	25.0%
3PT%	2-8	25.0%
FT%	9-14	64.3%
2 nd FG%	12-27	44.4%
3PT%	2-10	20.0%
FT%	15-18	83.3%
GM FG%	17-47	36.2%
3PT%	4-18	22.2%
FT%	24-32	75.0%

Dead Ball Rebounds: 5, 0

Technical Fouls::NONE

UCF - 85

Record: 1-0

NO.	Name	Min	FG	3P	FT	Rebounds			Fouls		TP	AS	TO	ST	Blocks		+/-
			M-A	M-A	M-A	OR	DR	TOT	PF	FD					BS	BA	
5	Omar Payne	F 15:05	1-2	0-0	2-2	2	4	6	5	1	4	0	0	1	2	0	12
2	Shemarri Allen	G 29:16	3-7	0-1	2-3	2	3	5	2	4	8	5	2	3	0	1	21
3	Darius Johnson	G 31:19	5-12	3-8	2-4	1	3	4	3	3	15	4	6	2	0	0	20
12	DeMarr Langford Jr.	G 26:06	2-4	0-0	1-4	0	1	1	3	3	5	3	0	2	0	0	31
24	Jaylin Sellers	G 32:06	8-15	1-4	6-7	2	4	6	1	5	23	2	2	3	0	1	20
4	Comeh Emuobor	06:18	0-2	0-1	0-0	0	1	1	1	0	0	0	0	0	0	0	0
10	Mintautas Mockus	07:00	1-4	0-3	0-0	1	0	1	2	0	2	0	0	1	0	0	-12
20	Poohpha Warakulnukroh	00:38	0-0	0-0	0-0	0	0	0	0	0	0	0	0	0	0	0	0
11	Ibrahima Diallo	10:37	3-4	0-0	1-1	1	2	3	0	1	7	0	0	1	3	0	8
22	Nils Machowski	08:41	1-2	1-2	2-2	1	0	1	0	1	5	1	2	1	0	0	3
15	Tyler Hendricks	14:16	3-4	1-2	0-0	1	3	4	2	0	7	1	2	0	0	0	7
31	Thierno Sylla	18:00	4-6	1-3	0-0	1	1	2	2	0	9	0	3	2	0	0	4
0	Charlie May	00:38	0-0	0-0	0-0	0	0	0	0	0	0	0	0	0	0	0	1
Team						1	2	3			0		1				
Totals			31-62	7-24	16-23	13	24	37	21	18	85	16	18	16	5	2	23

Shooting By Period		
1 st FG%	19-39	48.7%
3PT%	4-14	28.6%
FT%	1-3	33.3%
2 nd FG%	12-23	52.2%
3PT%	3-10	30.0%
FT%	15-20	75%
GM FG%	31-62	50.0%
3PT%	7-24	29.2%
FT%	16-23	69.6%

Dead Ball Rebounds: 4, 0

Technical Fouls::NONE

	FIU	UCF
Biggest lead	2 (1 st 19:08)	30 (2 nd 16:11)
Best Scoring Run	6 (2 nd 13:43)	12 (2 nd 19:21)
Lead Changes	1	
Times Tied	1	
Time with Lead	00:22	38:25

	FIU	UCF
Points from	18	22
Turnovers	26	46
Paint	5	20
Second Chance	24	21
Fast Breaks	29	30
Bench		

Period by Period Scoring			
	1st	2nd	TOT
FIU	21	41	62
UCF	43	42	85





Officials: Rick Crawford, Jamie Luckie, Kenneth Moreland

Tarleton St. - 82

Record: 1-1

NO.	Name	F	Min	FG	3P	FT	Rebounds			Fouls		TP	AS	TO	ST	Blocks		+/-
				M-A	M-A	M-A	OR	DR	TOT	PF	FD					BS	BA	
6	Jakorie Smith	F	37:10	12-20	6-10	4-6	2	6	8	1	3	34	2	2	6	2	0	20
9	Emmanuel Innocenti	F	27:40	2-3	0-1	1-2	1	6	7	3	1	5	0	5	0	0	0	13
4	Lue Williams	G	38:29	5-11	0-2	1-2	2	6	8	3	2	11	5	5	2	2	1	23
11	Bubu Benjamin	G	13:03	0-3	0-1	1-2	2	2	4	3	2	1	3	2	1	0	1	6
13	Devon Barnes	G	39:20	5-10	2-5	2-2	1	1	2	2	1	14	5	3	2	0	2	18
0	Izzy Miles		11:03	0-2	0-0	0-0	0	0	0	0	0	0	0	1	0	0	0	6
10	Adam Moussa		01:05	0-0	0-0	0-0	0	0	0	0	0	0	0	2	1	0	0	-3
5	KiAndre Gaddy		28:28	7-10	0-0	3-4	9	5	14	3	4	17	0	1	1	2	2	5
22	Jalen Thomas		03:42	0-1	0-0	0-0	0	0	0	2	0	0	0	2	0	0	0	-3
Team												0			3			
Totals				31-60	8-19	12-18	19	28	47	17	13	82	15	26	13	6	6	17

Shooting By Period		
1 st FG%	18-38	47.4%
3PT%	5-13	38.5%
FT%	3-4	75%
2 nd FG%	13-22	59.1%
3PT%	3-6	50.0%
FT%	9-14	64.3%
GM FG%	31-60	51.7%
3PT%	8-19	42.1%
FT%	12-18	66.7%

Dead Ball Rebounds: 1, 0

Technical Fouls: Williams 1st10:36

FIU - 65

Record: 0-2

NO.	Name	F	Min	FG	3P	FT	Rebounds			Fouls		TP	AS	TO	ST	Blocks		+/-
				M-A	M-A	M-A	OR	DR	TOT	PF	FD					BS	BA	
21	Jonathan Aybar	F	26:45	4-8	2-3	4-4	2	3	5	2	4	14	2	5	4	1	0	4
4	Seth Pinkney	C	10:56	1-2	0-0	2-2	0	0	0	2	1	4	0	2	0	1	0	-15
1	Dashon Gittens	G	34:08	2-6	1-5	3-4	1	0	1	4	4	8	2	1	4	0	0	-7
2	Arturo Dean	G	28:01	6-12	2-6	0-0	1	1	2	2	1	14	4	4	3	0	0	1
23	Petar Krivokapic	G	18:41	0-5	0-4	0-0	1	2	3	0	1	0	0	1	1	0	1	-23
3	Javaunte Hawkins		18:39	1-5	0-4	0-0	0	2	2	0	1	2	0	2	1	0	1	-21
11	Jayden Brewer		22:57	4-10	1-4	1-5	1	3	4	0	3	10	0	4	3	2	3	-8
33	Mohamed Sanogo		21:20	3-4	0-0	0-0	2	1	3	2	0	6	4	0	1	1	1	-7
31	George Pridgett Jr.		12:56	2-4	2-4	1-2	0	1	1	0	1	7	0	1	0	1	0	-9
5	Jaidon Lipscomb		05:37	0-2	0-2	0-0	0	0	0	1	0	0	2	0	0	0	0	0
Team												0			1			
Totals				23-58	8-32	11-17	10	15	25	13	16	65	14	21	17	6	6	-17

Shooting By Period		
1 st FG%	12-27	44.4%
3PT%	3-12	25.0%
FT%	11-16	68.8%
2 nd FG%	11-31	35.5%
3PT%	5-20	25.0%
FT%	0-1	0%
GM FG%	23-58	39.7%
3PT%	8-32	25.0%
FT%	11-17	64.7%

Dead Ball Rebounds: 3, 0

Technical Fouls: NONE

	TSU	FIU
Biggest lead	21 (2 nd 2:19)	0 (1 st 20:00)
Best Scoring Run	8 (1 st 13:54)	11 (1 st 1:30)
Lead Changes	0	
Times Tied	1	
Time with Lead	38:36	00:00

	TSU	FIU
Points from		
Turnovers	24	18
Paint	46	30
Second Chance	19	9
Fast Breaks	9	10
Bench	17	25

	Period by Period Scoring		
	1st	2nd	TOT
TSU	44	38	82
FIU	38	27	65





Official Basketball Box Score - Final
FIU at #12 Miami (FL)
 11/13/23 Watsco Center, Coral Gables, Fla.
 2023-24 Men's Basketball

Game Time: 7:00 PM
 Game Duration: 1:53
 Attendance: 6,620

Officials: Ron Groover, Pat Adams, Tony Henderson

FIU - 80

Record: 0-3

NO.	Name	F/C	Min	FG		3P		FT		Rebounds			Fouls		TP	AS	TO	ST	Blocks		+/-
				M-A	M-A	M-A	OR	DR	TOT	PF	FD	BS	BA								
21	Jonathan Aybar	F	25:50	2-4	0-2	0-0	4	2	6	1	2	4	2	2	2	2	2	2	2	0	4
4	Seth Pinkney	C	17:54	3-3	0-0	1-2	3	3	6	2	2	7	2	1	0	1	0	1	0	1	
1	Dashon Gittens	G	32:58	6-14	2-7	0-0	1	1	2	2	0	14	1	1	1	0	0	10			
2	Arturo Dean	G	28:18	7-16	3-5	2-3	1	4	5	2	2	19	6	2	2	2	0	2	1		
23	Petar Krivokapic	G	26:58	1-8	0-7	0-0	1	0	1	1	0	2	2	1	1	0	0	1			
3	Javaunte Hawkins		15:42	4-8	3-7	0-0	0	1	1	0	0	11	0	1	0	0	1	-19			
11	Jayden Brewer		10:48	3-6	0-1	0-0	1	0	1	0	0	6	1	1	0	0	1	-19			
33	Mohamed Sanogo		19:47	3-5	0-0	2-3	2	3	5	3	2	8	1	0	0	1	0	-5			
12	Dante Wilcox		10:55	0-1	0-0	0-0	2	1	3	2	0	0	2	0	1	0	0	-15			
31	George Pridgett Jr.		10:50	3-6	3-4	0-0	0	1	1	2	1	9	0	0	0	0	1	11			
Team										1	2	3			0			1			
Totals				32-71	11-33	5-8	16	18	34	15	9	80	17	10	7	4	5	-6			

Shooting By Period		
1 st FG%	15-35	42.9%
3PT%	7-17	41.2%
FT%	2-3	66.7%
2 nd FG%	17-36	47.2%
3PT%	4-16	25.0%
FT%	3-5	60%
GM FG%	32-71	45.1%
3PT%	11-33	33.3%
FT%	5-8	62.5%

Dead Ball Rebounds: 1, 0

Technical Fouls::NONE

#12 Miami (FL) - 86

Record: 3-0

NO.	Name	F/C	Min	FG		3P		FT		Rebounds			Fouls		TP	AS	TO	ST	Blocks		+/-
				M-A	M-A	M-A	OR	DR	TOT	PF	FD	BS	BA								
15	Norchad Omier	F	23:33	2-6	0-1	2-2	4	7	11	4	1	6	2	3	2	2	1	2	1	-5	
0	Matthew Cleveland	G	35:18	8-10	3-3	4-5	2	5	7	0	5	23	4	1	0	0	1	5			
4	Bensley Joseph	G	37:58	6-9	4-5	2-2	0	1	1	2	1	18	4	2	2	1	0	6			
5	Wooga Poplar	G	36:03	6-11	4-6	2-2	0	6	6	2	3	18	4	5	2	0	1	8			
24	Nijel Pack	G	36:05	7-13	2-6	1-3	0	2	2	1	4	17	5	3	2	0	0	-2			
1	Michael Nwoko		12:37	1-1	0-0	0-0	0	1	1	0	0	2	0	0	0	1	0	-3			
7	Kyshawn George		03:55	0-2	0-0	0-0	0	2	2	0	1	0	0	0	0	0	1	8			
3	Christian Watson		06:16	0-0	0-0	0-0	0	0	0	0	0	0	1	0	0	0	0	0			
23	AJ Casey		08:15	1-1	0-0	0-0	0	1	1	0	0	2	0	0	0	1	0	13			
Team										1	0	1			0			0			
Totals				31-53	13-21	11-14	7	25	32	9	15	86	20	14	8	5	4	6			

Shooting By Period		
1 st FG%	15-30	50.0%
3PT%	7-11	63.6%
FT%	4-5	80%
2 nd FG%	16-23	69.6%
3PT%	6-10	60.0%
FT%	7-9	77.8%
GM FG%	31-53	58.5%
3PT%	13-21	61.9%
FT%	11-14	78.6%

Dead Ball Rebounds: 0, 0

Technical Fouls::NONE

	FIU	MIA
Biggest lead	12 (2 nd 16:10)	17 (1 st 9:56)
Best Scoring Run	17(2 nd 16:10)	19(2 nd 11:29)
Lead Changes	3	
Times Tied	2	
Time with Lead	07:46	30:24

Points from	FIU	MIA
Turnovers	20	15
Paint	40	26
Second Chance	24	2
Fast Breaks	2	28
Bench	34	4

	Period by Period Scoring		
	1st	2nd	TOT
FIU	39	41	80
MIA	41	45	86





Official Basketball Box Score - Final
FIU at Houston Christian
 11/15/23 Sharp Gymnasium, Houston
 2023-24 Men's Basketball

Game Time: 7:00 PM
 Game Duration: 2:13
 Attendance: 609

Officials: Rod Dixon, Joe Wilbert, Brent Simmons

FIU - 83

Record: 1-3

NO.	Name	Min	FG			Rebounds			Fouls		TP	AS	TO	ST	Blocks		+/-
			M-A	M-A	M-A	OR	DR	TOT	PF	FD					BS	BA	
21	Jonathan Aybar	F 29:58	4-7	1-2	2-3	3	5	8	2	5	11	6	5	3	0	0	15
4	Seth Pinkney	C 03:02	0-0	0-0	0-0	0	0	0	5	0	0	0	1	0	0	0	-7
1	Dashon Gittens	G 34:24	7-14	4-6	2-2	4	4	8	2	4	20	5	2	1	0	2	8
2	Arturo Dean	G 34:15	7-11	1-2	3-6	1	1	2	0	4	18	6	3	6	0	2	11
23	Petar Krivokapic	G 23:15	4-9	3-6	2-3	1	0	1	2	1	13	0	2	0	1	0	7
33	Mohamed Sanogo	15:46	2-3	0-0	0-0	2	4	6	5	0	4	0	2	2	0	0	7
11	Jayden Brewer	14:45	1-3	0-1	1-2	0	0	0	3	1	3	1	1	0	0	0	-6
31	George Pridgett Jr.	09:03	0-5	0-5	0-0	0	1	1	0	0	0	0	0	0	0	0	1
3	Javaunte Hawkins	13:37	1-5	1-5	0-0	1	1	2	2	0	3	1	1	1	0	1	3
12	Dante Wilcox	11:18	0-1	0-0	1-2	1	0	1	5	1	1	1	2	0	0	0	6
0	Okechukwu Okeke	01:27	1-2	0-1	0-0	0	0	0	0	0	2	0	0	0	0	0	-3
5	Jaidon Lipscomb	09:10	3-4	2-3	0-0	0	0	0	0	0	8	0	0	2	0	0	3
10	Travis Gray	00:00	0-0	0-0	0-0	0	0	0	0	0	0	0	0	0	0	0	0
Team						3	1	4			0						
Totals			30-64	12-31	11-18	16	17	33	26	16	83	20	19	15	1	5	9

Shooting By Period		
1 st FG%	13-29	44.8%
3PT%	5-15	33.3%
FT%	9-15	60%
2 nd FG%	17-35	48.6%
3PT%	7-16	43.8%
FT%	2-3	66.7%
GM FG%	30-64	46.9%
3PT%	12-31	38.7%
FT%	11-18	61.1%

Dead Ball Rebounds: 3, 0

Technical Fouls: Sanogo 1st8:08 Aybar 1st0:03 Okeke 2nd17:19

Houston Christian - 74

Record: 0-2

NO.	Name	Min	FG			Rebounds			Fouls		TP	AS	TO	ST	Blocks		+/-
			M-A	M-A	M-A	OR	DR	TOT	PF	FD					BS	BA	
4	Bonke Maring	F 31:33	3-4	0-0	0-0	2	9	11	2	3	6	4	3	1	0	0	-9
11	Tristan Moore	F 18:56	2-4	1-2	3-3	0	2	2	0	2	8	1	2	0	0	0	-7
33	Michael Imariagbe	F 33:40	6-7	0-0	2-6	1	4	5	1	4	14	1	6	0	4	0	-14
2	Pierce Bazil	G 38:11	6-15	0-5	4-8	3	1	4	2	5	16	3	7	2	0	0	-9
10	Marcus Greene	G 29:40	4-6	1-1	0-0	0	3	3	3	3	9	2	2	0	0	0	-1
8	Bruce Carpenter	24:40	4-8	0-2	7-9	2	1	3	3	5	15	3	2	0	1	0	2
20	Chigozie Achara	10:44	2-2	0-0	2-2	1	1	2	3	2	6	0	1	0	0	0	4
24	Jake Arnold	02:30	0-0	0-0	0-2	0	0	0	1	1	0	0	1	0	0	0	-5
7	Dominic Capriotti	06:13	0-3	0-3	0-0	0	0	0	0	0	0	0	1	0	0	1	-6
5	Porter Bazil	03:53	0-1	0-1	0-0	1	0	1	2	0	0	0	1	0	0	0	0
Team						2	0	2			0						
Totals			27-50	2-14	18-30	12	21	33	17	25	74	14	26	3	5	1	-9

Shooting By Period		
1 st FG%	10-23	43.5%
3PT%	1-9	11.1%
FT%	9-15	60%
2 nd FG%	17-27	63.0%
3PT%	1-5	20.0%
FT%	9-15	60%
GM FG%	27-50	54.0%
3PT%	2-14	14.3%
FT%	18-30	60.0%

Dead Ball Rebounds: 6, 1

Technical Fouls: Achara 1st8:08

	FIU	HCU
Biggest lead	18 (2 nd 18:31)	6 (1 st 11:50)
Best Scoring Run	9 (1 st 4:34)	6 (1 st 11:50)
Lead Changes	5	
Times Tied	5	
Time with Lead	28:13	08:12

Points from	FIU	HCU
Turnovers	33	16
Paint	32	46
Second Chance	13	14
Fast Breaks	13	8
Bench	21	21

	Period by Period Scoring		
	1st	2nd	TOT
FIU	40	43	83
HCU	30	44	74





Official Basketball Box Score - Final

FIU at Akron

11/19/23 John Gray Gymnasium, George Town, Cayman Islands
2023-24 Men's Basketball

Game Time: 7:30 PM

Game Duration: 2:08

Attendance: 1,100

Officials: Jeff Anderson, Tony Chiazza, Matt Potter

FIU - 71

Record: 1-4

NO.	Name	F/C	Min	FG			3P			FT			Rebounds			Fouls		TP	AS	TO	ST	Blocks		+/-
				M-A	M-A	M-A	OR	DR	TOT	PF	FD	OR	DR	TOT	BS	BA								
21	Jonathan Aybar	F	15:04	2-3	0-0	3-3	0	2	2	5	3	7	0	0	2	2	0	0	2	2	0	0	14	
4	Seth Pinkney	C	12:26	0-1	0-0	0-0	0	0	0	4	0	0	0	0	0	0	0	0	0	0	2	0	7	
1	Dashon Gittens	G	29:28	1-5	0-3	5-5	1	1	2	4	3	7	4	2	4	4	1	0	3	1	0	3		
2	Arturo Dean	G	35:10	5-11	2-3	2-5	0	5	5	2	4	14	9	6	4	0	0	3	4	0	0	3		
23	Petar Krivokapic	G	31:16	9-10	5-6	3-3	1	1	2	0	5	26	1	0	2	0	0	-8	2	0	0	-8		
33	Mohamed Sanogo		19:17	3-7	0-0	1-3	1	2	3	3	2	7	1	4	0	0	0	-17	1	0	0	-17		
3	Javaunte Hawkins		24:13	1-5	1-3	3-4	0	4	4	3	3	6	0	1	1	0	1	-14	1	0	1	-14		
11	Jayden Brewer		11:45	0-5	0-3	0-0	0	0	0	3	1	0	0	0	1	0	0	-3	0	0	1	-3		
12	Dante Wilcox		09:51	1-2	0-0	0-0	1	0	1	0	0	2	0	0	0	1	0	-9	0	0	0	-9		
31	George Pridgett Jr.		07:33	1-3	0-1	0-0	0	1	1	0	0	2	0	0	1	0	0	0	0	0	0	0		
24	Jaden Grant		00:55	0-0	0-0	0-0	0	0	0	0	0	0	0	1	0	0	0	-4	0	0	0	-4		
5	Jaidon Lipscomb		03:02	0-1	0-1	0-0	0	0	0	0	0	0	0	0	0	0	0	-2	0	0	0	-2		
Team							2	1	3			0			2									
Totals				23-53	8-20	17-23	6	17	23	24	21	71	15	19	14	4	2	-6						

Shooting By Period		
1st	FG%	11-23 47.8%
	3PT%	2-7 28.6%
	FT%	4-7 57.1%
2nd	FG%	12-30 40.0%
	3PT%	6-13 46.2%
	FT%	13-16 81.3%
GM	FG%	23-53 43.4%
	3PT%	8-20 40.0%
	FT%	17-23 73.9%

Dead Ball Rebounds: 4, 1

Technical Fouls::NONE

Akron - 77

Record: 4-0

NO.	Name	F/C	Min	FG			3P			FT			Rebounds			Fouls		TP	AS	TO	ST	Blocks		+/-
				M-A	M-A	M-A	OR	DR	TOT	PF	FD	OR	DR	TOT	BS	BA								
11	Sammy Hunter	F	14:31	3-7	1-4	2-2	1	0	1	4	2	9	1	2	0	0	0	-17	0	0	0	0	-17	
25	Enrique Freeman	F	33:40	8-14	2-2	9-13	4	10	14	4	12	27	0	5	2	1	2	4	2	1	2	4		
2	Greg Tribble	G	30:27	0-3	0-1	3-4	1	1	2	2	3	3	3	3	0	1	1	9	0	1	1	9		
5	Tavari Johnson	G	18:59	2-4	1-2	0-0	0	1	1	2	0	5	2	1	0	0	1	-10	0	0	1	-10		
34	Nate Johnson	G	26:02	4-7	1-2	1-3	1	3	4	3	3	10	2	1	2	0	0	-7	2	1	2	-7		
22	Mikal Dawson		31:52	3-8	3-8	0-1	0	4	4	1	2	9	3	4	0	0	0	15	0	0	0	15		
1	Shammah Scott		23:45	3-6	0-3	0-0	1	1	2	4	1	6	2	2	1	0	0	16	2	2	1	16		
3	Kaleb Thornton		20:44	3-5	2-3	0-2	0	2	2	1	1	8	3	1	1	0	0	20	3	1	1	20		
Team							7	4	11			0			0									
Totals				26-54	10-25	15-25	15	26	41	21	24	77	16	19	6	2	4	6						

Shooting By Period		
1st	FG%	13-27 48.1%
	3PT%	4-13 30.8%
	FT%	5-9 55.6%
2nd	FG%	13-27 48.1%
	3PT%	6-12 50.0%
	FT%	10-16 62.5%
GM	FG%	26-54 48.1%
	3PT%	10-25 40.0%
	FT%	15-25 60.0%

Dead Ball Rebounds: 5, 0

Technical Fouls::NONE

	FIU	AKRON
Biggest lead	5 (1st 16:05)	9 (2nd 0:23)
Best Scoring Run	8(2nd 7:23)	10(1st 2:06)
Lead Changes	7	
Times Tied	11	
Time with Lead	10:38	22:16

Points from	FIU	AKRON
Turnovers	22	18
Paint	26	32
Second Chance	5	9
Fast Breaks	22	14
Bench	17	23

	Period by Period Scoring		
	1st	2nd	TOT
FIU	28	43	71
AKRON	35	42	77





Marshall at FIU

11/20/23 John Gray Gymnasium, George Town, Cayman Islands
2023-24 Men's Basketball

Officials: Mike Reed, John Gafney, Tony Henderson

Marshall - 80

Record: 2-2

NO.	Name	Min	FG	3P	FT	Rebounds			Fouls		TP	AS	TO	ST	Blocks		+/-
			M-A	M-A	M-A	OR	DR	TOT	PF	FD					BS	BA	
2	Wyatt Fricks	F 29:12	6-8	1-1	2-2	0	4	4	1	1	15	0	2	0	1	0	5
4	Jacob Conner	F 24:42	6-9	3-5	0-0	0	1	1	2	1	15	4	3	0	1	0	5
41	Nate Martin	F 35:16	4-6	0-0	4-4	3	8	11	3	5	12	3	1	0	2	0	4
0	Kevon Voyles	G 20:44	3-7	1-5	11-12	1	3	4	2	6	18	0	4	3	0	0	5
11	Kamdyn Curfman	G 29:40	2-9	1-8	0-0	0	1	1	1	2	5	4	4	2	0	0	2
5	Cameron Crawford	18:13	3-9	1-3	0-0	0	0	0	0	1	7	2	1	0	0	1	13
14	Ryan Nutter	24:45	0-2	0-2	2-2	1	2	3	1	3	2	3	2	0	0	0	10
21	Goran Miladinovic	17:28	2-2	0-0	2-2	1	6	7	3	2	6	3	2	1	0	0	11
Team						2	3	5			0	0					
Totals			26-52	7-24	21-22	8	28	36	13	21	80	19	19	6	4	1	11

Shooting By Period		
1 st FG%	17-33	51.5%
3PT%	6-15	40.0%
FT%	4-4	100%
2 nd FG%	9-19	47.4%
3PT%	1-9	11.1%
FT%	17-18	94.4%
GM FG%	26-52	50.0%
3PT%	7-24	29.2%
FT%	21-22	95.5%

Dead Ball Rebounds: 0, 0

Technical Fouls::NONE

FIU - 69

Record: 1-5

NO.	Name	Min	FG	3P	FT	Rebounds			Fouls		TP	AS	TO	ST	Blocks		+/-
			M-A	M-A	M-A	OR	DR	TOT	PF	FD					BS	BA	
21	Jonathan Aybar	F 32:41	6-9	0-1	1-2	3	2	5	3	5	13	1	2	2	0	0	-4
4	Seth Pinkney	C 15:34	2-3	0-0	1-2	1	2	3	1	3	5	2	0	1	0	0	7
1	Dashon Gittens	G 27:18	3-9	1-6	0-0	0	2	2	4	0	7	3	2	3	0	1	-8
2	Arturo Dean	G 29:48	5-14	1-3	0-0	2	4	6	5	0	11	4	6	2	0	1	-13
23	Petar Krivokapic	G 31:45	4-14	2-10	2-2	1	3	4	2	2	12	2	1	4	0	1	-1
33	Mohamed Sanogo	08:05	1-2	0-0	0-0	2	3	5	0	0	2	0	1	0	1	0	-14
3	Javaunte Hawkins	21:28	3-8	3-7	1-2	0	0	0	2	1	10	0	1	1	0	0	-1
11	Jayden Brewer	16:00	4-9	0-1	1-4	4	0	4	1	2	9	0	1	1	0	1	-5
12	Dante Wilcox	11:20	0-0	0-0	0-0	1	1	2	3	0	0	0	1	0	0	0	-11
31	George Pridgett Jr.	06:01	0-1	0-1	0-0	0	0	0	0	0	0	1	0	1	0	0	-5
Team						1	2	3			0	1					
Totals			28-69	7-29	6-12	15	19	34	21	13	69	13	16	15	1	4	-11

Shooting By Period		
1 st FG%	11-31	35.5%
3PT%	2-12	16.7%
FT%	1-2	50%
2 nd FG%	17-38	44.7%
3PT%	5-17	29.4%
FT%	5-10	50%
GM FG%	28-69	40.6%
3PT%	7-29	24.1%
FT%	6-12	50.0%

Dead Ball Rebounds: 4, 0

Technical Fouls::NONE

	MSH	FIU
Biggest lead	19 (1 st 0:48)	2 (1 st 17:44)
Best Scoring Run	7 (1 st 6:20)	8 (2 nd 10:52)
Lead Changes	6	
Times Tied	2	
Time with Lead	38:03	01:11

Points from	MSH	FIU
Turnovers	16	16
Paint	30	38
Second Chance	17	12
Fast Breaks	10	9
Bench	15	21

	Period by Period Scoring		
	1st	2nd	TOT
MSH	44	36	80
FIU	25	44	69





LMU (CA) at FIU

11/21/23 John Gray Gymnasium, George Town, Cayman Islands
2023-24 Men's Basketball

Officials: Paul Szelc, Tony Chiazza, Mark Riggs

LMU (CA) - 61

Record: 3-3

NO.	Name	Min	FG			Rebounds			Fouls		TP	AS	TO	ST	Blocks		+/-
			M-A	M-A	M-A	OR	DR	TOT	PF	FD					BS	BA	
23	Alex Merkviladze	F 21:23	3-8	1-3	2-3	1	3	4	1	2	9	0	1	2	0	1	8
34	Keli Leaupepe	F 21:15	2-4	1-1	2-2	0	0	0	4	2	7	1	1	1	0	0	3
15	Lars Thiemann	C 27:17	1-1	0-0	4-4	1	3	4	3	2	6	0	1	0	2	0	-5
3	Justice Hill	G 27:54	3-9	1-5	0-0	1	1	2	0	2	7	2	6	1	1	0	4
5	Justin Wright	G 30:03	4-10	0-3	7-7	0	8	8	3	5	15	0	2	0	0	1	-2
4	Will Johnston	19:43	1-5	0-3	2-2	0	0	0	1	1	4	2	4	1	0	0	-2
21	Michael Graham	12:43	1-2	0-0	0-0	2	3	5	0	0	2	0	1	0	1	0	6
55	Dominick Harris	24:09	2-7	1-4	2-4	1	3	4	0	4	7	1	3	0	0	0	-8
16	Aaron McBride	15:33	2-2	0-0	0-0	4	1	5	0	0	4	1	0	0	0	0	1
Team						2	3	5			0	0					
Totals			19-48	4-19	19-22	12	25	37	12	18	61	7	19	5	4	2	1

Shooting By Period		
1 st FG%	13-25	52.0%
3PT%	4-10	40.0%
FT%	11-12	91.7%
2 nd FG%	6-23	26.1%
3PT%	0-9	0.0%
FT%	8-10	80%
GM FG%	19-48	39.6%
3PT%	4-19	21.1%
FT%	19-22	86.4%

Dead Ball Rebounds: 2, 0

Technical Fouls::NONE

FIU - 60

Record: 1-6

NO.	Name	Min	FG			Rebounds			Fouls		TP	AS	TO	ST	Blocks		+/-
			M-A	M-A	M-A	OR	DR	TOT	PF	FD					BS	BA	
21	Jonathan Aybar	F 28:34	5-8	0-1	1-2	1	3	4	3	6	11	0	2	0	1	1	4
4	Seth Pinkney	C 14:55	3-4	0-1	1-2	2	3	5	4	2	7	3	1	0	1	0	4
1	Dashon Gittens	G 32:09	9-15	1-3	0-0	1	2	3	2	1	19	2	2	1	0	0	-1
2	Arturo Dean	G 30:05	4-15	1-1	1-2	0	0	0	2	1	10	4	3	4	0	1	10
23	Petar Krivokapic	G 23:33	2-3	0-1	0-0	0	0	0	1	2	4	0	0	0	0	0	-2
3	Javaunte Hawkins	12:15	1-6	1-5	0-0	1	2	3	0	0	3	1	1	0	0	0	-4
11	Jayden Brewer	03:40	0-1	0-1	0-0	0	0	0	0	0	0	0	0	0	0	0	-2
33	Mohamed Sanogo	18:13	3-7	0-0	0-0	2	2	4	4	0	6	1	1	0	0	2	-4
12	Dante Wilcox	05:53	0-0	0-0	0-0	0	0	0	1	0	0	0	1	0	0	0	-5
31	George Pridgett Jr.	09:34	0-3	0-2	0-0	1	1	2	0	0	0	1	0	1	0	0	-9
5	Jaidon Lipscomb	01:21	0-1	0-1	0-0	0	0	0	0	0	0	0	0	0	0	0	-4
24	Jaden Grant	19:48	0-1	0-0	0-0	1	2	3	1	0	0	0	0	5	0	0	8
Team						4	3	7			0	0					
Totals			27-64	3-16	3-6	13	18	31	18	12	60	12	11	11	2	4	-1

Shooting By Period		
1 st FG%	13-30	43.3%
3PT%	2-10	20.0%
FT%	2-4	50%
2 nd FG%	14-34	41.2%
3PT%	1-6	16.7%
FT%	1-2	50%
GM FG%	27-64	42.2%
3PT%	3-16	18.8%
FT%	3-6	50.0%

Dead Ball Rebounds: 2, 0

Technical Fouls::NONE

	LMU	FIU
Biggest lead	13 (2 nd 19:31)	5 (1 st 14:58)
Best Scoring Run	9 (1 st 12:52)	8 (2 nd 9:36)
Lead Changes	8	
Times Tied	3	
Time with Lead	30:12	06:46

	LMU	FIU
Points from		
Turnovers	11	18
Paint	26	42
Second Chance	12	14
Fast Breaks	0	7
Bench	17	9

	Period by Period Scoring		
	1st	2nd	TOT
LMU	41	20	61
FIU	30	30	60





Officials: Marques Pettigrew, Brent Hampton, Shane Land

Kennesaw St. - 84

Record: 4-3

NO.	Name	Min	FG	3P	FT	Rebounds			Fouls		TP	AS	TO	ST	Blocks		+/-
			M-A	M-A	M-A	OR	DR	TOT	PF	FD					BS	BA	
0	Demond Robinson	F 34:09	5-9	1-3	4-9	7	5	12	2	5	15	0	0	2	1	0	-3
3	Jamel King	F 18:58	2-9	2-8	2-2	1	0	1	3	1	8	0	1	0	2	0	-15
1	Terrell Burden	G 35:32	3-16	1-4	6-7	1	2	3	3	8	13	10	3	3	0	4	-3
2	RJ Johnson	G 18:19	1-3	1-2	1-2	3	3	6	3	1	4	2	3	0	0	0	-4
5	Simeon Cottle	G 33:33	7-13	4-8	2-3	0	1	1	2	4	20	0	2	3	1	1	-5
23	Quincy Ademokoya	24:37	5-13	0-6	3-5	2	3	5	1	3	13	1	1	2	0	1	-8
10	Frankqon Sherman	07:08	0-1	0-1	0-0	0	1	1	1	0	0	0	0	0	0	0	-3
25	Rongie Gordon	27:44	5-7	1-3	0-0	1	6	7	5	0	11	1	1	2	1	0	6
Team						3	1	4			0						
Totals			28-71	10-35	18-28	18	22	40	20	22	84	14	11	12	5	6	-7

Shooting By Period		
1 st FG%	14-37	37.8%
3PT%	6-21	28.6%
FT%	6-9	66.7%
2 nd FG%	14-34	41.2%
3PT%	4-14	28.6%
FT%	12-19	63.2%
GM FG%	28-71	39.4%
3PT%	10-35	28.6%
FT%	18-28	64.3%

Dead Ball Rebounds: 4, 0

Technical Fouls: Cottle 1st10:17 Ademokoya 2nd15:07

FIU - 91

Record: 2-6

NO.	Name	Min	FG	3P	FT	Rebounds			Fouls		TP	AS	TO	ST	Blocks		+/-
			M-A	M-A	M-A	OR	DR	TOT	PF	FD					BS	BA	
21	Jonathan Aybar	F 22:38	4-4	1-1	3-5	1	3	4	4	5	12	2	3	1	0	0	9
4	Seth Pinkney	C 21:30	1-1	0-0	2-2	1	3	4	4	2	4	2	1	0	4	0	6
1	Dashon Gittens	G 34:12	4-10	0-2	5-7	0	6	6	4	3	13	3	4	1	2	0	-1
3	Javaunte Hawkins	G 25:47	7-12	4-8	4-5	0	1	1	2	1	22	1	1	1	0	0	-2
23	Petar Krivokapic	G 23:10	3-11	1-6	2-2	0	0	0	0	1	9	1	1	1	0	2	-4
2	Arturo Dean	23:34	6-9	0-1	1-2	1	6	7	3	4	13	5	7	4	0	1	10
33	Mohamed Sanogo	07:38	2-3	0-0	1-2	2	0	2	1	1	5	0	1	0	0	1	3
12	Dante Wilcox	07:52	1-2	0-0	0-0	1	0	1	1	0	2	0	0	0	0	1	10
24	Jaden Grant	18:11	1-2	1-1	1-2	0	3	3	2	1	4	1	0	0	0	0	13
11	Jayden Brewer	13:19	3-3	0-0	1-1	1	3	4	0	1	7	0	0	0	0	0	-4
31	George Pridgett Jr.	02:09	0-0	0-0	0-0	0	1	1	1	0	0	0	0	0	0	0	-5
Team						1	5	6			0						
Totals			32-57	7-19	20-28	8	31	39	22	19	91	15	18	8	6	5	7

Shooting By Period		
1 st FG%	16-28	57.1%
3PT%	3-9	33.3%
FT%	10-11	90.9%
2 nd FG%	16-29	55.2%
3PT%	4-10	40.0%
FT%	10-17	58.8%
GM FG%	32-57	56.1%
3PT%	7-19	36.8%
FT%	20-28	71.4%

Dead Ball Rebounds: 3, 0

Technical Fouls: NONE

	KSU	FIU
Biggest lead	0 (1 st 20:00)	17 (2 nd 13:56)
Best Scoring Run	7 (1 st 1:06)	9 (2 nd 13:56)
Lead Changes	0	
Times Tied	0	
Time with Lead	00:00	39:26

Points from	KSU	FIU
Turnovers	18	8
Paint	34	40
Second Chance	16	7
Fast Breaks	14	4
Bench	24	31

	Period by Period Scoring		
	1st	2nd	TOT
KSU	40	44	84
FIU	45	46	91





Officials: Ramie Styons, Darron George, Mick Fieldbinder

FGCU - 68

Record: 2-6

NO.	Name	F	Min	FG	3P	FT	Rebounds			Fouls		TP	AS	TO	ST	Blocks		+/-
				M-A	M-A	M-A	OR	DR	TOT	PF	FD					BS	BA	
10	Zach Anderson	F	25:02	1-2	0-1	1-2	0	2	2	0	1	3	1	4	0	1	0	4
32	Keeshawn Kellman	F	24:09	2-3	0-0	5-6	5	5	10	4	3	9	2	2	1	1	0	6
11	Isaiah Thompson	G	32:12	4-10	2-5	11-13	0	1	1	1	11	21	3	6	1	0	1	1
12	Franco Miller Jr.	G	25:59	2-4	1-2	1-2	0	5	5	3	2	6	3	1	2	1	0	7
23	Dallion Johnson	G	35:53	7-14	5-11	0-0	0	6	6	0	2	19	1	0	0	0	0	9
0	Dakota Rivers		15:51	3-5	0-2	0-2	0	2	2	1	2	6	0	1	0	4	0	-3
1	Rahmir Barno		22:52	0-2	0-0	2-2	0	2	2	2	1	2	3	4	1	1	0	-5
4	Cyrus Largie		18:02	1-3	0-0	0-0	1	1	2	1	0	2	0	2	0	0	0	-4
Team							2	2	4			0		0				
Totals				20-43	8-21	20-27	8	26	34	12	22	68	13	20	5	8	1	3

Shooting By Period		
1st FG%	8-20	40.0%
3PT%	2-10	20.0%
FT%	11-14	78.6%
2nd FG%	12-23	52.2%
3PT%	6-11	54.5%
FT%	9-13	69.2%
GM FG%	20-43	46.5%
3PT%	8-21	38.1%
FT%	20-27	74.1%

Dead Ball Rebounds: 2, 0

Technical Fouls::NONE

FIU - 65

Record: 2-7

NO.	Name	F	Min	FG	3P	FT	Rebounds			Fouls		TP	AS	TO	ST	Blocks		+/-
				M-A	M-A	M-A	OR	DR	TOT	PF	FD					BS	BA	
21	Jonathan Aybar	F	22:26	3-5	2-3	2-2	2	2	4	3	3	10	2	1	0	0	0	-10
4	Seth Pinkney	C	18:18	1-1	0-0	0-4	0	3	3	4	2	2	0	0	0	0	0	15
1	Dashon Gittens	G	30:21	1-7	1-5	0-0	0	0	0	1	0	3	4	2	0	0	3	13
2	Arturo Dean	G	33:49	6-14	0-3	1-1	1	6	7	2	2	13	4	2	10	1	1	5
23	Petar Krivokapic	G	17:11	2-4	1-2	0-0	0	0	0	1	0	5	1	2	1	0	1	4
3	Javaunte Hawkins		22:51	5-13	4-10	0-0	0	4	4	3	0	14	2	1	0	0	1	-7
11	Jayden Brewer		23:28	8-11	0-0	2-5	1	2	3	2	4	18	1	2	3	0	2	-5
33	Mohamed Sanogo		14:02	0-1	0-0	0-0	0	0	0	2	1	0	0	3	1	0	0	-17
12	Dante Wilcox		02:16	0-0	0-0	0-0	0	0	0	0	0	0	0	1	0	0	0	-1
24	Jaden Grant		11:31	0-0	0-0	0-0	0	1	1	2	0	0	0	0	0	0	0	-11
0	Okechukwu Okeke		03:47	0-0	0-0	0-0	0	0	0	2	0	0	0	0	0	0	0	-1
Team							4	2	6			0		2				
Totals				26-56	8-23	5-12	8	20	28	22	12	65	14	16	15	1	8	-3

Shooting By Period		
1st FG%	18-31	58.1%
3PT%	5-11	45.5%
FT%	3-5	60%
2nd FG%	8-25	32.0%
3PT%	3-12	25.0%
FT%	2-7	28.6%
GM FG%	26-56	46.4%
3PT%	8-23	34.8%
FT%	5-12	41.7%

Dead Ball Rebounds: 3, 0

Technical Fouls::NONE

	FGCU	FIU
Biggest lead	7 (2 nd 6:58)	15 (1 st 0:27)
Best Scoring Run	11 (2 nd 11:14)	7 (1 st 14:41)
Lead Changes	1	
Times Tied	2	
Time with Lead	09:55	28:04

Points from	FGCU	FIU
Turnovers	14	15
Paint	22	36
Second Chance	11	2
Fast Breaks	12	4
Bench	10	32

	Period by Period Scoring		
	1st	2nd	TOT
FGCU	29	39	68
FIU	44	21	65





2022-23 FIU Men's Basketball Team Game-by-Game All games

Opponent	Date	Score		Total		3-Pointers		Free throws		Rebounds										
				FG-FGA	PCT	3FG-3FGA	PCT	FT-FTA	PCT	OFF	DEF	TOT	AVG	PF	A	TO	BLK	STL	PTS	AVG
Houston Christian	11/07/2022	77-66	W	33-66	.500	3-16	.188	8-12	.667	12	25	37	37.0	8	12	14	8	12	77	77.0
Fla. National	11/10/2022	95-74	W	36-68	.529	10-26	.385	13-22	.591	11	31	42	39.5	15	22	13	3	9	95	86.0
at NC State	11/15/2022	74-107	L	31-58	.534	5-18	.278	7-15	.467	5	23	28	35.7	16	14	22	4	9	74	82.0
Bryant	11/19/2022	85-91	L	29-63	.460	11-28	.393	16-23	.696	7	29	36	35.8	19	18	18	3	11	85	82.8
Stony Brook	11/23/2022	83-50	W	31-64	.484	14-38	.368	7-7	1.000	5	33	38	36.2	19	23	9	3	13	83	82.8
Eastern Wash.	11/27/2022	90-79	W	32-58	.552	6-19	.316	20-22	.909	8	26	34	35.8	19	13	20	5	10	90	84.0
Eastern Mich.	11/30/2022	68-80	L	28-57	.491	1-15	.067	11-24	.458	10	21	31	35.1	12	8	13	4	7	68	81.7
at FGCU	12/04/2022	65-74	L	26-63	.413	4-22	.182	9-15	.600	13	23	36	35.3	17	9	13	3	8	65	79.6
at Howard	12/13/2022	59-71	L	23-65	.354	7-25	.280	6-10	.600	13	24	37	35.4	16	11	19	3	9	59	77.3
at Fla. Atlantic	12/17/2022	53-79	L	21-50	.420	1-9	.111	10-14	.714	4	22	26	34.5	14	4	23	2	11	53	74.9
UIW	12/21/2022	79-74	W	28-54	.519	11-28	.393	12-19	.632	7	21	28	33.9	17	18	17	3	11	79	75.3
Florida Col.	12/29/2022	69-64	W	26-54	.481	5-23	.217	12-20	.600	7	28	35	34.0	18	14	16	5	8	69	74.8
at North Texas	12/31/2022	57-72	L	22-49	.449	6-14	.429	7-13	.538	12	13	25	33.3	21	9	16	4	3	57	73.4
Charlotte	01/05/2023	62-60	W	24-51	.471	4-17	.235	10-12	.833	3	26	29	33.0	14	7	8	3	7	62	72.6
UAB	01/07/2023	90-87	Wot	31-65	.477	10-27	.370	18-23	.783	13	24	37	33.3	13	18	22	4	13	90	73.7
Fla. Atlantic	01/11/2023	73-77	Lot	25-60	.417	7-17	.412	16-21	.762	8	27	35	33.4	20	10	11	7	5	73	73.7
at Western Ky.	01/14/2023	59-70	L	22-62	.355	6-23	.261	9-13	.692	14	19	33	33.4	17	11	13	6	13	59	72.8
North Texas	01/16/2023	57-64	L	19-40	.475	4-15	.267	15-21	.714	6	22	28	33.1	15	7	16	6	3	57	71.9
at UTEP	01/19/2023	61-81	L	21-47	.447	8-23	.348	11-14	.786	4	15	19	32.3	17	7	16	5	5	61	71.4
at UTSA	01/21/2023	77-72	W	28-65	.431	11-33	.333	10-11	.909	9	23	32	32.3	20	14	6	7	8	77	71.7
Western Ky.	01/26/2023	78-69	W	32-61	.525	10-25	.400	4-5	.800	7	18	25	32.0	14	15	11	3	11	78	72.0
Middle Tenn.	01/28/2023	82-74	W	28-57	.491	12-23	.522	14-17	.824	11	26	37	32.2	18	13	19	2	10	82	72.4
at Charlotte	02/02/2023	57-54	W	23-47	.489	4-15	.267	7-10	.700	6	23	29	32.0	17	10	11	0	6	57	71.7
at UAB	02/04/2023	72-76	L	28-64	.438	6-22	.273	10-17	.588	7	21	28	31.9	17	14	13	3	14	72	71.8
Louisiana Tech	02/09/2023	66-62	W	22-49	.449	4-18	.222	18-28	.643	8	25	33	31.9	19	8	18	4	10	66	71.5
Rice	02/11/2023	78-85	L	33-61	.541	4-16	.250	8-9	.889	3	23	26	31.7	18	9	7	3	5	78	71.8
at Middle Tenn.	02/18/2023	58-69	L	22-57	.386	8-21	.381	6-6	1.000	11	24	35	31.8	21	9	17	3	7	58	71.3
UTEP	02/23/2023	82-87	L	32-68	.471	2-12	.167	16-20	.800	16	15	31	31.8	23	17	14	6	14	82	71.6
UTSA	02/25/2023	91-95	L	29-56	.518	11-18	.611	22-27	.815	8	21	29	31.7	23	13	20	4	9	91	72.3
at Louisiana Tech	03/02/2023	76-77	Lot	23-60	.383	10-26	.385	20-24	.833	9	19	28	31.6	17	12	14	3	12	76	72.4
at Rice	03/04/2023	90-83	W	31-63	.492	6-16	.375	22-26	.846	13	21	34	31.6	15	17	10	4	7	90	73.0
vs Louisiana Tech	03/08/2023	76-81	Lot	28-59	.475	8-23	.348	12-21	.571	5	22	27	31.5	18	11	14	5	10	76	73.1
Total		2339		867-1861	.466	219-671	.326	386-541	.713	275	733	1008	31.5	547	397	473	128	290	2339	73.1
Opponents		2404		848-1907	.445	278-765	.363	430-580	.741	414	803	1217	38.0	499	452	528	108	264	2404	75.1

FIU Averages

Games Played	Points/game	FG Pct	3FG Pct	FT Pct	Rebounds/game	Assists/game	Turnovers/game	Assist/Turnover ratio	Steals/game	Blocks/game
32	73.1	46.6	32.6	71.3	31.5	12.4	14.8	0.8	9.1	4.0





2022-23 FIU Men's Basketball Combined Team Statistics All games

Game Records

Record	Overall	Home	Away	Neutral
ALL GAMES	14-18	11-7	3-10	0-1
CONFERENCE	8-12	5-5	3-7	0-0
NON-CONFERENCE	6-6	6-2	0-3	0-1

Score by Periods

Team	1st	2nd	OT	TOT
FIU	1123	1182	34	2339
Opponents	1114	1249	41	2404

Team Box Score

No.	Player	Overall			Total		3-Point		F-Throw		Rebounds				Other				PTS	AVG		
		GP-GS	MIN	AVG	FG-FGA	FG%	3FG-3FGA	3FG%	FT-FTA	FT%	OFF	DEF	TOT	AVG	PF	DQ	A	TO			BLK	STL
2	JONES, Denver	28-28	935:20	33.4	187-391	.478	59-159	.371	131-155	.845	25	82	107	3.8	45	1	56	90	1	49	564	20.1
4	DEAN, Arturo	32-23	949:45	29.7	157-361	.435	12-60	.200	55-86	.640	31	101	132	4.1	81	2	122	101	8	81	381	11.9
0	GUADARRAMA, Nick	24-24	615:44	25.7	65-166	.392	32-92	.348	14-22	.636	24	76	100	4.2	55	0	45	44	10	23	176	7.3
1	GITTENS, Dashon	30-18	659:23	22.0	79-162	.488	19-53	.358	31-49	.633	21	51	72	2.4	68	2	42	43	8	29	208	6.9
23	KRIVOKAPIC, Petar	32-18	708:36	22.1	68-159	.428	51-126	.405	33-44	.750	15	81	96	3.0	36	0	17	27	4	15	220	6.9
33	SANOGO, Mohamed	30-19	639:52	21.3	86-129	.667	0-1	.000	31-61	.508	36	84	120	4.0	62	0	22	43	37	15	203	6.8
3	HAWKINS, Javaunte	32-9	615:52	19.2	63-183	.344	36-116	.310	22-22	1.000	11	47	58	1.8	32	0	43	31	1	28	184	5.8
21	WILLIAMS JR., John	32-8	456:09	14.3	67-152	.441	8-50	.160	26-42	.619	9	51	60	1.9	39	0	24	39	7	21	168	5.3
11	BREWER, Jayden	19-0	163:49	8.6	36-56	.643	0-6	.000	13-17	.765	9	24	33	1.7	8	0	5	7	5	7	85	4.5
44	PINKNEY, Seth	31-13	475:19	15.3	47-65	.723	0-0	.000	21-33	.636	22	56	78	2.5	82	3	7	13	41	9	115	3.7
12	WILCOX, Dante	17-0	126:10	7.4	7-17	.412	0-2	.000	6-6	1.000	12	10	22	1.3	26	1	6	12	5	3	20	1.2
24	GRANT, Jaden	23-0	140:56	6.1	5-18	.278	2-5	.400	3-4	.750	3	15	18	0.8	12	0	7	6	1	9	15	0.7
25	WILSON, Cameron	4-0	13:04	3.3	0-2	.000	0-1	.000	0-0	.000	0	1	1	0.3	1	0	1	0	0	1	0	0.0
Team											57	54	111				17					
Total		32	6500		867-1861	.466	219-671	.326	386-541	.713	275	733	1008	31.5	547	9	397	473	128	290	2339	73.1
Opponents		32	6500		848-1907	.445	278-765	.363	430-580	.741	414	803	1217	38.0	499	9	452	528	108	264	2404	75.1

Team Statistics

	FIU	OPP
Scoring	2339	2404
Points per game	73.1	75.1
Scoring margin	-2.0	-
Field goals-att	867-1861	848-1907
Field goal pct	.466	.445
3 point fg-att	219-671	278-765
3-point FG pct	.326	.363
3-pt FG made per game	6.8	8.7
Free throws-att	386-541	430-580
Free throw pct	.713	.741
F-Throws made per game	12.1	13.4
Rebounds	1008	1217
Rebounds per game	31.5	38.0
Rebounding margin	-6.5	-
Assists	397	452
Assists per game	12.4	14.1
Turnovers	473	528
Turnovers per game	14.8	16.5
Turnover margin	+1.7	-
Assist/turnover ratio	0.8	0.9
Steals	290	264
Steals per game	9.1	8.3
Blocks	128	108
Blocks per game	4.0	3.4
Winning streak	0	-
Home win streak	0	-
Attendance	19094	43990
Home games-Avg/Game	18-1061	13-3384
Neutral site-Avg/Game	-	1-1232

Team Results

Date	Opponent	Score	Att.
11/07/2022	Houston Christian	W 77-66	1104
11/10/2022	Fla. National	W 95-74	643
11/15/2022	at NC State	L 74-107	9543
11/19/2022	Bryant	L 85-91	573
11/23/2022	Stony Brook	W 83-50	676
11/27/2022	Eastern Wash.	W 90-79	456
11/30/2022	Eastern Mich.	L 68-80	1150
12/04/2022	at FGCU	L 65-74	2033
12/13/2022	at Howard	L 59-71	654
12/17/2022	at Fla. Atlantic	L 53-79	1797
12/21/2022	UIW	W 79-74	718
12/29/2022	Florida Col.	W 69-64	848
12/31/2022	at North Texas	L 57-72	2934
01/05/2023	Charlotte	W 62-60	819
01/07/2023	UAB	Wot 90-87	1152
01/11/2023	Fla. Atlantic	Lot 73-77	2244
01/14/2023	at Western Ky.	L 59-70	4743
01/16/2023	North Texas	L 57-64	1183
01/19/2023	at UTEP	L 61-81	3648
01/21/2023	at UTSA	W 77-72	1414
01/26/2023	Western Ky.	W 78-69	1417
01/28/2023	Middle Tenn.	W 82-74	1311
02/02/2023	at Charlotte	W 57-54	3073
02/04/2023	at UAB	L 72-76	5318
02/09/2023	Louisiana Tech	W 66-62	1170
02/11/2023	Rice	L 78-85	1292
02/18/2023	at Middle Tenn.	L 58-69	3911
02/23/2023	UTEP	L 82-87	1219
02/25/2023	UTSA	L 91-95	1119
03/02/2023	at Louisiana Tech	Lot 76-77	2162
03/04/2023	at Rice	W 90-83	2760
03/08/2023	vs Louisiana Tech	Lot 76-81	1232





2023-24 LIU Men's Basketball Combined Team Statistics All games

Game Records

Record	Overall	Home	Away	Neutral
ALL GAMES	1-5	0-1	0-4	1-0
CONFERENCE	0-0	0-0	0-0	0-0
NON-CONFERENCE	1-5	0-1	0-4	1-0

Score by Periods

Team	1st	2nd	OT	TOT
LIU	164	228	0	392
Opponents	220	245	0	465

Team Box Score

No.	Player	Total					3-Point		F-Throw		Rebounds				Other				PTS	AVG		
		GP-GS	MIN	AVG	FG-FGA	FG%	3FG-3FGA	3FG%	FT-FTA	FT%	OFF	DEF	TOT	AVG	PF	DQ	A	TO			BLK	STL
2	ACKER, Eric	6-3	200:26	33.4	34-72	.472	7-23	.304	10-15	.667	4	18	22	3.7	8	0	17	20	0	2	85	14.2
13	STRICKLAND, Tai	5-4	153:07	30.6	20-45	.444	4-15	.267	19-23	.826	0	14	14	2.8	18	2	10	10	2	9	63	12.6
6	KOPA, Tana	6-3	193:49	32.3	19-62	.306	14-43	.326	8-8	1.000	2	24	26	4.3	12	0	7	11	1	7	60	10.0
10	GREENE, RJ	6-6	176:30	29.4	16-39	.410	0-2	.000	21-33	.636	9	33	42	7.0	12	0	3	12	3	3	53	8.8
11	STRICKLAND, Terell	6-6	149:17	24.9	15-46	.326	7-17	.412	11-13	.846	1	19	20	3.3	25	3	18	15	1	8	48	8.0
5	WASHINGTON, Andre	3-2	64:27	21.5	7-19	.368	3-7	.429	2-2	1.000	1	0	1	0.3	6	0	5	3	0	6	19	6.3
15	DELANCY, CJ	2-0	22:52	11.4	4-4	1.000	0-0	.000	1-1	1.000	3	4	7	3.5	4	0	0	1	0	1	9	4.5
23	DJAPA, Nikola	6-4	109:07	18.2	10-20	.500	2-4	.500	3-8	.375	4	15	19	3.2	23	3	0	10	0	2	25	4.2
21	ESSAHATY, Ahmed	4-0	46:38	11.7	6-10	.600	3-6	.500	1-1	1.000	1	3	4	1.0	8	0	3	1	1	1	16	4.0
43	BAJRAMI, Gezim	6-2	83:19	13.9	3-20	.150	0-3	.000	8-11	.727	4	4	8	1.3	15	1	2	2	3	1	14	2.3
4	SHEPPARD, Tre'shawn	1-0	00:28	0.5	0-0	.000	0-0	.000	0-0	.000	0	0	0	0.0	0	0	0	0	0	0	0	0.0
Team											12	13	25					3				
Total		6	1200		134-337	.398	40-120	.333	84-115	.730	41	147	188	31.3	131	9	65	88	11	40	392	65.3
Opponents		6	1249		155-348	.445	28-97	.289	127-171	.743	70	172	242	40.3	103	1	84	73	25	46	465	77.5

Team Statistics

	LIU	OPP
Scoring	392	465
Points per game	65.3	77.5
Scoring margin	-12.2	-
Field goals-att	134-337	155-348
Field goal pct	.398	.445
3 point fg-att	40-120	28-97
3-point FG pct	.333	.289
3-pt FG made per game	6.7	4.7
Free throws-att	84-115	127-171
Free throw pct	.730	.743
F-Throws made per game	14.0	21.2
Rebounds	188	242
Rebounds per game	31.3	40.3
Rebounding margin	-9.0	-
Assists	65	84
Assists per game	10.8	14.0
Turnovers	88	73
Turnovers per game	14.7	12.2
Turnover margin	-2.5	-
Assist/turnover ratio	0.7	1.2
Steals	40	46
Steals per game	6.7	7.7
Blocks	11	25
Blocks per game	1.8	4.2
Winning streak	0	-
Home win streak	0	-
Attendance	812	8040
Home games-Avg/Game	1-812	4-2010
Neutral site-Avg/Game	-	1-358

Team Results

Date	Opponent		Score	Att.
11/10/2023	Air Force	L	67-82	812
11/13/2023	at Pepperdine	L	53-88	327
11/15/2023	at UCLA	L	58-78	4751
11/21/2023	at Columbia	L	67-77	622
11/24/2023	vs A&M-Corpus Christi	W	83-68	358
11/25/2023	at Northern Ky.	L	64-72	2340





**2023-24 LIU Men's Basketball
Team Game-by-Game
All games**

Opponent	Date	Score		Total		3-Pointers		Free throws		Rebounds										
				FG-FGA	PCT	3FG-3FGA	PCT	FT-FTA	PCT	OFF	DEF	TOT	AVG	PF	A	TO	BLK	STL	PTS	AVG
Air Force	11/10/2023	67-82	L	23-61	.377	6-17	.353	15-24	.625	12	23	35	35.0	19	19	10	3	7	67	67.0
at Pepperdine	11/13/2023	53-88	L	15-53	.283	4-15	.267	19-25	.760	4	27	31	33.0	22	5	15	0	9	53	60.0
at UCLA	11/15/2023	58-78	L	18-51	.353	6-19	.316	16-21	.762	4	16	20	28.7	23	7	13	1	8	58	59.3
at Columbia	11/21/2023	67-77	L	26-63	.413	6-23	.261	9-13	.692	9	25	34	30.0	27	11	16	4	3	67	61.3
vs A&M-Corpus Christi	11/24/2023	83-68	W	25-55	.455	12-29	.414	21-25	.840	7	28	35	31.0	21	13	14	3	6	83	65.6
at Northern Ky.	11/25/2023	64-72	L	27-54	.500	6-17	.353	4-7	.571	5	28	33	31.3	19	10	20	0	7	64	65.3
Total		392		134-337	.398	40-120	.333	84-115	.730	41	147	188	31.3	131	65	88	11	40	392	65.3
Opponents		465		155-348	.445	28-97	.289	127-171	.743	70	172	242	40.3	103	84	73	25	46	465	77.5

LIU Averages

Games Played	Points/game	FG Pct	3FG Pct	FT Pct	Rebounds/game	Assists/game	Turnovers/game	Assist/Turnover ratio	Steals/game	Blocks/game
6	65.3	39.8	33.3	73.0	31.3	10.8	14.7	0.7	6.7	1.8

