



# Florida International Men's Basketball

23  
24

Men's Basketball Contact: Darin Yrigoyen | Director of Athletic Communications | 954.594.2558 | dyrigoye@fiu.edu

## 2023-24 SCHEDULE

Record: 2-6  
Home: 1-1 Away: 1-2 Neutral: 0-3

Nov. 6	at UCF	L, 85-62
Nov. 9	TARLETON STATE	L, 82-65
Nov. 13	at #12 Miami	L, 86-80
Nov. 15	at Houston Christian	W, 83-74

### Cayman Islands Classic

Nov. 19	Akron	L, 77-71
Nov. 20	Marshall	L, 80-69
Nov. 21	LMU/Oakland	L, 61-60

Nov. 26	KENNESAW STATE	W, 91-84
Nov. 29	FGCU	7 PM
Dec. 2	LIU	6 PM
Dec. 13	at #10 Florida Atlantic*	7 PM
Dec. 16	TRINITY COLL. OF FLA.	6 PM
Dec. 19	STETSON	7 PM
Dec. 21	MAINE	7 PM
Dec. 30	at Utah Tech*	5 PM
Jan. 6	at Jax State*	5 PM
Jan. 11	NEW MEXICO STATE*	7 PM
Jan. 13	UTEP*	6 PM
Jan. 25	at Liberty*	7 PM
Jan. 25	at Western Kentucky*	8 PM
Jan. 27	at Middle Tennessee*	6 PM
Feb. 1	LOUISIANA TECH*	7 PM
Feb. 3	SAM HOUSTON*	2 PM
Feb. 10	MIDDLE TENNESSEE*	2 PM
Feb. 15	at Sam Houston	7:30 PM
Feb. 17	at Louisiana Tech*	3 PM
Feb. 22	LIBERTY*	7 PM
Feb. 24	JAX STATE*	6 PM
Mar. 2	WESTERN KENTUCKY*	6 PM
Mar. 7	at UTEP*	9 PM
Mar. 9	at New Mexico State*	4 PM

\*Conference USA Games  
All Times ET | Home Games in CAPS

## The Matchup

### FIU Panthers (2-6)

Head Coach: Jeremy Ballard  
Record at FIU: 79-85 (Sixth Season)  
Overall Record: same



VS

### FGCU Eagles (1-6)

Head Coach: Pat Chambers  
Record at FGCU: 18-21 (2nd Season)  
Overall Record: 208-199 (13th Season)



## Quick Notes

- Head Coach Jeremy Ballard is just one win away from becoming the all-time winningest men's basketball coach in school history.
- FIU is currently ranked second-nationally in both steals per game and turnovers forced per game.
- The Panthers started the season with 6-of-7 games on the road/neutral and now will play 6-of-7 at home.
- Arturo Dean is the returning CUSA Freshman of the Year, the first in FIU's CUSA tenure.
- Jonathan Aybar, a transfer from North Florida, joins FIU this season, the same school that his dad attended and played basketball at from 1996-1999.
- FIU will face six teams from its home state of Florida in 2023-24.
- The Panthers have two retired jersey numbers in their program, Raja Bell (#13) and Carlos Arroyo (#30). Both had long-tenured NBA careers with Bell named to the NBA's All-Defensive Team twice.
- This is the 43rd season of FIU men's basketball, dating back to 1981-82.

## Gameday Info

Date: Wednesday, Nov. 29 | 7 p.m. ET  
Location: Ocean Bank Convocation Center  
Last Meeting: FGCU def. FIU, 74-65 (12/4/22)

## CUSA Standings

Liberty	0-0	6-0
LA Tech	0-0	5-1
UTEP	0-0	5-2
WKU	0-0	4-3
Sam Houston	0-0	4-3
MTSU	0-0	4-4
Jax State	0-0	3-4
NM State	0-0	3-5
FIU	0-0	2-6

## Around CUSA (ET)

### November 29

Western Kentucky vs. Campbellsville | 8 p.m.  
UTEP vs. Texas A&M-Corpus Christi | 9 p.m.  
Sam Houston at Arizona State | 9 p.m.  
La Tech at New Mexico | 9 p.m.

## By The Numbers

	72.6	43.9	30.3	31.1	14.5	3.3	12.3	78.6	48.7	33.7	0.8	-6.8
	PPG	FG%	3FG%	RPG	APG	BPG	SPG	OPPG	OFG%	O3FG%	A:TO	RMAR
	69.1	42.1	29.6	35.3	10.4	2.6	5.1	75.4	45.5	38.3	0.9	+2.3

2023-24 FIU Men's Basketball



@fiuhoops

# Numerical Roster

NO.	NAME	POS.	HT.	YR.	HOMETOWN / PREVIOUS SCHOOL
0	Okechukwu Okeke	F	6-9	Jr.	East Chicago, Ill. / Tallahassee CC
1	Dashon Gittens	G	6-3	So.	Hartford, Conn. / Putnam Science Academy
2	Arturo Dean	G	5-11	So.	Miami, Fla. / Putnam Science Academy
3	Javaunte Hawkins	G	5-11	Sr.	Lee's Summit, Mo. / Butler CC
4	Seth Pinkney	C	7-1	Sr.	Philadelphia, Pa / Quinnipiac
5	Jaidon Lipscomb	G	6-5	Jr.	Columbus, Ohio / Lakeland CC
10	Travis Gray	G	6-5	Jr.	Syracuse, N.Y. / Mohawk Valley CC
11	Jayden Brewer	G	6-6	So.	Indianapolis, Ind. / Combine Prep
12	Dante Wilcox	G/F	6-6	Gr.	West Palm Beach, Fla. / Oxbridge Academy
15	Renato Ruiz	G	6-1	Jr.	Plantation, Fla. / American Heritage
21	Jonathan Aybar	F	6-9	Jr.	Kissimmee, Fla. / University of North Florida
22	Onyx Pastoriza	G	5-8	Sr.	Arecibo, Puerto Rico / Miami Triple Threat
23	Petar Krivokapic	G	6-4	Jr.	Budva, Montenegro / Miami Prep School
24	Jaden Grant	G	5-11	Jr.	Davie, Fla. / NSU University School
31	George Pridgett, Jr.	G	5-11	Jr.	Boston, Mass. / Polk State College
33	Mohamed Sanogo	F	6-9	Jr.	Pittsfield, Mass. / Putnam Science Academy

# Coaching Staff

Jeremy Ballard	Head Coach	6th Season	Colgate '03
Jesse Bopp	Associate Head Coach	6th Season	Plymouth State '07
Joey Rodriguez	Assistant Coach	6th Season	VCU '11
Zavier Anderson	Assistant Coach	2nd Season	Clemson '11
Vince Caruso	Video Coordinator	1st Season	Worcester State '15
Jack Sprague	Strength & Conditioning Coach		
Colin Campbell	Director of Basketball Ops		



Okechukwu Okeke




Dashon Gittens



Arturo Dean



Javaunte Hawkins



Seth Pinkney




Jaidon Lipscomb




Travis Gray




Jayden Brewer



Dante Wilcox




Renato Ruiz



Jonathan Aybar



Onyx Pastoriza



Petar Krivokapic



Jaden Grant



George Pridgett, Jr.



Mohamed Sanogo

# A-Z Roster

21	Jonathan Aybar
11	Jayden Brewer
2	Arturo Dean
1	Dashon Gittens
24	Jaden Grant
10	Travis Gray
3	Javaunte Hawkins
23	Petar Krivokapic
5	Jaidon Lipscomb
0	Okechukwu Okeke
22	Onyx Pastoriza
31	George Pridgett, Jr.
4	Seth Pinkney
15	Renato Ruiz
33	Mohamed Sanogo
12	Dante Wilcox

# By Location

<b>Connecticut (1)</b>	
1	Dashon Gittens
<b>Florida (6)</b>	
2	Arturo Dean
4	Seth Pinkney
12	Dante Wilcox
15	Renato Ruiz
21	Jonathan Aybar
24	Jaden Grant
<b>Ohio (1)</b>	
5	Jaidon Lipscomb
<b>New York (1)</b>	
10	Travis Gray
<b>Illinois (1)</b>	
0	Okechukwu Okeke
<b>Indiana (1)</b>	
11	Jayden Brewer
<b>International (2)</b>	
22	Onyx Pastoriza - Puerto Rico
23	Petar Krivokapic - Montenegro
<b>Massachusetts (2)</b>	
31	George Pridgett, Jr.
33	Mohamed Sanogo
<b>Missouri (1)</b>	
3	Javaunte Hawkins

# By Class

<b>Sophomore (3)</b>	
1	Dashon Gittens
2	Arturo Dean
11	Jayden Brewer
<b>Junior (9)</b>	
0	Okechukwu Okeke
5	Jaidon Lipscomb
10	Travis Gray
15	Renato Ruiz
21	Jonathan Aybar
23	Petar Krivokapic
24	Jaden Grant
31	George Pridgett, Jr.
33	Mohamed Sanogo
<b>Senior (4)</b>	
3	Javaunte Hawkins
4	Seth Pinkney
22	Onyx Pastoriza
12	Dante Wilcox



## Individual Stat Leaders

### FIU

Points: Arturo Dean, 12.6 ppg  
 Rebounds: Jonathan Aybar, 4.5 rpg  
 Assists: Arturo Dean, 5.3 apg  
 Steals: Arturo Dean, 3.5 spg  
 Blocks: Seth Pinkney, 1.3 bpg  
 3-PT Made: Javaunte Hawkins, 16 3-PT (38.1%)  
 FG Made: Arturo Dean, 41 FG (43.2%)

### FGCU

Points: Zach Anderson, 13.3 ppg  
 Rebounds: Keeshawn Kellman, 7.3 rpg  
 Assists: Franco Miller, Jr., 2.4 apg  
 Steals: Dallion Johnson, 1.3 spg  
 Blocks: Andre Weir, 1.0 bpg  
 3-PT Made: Chase Johnston, 14 3-PT (28.6%)  
 FG Made: Keeshawn Kellman, 31 FG (62.0%)

## Last Time Out

Opponent: vs Kennesaw State  
 Result: W, 91-84

### Recap:

MIAMI — FIU's men's basketball program led wire-to-wire on its way to a 91-84 victory over Kennesaw State at home on Sunday evening.

The Panthers (2-6) jumped out to a 17-7 lead early on and never looked back, defeating the Owls (4-3) by seven to begin a home stretch that features six of the next seven games inside the Ocean Bank Convocation Center.

Javaunte Hawkins earned the start and delivered with 22 points in 26 minutes, matching a career-high. Hawkins knocked down a team-high four three-pointers and finished 7-for-12 from the field.

Dashon Gittens chipped in 13 points in support and made 5-of-7 free throws, several of which came in the final five minutes. Arturo Dean also had 13 points to lead the bench effort, finishing with seven rebounds, five assists and four steals.

Jonathan Aybar rounded out FIU's double-digit scorers with 12, of which six of those points came on back-to-back three-point plays in the first half. Jayden Brewer chipped in seven points with two of them coming on a coast-to-coast highlight reel dunk in the second half.

As a team, FIU forced just 11 turnovers, but limited KSU to 39.4 percent shooting from the field and 28.6 percent shooting from distance.

The Panthers are now 2-0 when leading at halftime this season. Hawkins' career-high of 22 happened at Eastern Michigan on Dec. 11, 2021, a four-overtime game.

## Matchup Preview

MIAMI — FIU's men's basketball team, fresh off its first home win of the season, welcomes cross-coast opponent FGCU on Wednesday night at 7 p.m. ET inside the Ocean Bank Convocation Center.

The Panthers led wire-to-wire in a 91-84 defeat of Kennesaw State on Sunday evening in their first of a stretch of 6-of-7 games at home. FIU now hosts FGCU and is looking to regain the bragging rights in this matchup following a 74-65 defeat in Fort Myers on Dec. 12, 2022.

FIU will get a chance to show its pizzazz in the spotlight as the game will be aired nationally on CBS Sports Network. Javaunte Hawkins started and scored 22 points in FIU's last game, matching a career-high.

Arturo Dean is the current national-leader in steals and ranks second in steals per game, showing his ability to contribute on both ends of the floor. As a team, the Panthers' high-pressure style had led to them being ranked third in the nation in steals per game and sixth in turnovers forced.

### SCOUTING FGCU

The Eagles have lost five straight and will enter this matchup against an in-state rival with added motivation after a slow start to the season.

FGCU is led offensively by Zach Anderson, whom has averaged 13.3 ppg thus far. Anderson is very effective from the three-point line, shooting 43.5 percent on 23 attempts.

Isaiah Thompson and Keeshawn Kellman are also averaging double-digit point outputs for the Eagles.

FGCU's Starting Five: Johnston, Anderson, Johnson, Hellman, Miller, Jr.

## Last Game's Starting Five



#1 Dashon Gittens



#3 Javaunte Hawkins



#4 Seth Pinkney



#21 Jonathan Aybar



#23 Petar Krivokapic

## 2023-24 Streaks/Trends

### RECORD BREAKDOWN

At Home	1-1
On the Road	1-2
Neutral	0-3

### MONTH-BY-MONTH

November	2-6
December	0-0
January	0-0
February	0-0
March	0-0

### HALFTIME LEADS/LEADS/OT

Leading at half, home	1-0
Leading at the half, road/neutral	1-0
Tied at the half, home	0-0
Tied at the half, road/neutral	0-0
Trailing at the half, home	0-1
Trailing at the half, road/neutral	0-5
Games decided by 5 points or fewer	0-1
Games decided by 10 points or fewer	2-3
Leading with 5:00 left	2-2
Leading with 2:00 left	2-1
Overtime games	0-0

### WINS VS LOSSES

	W	L
PPG	87.0	69.0
OPPG	79.0	84.3
Margin	+8.0	-15.3
FG%	51.5	40.9
OFG%	46.7	53.1
3FG%	37.8	27.7
O3FG%	19.9	43.8
FT%	66.3	70.2
RPG	36.0	29.7
ORPG	12.0	38.7
RMAR	+1.0	-9.0
APG	17.5	13.7
T/O PG	18.5	18.3
BPG	3.5	4.0
SPG	7.0	11.7

### STREAKS

Overall	W1
Home Won	W1
Home Lost	--
Home CUSA	--
Home non-conference	W1
Road non-conference	W1
Road Won	W1
Road Lost	--
Road CUSA	--
Neutral	L3





## 2023-24 FIU Men's Basketball Combined Team Statistics All games

### Game Records

Record	Overall	Home	Away	Neutral
ALL GAMES	2-6	1-1	1-2	0-3
CONFERENCE	0-0	0-0	0-0	0-0
NON-CONFERENCE	2-6	1-1	1-2	0-3

### Score by Periods

Team	1st	2nd	OT	TOT
FIU	266	315	0	581
Opponents	318	311	0	629

### Team Box Score

No.	Player	Total			3-Point		F-Throw		Rebounds				Other									
		GP-GS	MIN	AVG	FG-FGA	FG%	3FG-3FGA	3FG%	FT-FTA	FT%	OFF	DEF	TOT	AVG	PF	DQ	A	TO	BLK	STL	PTS	AVG
2	DEAN, Arturo	8-7	230:06	28.8	41-95	.432	10-23	.435	9-18	.500	7	24	31	3.9	21	2	42	35	0	28	101	12.6
1	GITTENS, Dashon	8-8	256:10	32.0	35-85	.412	10-35	.286	19-22	.864	8	17	25	3.1	24	0	22	16	3	17	99	12.4
21	AYBAR, Jonathan	8-8	203:27	25.4	29-48	.604	4-13	.308	14-19	.737	14	22	36	4.5	24	1	13	25	4	14	76	9.5
23	KRIVOKAPIC, Petar	8-8	209:16	26.2	27-66	.409	11-42	.262	11-13	.846	6	10	16	2.0	8	0	6	10	1	11	76	9.5
3	HAWKINS, Javaunte	8-1	147:20	18.4	21-53	.396	16-42	.381	8-11	.727	2	12	14	1.8	11	0	4	15	0	5	66	8.3
33	SANOOGO, Mohamed	8-0	125:18	15.7	19-35	.543	0-0	.000	7-14	.500	15	16	31	3.9	19	1	7	9	4	3	45	5.6
11	BREWER, Jayden	8-0	115:46	14.5	17-42	.405	1-13	.077	9-19	.474	8	11	19	2.4	7	0	3	8	2	4	44	5.5
4	PINKNEY, Seth	8-8	112:07	14.0	10-15	.667	0-1	.000	13-18	.722	8	13	21	2.6	24	1	9	6	10	1	33	4.1
31	PRIDGETT JR., George	8-0	67:50	8.5	6-24	.250	5-19	.263	5-6	.833	1	6	7	0.9	3	0	4	2	1	5	22	2.8
0	OKEKE, Okechukwu	1-0	01:27	1.5	1-2	.500	0-1	.000	0-0	.000	0	0	0	0.0	0	0	0	0	0	2	2	2.0
5	LIPSCOMB, Jaidon	5-0	25:02	5.0	3-9	.333	2-8	.250	0-0	.000	0	0	0	0.0	1	0	2	0	0	2	8	1.6
24	GRANT, Jaden	4-0	40:50	10.2	1-3	.333	1-1	1.000	1-2	.500	1	5	6	1.5	3	0	1	2	0	5	4	1.0
12	WILCOX, Dante	7-0	65:21	9.3	2-6	.333	0-0	.000	1-2	.500	6	2	8	1.1	12	1	3	5	1	3	5	0.7
Team											17	18	35					5				
<b>Total</b>		<b>8</b>	<b>1600</b>		<b>212-483</b>	<b>.439</b>	<b>60-198</b>	<b>.303</b>	<b>97-144</b>	<b>.674</b>	<b>93</b>	<b>156</b>	<b>249</b>	<b>31.1</b>	<b>157</b>	<b>6</b>	<b>116</b>	<b>138</b>	<b>26</b>	<b>98</b>	<b>581</b>	<b>72.6</b>
<b>Opponents</b>		<b>8</b>	<b>1600</b>		<b>219-450</b>	<b>.487</b>	<b>61-181</b>	<b>.337</b>	<b>130-182</b>	<b>.714</b>	<b>104</b>	<b>199</b>	<b>303</b>	<b>37.9</b>	<b>130</b>	<b>2</b>	<b>121</b>	<b>152</b>	<b>36</b>	<b>69</b>	<b>629</b>	<b>78.6</b>

### Team Statistics

	FIU	OPP
<b>Scoring</b>	<b>581</b>	<b>629</b>
Points per game	72.6	78.6
Scoring margin	-6.0	-
<b>Field goals-att</b>	<b>212-483</b>	<b>219-450</b>
Field goal pct	.439	.487
<b>3 point fg-att</b>	<b>60-198</b>	<b>61-181</b>
3-point FG pct	.303	.337
3-pt FG made per game	7.5	7.6
<b>Free throws-att</b>	<b>97-144</b>	<b>130-182</b>
Free throw pct	.674	.714
F-Throws made per game	12.1	16.3
<b>Rebounds</b>	<b>249</b>	<b>303</b>
Rebounds per game	31.1	37.9
Rebounding margin	-6.8	-
<b>Assists</b>	<b>116</b>	<b>121</b>
Assists per game	14.5	15.1
<b>Turnovers</b>	<b>138</b>	<b>152</b>
Turnovers per game	17.3	19.0
Turnover margin	+1.8	-
Assist/turnover ratio	0.8	0.8
<b>Steals</b>	<b>98</b>	<b>69</b>
Steals per game	12.3	8.6
<b>Blocks</b>	<b>26</b>	<b>36</b>
Blocks per game	3.3	4.5
<b>Winning streak</b>	<b>1</b>	<b>-</b>
Home win streak	1	-
<b>Attendance</b>	<b>1997</b>	<b>13454</b>
Home games-Avg/Game	2-999	3-4485
Neutral site-Avg/Game	-	3-367

### Team Results

Date	Opponent		Score	Att.
11/06/2023	at UCF	L	62-85	6225
11/09/2023	Tarleton St.	L	65-82	1242
11/13/2023	at Miami (FL)	L	80-86	6620
11/15/2023	at Houston Christian	W	83-74	609
11/19/2023	vs Akron	L	71-77	1100
11/20/2023	vs Marshall	L	69-80	0
11/21/2023	vs LMU (CA)	L	60-61	0
11/26/2023	Kennesaw St.	W	91-84	755





**2023-24 FIU Men's Basketball  
Team Game-by-Game  
All games**

Opponent	Date	Score	Total		3-Pointers		Free throws		Rebounds										
			FG-FGA	PCT	3FG-3FGA	PCT	FT-FTA	PCT	OFF	DEF	TOT	AVG	PF	A	TO	BLK	STL	PTS	AVG
at UCF	11/06/2023	62-85 L	17-47	.362	4-18	.222	24-32	.750	9	21	30	30.0	18	10	24	2	11	62	62.0
Tarleton St.	11/09/2023	65-82 L	23-58	.397	8-32	.250	11-17	.647	10	15	25	27.5	13	14	21	6	17	65	63.5
at Miami (FL)	11/13/2023	80-86 L	32-71	.451	11-33	.333	5-8	.625	16	18	34	29.7	15	17	10	4	7	80	69.0
at Houston Christian	11/15/2023	83-74 W	30-64	.469	12-31	.387	11-18	.611	16	17	33	30.5	26	20	19	1	15	83	72.5
vs Akron	11/19/2023	71-77 L	23-53	.434	8-20	.400	17-23	.739	6	17	23	29.0	24	15	19	4	14	71	72.2
vs Marshall	11/20/2023	69-80 L	28-69	.406	7-29	.241	6-12	.500	15	19	34	29.8	21	13	16	1	15	69	71.7
vs LMU (CA)	11/21/2023	60-61 L	27-64	.422	3-16	.188	3-6	.500	13	18	31	30.0	18	12	11	2	11	60	70.0
Kennesaw St.	11/26/2023	91-84 W	32-57	.561	7-19	.368	20-28	.714	8	31	39	31.1	22	15	18	6	8	91	72.6
<b>Total</b>		<b>581</b>	<b>212-483</b>	<b>.439</b>	<b>60-198</b>	<b>.303</b>	<b>97-144</b>	<b>.674</b>	<b>93</b>	<b>156</b>	<b>249</b>	<b>31.1</b>	<b>157</b>	<b>116</b>	<b>138</b>	<b>26</b>	<b>98</b>	<b>581</b>	<b>72.6</b>
Opponents		629	219-450	.487	61-181	.337	130-182	.714	104	199	303	37.9	130	121	152	36	69	629	78.6

**FIU Averages**

Games Played	Points/game	FG Pct	3FG Pct	FT Pct	Rebounds/game	Assists/game	Turnovers/game	Assist/Turnover ratio	Steals/game	Blocks/game
8	72.6	43.9	30.3	67.4	31.1	14.5	17.3	0.8	12.3	3.3





Officials: Keith Kimble, Kevin Mathis, James Hicks

FIU - 62

Record: 0-1

NO.	Name	F/C	Min	FG	3P	FT	Rebounds			Fouls		TP	AS	TO	ST	Blocks		+/-
				M-A	M-A	M-A	OR	DR	TOT	PF	FD					BS	BA	
21	Jonathan Aybar	F	21:57	2-5	0-3	0-0	0	2	2	4	1	4	0	4	0	0	0	-14
4	Seth Pinkney	C	15:50	0-1	0-0	6-8	1	2	3	2	4	6	0	0	0	1	0	-17
1	Dashon Gittens	G	31:33	3-12	1-3	4-4	0	1	1	2	2	11	2	2	2	0	3	-20
2	Arturo Dean	G	20:55	1-7	0-2	0-0	1	3	4	5	0	2	4	4	3	0	1	-20
23	Petar Krivokapic	G	30:38	4-6	0-2	2-3	1	4	5	2	1	10	0	4	2	0	0	-21
3	Javaunte Hawkins		15:39	3-4	3-3	0-0	0	1	1	2	1	9	1	7	0	0	0	-7
11	Jayden Brewer		22:32	2-5	0-2	5-7	1	5	6	0	5	9	1	0	0	0	1	-2
12	Dante Wilcox		08:12	0-0	0-0	0-0	0	0	0	0	2	0	0	1	2	0	0	6
33	Mohamed Sanogo		15:11	2-4	0-0	3-6	2	1	3	1	3	7	0	0	0	1	0	-10
31	George Pridgett Jr.		09:45	0-2	0-2	4-4	0	0	0	0	2	4	2	1	2	0	0	-1
24	Jaden Grant		01:56	0-0	0-0	0-0	0	0	0	0	0	0	0	1	0	0	0	-7
5	Jaidon Lipscomb		05:52	0-1	0-1	0-0	0	0	0	0	0	0	0	0	0	0	0	-2
Team							3	2	5			0		0				
<b>Totals</b>				17-47	4-18	24-32	9	21	30	18	21	62	10	24	11	2	5	-23

Shooting By Period		
1 <sup>st</sup> FG%	5-20	25.0%
3PT%	2-8	25.0%
FT%	9-14	64.3%
2 <sup>nd</sup> FG%	12-27	44.4%
3PT%	2-10	20.0%
FT%	15-18	83.3%
GM FG%	17-47	36.2%
3PT%	4-18	22.2%
FT%	24-32	75.0%

Dead Ball Rebounds: 5, 0

Technical Fouls::NONE

UCF - 85

Record: 1-0

NO.	Name	F/C	Min	FG	3P	FT	Rebounds			Fouls		TP	AS	TO	ST	Blocks		+/-
				M-A	M-A	M-A	OR	DR	TOT	PF	FD					BS	BA	
5	Omar Payne	F	15:05	1-2	0-0	2-2	2	4	6	5	1	4	0	0	1	2	0	12
2	Shemarri Allen	G	29:16	3-7	0-1	2-3	2	3	5	2	4	8	5	2	3	0	1	21
3	Darius Johnson	G	31:19	5-12	3-8	2-4	1	3	4	3	3	15	4	6	2	0	0	20
12	DeMarr Langford Jr.	G	26:06	2-4	0-0	1-4	0	1	1	3	3	5	3	0	2	0	0	31
24	Jaylin Sellers	G	32:06	8-15	1-4	6-7	2	4	6	1	5	23	2	2	3	0	1	20
4	Comeh Emuobor		06:18	0-2	0-1	0-0	0	1	1	1	0	0	0	0	0	0	0	0
10	Mintautas Mockus		07:00	1-4	0-3	0-0	1	0	1	2	0	2	0	0	1	0	0	-12
20	Poohpha Warakulnukroh		00:38	0-0	0-0	0-0	0	0	0	0	0	0	0	0	0	0	0	0
11	Ibrahima Diallo		10:37	3-4	0-0	1-1	1	2	3	0	1	7	0	0	1	3	0	8
22	Nils Machowski		08:41	1-2	1-2	2-2	1	0	1	0	1	5	1	2	1	0	0	3
15	Tyler Hendricks		14:16	3-4	1-2	0-0	1	3	4	2	0	7	1	2	0	0	0	7
31	Thierno Sylla		18:00	4-6	1-3	0-0	1	1	2	2	0	9	0	3	2	0	0	4
0	Charlie May		00:38	0-0	0-0	0-0	0	0	0	0	0	0	0	0	0	0	0	1
Team							1	2	3			0		1				
<b>Totals</b>				31-62	7-24	16-23	13	24	37	21	18	85	16	18	16	5	2	23

Shooting By Period		
1 <sup>st</sup> FG%	19-39	48.7%
3PT%	4-14	28.6%
FT%	1-3	33.3%
2 <sup>nd</sup> FG%	12-23	52.2%
3PT%	3-10	30.0%
FT%	15-20	75%
GM FG%	31-62	50.0%
3PT%	7-24	29.2%
FT%	16-23	69.6%

Dead Ball Rebounds: 4, 0

Technical Fouls::NONE

	FIU	UCF
Biggest lead	2 (1 <sup>st</sup> 19:08)	30 (2 <sup>nd</sup> 16:11)
Best Scoring Run	6 (2 <sup>nd</sup> 13:43)	12 (2 <sup>nd</sup> 19:21)
Lead Changes	1	
Times Tied	1	
Time with Lead	00:22	38:25

	FIU	UCF
Points from		
Turnovers	18	22
Paint	26	46
Second Chance	5	20
Fast Breaks	24	21
Bench	29	30

Period by Period Scoring			
	1st	2nd	TOT
FIU	21	41	62
UCF	43	42	85





Officials: Rick Crawford, Jamie Luckie, Kenneth Moreland

**Tarleton St. - 82**

Record: 1-1

NO.	Name	F	Min	FG	3P	FT	Rebounds			Fouls		TP	AS	TO	ST	Blocks		+/-
				M-A	M-A	M-A	OR	DR	TOT	PF	FD					BS	BA	
6	Jakorie Smith	F	37:10	12-20	6-10	4-6	2	6	8	1	3	34	2	2	6	2	0	20
9	Emmanuel Innocenti	F	27:40	2-3	0-1	1-2	1	6	7	3	1	5	0	5	0	0	0	13
4	Lue Williams	G	38:29	5-11	0-2	1-2	2	6	8	3	2	11	5	5	2	2	1	23
11	Bubu Benjamin	G	13:03	0-3	0-1	1-2	2	2	4	3	2	1	3	2	1	0	1	6
13	Devon Barnes	G	39:20	5-10	2-5	2-2	1	1	2	2	1	14	5	3	2	0	2	18
0	Izzy Miles		11:03	0-2	0-0	0-0	0	0	0	0	0	0	0	1	0	0	0	6
10	Adam Moussa		01:05	0-0	0-0	0-0	0	0	0	0	0	0	0	2	1	0	0	-3
5	KiAndre Gaddy		28:28	7-10	0-0	3-4	9	5	14	3	4	17	0	1	1	2	2	5
22	Jalen Thomas		03:42	0-1	0-0	0-0	0	0	0	2	0	0	0	2	0	0	0	-3
Team												0			3			
<b>Totals</b>				31-60	8-19	12-18	19	28	47	17	13	82	15	26	13	6	6	17

Shooting By Period		
1 <sup>st</sup> FG%	18-38	47.4%
3PT%	5-13	38.5%
FT%	3-4	75%
2 <sup>nd</sup> FG%	13-22	59.1%
3PT%	3-6	50.0%
FT%	9-14	64.3%
GM FG%	31-60	51.7%
3PT%	8-19	42.1%
FT%	12-18	66.7%

Dead Ball Rebounds: 1, 0

Technical Fouls: Williams 1<sup>st</sup>10:36

**FIU - 65**

Record: 0-2

NO.	Name	F	Min	FG	3P	FT	Rebounds			Fouls		TP	AS	TO	ST	Blocks		+/-
				M-A	M-A	M-A	OR	DR	TOT	PF	FD					BS	BA	
21	Jonathan Aybar	F	26:45	4-8	2-3	4-4	2	3	5	2	4	14	2	5	4	1	0	4
4	Seth Pinkney	C	10:56	1-2	0-0	2-2	0	0	0	2	1	4	0	2	0	1	0	-15
1	Dashon Gittens	G	34:08	2-6	1-5	3-4	1	0	1	4	4	8	2	1	4	0	0	-7
2	Arturo Dean	G	28:01	6-12	2-6	0-0	1	1	2	2	1	14	4	4	3	0	0	1
23	Petar Krivokapic	G	18:41	0-5	0-4	0-0	1	2	3	0	1	0	0	1	1	0	1	-23
3	Javaunte Hawkins		18:39	1-5	0-4	0-0	0	2	2	0	1	2	0	2	1	0	1	-21
11	Jayden Brewer		22:57	4-10	1-4	1-5	1	3	4	0	3	10	0	4	3	2	3	-8
33	Mohamed Sanogo		21:20	3-4	0-0	0-0	2	1	3	2	0	6	4	0	1	1	1	-7
31	George Pridgett Jr.		12:56	2-4	2-4	1-2	0	1	1	0	1	7	0	1	0	1	0	-9
5	Jaidon Lipscomb		05:37	0-2	0-2	0-0	0	0	0	1	0	0	2	0	0	0	0	0
Team												0			1			
<b>Totals</b>				23-58	8-32	11-17	10	15	25	13	16	65	14	21	17	6	6	-17

Shooting By Period		
1 <sup>st</sup> FG%	12-27	44.4%
3PT%	3-12	25.0%
FT%	11-16	68.8%
2 <sup>nd</sup> FG%	11-31	35.5%
3PT%	5-20	25.0%
FT%	0-1	0%
GM FG%	23-58	39.7%
3PT%	8-32	25.0%
FT%	11-17	64.7%

Dead Ball Rebounds: 3, 0

Technical Fouls: NONE

	TSU	FIU
Biggest lead	21 (2 <sup>nd</sup> 2:19)	0 (1 <sup>st</sup> 20:00)
Best Scoring Run	8 (1 <sup>st</sup> 13:54)	11 (1 <sup>st</sup> 1:30)
Lead Changes	0	
Times Tied	1	
Time with Lead	38:36	00:00

	TSU	FIU
Points from		
Turnovers	24	18
Paint	46	30
Second Chance	19	9
Fast Breaks	9	10
Bench	17	25

	Period by Period Scoring		
	1st	2nd	TOT
TSU	44	38	82
FIU	38	27	65





Officials: Ron Groover, Pat Adams, Tony Henderson

FIU - 80

Record: 0-3

NO.	Name	F/C	Min	FG		3P		FT		Rebounds			Fouls		TP	AS	TO	ST	Blocks		+/-
				M-A	M-A	M-A	OR	DR	TOT	PF	FD	BS	BA								
21	Jonathan Aybar	F	25:50	2-4	0-2	0-0	4	2	6	1	2	4	2	2	2	2	2	2	2	0	4
4	Seth Pinkney	C	17:54	3-3	0-0	1-2	3	3	6	2	2	7	2	1	0	1	0	1	0	1	
1	Dashon Gittens	G	32:58	6-14	2-7	0-0	1	1	2	2	0	14	1	1	1	1	0	0	10		
2	Arturo Dean	G	28:18	7-16	3-5	2-3	1	4	5	2	2	19	6	2	2	2	0	2	1		
23	Petar Krivokapic	G	26:58	1-8	0-7	0-0	1	0	1	1	0	2	2	1	1	1	0	0	1		
3	Javaunte Hawkins		15:42	4-8	3-7	0-0	0	1	1	0	0	11	0	1	0	0	1	-19			
11	Jayden Brewer		10:48	3-6	0-1	0-0	1	0	1	0	0	6	1	1	0	0	1	-19			
33	Mohamed Sanogo		19:47	3-5	0-0	2-3	2	3	5	3	2	8	1	0	0	1	0	-5			
12	Dante Wilcox		10:55	0-1	0-0	0-0	2	1	3	2	0	0	2	0	1	0	0	-15			
31	George Pridgett Jr.		10:50	3-6	3-4	0-0	0	1	1	2	1	9	0	0	0	0	1	11			
Team									1	2	3				0	1					
<b>Totals</b>				32-71	11-33	5-8	16	18	34	15	9	80	17	10	7	4	5	-6			

Shooting By Period		
1 <sup>st</sup> FG%	15-35	42.9%
3PT%	7-17	41.2%
FT%	2-3	66.7%
2 <sup>nd</sup> FG%	17-36	47.2%
3PT%	4-16	25.0%
FT%	3-5	60%
GM FG%	32-71	45.1%
3PT%	11-33	33.3%
FT%	5-8	62.5%

Dead Ball Rebounds: 1, 0

Technical Fouls::NONE

#12 Miami (FL) - 86

Record: 3-0

NO.	Name	F/C	Min	FG		3P		FT		Rebounds			Fouls		TP	AS	TO	ST	Blocks		+/-
				M-A	M-A	M-A	OR	DR	TOT	PF	FD	BS	BA								
15	Norchad Omier	F	23:33	2-6	0-1	2-2	4	7	11	4	1	6	2	3	2	2	1	2	1	-5	
0	Matthew Cleveland	G	35:18	8-10	3-3	4-5	2	5	7	0	5	23	4	1	0	0	1	5			
4	Bensley Joseph	G	37:58	6-9	4-5	2-2	0	1	1	2	1	18	4	2	2	1	0	6			
5	Wooga Poplar	G	36:03	6-11	4-6	2-2	0	6	6	2	3	18	4	5	2	0	1	8			
24	Nijel Pack	G	36:05	7-13	2-6	1-3	0	2	2	1	4	17	5	3	2	0	0	-2			
1	Michael Nwoko		12:37	1-1	0-0	0-0	0	1	1	0	0	2	0	0	0	1	0	-3			
7	Kyshawn George		03:55	0-2	0-0	0-0	0	2	2	0	1	0	0	0	0	0	1	8			
3	Christian Watson		06:16	0-0	0-0	0-0	0	0	0	0	0	0	1	0	0	0	0	0			
23	AJ Casey		08:15	1-1	0-0	0-0	0	1	1	0	0	2	0	0	0	1	0	13			
Team									1	0	1	0			0						
<b>Totals</b>				31-53	13-21	11-14	7	25	32	9	15	86	20	14	8	5	4	6			

Shooting By Period		
1 <sup>st</sup> FG%	15-30	50.0%
3PT%	7-11	63.6%
FT%	4-5	80%
2 <sup>nd</sup> FG%	16-23	69.6%
3PT%	6-10	60.0%
FT%	7-9	77.8%
GM FG%	31-53	58.5%
3PT%	13-21	61.9%
FT%	11-14	78.6%

Dead Ball Rebounds: 0, 0

Technical Fouls::NONE

	FIU	MIA
Biggest lead	12 (2 <sup>nd</sup> 16:10)	17 (1 <sup>st</sup> 9:56)
Best Scoring Run	17(2 <sup>nd</sup> 16:10)	19(2 <sup>nd</sup> 11:29)
Lead Changes	3	
Times Tied	2	
Time with Lead	07:46	30:24

Points from	FIU	MIA
Turnovers	20	15
Paint	40	26
Second Chance	24	2
Fast Breaks	2	28
Bench	34	4

	Period by Period Scoring		
	1st	2nd	TOT
FIU	39	41	80
MIA	41	45	86





Official Basketball Box Score - Final  
**FIU at Houston Christian**  
 11/15/23 Sharp Gymnasium, Houston  
 2023-24 Men's Basketball

Game Time: 7:00 PM  
 Game Duration: 2:13  
 Attendance: 609

Officials: Rod Dixon, Joe Wilbert, Brent Simmons

FIU - 83

Record: 1-3

NO.	Name	Min	FG			Rebounds			Fouls		TP	AS	TO	ST	Blocks		+/-
			M-A	M-A	M-A	OR	DR	TOT	PF	FD					BS	BA	
21	Jonathan Aybar	F 29:58	4-7	1-2	2-3	3	5	8	2	5	11	6	5	3	0	0	15
4	Seth Pinkney	C 03:02	0-0	0-0	0-0	0	0	0	5	0	0	0	1	0	0	-7	
1	Dashon Gittens	G 34:24	7-14	4-6	2-2	4	4	8	2	4	20	5	2	1	0	8	
2	Arturo Dean	G 34:15	7-11	1-2	3-6	1	1	2	0	4	18	6	3	6	0	11	
23	Petar Krivokapic	G 23:15	4-9	3-6	2-3	1	0	1	2	1	13	0	2	0	1	7	
33	Mohamed Sanogo	15:46	2-3	0-0	0-0	2	4	6	5	0	4	0	2	2	0	7	
11	Jayden Brewer	14:45	1-3	0-1	1-2	0	0	0	3	1	3	1	1	0	0	-6	
31	George Pridgett Jr.	09:03	0-5	0-5	0-0	0	1	1	0	0	0	0	0	0	0	1	
3	Javaunte Hawkins	13:37	1-5	1-5	0-0	1	1	2	2	0	3	1	1	1	0	3	
12	Dante Wilcox	11:18	0-1	0-0	1-2	1	0	1	5	1	1	1	2	0	0	6	
0	Okechukwu Okeke	01:27	1-2	0-1	0-0	0	0	0	0	0	2	0	0	0	0	-3	
5	Jaidon Lipscomb	09:10	3-4	2-3	0-0	0	0	0	0	0	8	0	0	2	0	3	
10	Travis Gray	00:00	0-0	0-0	0-0	0	0	0	0	0	0	0	0	0	0	0	
Team						3	1	4			0						
<b>Totals</b>			30-64	12-31	11-18	16	17	33	26	16	83	20	19	15	1	5	9

Shooting By Period		
1 <sup>st</sup> FG%	13-29	44.8%
3PT%	5-15	33.3%
FT%	9-15	60%
2 <sup>nd</sup> FG%	17-35	48.6%
3PT%	7-16	43.8%
FT%	2-3	66.7%
GM FG%	30-64	46.9%
3PT%	12-31	38.7%
FT%	11-18	61.1%

Dead Ball Rebounds: 3, 0

Technical Fouls: Sanogo 1<sup>st</sup>8:08 Aybar 1<sup>st</sup>0:03 Okeke 2<sup>nd</sup>17:19

Houston Christian - 74

Record: 0-2

NO.	Name	Min	FG			Rebounds			Fouls		TP	AS	TO	ST	Blocks		+/-
			M-A	M-A	M-A	OR	DR	TOT	PF	FD					BS	BA	
4	Bonke Maring	F 31:33	3-4	0-0	0-0	2	9	11	2	3	6	4	3	1	0	0	-9
11	Tristan Moore	F 18:56	2-4	1-2	3-3	0	2	2	0	2	8	1	2	0	0	0	-7
33	Michael Imariagbe	F 33:40	6-7	0-0	2-6	1	4	5	1	4	14	1	6	0	4	-14	
2	Pierce Bazil	G 38:11	6-15	0-5	4-8	3	1	4	2	5	16	3	7	2	0	-9	
10	Marcus Greene	G 29:40	4-6	1-1	0-0	0	3	3	3	3	9	2	2	0	0	-1	
8	Bruce Carpenter	24:40	4-8	0-2	7-9	2	1	3	3	5	15	3	2	0	1	2	
20	Chigozie Achara	10:44	2-2	0-0	2-2	1	1	2	3	2	6	0	1	0	0	4	
24	Jake Arnold	02:30	0-0	0-0	0-2	0	0	0	1	1	0	0	1	0	0	-5	
7	Dominic Capriotti	06:13	0-3	0-3	0-0	0	0	0	0	0	0	0	1	0	0	-6	
5	Porter Bazil	03:53	0-1	0-1	0-0	1	0	1	2	0	0	0	1	0	0	0	
Team						2	0	2			0						
<b>Totals</b>			27-50	2-14	18-30	12	21	33	17	25	74	14	26	3	5	1	-9

Shooting By Period		
1 <sup>st</sup> FG%	10-23	43.5%
3PT%	1-9	11.1%
FT%	9-15	60%
2 <sup>nd</sup> FG%	17-27	63.0%
3PT%	1-5	20.0%
FT%	9-15	60%
GM FG%	27-50	54.0%
3PT%	2-14	14.3%
FT%	18-30	60.0%

Dead Ball Rebounds: 6, 1

Technical Fouls: Achara 1<sup>st</sup>8:08

	FIU	HCU
Biggest lead	18 (2 <sup>nd</sup> 18:31)	6 (1 <sup>st</sup> 11:50)
Best Scoring Run	9 (1 <sup>st</sup> 4:34)	6 (1 <sup>st</sup> 11:50)
Lead Changes	5	
Times Tied	5	
Time with Lead	28:13	08:12

Points from	FIU	HCU
Turnovers	33	16
Paint	32	46
Second Chance	13	14
Fast Breaks	13	8
Bench	21	21

	Period by Period Scoring		
	1st	2nd	TOT
FIU	40	43	83
HCU	30	44	74





Official Basketball Box Score - Final

**FIU at Akron**

11/19/23 John Gray Gymnasium, George Town, Cayman Islands  
2023-24 Men's Basketball

Game Time: 7:30 PM

Game Duration: 2:08

Attendance: 1,100

Officials: Jeff Anderson, Tony Chiazza, Matt Potter

FIU - 71

Record: 1-4

NO.	Name	Min	FG			Rebounds			Fouls		TP	AS	TO	ST	Blocks		+/-
			M-A	M-A	M-A	OR	DR	TOT	PF	FD					BS	BA	
21	Jonathan Aybar	F 15:04	2-3	0-0	3-3	0	2	2	5	3	7	0	2	2	0	0	14
4	Seth Pinkney	C 12:26	0-1	0-0	0-0	0	0	0	4	0	0	0	0	0	2	0	7
1	Dashon Gittens	G 29:28	1-5	0-3	5-5	1	1	2	4	3	7	4	2	4	1	0	3
2	Arturo Dean	G 35:10	5-11	2-3	2-5	0	5	5	2	4	14	9	6	4	0	0	3
23	Petar Krivokapic	G 31:16	9-10	5-6	3-3	1	1	2	0	5	26	1	0	2	0	0	-8
33	Mohamed Sanogo	19:17	3-7	0-0	1-3	1	2	3	3	2	7	1	4	0	0	0	-17
3	Javaunte Hawkins	24:13	1-5	1-3	3-4	0	4	4	3	3	6	0	1	1	0	1	-14
11	Jayden Brewer	11:45	0-5	0-3	0-0	0	0	0	3	1	0	0	1	0	0	1	-3
12	Dante Wilcox	09:51	1-2	0-0	0-0	1	0	1	0	0	2	0	0	0	1	0	-9
31	George Pridgett Jr.	07:33	1-3	0-1	0-0	0	1	1	0	0	2	0	0	1	0	0	0
24	Jaden Grant	00:55	0-0	0-0	0-0	0	0	0	0	0	0	0	1	0	0	0	-4
5	Jaidon Lipscomb	03:02	0-1	0-1	0-0	0	0	0	0	0	0	0	0	0	0	0	-2
Team						2	1	3			0			2			
<b>Totals</b>			23-53	8-20	17-23	6	17	23	24	21	71	15	19	14	4	2	-6

Shooting By Period		
1st FG%	11-23	47.8%
3PT%	2-7	28.6%
FT%	4-7	57.1%
2nd FG%	12-30	40.0%
3PT%	6-13	46.2%
FT%	13-16	81.3%
GM FG%	23-53	43.4%
3PT%	8-20	40.0%
FT%	17-23	73.9%

Dead Ball Rebounds: 4, 1

Technical Fouls::NONE

Akron - 77

Record: 4-0

NO.	Name	Min	FG			Rebounds			Fouls		TP	AS	TO	ST	Blocks		+/-
			M-A	M-A	M-A	OR	DR	TOT	PF	FD					BS	BA	
11	Sammy Hunter	F 14:31	3-7	1-4	2-2	1	0	1	4	2	9	1	2	0	0	0	-17
25	Enrique Freeman	F 33:40	8-14	2-2	9-13	4	10	14	4	12	27	0	5	2	1	2	4
2	Greg Tribble	G 30:27	0-3	0-1	3-4	1	1	2	2	3	3	3	3	0	1	1	9
5	Tavari Johnson	G 18:59	2-4	1-2	0-0	0	1	1	2	0	5	2	1	0	0	1	-10
34	Nate Johnson	G 26:02	4-7	1-2	1-3	1	3	4	3	3	10	2	1	2	0	0	-7
22	Mikal Dawson	31:52	3-8	3-8	0-1	0	4	4	1	2	9	3	4	0	0	0	15
1	Shammah Scott	23:45	3-6	0-3	0-0	1	1	2	4	1	6	2	2	1	0	0	16
3	Kaleb Thornton	20:44	3-5	2-3	0-2	0	2	2	1	1	8	3	1	1	0	0	20
Team						7	4	11			0			0			
<b>Totals</b>			26-54	10-25	15-25	15	26	41	21	24	77	16	19	6	2	4	6

Shooting By Period		
1st FG%	13-27	48.1%
3PT%	4-13	30.8%
FT%	5-9	55.6%
2nd FG%	13-27	48.1%
3PT%	6-12	50.0%
FT%	10-16	62.5%
GM FG%	26-54	48.1%
3PT%	10-25	40.0%
FT%	15-25	60.0%

Dead Ball Rebounds: 5, 0

Technical Fouls::NONE

	FIU	AKRON
Biggest lead	5 (1 <sup>st</sup> 16:05)	9 (2 <sup>nd</sup> 0:23)
Best Scoring Run	8(2 <sup>nd</sup> 7:23)	10(1 <sup>st</sup> 2:06)
Lead Changes	7	
Times Tied	11	
Time with Lead	10:38	22:16

Points from	FIU	AKRON
Turnovers	22	18
Paint	26	32
Second Chance	5	9
Fast Breaks	22	14
Bench	17	23

	Period by Period Scoring		
	1st	2nd	TOT
FIU	28	43	71
AKRON	35	42	77





**Marshall at FIU**

11/20/23 John Gray Gymnasium, George Town, Cayman Islands  
2023-24 Men's Basketball

Officials: Mike Reed, John Gafney, Tony Henderson

**Marshall - 80**

Record: 2-2

NO.	Name	Min	FG	3P	FT	Rebounds			Fouls		TP	AS	TO	ST	Blocks		+/-
			M-A	M-A	M-A	OR	DR	TOT	PF	FD					BS	BA	
2	Wyatt Fricks	F 29:12	6-8	1-1	2-2	0	4	4	1	1	15	0	2	0	1	0	5
4	Jacob Conner	F 24:42	6-9	3-5	0-0	0	1	1	2	1	15	4	3	0	1	0	5
41	Nate Martin	F 35:16	4-6	0-0	4-4	3	8	11	3	5	12	3	1	0	2	0	4
0	Kevon Voyles	G 20:44	3-7	1-5	11-12	1	3	4	2	6	18	0	4	3	0	0	5
11	Kamdyn Curfman	G 29:40	2-9	1-8	0-0	0	1	1	1	2	5	4	4	2	0	0	2
5	Cameron Crawford	18:13	3-9	1-3	0-0	0	0	0	0	1	7	2	1	0	0	1	13
14	Ryan Nutter	24:45	0-2	0-2	2-2	1	2	3	1	3	2	3	2	0	0	0	10
21	Goran Miladinovic	17:28	2-2	0-0	2-2	1	6	7	3	2	6	3	2	1	0	0	11
Team						2	3	5			0	0					
<b>Totals</b>			26-52	7-24	21-22	8	28	36	13	21	80	19	19	6	4	1	11

Shooting By Period		
1 <sup>st</sup> FG%	17-33	51.5%
3PT%	6-15	40.0%
FT%	4-4	100%
2 <sup>nd</sup> FG%	9-19	47.4%
3PT%	1-9	11.1%
FT%	17-18	94.4%
GM FG%	26-52	50.0%
3PT%	7-24	29.2%
FT%	21-22	95.5%

Dead Ball Rebounds: 0, 0

Technical Fouls::NONE

**FIU - 69**

Record: 1-5

NO.	Name	Min	FG	3P	FT	Rebounds			Fouls		TP	AS	TO	ST	Blocks		+/-
			M-A	M-A	M-A	OR	DR	TOT	PF	FD					BS	BA	
21	Jonathan Aybar	F 32:41	6-9	0-1	1-2	3	2	5	3	5	13	1	2	2	0	0	-4
4	Seth Pinkney	C 15:34	2-3	0-0	1-2	1	2	3	1	3	5	2	0	1	0	0	7
1	Dashon Gittens	G 27:18	3-9	1-6	0-0	0	2	2	4	0	7	3	2	3	0	1	-8
2	Arturo Dean	G 29:48	5-14	1-3	0-0	2	4	6	5	0	11	4	6	2	0	1	-13
23	Petar Krivokapic	G 31:45	4-14	2-10	2-2	1	3	4	2	2	12	2	1	4	0	1	-1
33	Mohamed Sanogo	08:05	1-2	0-0	0-0	2	3	5	0	0	2	0	1	0	1	0	-14
3	Javaunte Hawkins	21:28	3-8	3-7	1-2	0	0	0	2	1	10	0	1	1	0	0	-1
11	Jayden Brewer	16:00	4-9	0-1	1-4	4	0	4	1	2	9	0	1	1	0	1	-5
12	Dante Wilcox	11:20	0-0	0-0	0-0	1	1	2	3	0	0	0	1	0	0	0	-11
31	George Pridgett Jr.	06:01	0-1	0-1	0-0	0	0	0	0	0	0	1	0	1	0	0	-5
Team						1	2	3			0	1					
<b>Totals</b>			28-69	7-29	6-12	15	19	34	21	13	69	13	16	15	1	4	-11

Shooting By Period		
1 <sup>st</sup> FG%	11-31	35.5%
3PT%	2-12	16.7%
FT%	1-2	50%
2 <sup>nd</sup> FG%	17-38	44.7%
3PT%	5-17	29.4%
FT%	5-10	50%
GM FG%	28-69	40.6%
3PT%	7-29	24.1%
FT%	6-12	50.0%

Dead Ball Rebounds: 4, 0

Technical Fouls::NONE

	MSH	FIU
Biggest lead	19 (1 <sup>st</sup> 0:48)	2 (1 <sup>st</sup> 17:44)
Best Scoring Run	7 (1 <sup>st</sup> 6:20)	8 (2 <sup>nd</sup> 10:52)
Lead Changes	6	
Times Tied	2	
Time with Lead	38:03	01:11

	MSH	FIU
Points from		
Turnovers	16	16
Paint	30	38
Second Chance	17	12
Fast Breaks	10	9
Bench	15	21

	Period by Period Scoring		
	1st	2nd	TOT
MSH	44	36	80
FIU	25	44	69





LMU (CA) at FIU

11/21/23 John Gray Gymnasium, George Town, Cayman Islands  
2023-24 Men's Basketball

Officials: Paul Szelc, Tony Chiazza, Mark Riggs

LMU (CA) - 61

Record: 3-3

NO.	Name	Min	FG	3P	FT	Rebounds			Fouls		TP	AS	TO	ST	Blocks		+/-
			M-A	M-A	M-A	OR	DR	TOT	PF	FD					BS	BA	
23	Alex Merkviladze	F 21:23	3-8	1-3	2-3	1	3	4	1	2	9	0	1	2	0	1	8
34	Keli Leaupepe	F 21:15	2-4	1-1	2-2	0	0	0	4	2	7	1	1	1	0	0	3
15	Lars Thiemann	C 27:17	1-1	0-0	4-4	1	3	4	3	2	6	0	1	0	2	0	-5
3	Justice Hill	G 27:54	3-9	1-5	0-0	1	1	2	0	2	7	2	6	1	1	0	4
5	Justin Wright	G 30:03	4-10	0-3	7-7	0	8	8	3	5	15	0	2	0	0	1	-2
4	Will Johnston	19:43	1-5	0-3	2-2	0	0	0	1	1	4	2	4	1	0	0	-2
21	Michael Graham	12:43	1-2	0-0	0-0	2	3	5	0	0	2	0	1	0	1	0	6
55	Dominick Harris	24:09	2-7	1-4	2-4	1	3	4	0	4	7	1	3	0	0	0	-8
16	Aaron McBride	15:33	2-2	0-0	0-0	4	1	5	0	0	4	1	0	0	0	0	1
Team						2	3	5			0						
<b>Totals</b>			19-48	4-19	19-22	12	25	37	12	18	61	7	19	5	4	2	1

Shooting By Period		
1 <sup>st</sup> FG%	13-25	52.0%
3PT%	4-10	40.0%
FT%	11-12	91.7%
2 <sup>nd</sup> FG%	6-23	26.1%
3PT%	0-9	0.0%
FT%	8-10	80%
GM FG%	19-48	39.6%
3PT%	4-19	21.1%
FT%	19-22	86.4%

Dead Ball Rebounds: 2, 0

Technical Fouls::NONE

FIU - 60

Record: 1-6

NO.	Name	Min	FG	3P	FT	Rebounds			Fouls		TP	AS	TO	ST	Blocks		+/-
			M-A	M-A	M-A	OR	DR	TOT	PF	FD					BS	BA	
21	Jonathan Aybar	F 28:34	5-8	0-1	1-2	1	3	4	3	6	11	0	2	0	1	1	4
4	Seth Pinkney	C 14:55	3-4	0-1	1-2	2	3	5	4	2	7	3	1	0	1	0	4
1	Dashon Gittens	G 32:09	9-15	1-3	0-0	1	2	3	2	1	19	2	2	1	0	0	-1
2	Arturo Dean	G 30:05	4-15	1-1	1-2	0	0	0	2	1	10	4	3	4	0	1	10
23	Petar Krivokapic	G 23:33	2-3	0-1	0-0	0	0	0	1	2	4	0	0	0	0	0	-2
3	Javaunte Hawkins	12:15	1-6	1-5	0-0	1	2	3	0	0	3	1	1	0	0	0	-4
11	Jayden Brewer	03:40	0-1	0-1	0-0	0	0	0	0	0	0	0	0	0	0	0	-2
33	Mohamed Sanogo	18:13	3-7	0-0	0-0	2	2	4	4	0	6	1	1	0	0	2	-4
12	Dante Wilcox	05:53	0-0	0-0	0-0	0	0	0	1	0	0	0	1	0	0	0	-5
31	George Pridgett Jr.	09:34	0-3	0-2	0-0	1	1	2	0	0	0	1	0	1	0	0	-9
5	Jaidon Lipscomb	01:21	0-1	0-1	0-0	0	0	0	0	0	0	0	0	0	0	0	-4
24	Jaden Grant	19:48	0-1	0-0	0-0	1	2	3	1	0	0	0	0	5	0	0	8
Team						4	3	7			0						
<b>Totals</b>			27-64	3-16	3-6	13	18	31	18	12	60	12	11	11	2	4	-1

Shooting By Period		
1 <sup>st</sup> FG%	13-30	43.3%
3PT%	2-10	20.0%
FT%	2-4	50%
2 <sup>nd</sup> FG%	14-34	41.2%
3PT%	1-6	16.7%
FT%	1-2	50%
GM FG%	27-64	42.2%
3PT%	3-16	18.8%
FT%	3-6	50.0%

Dead Ball Rebounds: 2, 0

Technical Fouls::NONE

	LMU	FIU
Biggest lead	13 (2 <sup>nd</sup> 19:31)	5 (1 <sup>st</sup> 14:58)
Best Scoring Run	9 (1 <sup>st</sup> 12:52)	8 (2 <sup>nd</sup> 9:36)
Lead Changes	8	
Times Tied	3	
Time with Lead	30:12	06:46

Points from	LMU	FIU
Turnovers	11	18
Paint	26	42
Second Chance	12	14
Fast Breaks	0	7
Bench	17	9

	Period by Period Scoring		
	1st	2nd	TOT
LMU	41	20	61
FIU	30	30	60





Officials: Marques Pettigrew, Brent Hampton, Shane Land

Kennesaw St. - 84

Record: 4-3

NO.	Name	F	Min	FG	3P	FT	Rebounds			Fouls		TP	AS	TO	ST	Blocks		+/-
				M-A	M-A	M-A	OR	DR	TOT	PF	FD					BS	BA	
0	Demond Robinson	F	34:09	5-9	1-3	4-9	7	5	12	2	5	15	0	0	2	1	0	-3
3	Jamel King	F	18:58	2-9	2-8	2-2	1	0	1	3	1	8	0	1	0	2	0	-15
1	Terrell Burden	G	35:32	3-16	1-4	6-7	1	2	3	3	8	13	10	3	3	0	4	-3
2	RJ Johnson	G	18:19	1-3	1-2	1-2	3	3	6	3	1	4	2	3	0	0	0	-4
5	Simeon Cottle	G	33:33	7-13	4-8	2-3	0	1	1	2	4	20	0	2	3	1	1	-5
23	Quincy Ademokoya		24:37	5-13	0-6	3-5	2	3	5	1	3	13	1	1	2	0	1	-8
10	Frankqon Sherman		07:08	0-1	0-1	0-0	0	1	1	1	0	0	0	0	0	0	0	-3
25	Rongie Gordon		27:44	5-7	1-3	0-0	1	6	7	5	0	11	1	1	2	1	0	6
Team							3	1	4			0	0					
<b>Totals</b>				28-71	10-35	18-28	18	22	40	20	22	84	14	11	12	5	6	-7

Shooting By Period		
1 <sup>st</sup> FG%	14-37	37.8%
3PT%	6-21	28.6%
FT%	6-9	66.7%
2 <sup>nd</sup> FG%	14-34	41.2%
3PT%	4-14	28.6%
FT%	12-19	63.2%
GM FG%	28-71	39.4%
3PT%	10-35	28.6%
FT%	18-28	64.3%

Dead Ball Rebounds: 4, 0

Technical Fouls: Cottle 1<sup>st</sup> 10:17 Ademokoya 2<sup>nd</sup> 15:07

FIU - 91

Record: 2-6

NO.	Name	F	Min	FG	3P	FT	Rebounds			Fouls		TP	AS	TO	ST	Blocks		+/-
				M-A	M-A	M-A	OR	DR	TOT	PF	FD					BS	BA	
21	Jonathan Aybar	F	22:38	4-4	1-1	3-5	1	3	4	4	5	12	2	3	1	0	0	9
4	Seth Pinkney	C	21:30	1-1	0-0	2-2	1	3	4	4	2	4	2	1	0	4	0	6
1	Dashon Gittens	G	34:12	4-10	0-2	5-7	0	6	6	4	3	13	3	4	1	2	0	-1
3	Javaunte Hawkins	G	25:47	7-12	4-8	4-5	0	1	1	2	1	22	1	1	1	0	0	-2
23	Petar Krivokapic	G	23:10	3-11	1-6	2-2	0	0	0	0	1	9	1	1	1	0	2	-4
2	Arturo Dean		23:34	6-9	0-1	1-2	1	6	7	3	4	13	5	7	4	0	1	10
33	Mohamed Sanogo		07:38	2-3	0-0	1-2	2	0	2	1	1	5	0	1	0	0	1	3
12	Dante Wilcox		07:52	1-2	0-0	0-0	1	0	1	1	0	2	0	0	0	0	1	10
24	Jaden Grant		18:11	1-2	1-1	1-2	0	3	3	2	1	4	1	0	0	0	0	13
11	Jayden Brewer		13:19	3-3	0-0	1-1	1	3	4	0	1	7	0	0	0	0	0	-4
31	George Pridgett Jr.		02:09	0-0	0-0	0-0	0	1	1	1	0	0	0	0	0	0	0	-5
Team							1	5	6			0	0					
<b>Totals</b>				32-57	7-19	20-28	8	31	39	22	19	91	15	18	8	6	5	7

Shooting By Period		
1 <sup>st</sup> FG%	16-28	57.1%
3PT%	3-9	33.3%
FT%	10-11	90.9%
2 <sup>nd</sup> FG%	16-29	55.2%
3PT%	4-10	40.0%
FT%	10-17	58.8%
GM FG%	32-57	56.1%
3PT%	7-19	36.8%
FT%	20-28	71.4%

Dead Ball Rebounds: 3, 0

Technical Fouls: NONE

	KSU	FIU
Biggest lead	0 (1 <sup>st</sup> 20:00)	17 (2 <sup>nd</sup> 13:56)
Best Scoring Run	7 (1 <sup>st</sup> 1:06)	9 (2 <sup>nd</sup> 13:56)
Lead Changes	0	
Times Tied	0	
Time with Lead	00:00	39:26

Points from	KSU	FIU
Turnovers	18	8
Paint	34	40
Second Chance	16	7
Fast Breaks	14	4
Bench	24	31

	Period by Period Scoring		
	1st	2nd	TOT
KSU	40	44	84
FIU	45	46	91





**2022-23 FIU Men's Basketball  
Team Game-by-Game  
All games**

Opponent	Date	Score		Total		3-Pointers		Free throws		Rebounds										
				FG-FGA	PCT	3FG-3FGA	PCT	FT-FTA	PCT	OFF	DEF	TOT	AVG	PF	A	TO	BLK	STL	PTS	AVG
Houston Christian	11/07/2022	77-66	W	33-66	.500	3-16	.188	8-12	.667	12	25	37	37.0	8	12	14	8	12	77	77.0
Fla. National	11/10/2022	95-74	W	36-68	.529	10-26	.385	13-22	.591	11	31	42	39.5	15	22	13	3	9	95	86.0
at NC State	11/15/2022	74-107	L	31-58	.534	5-18	.278	7-15	.467	5	23	28	35.7	16	14	22	4	9	74	82.0
Bryant	11/19/2022	85-91	L	29-63	.460	11-28	.393	16-23	.696	7	29	36	35.8	19	18	18	3	11	85	82.8
Stony Brook	11/23/2022	83-50	W	31-64	.484	14-38	.368	7-7	1.000	5	33	38	36.2	19	23	9	3	13	83	82.8
Eastern Wash.	11/27/2022	90-79	W	32-58	.552	6-19	.316	20-22	.909	8	26	34	35.8	19	13	20	5	10	90	84.0
Eastern Mich.	11/30/2022	68-80	L	28-57	.491	1-15	.067	11-24	.458	10	21	31	35.1	12	8	13	4	7	68	81.7
at FGCU	12/04/2022	65-74	L	26-63	.413	4-22	.182	9-15	.600	13	23	36	35.3	17	9	13	3	8	65	79.6
at Howard	12/13/2022	59-71	L	23-65	.354	7-25	.280	6-10	.600	13	24	37	35.4	16	11	19	3	9	59	77.3
at Fla. Atlantic	12/17/2022	53-79	L	21-50	.420	1-9	.111	10-14	.714	4	22	26	34.5	14	4	23	2	11	53	74.9
UIW	12/21/2022	79-74	W	28-54	.519	11-28	.393	12-19	.632	7	21	28	33.9	17	18	17	3	11	79	75.3
Florida Col.	12/29/2022	69-64	W	26-54	.481	5-23	.217	12-20	.600	7	28	35	34.0	18	14	16	5	8	69	74.8
at North Texas	12/31/2022	57-72	L	22-49	.449	6-14	.429	7-13	.538	12	13	25	33.3	21	9	16	4	3	57	73.4
Charlotte	01/05/2023	62-60	W	24-51	.471	4-17	.235	10-12	.833	3	26	29	33.0	14	7	8	3	7	62	72.6
UAB	01/07/2023	90-87	Wot	31-65	.477	10-27	.370	18-23	.783	13	24	37	33.3	13	18	22	4	13	90	73.7
Fla. Atlantic	01/11/2023	73-77	Lot	25-60	.417	7-17	.412	16-21	.762	8	27	35	33.4	20	10	11	7	5	73	73.7
at Western Ky.	01/14/2023	59-70	L	22-62	.355	6-23	.261	9-13	.692	14	19	33	33.4	17	11	13	6	13	59	72.8
North Texas	01/16/2023	57-64	L	19-40	.475	4-15	.267	15-21	.714	6	22	28	33.1	15	7	16	6	3	57	71.9
at UTEP	01/19/2023	61-81	L	21-47	.447	8-23	.348	11-14	.786	4	15	19	32.3	17	7	16	5	5	61	71.4
at UTSA	01/21/2023	77-72	W	28-65	.431	11-33	.333	10-11	.909	9	23	32	32.3	20	14	6	7	8	77	71.7
Western Ky.	01/26/2023	78-69	W	32-61	.525	10-25	.400	4-5	.800	7	18	25	32.0	14	15	11	3	11	78	72.0
Middle Tenn.	01/28/2023	82-74	W	28-57	.491	12-23	.522	14-17	.824	11	26	37	32.2	18	13	19	2	10	82	72.4
at Charlotte	02/02/2023	57-54	W	23-47	.489	4-15	.267	7-10	.700	6	23	29	32.0	17	10	11	0	6	57	71.7
at UAB	02/04/2023	72-76	L	28-64	.438	6-22	.273	10-17	.588	7	21	28	31.9	17	14	13	3	14	72	71.8
Louisiana Tech	02/09/2023	66-62	W	22-49	.449	4-18	.222	18-28	.643	8	25	33	31.9	19	8	18	4	10	66	71.5
Rice	02/11/2023	78-85	L	33-61	.541	4-16	.250	8-9	.889	3	23	26	31.7	18	9	7	3	5	78	71.8
at Middle Tenn.	02/18/2023	58-69	L	22-57	.386	8-21	.381	6-6	1.000	11	24	35	31.8	21	9	17	3	7	58	71.3
UTEP	02/23/2023	82-87	L	32-68	.471	2-12	.167	16-20	.800	16	15	31	31.8	23	17	14	6	14	82	71.6
UTSA	02/25/2023	91-95	L	29-56	.518	11-18	.611	22-27	.815	8	21	29	31.7	23	13	20	4	9	91	72.3
at Louisiana Tech	03/02/2023	76-77	Lot	23-60	.383	10-26	.385	20-24	.833	9	19	28	31.6	17	12	14	3	12	76	72.4
at Rice	03/04/2023	90-83	W	31-63	.492	6-16	.375	22-26	.846	13	21	34	31.6	15	17	10	4	7	90	73.0
vs Louisiana Tech	03/08/2023	76-81	Lot	28-59	.475	8-23	.348	12-21	.571	5	22	27	31.5	18	11	14	5	10	76	73.1
<b>Total</b>		<b>2339</b>		<b>867-1861</b>	<b>.466</b>	<b>219-671</b>	<b>.326</b>	<b>386-541</b>	<b>.713</b>	<b>275</b>	<b>733</b>	<b>1008</b>	<b>31.5</b>	<b>547</b>	<b>397</b>	<b>473</b>	<b>128</b>	<b>290</b>	<b>2339</b>	<b>73.1</b>
Opponents		2404		848-1907	.445	278-765	.363	430-580	.741	414	803	1217	38.0	499	452	528	108	264	2404	75.1

**FIU Averages**

Games Played	Points/game	FG Pct	3FG Pct	FT Pct	Rebounds/game	Assists/game	Turnovers/game	Assist/Turnover ratio	Steals/game	Blocks/game
32	73.1	46.6	32.6	71.3	31.5	12.4	14.8	0.8	9.1	4.0





## 2022-23 FIU Men's Basketball Combined Team Statistics All games

### Game Records

Record	Overall	Home	Away	Neutral
ALL GAMES	14-18	11-7	3-10	0-1
CONFERENCE	8-12	5-5	3-7	0-0
NON-CONFERENCE	6-6	6-2	0-3	0-1

### Score by Periods

Team	1st	2nd	OT	TOT
FIU	1123	1182	34	2339
Opponents	1114	1249	41	2404

### Team Box Score

No.	Player	Total			3-Point		F-Throw		Rebounds				PF DQ A TO BLK STL PTS				AVG					
		GP-GS	MIN	AVG	FG-FGA	FG%	3FG-3FGA	3FG%	FT-FTA	FT%	OFF	DEF	TOT	AVG	PF	DQ		A	TO	BLK	STL	PTS
2	JONES, Denver	28-28	935:20	33.4	187-391	.478	59-159	.371	131-155	.845	25	82	107	3.8	45	1	56	90	1	49	564	20.1
4	DEAN, Arturo	32-23	949:45	29.7	157-361	.435	12-60	.200	55-86	.640	31	101	132	4.1	81	2	122	101	8	81	381	11.9
0	GUADARRAMA, Nick	24-24	615:44	25.7	65-166	.392	32-92	.348	14-22	.636	24	76	100	4.2	55	0	45	44	10	23	176	7.3
1	GITTENS, Dashon	30-18	659:23	22.0	79-162	.488	19-53	.358	31-49	.633	21	51	72	2.4	68	2	42	43	8	29	208	6.9
23	KRIVOKAPIC, Petar	32-18	708:36	22.1	68-159	.428	51-126	.405	33-44	.750	15	81	96	3.0	36	0	17	27	4	15	220	6.9
33	SANOGO, Mohamed	30-19	639:52	21.3	86-129	.667	0-1	.000	31-61	.508	36	84	120	4.0	62	0	22	43	37	15	203	6.8
3	HAWKINS, Javaunte	32-9	615:52	19.2	63-183	.344	36-116	.310	22-22	1.000	11	47	58	1.8	32	0	43	31	1	28	184	5.8
21	WILLIAMS JR., John	32-8	456:09	14.3	67-152	.441	8-50	.160	26-42	.619	9	51	60	1.9	39	0	24	39	7	21	168	5.3
11	BREWER, Jayden	19-0	163:49	8.6	36-56	.643	0-6	.000	13-17	.765	9	24	33	1.7	8	0	5	7	5	7	85	4.5
44	PINKNEY, Seth	31-13	475:19	15.3	47-65	.723	0-0	.000	21-33	.636	22	56	78	2.5	82	3	7	13	41	9	115	3.7
12	WILCOX, Dante	17-0	126:10	7.4	7-17	.412	0-2	.000	6-6	1.000	12	10	22	1.3	26	1	6	12	5	3	20	1.2
24	GRANT, Jaden	23-0	140:56	6.1	5-18	.278	2-5	.400	3-4	.750	3	15	18	0.8	12	0	7	6	1	9	15	0.7
25	WILSON, Cameron	4-0	13:04	3.3	0-2	.000	0-1	.000	0-0	.000	0	1	1	0.3	1	0	1	0	0	1	0	0.0
Team											57	54	111				17					
<b>Total</b>		<b>32</b>	<b>6500</b>		<b>867-1861</b>	<b>.466</b>	<b>219-671</b>	<b>.326</b>	<b>386-541</b>	<b>.713</b>	<b>275</b>	<b>733</b>	<b>1008</b>	<b>31.5</b>	<b>547</b>	<b>9</b>	<b>397</b>	<b>473</b>	<b>128</b>	<b>290</b>	<b>2339</b>	<b>73.1</b>
<b>Opponents</b>		<b>32</b>	<b>6500</b>		<b>848-1907</b>	<b>.445</b>	<b>278-765</b>	<b>.363</b>	<b>430-580</b>	<b>.741</b>	<b>414</b>	<b>803</b>	<b>1217</b>	<b>38.0</b>	<b>499</b>	<b>9</b>	<b>452</b>	<b>528</b>	<b>108</b>	<b>264</b>	<b>2404</b>	<b>75.1</b>

### Team Statistics

	FIU	OPP
<b>Scoring</b>	<b>2339</b>	<b>2404</b>
Points per game	73.1	75.1
Scoring margin	-2.0	-
<b>Field goals-att</b>	<b>867-1861</b>	<b>848-1907</b>
Field goal pct	.466	.445
<b>3 point fg-att</b>	<b>219-671</b>	<b>278-765</b>
3-point FG pct	.326	.363
3-pt FG made per game	6.8	8.7
<b>Free throws-att</b>	<b>386-541</b>	<b>430-580</b>
Free throw pct	.713	.741
F-Throws made per game	12.1	13.4
<b>Rebounds</b>	<b>1008</b>	<b>1217</b>
Rebounds per game	31.5	38.0
Rebounding margin	-6.5	-
<b>Assists</b>	<b>397</b>	<b>452</b>
Assists per game	12.4	14.1
<b>Turnovers</b>	<b>473</b>	<b>528</b>
Turnovers per game	14.8	16.5
Turnover margin	+1.7	-
Assist/turnover ratio	0.8	0.9
<b>Steals</b>	<b>290</b>	<b>264</b>
Steals per game	9.1	8.3
<b>Blocks</b>	<b>128</b>	<b>108</b>
Blocks per game	4.0	3.4
<b>Winning streak</b>	<b>0</b>	<b>-</b>
Home win streak	0	-
<b>Attendance</b>	<b>19094</b>	<b>43990</b>
Home games-Avg/Game	18-1061	13-3384
Neutral site-Avg/Game	-	1-1232

### Team Results

Date	Opponent	Score	Att.
11/07/2022	Houston Christian	W 77-66	1104
11/10/2022	Fla. National	W 95-74	643
11/15/2022	at NC State	L 74-107	9543
11/19/2022	Bryant	L 85-91	573
11/23/2022	Stony Brook	W 83-50	676
11/27/2022	Eastern Wash.	W 90-79	456
11/30/2022	Eastern Mich.	L 68-80	1150
12/04/2022	at FGCU	L 65-74	2033
12/13/2022	at Howard	L 59-71	654
12/17/2022	at Fla. Atlantic	L 53-79	1797
12/21/2022	UIW	W 79-74	718
12/29/2022	Florida Col.	W 69-64	848
12/31/2022	at North Texas	L 57-72	2934
01/05/2023	Charlotte	W 62-60	819
01/07/2023	UAB	Wot 90-87	1152
01/11/2023	Fla. Atlantic	Lot 73-77	2244
01/14/2023	at Western Ky.	L 59-70	4743
01/16/2023	North Texas	L 57-64	1183
01/19/2023	at UTEP	L 61-81	3648
01/21/2023	at UTSA	W 77-72	1414
01/26/2023	Western Ky.	W 78-69	1417
01/28/2023	Middle Tenn.	W 82-74	1311
02/02/2023	at Charlotte	W 57-54	3073
02/04/2023	at UAB	L 72-76	5318
02/09/2023	Louisiana Tech	W 66-62	1170
02/11/2023	Rice	L 78-85	1292
02/18/2023	at Middle Tenn.	L 58-69	3911
02/23/2023	UTEP	L 82-87	1219
02/25/2023	UTSA	L 91-95	1119
03/02/2023	at Louisiana Tech	Lot 76-77	2162
03/04/2023	at Rice	W 90-83	2760
03/08/2023	vs Louisiana Tech	Lot 76-81	1232





## 2023-24 FGCU Men's Basketball Combined Team Statistics All games

### Game Records

Record	Overall	Home	Away	Neutral
ALL GAMES	1-6	1-1	0-2	0-3
CONFERENCE	0-0	0-0	0-0	0-0
NON-CONFERENCE	1-6	1-1	0-2	0-3

### Score by Periods

Team	1st	2nd	OT	TOT
FGCU	216	268	0	484
Opponents	285	243	0	528

### Team Box Score

No.	Player	Total			3-Point		F-Throw		Rebounds				Other Stats									
		GP-GS	MIN	AVG	FG-FGA	FG%	3FG-3FGA	3FG%	FT-FTA	FT%	OFF	DEF	TOT	AVG	PF	DQ	A	TO	BLK	STL	PTS	AVG
10	ANDERSON, Zach	7-7	205:47	29.4	28-62	.452	10-23	.435	27-34	.794	14	26	40	5.7	12	0	9	15	2	3	93	13.3
11	THOMPSON, Isaiah	6-2	173:05	28.8	21-54	.389	9-32	.281	26-29	.897	1	9	10	1.7	6	0	12	14	0	6	77	12.8
32	KELLMAN, Keeshawn	7-7	172:04	24.6	31-50	.620	0-3	.000	13-26	.500	21	30	51	7.3	19	1	2	13	6	1	75	10.7
55	JOHNSTON, Chase	7-7	208:13	29.7	22-74	.297	14-49	.286	5-6	.833	1	18	19	2.7	19	0	5	8	1	2	63	9.0
23	JOHNSON, Dallion	7-1	145:59	20.9	17-54	.315	12-36	.333	1-2	.500	4	11	15	2.1	10	0	5	6	0	9	47	6.7
3	WEIR, Andre	6-0	82:22	13.7	14-24	.583	0-1	.000	10-16	.625	17	14	31	5.2	14	0	2	2	6	4	38	6.3
4	LARGIE, Cyrus	7-6	141:25	20.2	15-21	.714	0-3	.000	2-4	.500	8	12	20	2.9	18	1	9	1	2	1	32	4.6
12	MILLER JR., Franco	7-2	162:16	23.2	12-39	.308	3-13	.231	4-6	.667	2	19	21	3.0	10	0	17	9	1	6	31	4.4
1	BARNO, Rahmir	7-3	84:40	12.1	9-23	.391	2-7	.286	3-5	.600	2	4	6	0.9	4	0	12	10	0	3	23	3.3
0	RIVERS, Dakota	7-0	20:33	2.9	2-4	.500	0-1	.000	1-4	.250	1	2	3	0.4	10	0	0	0	0	1	5	0.7
24	SHACKLEFORD, Josiah	1-0	03:37	3.6	0-0	.000	0-0	.000	0-0	.000	0	1	1	1.0	0	0	0	0	0	0	0	0.0
Team											14	16	30				2					
<b>Total</b>		<b>7</b>	<b>1400</b>		<b>171-405</b>	<b>.422</b>	<b>50-168</b>	<b>.298</b>	<b>92-132</b>	<b>.697</b>	<b>85</b>	<b>162</b>	<b>247</b>	<b>35.3</b>	<b>122</b>	<b>2</b>	<b>73</b>	<b>80</b>	<b>18</b>	<b>36</b>	<b>484</b>	<b>69.1</b>
<b>Opponents</b>		<b>7</b>	<b>1400</b>		<b>176-387</b>	<b>.455</b>	<b>67-175</b>	<b>.383</b>	<b>109-154</b>	<b>.708</b>	<b>66</b>	<b>165</b>	<b>231</b>	<b>33.0</b>	<b>125</b>	<b>2</b>	<b>87</b>	<b>68</b>	<b>19</b>	<b>44</b>	<b>528</b>	<b>75.4</b>

### Team Statistics

	FGCU	OPP
<b>Scoring</b>	<b>484</b>	<b>528</b>
Points per game	69.1	75.4
Scoring margin	-6.3	-
<b>Field goals-att</b>	<b>171-405</b>	<b>176-387</b>
Field goal pct	.422	.455
<b>3 point fg-att</b>	<b>50-168</b>	<b>67-175</b>
3-point FG pct	.298	.383
3-pt FG made per game	7.1	9.6
<b>Free throws-att</b>	<b>92-132</b>	<b>109-154</b>
Free throw pct	.697	.708
F-Throws made per game	13.1	15.6
<b>Rebounds</b>	<b>247</b>	<b>231</b>
Rebounds per game	35.3	33.0
Rebounding margin	+2.3	-
<b>Assists</b>	<b>73</b>	<b>87</b>
Assists per game	10.4	12.4
<b>Turnovers</b>	<b>80</b>	<b>68</b>
Turnovers per game	11.4	9.7
Turnover margin	-1.7	-
Assist/turnover ratio	0.9	1.3
<b>Steals</b>	<b>36</b>	<b>44</b>
Steals per game	5.1	6.3
<b>Blocks</b>	<b>18</b>	<b>19</b>
Blocks per game	2.6	2.7
<b>Winning streak</b>	<b>0</b>	<b>-</b>
Home win streak	0	-
<b>Attendance</b>	<b>4084</b>	<b>23789</b>
Home games-Avg/Game	2-2042	2-11895
Neutral site-Avg/Game	-	3-708

### Team Results

Date	Opponent	Score	Att.
11/07/2023	at Indiana	L 63-69	17222
11/10/2023	Ave Maria	W 80-71	2533
11/13/2023	at Pittsburgh	L 74-86	6567
11/17/2023	vs Missouri St.	L 61-70	724
11/18/2023	vs Hampton	L 85-92	1024
11/20/2023	vs Norfolk St.	L 66-69	376
11/25/2023	UNCW	L 55-71	1551





**2023-24 FGCU Men's Basketball  
Team Game-by-Game  
All games**

Opponent	Date	Score	L	Total		3-Pointers		Free throws		Rebounds				Other Stats						
				FG-FGA	PCT	3FG-3FGA	PCT	FT-FTA	PCT	OFF	DEF	TOT	AVG	PF	A	TO	BLK	STL	PTS	AVG
at Indiana Ave Maria	11/07/2023	63-69	L	24-62	.387	13-34	.382	2-6	.333	13	20	33	33.0	25	13	13	3	8	63	63.0
at Pittsburgh	11/10/2023	80-71	W	29-63	.460	6-31	.194	16-22	.727	9	34	43	38.0	11	15	6	4	6	80	71.5
vs Missouri St.	11/13/2023	74-86	L	28-58	.483	7-24	.292	11-17	.647	6	23	29	35.0	18	12	9	2	3	74	72.3
vs Hampton	11/17/2023	61-70	L	23-55	.418	4-19	.211	11-17	.647	12	15	27	33.0	9	7	11	0	5	61	69.5
vs Norfolk St.	11/18/2023	85-92	L	26-64	.406	6-20	.300	27-31	.871	16	25	41	34.6	24	9	11	2	5	85	72.6
UNCW	11/20/2023	66-69	L	23-52	.442	9-24	.375	11-18	.611	17	23	40	35.5	19	11	17	4	3	66	71.5
<b>Total</b>		<b>484</b>		<b>171-405</b>	<b>.422</b>	<b>50-168</b>	<b>.298</b>	<b>92-132</b>	<b>.697</b>	<b>85</b>	<b>162</b>	<b>247</b>	<b>35.3</b>	<b>122</b>	<b>73</b>	<b>80</b>	<b>18</b>	<b>36</b>	<b>484</b>	<b>69.1</b>
Opponents		528		176-387	.455	67-175	.383	109-154	.708	66	165	231	33.0	125	87	68	19	44	528	75.4

**FGCU Averages**

Games Played	Points/game	FG Pct	3FG Pct	FT Pct	Rebounds/game	Assists/game	Turnovers/game	Assist/Turnover ratio	Steals/game	Blocks/game
7	69.1	42.2	29.8	69.7	35.3	10.4	11.4	0.9	5.1	2.6

