



GAME #12

at FIU

Saturday, Nov. 25 / 2 p.m. CT
FIU Stadium / Miami, Florida



WATCH: ESPN+ Play-by-Play: AJ Ricketts
Analyst: TBA

RADIO: Play-by-Play: Randy Lee
Analyst: Terry Obee
Sideline: Jared Holland

Hilltopper Sports Network: SAM 100.7 FM & ESPN 102.7 FM

Internet Radio: Varsity Network

Live Stats: <https://wkusports.com/sidearmstats/football/summary>

WKU HILLTOPPERS (6-5, 4-3 CUSA)

DATE	OPPONENT	TIME (CT)	RESULT/TV
September			
2	South Florida	--	W, 41-24
9	Houston Christian	--	W, 52-22
16	at No. 6/4 Ohio State	--	L, 10-63
23	at Troy	--	L, 24-27
28	Middle Tennessee*	--	W, 31-10
October			
5	at Louisiana Tech*	--	W, 35-28
17	at Jacksonville State*	--	L, 17-20
24	Liberty*	--	L, 29-42
November			
4	at UTEP*	--	W, 21-13
11	New Mexico State*	--	L, 29-38
18	Sam Houston*	--	W, 28-23
25	at FIU*	2 p.m.	ESPN+

FIU PANTHERS (4-7, 1-6 CUSA)

DATE	OPPONENT	TIME (CT)	RESULT/TV
August			
26	at Louisiana Tech*	--	L, 17-22
September			
2	Maine	--	W, 14-12
9	North Texas	--	W, 46-39
16	at UConn	--	W, 24-17
23	Liberty*	--	L, 6-38
October			
4	at New Mexico State*	--	L, 17-34
11	UTEP*	--	L, 14-27
18	at Sam Houston*	--	W, 33-27 (OT)
25	Jacksonville State*	--	L, 16-41
November			
11	at Middle Tennessee*	--	L, 6-40
18	at Arkansas	--	L, 20-44
25	WKU*	2 p.m.	ESPN+

HILLTOPPER

2023 FOOTBALL GAME NOTES PACKAGE

X @WKUFootball Instagram @wkufotball www.WKUSports.com Facebook /WKUFootball YouTube WKUSports

Media Contact: Jared MacDonald, Director of Athletic Communications • jared.macdonald@wku.edu • 207-462-0269 • @jmacdonaldsport
Media Contact: Jack Todd, Assistant Director of Athletic Communications • jack.todd@wku.edu • 615-943-3325 • @jack_todd4

WHERE TO FIND IT

Numerical Roster.....2-3	Team Comparison.....7	Stats and Info.....18-21
Experience Breakdown....4	Talking Points.....8-11	Game Recaps.....22-32
Depth Chart.....5	Career Highs.....12-14	Season Statistics.....33-46
HC Tyson Helton.....6	Key Player Bios.....15-17	

OPENING KICKOFF

SERIES HISTORY

Saturday's game will mark the 17th meeting all-time between WKU and FIU. The Hilltoppers lead the series 10-6, and have won four consecutive games, including a 73-0 rout early last season at Houchens-Smith Stadium. WKU has never lost to the Panthers under current head coach Tyson Helton. FIU's last win in the series came during the 2018 season, when they beat the Hilltoppers 38-17 in Bowling Green.

BOWL BOUND

WKU became bowl eligible for the fifth time in five seasons under Head Coach Tyson Helton with its 28-23 win over Sam Houston last weekend. The Hilltoppers have gone to bowl games in each of Tyson Helton's first four years as head coach, with wins in three of those, including last year's R+L Carriers New Orleans Bowl. WKU has gone to nine bowl games in the 11 seasons leading up to the 2023 campaign, with a 6-3 record in those games, and a bowl game this year will be the 10th for the program in 12 seasons.

WHAT YOU DO IN NOVEMBER, THEY REMEMBER

WKU has seen tremendous late-season success under Tyson Helton, who boasts a 14-4 overall record in the month of November and a 13-3 record in November in CUSA games. WKU had won 10 consecutive CUSA games in November before the loss to New Mexico State earlier this fall. The only two conference losses in the month under Helton before that were both to FAU, who is no longer in the league. WKU has one game remaining in the regular season – this weekend's matchup with FIU in Miami.

CLIMBING THE CAREER RANKINGS

Quarterback Austin Reed is third in WKU's career completion rankings with 652, after passing Mike White (648) and Kawaun Jakes (650) in last week's win over Sam Houston. Reed has 67 career touchdown passes, which is second all-time in program history. His 7,804 passing yards are fifth all-time. Justin Haddix sits ahead of him on the list in fourth with 7,929 career passing yards. Malachi Corley moved into second on WKU's career receptions list in the win at LA Tech, and now has 249 catches in his career. Corley is second on WKU's career touchdown receptions list with 28. Taywan Taylor holds both records – 253 catches and 41 touchdowns – and Corley's 2,955 receiving yards are third all-time behind Taylor (4,234) and Nicholas Norris (3,091).

TAKEAWAY TOPS RETURN

The "Takeaway Tops" are back this season after tying for the best marks in the nation with 32 forced turnovers and six defensive touchdowns in 2022. WKU has 22 turnovers gained so far this fall – which is second in CUSA and tied for sixth nationally – and forced three on Sam Houston's final three possessions last week.

TYSON HELTON IN NOVEMBER

WKU is 14-4 under Tyson Helton in the month of November

SCORE	W/L	OPPONENT	DATE
28-23	W	Sam Houston	11/18/23
29-38	L	NMSU*	11/11/23
21-13	W	at UTEP*	11/4/23
32-31 (OT)	W	at FAU*	11/26/22
17-41	L	at Auburn	11/19/22
45-10	W	Rice*	11/12/22
59-7	W	at Charlotte*	11/5/22
53-21	W	at Marshall*	11/27/21
52-17	W	FAU*	11/20/21
42-21	W	at Rice*	11/13/21
48-21	W	MTSU*	11/6/21
38-21	W	FIU*	11/21/20
10-7	W	So. Miss*	11/14/20
6-10	L	at FAU*	11/7/20
31-26	W	MTSU*	11/30/19
28-10	W	at So. Miss*	11/23/19
45-19	W	at Arkansas	11/9/19
24-35	L	FAU*	11/2/19

*CUSA Game

ALL-TIME VS. FIU

WKU leads all-time 10-6

SCORE	W/L	LOCATION	DATE
73-0	W	HOME	9/24/22
34-10	W	AWAY	10/23/21
38-21	W	HOME	11/21/20
20-14	W	AWAY	9/7/19
17-38	L	HOME	10/27/18
17-41	L	AWAY	11/24/17
49-21	W	HOME	11/5/16
63-7	W	AWAY	11/21/15
14-6	W	AWAY	10/27/12
10-9	W	HOME	11/6/11
21-28	L	AWAY	10/9/10
20-37	L	HOME	10/10/09
3-27	L	AWAY	12/6/08
35-38	L	AWAY	11/19/05
35-14	W	AWAY	11/20/04
56-7	W	HOME	10/12/02

HELTON'S WORDS

"Our main goal right now is we want to finish the regular season on a winning note, have a winning regular season, and have that momentum carry into a bowl game."

BY THE NUMBERS

5

WKU has closed the regular season with wins in five consecutive seasons, which includes wins in the first four seasons under Tyson Helton. The last regular-season finale WKU lost was at FIU in 2017.

5

WKU has been to bowl games in the previous four seasons under Tyson Helton, and the Tops became bowl eligible again with last week's win over Sam Houston.

4

Malachi Corley is 4 receptions away from tying Taywan Taylor's WKU record of 253 receptions. Corley currently sits in second place all-time with 249 catches.

3

WKU has won its last three games in the state of Florida – at FIU in 2021, against Appalachian State in 2021, and at FAU in 2022.



ROSTER NOTES

2023 TRANSFERS (32)

3	Elijah Young	RB
4	Anthony Johnson Jr.	DB
5	Blue Smith	WR
6	Jimmy Holiday	WR
7	Takulve Williams	DB
12	R.J. Evans	LB
13	Bronson Barron	QB
14	Willie Taggart Jr.	WR
17	Josh Shodipo	DB
18	Moussa Barry	WR
20	Jaleel Walker	WR
23	Rashion Hodge	LB
24	Daniel Edwards Jr.	DB
25	Rickie Davis Jr.	DB
29	Joshua Mensah	DB
35	Dallas Walker	DL
39	Antonio Chadha	K
50	Lonnie Rice	LB
51	Devon Lynch	LB
55	Rex Robich	LS
58	Tyrese Black	DL
59	Sebastian Benjamin	LB
60	Mason Williams	OL
62	Michael Moment	OL
70	Darrell Johnson Jr.	OL
80	Ze'Vian Capers	WR
84	Elvin Fofanah	TE
86	Trevor Borland	TE
88	Ryan Williams	DL
94	Jayden Loving	DL
96	Marquis Black	DL
99	Kenyonte Davis	DL

HAVE EARNED 3+ WKU LETTERS (10)

3	JaQues Evans	LB
6	T.J. Springer	DB
11	Malachi Corley	WR
16	Kendrick Simpkins	DB
17	Dalvin Smith	WR
19	Craig Burt Jr.	WR
20	Bryson Washington	LB
46	Cory Munson	K
73	Wes Dorsey	OL
78	Quantavious Leslie	OL

INTERNATIONAL PLAYERS (1)

47	Tom Ellard	P
----	------------	---

TRUE FRESHMEN (15)

26	Jarvis Hayes	WR
27	Corey Landers	RB
27	Nazir Ward	DB
34	Koron Hayward	LB
36	Chavaris Dumas	DB
37	Zach Burt	WR
38	Reginald Allen Jr.	LB
54	Jared White	P

#	NAME	POS	HT	WT	CL-EXP	HOMETOWN (PREVIOUS SCHOOL/S)
2	Davion Ervin-Poindexter	RB	5-11	195	r-Sr.-1L	Merrillville, Ind. (Brother Rice HS/Indiana)
3	JaQues Evans	LB	6-2	250	Jr.-3L	Dublin, Ga. (Dublin HS)
3	Elijah Young	RB	5-9	190	Jr.-TR	Knoxville, Tenn. (South Doyle HS/Missouri)
4	Anthony Johnson, Jr.	DB	5-10	180	Jr.-TR	Miami, Fla. (Pace HS/West Florida)
4	Michael Mathison	WR	5-10	180	Sr.-1L	Covington, Ga. (Newton HS/Akron)
5	Blue Smith	WR	6-4	210	r-Sr.-TR	Huber Heights, Ohio (Wayne HS/Ohio State/Cincinnati)
5	Rome Weber	DB	5-11	190	r-Sr.-1L	San Bernadino, Calif. (Cajon HS/Wyoming)
6	Jimmy Holiday	WR	6-0	205	So.-TR	Flora, Miss. (Madison Central HS/Tennessee)
6	T.J. Springer	DB	6-1	195	r-Jr.-3L	Nashville, Tenn. (Maplewood HS)
7	L.T. Sanders	RB	5-8	195	So.-1L	Gardendale, Ala. (Gardendale HS)
7	Takulve Williams	DB	6-0	211	r-Sr.-TR	New Orleans, La. (St. Augustine HS/Kansas)
8	Easton Messer	WR	5-9	195	r-Fr.-HS	Louisville, Ky. (Christian Academy of Louisville)
9	Josh Sterns	WR	5-8	185	r-So.-1L	Waxahachie, Texas (Waxahachie HS/Houston Baptist)
10	Desmyn Baker	LB	6-2	233	r-Jr.-TR	Clinton, Miss. (Clinton HS/Northwest Mississippi CC/Rice)
10	Caden Veltkamp	QB	6-6	235	r-Fr.-HS	Bowling Green, Ky. (South Warren HS)
11	Talique Allen	DB	6-1	200	r-So.-2L	Fort Valley, Ga. (Peach County HS)
11	Malachi Corley	WR	5-11	210	Jr.-3L	Campbellsville, Ky. (Campbellsville HS)
12	R.J. Evans	LB	6-1	230	r-Jr.-TR	Colony, Ala. (Hanceville HS/Hutchinson CC)
12	Turner Helton	QB	6-2	180	r-Fr.-HS	Palos Verdes Estates, Calif. (Palos Verdes HS)
13	Bronson Barron	QB	6-3	215	Jr.-TR	American Fork, Utah (American Fork HS/Weber State)
13	Terrion Thompson	DT	6-0	292	Jr.-2L	Bowling Green, Ky. (Bowling Green HS)
14	Willie Taggart, Jr.	WR	6-1	178	r-So.-TR	Tallahassee, Fla. (Florida State University HS/Florida Atlantic)
14	Davion Williams	DB	6-0	180	r-Sr.-2L	Belleville, Mich. (Belleville HS/Michigan State)
15	K.D. Hutchinson	WR	5-8	180	r-Fr.-HS	Hamilton, Ga. (Harris County HS)
15	Aaron Key	LB	6-2	232	r-So.-1L	Decatur, Ga. (Tucker HS)
16	Austin Reed	QB	6-2	220	r-Sr.-1L	St. Augustine Beach, Fla. (St. Augustine HS/West Florida)
16	Kendrick Simpkins	DB	6-0	196	Jr.-3L	Montgomery, Ala. (Robert E. Lee HS)
17	Lucas Carneiro	K	5-11	175	r-Fr.-HS	Cornelius, N.C. (Community School of Davidson)
17	Josh Shodipo	DB	5-11	196	r-Sr.-TR	Oswego, Ill. (Oswego HS/Northern Michigan)
17	Dalvin Smith	WR	6-3	188	r-Jr.-3L	Glasgow, Ky. (Glasgow HS)
18	Moussa Barry	WR	6-2	190	r-Fr.-TR	Dacula, Ga. (Dacula HS/Mars Hill)
19	Javy Bunton	RB	6-0	205	r-So.-HS	Bowling Green, Ky. (Bowling Green HS)
19	Craig Burt, Jr.	WR	6-4	205	r-Sr.-3L	Columbus, Ohio (Centennial HS)
19	Virgil Marshall	DB	6-0	205	So.-1L	Cocoa, Fla. (Cocoa HS)
20	Jaleel Walker	WR	6-3	195	Jr.-TR	Phoenix, Ariz. (Cesar Chavez HS/Allen Hancock College)
20	Bryson Washington	LB	6-0	238	r-Sr.-4L	Louisville, Ky. (Pleasure Ridge Park HS)
21	Marvin Sims	WR	5-10	180	So.-TR	Miami, Fla. (Champagnat Catholic HS/Alderson Broaddus)
21	Upton Stout	DB	5-9	185	r-So.-1L	Houston, Texas (North Shore HS/North Texas)
22	Darius Thomas	DB	6-2	210	So.-1L	Miramar, Fla. (Miramar HS)
23	Jax Cooper	WR	6-3	200	r-Fr.-HS	Scottsville, Ky. (Allen County-Scottsville HS)
23	Rashion Hodge	LB	6-2	220	Jr.-TR	Phoenix, Ariz. (Mountain Pointe HS/Iowa Western CC)
24	Daniel Edwards, Jr.	DB	5-11	178	r-So.-TR	Winter Park, Fla. (Winter Park HS/Illinois)
25	Rickie Davis, Jr.	DB	6-0	198	r-So.-TR	Las Vegas, Nev. (Arbor View HS/Palomar CC)
26	Jarvis Hayes	WR	6-1	180	Fr.-HS	Waycross, Ga. (Waycross HS)
26	Amaari Smith	DB	6-0	181	r-Fr.-HS	Pompano Beach, Fla. (MTI Preparatory)
27	Corey Landers	RB	5-8	185	Fr.-HS	Montgomery, Ala. (Alabama Christian Academy)
27	Nazir Ward	DB	6-0	170	Fr.-HS	Miami, Fla. (Miami Northwestern HS)
28	Ely George	LB	5-11	205	r-So.-TR	North Bergen, N.J. (Paramus Catholic HS/Shippensburg)
29	Joshua Mensah	DB	6-1	192	So.-TR	Riverdale, Ga. (Charles Drew HS/Independence CC)
30	Xavier Shaw	DB	6-0	185	r-So.-HS	Nashville, Tenn. (Battle Ground Academy)
30	Markese Stepp	RB	6-1	225	r-Sr.-1L	Indianapolis, Ind. (Cathedral HS/USC/Nebraska)
31	Anthony Brackenridge	LB	6-2	224	So.-1L	Jacksonville, Fla. (Sandalwood HS)
32	Kylan Guidry	LB	6-4	232	r-Jr.-TR	Opelusas, La. (Northwest HS/Kilgore College)
33	Eli Jones	LB	6-1	225	r-Fr.-HS	Knoxville, Tenn. (Knoxville HS)
34	Koron Hayward	LB	6-5	235	Fr.-HS	Jacksonville, Fla. (Sandalwood HS)
35	Dallas Walker	DL	6-4	312	r-So.-TR	Nashville, Tenn. (Smyrna HS/Texas A&M)
36	Chavaris Dumas	Fr.	6-1	180	Fr.-HS	Palatka, Fla. (Palatka HS)

37	Zach Burt	WR	6-0	205	Fr.-HS	Bowling Green, Ky. (Bowling Green HS)
38	Reginald Allen, Jr.	LB	6-0	228	Fr.-HS	Interlachen, Fla. (Interlachen HS)
39	Antonio Chadha	K	5-8	210	r-Fr.-TR	Bryn Mawr, Pa. (St. Joseph's Prep/Rutgers)
40	Reid Jamerson	DE	5-11	228	r-Fr.-HS	Whitefish Bay, Wis. (Whitefish Bay HS)
41	Alex Ford	DB	5-11	196	r-Fr.-HS	Nashville, Tenn. (Father Ryan HS)
42	Trent Zappe	LB	6-0	225	r-Fr.-HS	Victoria, Texas (Victoria East HS)
43	Manny Moss	DB	6-0	197	r-Fr. HS	Fayetteville, Ga. (Fayette County HS)
44	Dareon Goodrum	DT	6-1	290	Sr.-1L	Athens, Ga. (Oconee County HS/East Central CC)
45	Nathan Griffin	LB	6-1	232	r-So.-1L	St. Leon, Ind. (East Central HS)
46	Cory Munson	K	6-2	210	Sr.-4L	Warner Robins, Ga. (Northside HS)
47	Tom Ellard	P	5-10	170	So.-1L	Melbourne, Australia (Prokick Australia)
48	Niko Cooper	LB	6-5	242	r-Jr.-2L	Memphis, Tenn. (Douglass HS/Hutchinson CC/Nebraska)
49	Nolan McCord	K	6-0	189	r-So.-TR	Lilburn, Ga. (Parkview HS)
50	Wesley Horton	OL	6-3	303	r-So.-1L	Atlanta, Ga. (North Atlanta HS)
50	Lonnie Rice	LB	6-2	236	r-Sr.-TR	Philadelphia, Pa. (Lackawanna College)
51	Devon Lynch	LB	6-1	231	r-Jr.-TR	Springfield, Va. (John R. Lewis HS/Shepherd)
52	Trey Naughton	LS	6-0	195	r-Fr.-HS	Tucson, Ariz. (Salpoint HS)
53	Marshall Jackson	OL	6-6	299	r-So.-1L	Brandenburg, Ky. (Meade County HS)
54	Jared White	P	6-2	211	Fr.-HS	Southlake, Texas (Southlake Carrol HS)
55	Rex Robich	LS	6-3	225	r-So.-TR	Palm Coast, Fla. (Matanzas HS/Mississippi State)
56	Leavy Johnson	OL	6-3	302	Fr.-HS	Panama City, Fla. (Bay HS)
57	Wyatt Anderson	OL	6-3	295	r-Fr.-HS	Newnan, Ga. (Heritage School)
58	Tyrese Black	DL	6-4	314	r-Sr.-TR	McDonough, Ga. (Eagles' Landing Christian Academy/UML)
58	Evan Wibberley	OL	6-5	300	r-Fr.-HS	Edgewood, Ky. (Dixie Heights HS)
59	Sebastian Benjamin	LB	6-2	240	r-Jr.-TR	Philadelphia, Pa. (Northeast HS/Saint Francis)
60	Mason Williams	OL	6-2	298	r-Jr.-TR	Murfreesboro, Tenn. (Middle Tennessee Christian HS/Harvard)
62	Michael Moment	OL	6-3	297	Jr.-TR	Tampa, Fla. (Tampa Bay Tech HS/Alcorn State)
64	Vincent Murphy	OL	6-2	309	r-Jr.-1L	Fort Lauderdale, Fla. (St. Thomas Aquinas HS/South Carolina)
67	Hayden Todd	OL	6-2	280	r-Fr.-HS	Knoxville, Tenn. (Knoxville Catholic HS)
68	Colt Jackson	OL	6-3	297	r-So.-1L	Bowling Green, Ky. (South Warren HS)
70	Darrell Johnson, Jr.	OL	6-5	310	Jr.-TR	Indianapolis, Ind. (Lawrence North HS/Dodge City CC)
72	Colten Cable	OL	6-4	298	r-Jr.-TR	Tulsa, Okla. (Union HS/Butler CC)
73	Wes Dorsey	OL	6-7	315	r-Jr.-3L	Knoxville, Tenn. (Grace Christian Academy)
74	Michael Ondelacy	OL	6-7	320	r-Jr.-TR	North Richland Hills, Texas (Richland HS/Tyler JC)
76	Mark Goode	OL	6-6	298	Jr.-2L	Hodgenville, Ky. (LaRue County HS)
78	Quantavious Leslie	OL	6-3	318	Jr.-3L	Rome, Ga. (Rome HS)
80	Ze'Vian Capers	WR	6-4	190	So.-TR	Alpharetta, Ga. (Denmark HS/Auburn)
81	Noah Meyers	TE	6-5	230	Fr.-HS	Louisville, Ky. (Trinity HS)
82	Denzil Alleyne	WR	6-2	212	So.-1L	Lakeland, Fla. (Independence CC)
83	Alex Williams	TE	6-4	224	r-So.-HS	Geneva, Ill. (Fork Union Military Academy)
84	Elvin Fofanah	TE	6-3	240	r-Jr.-TR	Bowling Green, Ky. (Bowling Green HS/Lindsey Wilson)
85	Tylon Webb	WR	6-2	180	Fr.-HS	Lexington, Ky. (Frederick Douglass HS)
86	Trevor Borland	TE	6-3	255	Jr.-TR	Bolingbrook, Ill. (Bolingbrook HS/Buffalo)
87	River Helms	TE	6-4	242	r-So.-1L	Lester, Ala. (West Limestone HS)
88	Aiden Miller	TE	6-3	225	Fr.-HS	Glasgow, Ky. (Barren County HS)
88	Ryan Williams	DL	6-3	292	r-So.-TR	Pearland, Texas (Shadow Creek HS/Colorado)
89	Lofton Howard	TE	6-4	225	Fr.-HS	Bowling Green, Ky. (Greenwood HS)
90	Keaton Law	DT	6-3	275	r-Fr.-HS	Saraland, Ala. (Saraland HS)
92	Marcus Patterson	DE	6-3	272	r-Fr.-HS	Crestview, Fla. (Sandalwood HS)
93	Jalen Hand	DL	6-3	275	Fr.-HS	Lexington, Ky. (Frederick Douglass HS)
94	Jayden Loving	DL	6-3	302	r-So.-TR	Hamilton, Ala. (Hamilton HS/Bethune Cookman)
95	Deante McCray	DE	6-4	268	r-Fr.-HS	Jacksonville, Fla. (Sandalwood HS)
96	Marquis Black	DL	6-4	304	r-So.-TR	McDonough, Ga. (Eagle's Landing Christian Academy/Nebraska)
97	Ki'Shawn Harvey	DL	6-1	325	Fr.-HS	Raleigh, N.C. (Knightdale HS)
98	Hosea Wheeler	DL	6-3	298	Jr.-TR	Elk Grove, Calif. (Sacramento City College)
99	Kenyonte Davis	DL	6-5	301	r-Sr.-TR	Columbia, Tenn. (Columbia Central HS/UT Martin)

ROSTER NOTES

56	Leavy Johnson	OL
81	Noah Meyers	TE
85	Tylon Webb	WR
88	Aiden Miller	TE
89	Lofton Howard	TE
93	Jalen Hand	DL
97	Ki'Shawn Harvey	DL

ARE 6-FOOT-4 OR TALLER (22)

5	Blue Smith	WR
10	Caden Veltcamp	QB
32	Kylan Guidry	LB
34	Koron Hayward	LB
35	Dallas Walker	DL
48	Niko Cooper	LB
53	Marshall Jackson	OL
58	Tyrese Black	DL
58	Evan Wibberley	OL
70	Darrell Johnson Jr.	OL
72	Colten Cable	OL
73	Wes Dorsey	OL
74	Michael Ondelacy	OL
76	Mark Goode	OL
80	Ze'Vian Capers	WR
81	Noah Meyers	TE
83	Alex Williams	TE
87	River Helms	TE
89	Lofton Howard	TE
95	Deante McCray	DE
96	Marquis Black	DL
99	Kenyonte Davis	DL

ARE 300 LBS OR HEAVIER (14)

35	Dallas Walker	DL
50	Wesley Horton	OL
56	Leavy Johnson	OL
58	Tyrese Black	DL
58	Evan Wibberley	OL
64	Vincent Murphy	OL
70	Darrell Johnson Jr.	OL
73	Wes Dorsey	OL
74	Michael Ondelacy	OL
78	Quantavious Leslie	OL
94	Jayden Loving	DL
96	Marquis Black	DL
97	Ki'Shawn Harvey	DL
99	Kenyonte Davis	DL

Experience **BREAKDOWN**

OFFENSE RETURNING LETTERMEN FROM 2022 (17)

Quarterbacks (1) Austin Reed	Running Backs (3) Davion Ervin-Poindexter L.T. Sanders Markese Stepp	Wide Receivers (5) Craig Burt Jr. Malachi Corley Michael Mathison Dalvin Smith Josh Sterns
Tight Ends (1) River Helms	Offensive Line (7) Wes Dorsey Mark Goode Wesley Horton Colt Jackson Marshall Jackson Quantavious Leslie Vincent Murphy	

DEFENSE RETURNING LETTERMEN FROM 2022 (16)

Defensive Tackles (2) Dareon Goodrum Terrion Thompson	Defensive Backs (8) Taliq Allen Virgil Marshall Kendrick Simpkins T.J. Springer Upton Stout Darius Thomas Rome Weber Davion Williams	SPECIALISTS (2) Tom Ellard, P Cory Munson, K
Linebackers (6) Anthony Brackenridge Niko Cooper Jaques Evans Nathan Griffin Aaron Key Bryson Washington		

CAREER STARTS AT WKU

OFFENSE	Yr.	Total Starts	Cons. Starts	---Starts by Year---			
				2023	2022	2021	2020
Quantavious Leslie, OL Jr.		36	25	11	14	11	--
Malachi Corley, WR Jr.		30	9	10	14	5	1
Vincent Murphy, OL r-Jr.		25	25	11	14	--	--
Austin Reed, QB r-Sr.		25	25	11	14	--	--
Wes Dorsey, OL r-Jr.		15	4	9	6	--	--
Mark Goode, OL Jr.		13	--	7	6	--	--
Dalvin Smith, WR r-Jr.		14	4	7	4	2	1
Craig Burt, Jr., WR r-Sr.		13	1	5	--	--	8
Michael Mathison, WR Sr.		9	--	--	9	--	--
Davion Ervin-Poindexter, RB r-Sr.		9	--	3	6	--	--
Wesley Horton, OL r-So.		8	--	8	--	--	--
River Helms, TE r-So.		7	--	7	--	--	--
Elijah Young, RB Jr.		8	8	8	--	--	--
Marshall Jackson, OL r-So.		7	6	7	1	--	--
Jimmy Holiday, WR So.		5	--	5	--	--	--
Blue Smith, WR r-Sr.		3	--	3	--	--	--
K.D. Hutchinson, WR r-Fr.		3	--	3	--	--	--
Moussa Barry, WR r-Fr.		2	--	2	--	--	--
Colten Cable, OL r-Jr.		3	3	3	--	--	--
Easton Messer, WR r-Fr.		1	--	1	--	--	--
Josh Sterns, WR r-So.		1	--	--	--	1	--
Trevor Borland, TE Jr.		1	1	1	--	--	--

DEFENSE	Yr.	Total Starts	Cons. Starts	---Starts by Year---			
				2023	2022	2021	2020
Jaques Evans, LB Jr.		20	--	6	14	--	--
Kendrick Simpkins, DB Jr.		20	8	10	9	1	--
Upton Stout, DB r-So.		16	--	5	11	--	--
Taliq Allen, DB r-So.		17	1	6	11	--	--
Davion Williams, DB r-Sr.		11	--	7	3	1	--
Niko Cooper, LB r-Sr.		11	--	10	1	--	--
Kenyon Davis, DL r-Sr.		11	11	11	--	--	--
Hosea Wheeler, DT Jr.		9	8	9	--	--	--
Anthony Johnson Jr., DB Jr.		7	1	7	--	--	--
Aaron Key, LB r-So.		5	--	5	--	--	--
Virgil Marshall, DB So.		6	--	6	--	--	--
Takulve Williams, DB r-Sr.		6	--	6	--	--	--
Rome Weber, DB r-Sr.		6	3	6	--	--	--
Devon Lynch, LB r-Jr.		4	--	4	--	--	--
Desmyn Baker, LB r-Jr.		6	5	6	--	--	--
Kylan Guidry, LB r-Jr.		5	5	5	--	--	--
T.J. Springer, DB r-Jr.		2	--	2	--	--	--
Anthony Brackenridge, LB So.		2	--	2	--	--	--
Bryson Washington, LB r-Sr.		2	--	2	--	--	--
Rashion Hodge, LB Jr.		2	2	2	--	--	--
Jayden Loving, DL r-So.		1	--	1	--	--	--
Deante McCray, DE r-Fr.		2	1	2	--	--	--
Sebastian Benjamin, LB r-Jr.		1	1	1	--	--	--

HILLTOPPERS BY CLASS

Seniors (16)

Tyrese Black (RS), Craig Burt Jr. (RS), Niko Cooper (RS), Kenyon Davis (RS), Davion Ervin-Poindexter (RS), Dareon Goodrum, Michael Mathison, Cory Munson, Austin Reed (RS), Josh Shodipo (RS), Markese Stepp (RS), Blue Smith (RS), Bryson Washington (RS), Rome Weber (RS), Davion Williams, Takulve Williams (RS)

Juniors (28)

Denzil Alleyne, Desmyn Baker (RS), Bronson Barron, Sebastian Benjamin (RS), Trevor Borland, Colten Cable (RS), Malachi Corley, Wes Dorsey (RS), Jaques Evans, R.J. Evans (RS), Mark Goode, Kylan Guidry (RS), Elvin Fofanah (RS), Rashion Hodge, Anthony Johnson Jr., Darrell Johnson Jr., Quantavious Leslie, Devon Lynch (RS), Michael Moment, Vinnie Murphy (RS), Michael Ondelacy (RS), Kendrick Simpkins, Dalvin Smith (RS), T.J. Springer (RS), Terrion Thompson, Jaleel Walker, Mason Williams (RS), Elijah Young

Sophomores (33)

Taliq Allen (RS), Marquis Black (RS), Anthony Brackenridge, Javy Bunton (RS), Ze'Vian Capers, Rickie Davis Jr. (RS), Daniel Edwards Jr. (RS), Tom Ellard (RS), Ely George (RS), Nathan Griffin (RS), River Helms (RS), Jimmy Holiday, Wesley Horton (RS), Colt Jackson (RS), Marshall Jackson (RS), Aaron Key (RS), Jayden Loving (RS), Virgil Marshall, Nolan McCord (RS), Joshua Mensah, Lonnie Rice (RS), Rex Robich (RS), L.T. Sanders, Xavier Shaw (RS), Marvin Sims, Josh Sterns (RS), Upton Stout (RS), Willie Taggart Jr. (RS), Darius Thomas, Dallas Walker (RS), Hosea Wheeler (RS), Alex Williams (RS), Ryan Williams (RS)

Redshirt Freshmen (21)

Wyatt Anderson, Moussa Barry, Lucas Carneiro, Antonio Chadha, Jax Cooper, Alex Ford, Turner Helton, K.D. Hutchinson, Reid Jamerson, Eli Jones, Keaton Law, Deante McCray, Easton Messer, Manny Moss, Trey Naughton, Marcus Patterson, Amaari Smith, Hayden Todd, Caden Veltkamp, Evan Wibberley, Trent Zappe

True Freshmen (15)

Reginald Allen Jr., Zach Burt, Chavaris Dumas, Jalen Hand, Ki'Shawn Harvey, Jarvis Hayes, Koron Hayward, Lofton Howard, Leavy Johnson, Corey Landers, Noah Meyers, Aiden Miller, Nazir Ward, Tylon Webb, Jared White

Depth CHART

OFFENSE (LISTED NUMERICALLY)

(PREVIOUS GAME STARTERS IN BOLD)

QB	10	Caden Veltkamp	r-Fr.	6-6	235
	12	Turner Helton	r-Fr.	6-2	180
	13	Bronson Barron	Jr.	6-3	215
	16	AUSTIN REED	R-SR.	6-2	220
OL	50	Wesley Horton	r-So.	6-3	303
	53	MARSHALL JACKSON	R-SO.	6-6	299
	64	VINCENT MURPHY	R-JR.	6-2	309
	68	Colt Jackson	r-So.	6-3	297
	72	COLTEN CABLE	R-JR.	6-4	298
	73	WES DORSEY	R-JR.	6-7	315
	74	Michael Ondelacy	r-Jr.	6-7	320
	76	Mark Goode	Jr.	6-6	298
	78	QUANTAVIOUS LESLIE JR.		6-3	318
RB	2	Davion Ervin-Poindexter	r-Sr.	5-11	195
	3	ELIJAH YOUNG	JR.	5-9	190
	7	L.T. Sanders	So.	5-8	195
	30	Markese Stepp	r-Sr.	6-1	225
WR	5	Blue Smith	Sr.	6-4	210
	6	Jimmy Holiday	So.	6-0	205
	8	Easton Messer	r-Fr.	5-9	195
	11	MALACHI CORLEY	JR.	5-11	210
	15	K.D. Hutchinson	r-Fr.	5-8	180
	17	DALVIN SMITH	R-JR.	6-3	188
	18	Moussa Barry	r-Fr.	6-2	190
	19	CRAIG BURT JR.	R-SR.	6-4	205
	21	Marvin Sims	So.	5-10	180
	80	Ze'Vian Capers	So.	6-4	190
	82	Denzil Alleyne	Jr.	6-2	212
TE	84	Elvin Fofanah	r-Jr.	6-3	240
	86	TREVOR BORLAND	JR.	6-3	255
	87	River Helms	r-So.	6-4	242

KICK RETURNERS

KR	3	Elijah Young	Jr.	5-9	190
	8	EASTON MESSER	R-FR.	5-9	195
	15	K.D. Hutchinson	r-Fr.	5-8	180
PR	8	Easton Messer	r-Fr.	5-9	195
	15	K.D. HUTCHINSON	R-FR.	5-8	180
	19	Craig Burt Jr.	r-Sr.	6-4	205

DEFENSE (LISTED NUMERICALLY)

(PREVIOUS GAME STARTERS IN BOLD)

DE	40	Reid Jamerson	r-Fr.	5-11	228
	92	Marcus Patterson	r-Fr.	6-3	272
	94	Jayden Loving	r-So.	6-3	302
	95	DEANTE MCCRAY	R-FR.	6-4	268
DT	13	Terrion Thompson	Jr.	6-0	292
	35	Dallas Walker	r-So.	6-4	312
	44	Dareon Goodrum	Sr.	6-1	290
	88	Ryan Williams	r-So.	6-3	292
	98	HOSEA WHEELER	R-SO.	6-3	298
	99	KENYONTE DAVIS	R-SR.	6-5	301
LB	3	JaQués Evans	Jr.	6-2	250
	10	DESMYN BAKER	R-JR.	6-2	233
	12	R.J. Evans	r-Jr.	6-1	230
	15	Aaron Key	r-So.	6-2	232
	20	Bryson Washington	r-Sr.	6-0	238
	23	RASHION HODGE	JR.	6-2	220
	31	Anthony Brackenridge	So.	6-2	224
	32	KYLAN GUIDRY	R-JR.	6-4	232
	34	Koron Hayward	Fr.	6-5	235
	38	Reginald Allen Jr.	Fr.	6-0	228
	45	Nathan Griffin	r-So.	6-1	232
	48	Niko Cooper	r-Sr.	6-5	242
	50	Lonnie Rice	r-So.	6-2	236
	51	Devon Lynch	r-Jr.	6-1	231
	59	SEBASTIAN BENJAMIN	R-JR.	6-2	240
CB	4	ANTHONY JOHNSON JR. JR.	5-10	180	
	5	ROME WEBER	R-SR.	5-11	190
	14	Davion Williams	r-Sr.	6-0	180
	21	Upton Stout	r-So.	5-9	180
	27	Nazir Ward	Fr.	6-0	170
SAF	6	T.J. Springer	r-Jr.	6-1	195
	7	Takulve Williams	r-Sr.	6-0	211
	11	TALIQUE ALLEN	R-SO.	6-1	200
	16	KENDRICK SIMPKINS JR.	6-0	196	
	19	Virgil Marshall	So.	6-0	205
	25	Rickie Davis Jr.	r-So.	6-0	198
	28	Ely George	r-So.	5-11	205
	30	Xavier Shaw	r-So.	6-0	185

SPECIALISTS (LISTED NUMERICALLY)

(PREVIOUS GAME STARTERS IN BOLD)

K	17	LUCAS CARNEIRO	R-FR.	5-11	175
	39	Antonio Chadha	r-Fr.	5-8	210
P	46	CORY MUNSON	SR.	6-2	210
	47	Tom Ellard	r-So.	5-10	170
	54	Jared White	Fr.	6-2	211
KO	46	CORY MUNSON	SR.	6-2	210
LS	52	TREY NAUGHTON	R-FR.	6-0	195
	55	Rex Robich	r-So.	6-3	225


PRONUNCIATION GUIDE

3	Ja QUES Evans	juh-QUEZ
7	Ta KULVE Williams	Tuh-cull-vay
18	MO USSA Barry	Moose-a
19	JA VY Bunton	JV
23	RASH ION Hodge	Ray-she-on
32	Kylan GUIDRY	Gid-ree
39	Antonio CHADHA	Chod-uh
42	Trent ZAPPE	Zap-ee
48	NI KO Cooper	NEE-co
74	Michael ONDELACY	On-duh-lace-ee
80	ZE' VIAN Capers	Zay-vee-on
82	Denzil ALLEYNE	Uh-lean
84	Elvin FOFANAH	Foe-fan-uh
99	KENYONTE Davis	Ken-yawn-tay

Full-Time ASSISTANT COACHES

IN-GAME COACHING LOCATION

Andy LaRussa, Special Teams/Tight Ends	Sideline
Tyson Summers, Defensive Coordinator	Sideline
Drew Hollingshead, Offensive Coordinator/QBs	Sideline
Zach Lankford, Co-OC/Offensive Line	Sideline
Andre Crenshaw, Running Backs	Sideline
Da'Von Brown, Defensive Backs	Sideline
Michael Spurlock, Receivers	Sideline
Carson Hall, Defensive Line	Sideline
Davis Merritt, Inside Linebackers	Press Box
Jamar Chaney, Outside Linebackers	Sideline
Jason Martin, Defensive Backs Pass Game Specialist	Sideline



ANDY LARUSSA
SIDELINE



TYSON SUMMERS
SIDELINE



DREW HOLLINGSHEAD
SIDELINE



ZACH LANKFORD
SIDELINE



ANDRE CRENSHAW
SIDELINE



DA'VON BROWN
SIDELINE



MICHAEL SPURLOCK
SIDELINE



CARSON HALL
SIDELINE



DAVIS MERRITT
PRESS BOX



JAMAR CHANEY
SIDELINE

Head Coach TYSON HELTON

The Helton FILE

Born: June 20, 1977
Hometown: Gainesville, Fla.
College: Houston, '99
Wife: April
Children: Shelby, Presley, Cole, Clay

Coaching CAREER

2000	Hawaii	Graduate Assistant
2001-03	Hawaii	Special Teams Coor
2004-06	Memphis	TE/Special Teams Coor
2007-11	UAB	Quarterbacks
2012	UAB	Running Backs
2013	Cincinnati	TE/Special Teams Coor
2014-15	WKU	Offensive Coor/QBs
2016-17	USC	Passing Game/QBs
2018	Tennessee	Offensive Coor/QBs

2019-present WKU Head Coach

RESULTS (38-26 Overall)

2019 (9-4 OVR, 6-2 CUSA // 4-2 H, 4-1 A, 1-1 N)

Aug. 29	Central Arkansas	L, 28-35
Sept. 7	at FIU*	W, 20-14
Sept. 14	vs. Louisville%	L, 21-38
Sept. 28	UAB*	W, 20-13
Oct. 5	at Old Dominion*	W, 20-3
Oct. 12	Army	W, 17-8
Oct. 19	Charlotte* (HC)	W, 30-14
Oct. 26	at Marshall*	L, 23-26
Nov. 2	Florida Atlantic*	L, 24-35
Nov. 9	at Arkansas	W, 45-19
Nov. 23	at Southern Miss*	W, 28-10
Nov. 30	Middle Tennessee*	W, 31-26
Dec. 30	vs. Western Michigan^ (SERVPRO First Responder Bowl)	W, 23-20

2020 (5-7 OVR, 4-3 CUSA // 3-2 H, 2-4 A, 0-1 N)

Sept. 12	at Louisville	L, 21-35
Sept. 19	Liberty	L, 24-30
Oct. 3	at Middle Tennessee*	W, 20-17
Oct. 10	Marshall* (HC)	L, 14-38
Oct. 17	at UAB*	L, 14-37
Oct. 24	Chattanooga	W, 13-10
Oct. 31	at #10/11 BYU	L, 10-41
Nov. 7	at Florida Atlantic*	L, 6-10
Nov. 14	Southern Miss*	W, 10-7
Nov. 21	FIU*	W, 38-21
Dec. 6	at Charlotte*	W, 37-19
Dec. 26	vs. Georgia State^ (LendingTreeBowl)	L, 21-39

2021 (9-5 OVR, 7-1 CUSA // 4-2 H, 4-3 A, 1-0 N)

Sept. 2	UT Martin	W, 59-21
Sept. 11	at Army	L, 35-38
Sept. 18	Indiana	L, 31-33
Oct. 2	at #16/17 Michigan St.	L, 31-48
Oct. 9	UTSA*	L, 46-52
Oct. 16	at Old Dominion*	W, 43-20
Oct. 23	at FIU*	W, 34-19
Oct. 30	Charlotte* (HC)	W, 45-13
Nov. 6	Middle Tennessee*	W, 48-21
Nov. 13	at Rice*	W, 42-21
Nov. 20	Florida Atlantic*	W, 52-17
Nov. 27	at Marshall*	W, 53-21
Dec. 3	at UTSA^	L, 41-49
Dec. 18	vs. App State (Boca Raton Bowl)	W, 59-38

2022 (9-5 OVR, 6-2 CUSA // 4-2 H, 4-3 A, 1-0 N)


Aug. 27	Austin Peay	W, 38-27
Sept. 3	at Hawaii	W, 49-17
Sept. 17	at Indiana	L, 30-33 OT
Sept. 24	FIU*	W, 73-0
Oct. 1	Troy	L, 27-34
Oct. 8	at UTSA*	L, 28-31
Oct. 15	at Middle Tennessee*	W, 35-17
Oct. 21	UAB*	W, 20-17
Oct. 29	North Texas* (HC)	L, 13-40
Nov. 5	at Charlotte*	W, 59-7
Nov. 12	Rice*	W, 45-10
Nov. 19	at Auburn	L, 17-41
Nov. 26	at FAU*	W, 32-31 OT
Dec. 21	vs. South Alabama (R+L Carriers New Orleans Bowl)	W, 44-23

2023 (6-5 OVR, 4-3 CUSA // 4-2 H, 2-3 A, 0-0 N)

Sept. 2	South Florida	W, 41-24
Sept. 9	Houston Christian	W, 52-22
Sept. 16	at No. 6/4 Ohio State	L, 10-63
Sept. 23	at Troy	L, 24-27
Sept. 28	Middle Tennessee*	W, 31-10
Oct. 5	at Louisiana Tech*	W, 35-28
Oct. 17	at Jacksonville State*	L, 17-20
Oct. 24	Liberty*	L, 29-42
Nov. 4	at UTEP*	W, 21-13
Nov. 11	New Mexico State*	L, 29-38
Nov. 18	Sam Houston*	W, 28-23

RECORD BREAKDOWN

	In	Under
	2023 Helton	
Overall Record	6-5	38-26
Conference USA	4-3	27-11
Non-Conference	2-2	11-14
Home	4-2	19-10
Away	2-3	16-14
Neutral	0-0	3-2
Artificial Turf	6-5	35-21
Natural Grass	0-0	3-5
Day Games	2-3	25-13
Night Games	4-2	13-13
TV Networks		
ESPN +	3-1	15-5
ESPN 3	0-0	5-0
Watch Stadium	0-0	3-4
CBS Sports Net	2-0	9-3
Fox Sports Net	0-0	0-3
FOX	0-1	0-1
ESPN	1-0	4-2
ACC/B1G/SEC Net	0-0	1-4
ESPNU	0-3	0-4
In August	0-0	1-1
In September	3-2	8-8
In October	1-2	11-11
In November	2-1	14-4
In December	0-0	3-2
Scoring 0-9 points	0-0	0-1
Scoring 10-19 points	0-2	3-7
Scoring 20-29 points	2-3	9-12
Scoring 30-39 points	2-0	10-4
Scoring 40+ points	2-0	16-2
Allowing 0-9 points	0-0	5-0
Allowing 10-19 points	2-0	17-1
Allowing 20-29 points	4-2	14-3
Allowing 30-39 points	0-1	2-14
Allowing 40+ points	0-2	0-8
Scoring First	3-4	21-10
Opponent Scores First	3-1	5-16
Leading after 1st Quarter	4-3	17-6
Tied after 1st Quarter	1-1	11-6
Trailing after 1st Quarter	1-1	10-14
Leading at Half Time	4-2	28-5
Tied at Half Time	1-0	4-2
Trailing at Half Time	1-3	6-19
Leading after 3rd Quarter	5-1	33-3
Tied after 3rd Quarter	0-0	2-2
Trailing after 3rd Quarter	1-4	3-21
Overtime Games	0-0	1-1



Tyson Helton was named Western Kentucky University's 21st head football coach on November 27, 2018. The 2023 campaign is his fifth season at the helm of the Hilltopper program after producing a 32-21 mark (including 23-8 in CUSA play) and reaching four bowl games in his first four years.

Helton's program faced a lot of uncertainty heading into the 2022 campaign after losing record-setting quarterback Bailey Zappe along with both coordinators, but Helton added the right pieces to put the Hilltoppers back together and produced another 9-5 season. Transfer quarterback Austin Reed led the nation in passing yards offensively while Helton's defense led college football in forced turnovers. The team's success throughout the regular season culminated in an appearance at the 2022 R+L Carriers New Orleans Bowl where the Tops defeated a 10-win South Alabama team, 44-23.

The 2021 season was arguably Helton's best on The Hill as the Tops strung together a 9-4 record that featured a CUSA East Division Title and a victory over App State in the Boca Raton Bowl. Helton also led the WKU offense to a historic season that saw quarterback Bailey Zappe set new NCAA record in passing yards and touchdowns in a single season. At year's end, Zappe was drafted by the New England Patriots, joining defensive end DeAngelo Malone who was drafted by his hometown Atlanta Falcons.

WKU finished the 2020 campaign with a 5-7 overall record, including a 39-21 loss to Georgia State in the 22nd Annual LendingTree Bowl. The Hilltoppers were only 1-of-16 college football teams in the nation to play in 12 or more games during the COVID-19-affected year.

In his first season as head coach at WKU, Helton led the Hilltoppers to one of the best turnarounds in the nation. With a 9-4 overall record in 2019, WKU tripled its 2018 win total (3-9) and matched the number of victories from the previous two years combined (9-16).

The Hilltoppers' six-win improvement from 2018-to-2019 tied for the third-best in FBS, behind only Navy (8) and Central Michigan (7). WKU was voted to finish fifth in the East in the preseason Conference USA poll, but concluded the year tied for second with a 6-2 league record.

Because of the team's success, Helton was voted 2019 C-USA Coach of the Year, the first Hilltopper head coach since Jack Harbaugh was the Ohio Valley Conference Coach of the Year in 2000. It was only the sixth conference Coach of the Year honor in program history, with the previously-mentioned Harbaugh, Jimmy Feix (1973, 1978 and 1980) and Nick Denes (1963) as the only other WKU head coaches to earn the recognition.

Tyson and his father Kim (at Houston in 1996 – with Tyson on the team as a freshman), are the only father-son duo to each be named Coach of the Year in CUSA's 25-year history in any sport. The Heltons are the first father-son

duo to each be named Coach of the Year in any FBS league since the Bowdens – Tommy (Clemson in 2003) and Bobby (Florida State in 1993 and 1997) – in the Atlantic Coast Conference.

WKU's 2019 season boasted notable wins over five bowl teams (9-5 UAB, 7-6 Southern Miss, 7-6 Charlotte, 7-6 Western Michigan and 6-7 FIU) as well as only 1-of-3 C-USA victories over a Power Five opponent this season; a 45-19 statement win at Arkansas in which the Hilltoppers led 35-7 at half time. The Hilltoppers also claimed a 17-8 win over Army, a game in which WKU "out-Armyed Army" – winning the time of possession battle 38-to-22 and out-rushing the Black Knights 225-to-137.

A direct reflection of coaching and discipline, the Hilltoppers were only called for 53 penalties all season long which ranked third in FBS. Also, WKU's time of possession was 23rd in the nation, with a 32-to-28 advantage on average.

Helton returned to WKU three years removed from the 2015 football season which ended with the Hilltoppers' final Associated Press ranking of 24 – the highest in school history – and a school-record 12 victories, including the first-ever FBS conference championship. Helton's previous tenure coincided with quarterback Brandon Doughty's astronomical ascension up the NCAA's career record book and total rewriting of the program's own offensive records.

Helton's had otherworldly success as WKU's offensive coordinator and quarterbacks coach in 2014 and 2015 under then-head coach Jeff Brohm. WKU's offensive numbers ranked among the nation's elite during Helton's two years on the staff and featured the first-ever 4,500-yard passer (Brandon Doughty) and 1,500-yard rusher (Leon Allen) in the same season in FBS history in 2014.

WKU broke more than two dozen school offensive records under Helton, including the points scored record in each of his two years. The Hilltopper offense was in the national Top 10 in 2015 in passing efficiency (1st, 177.4), scoring (3rd, 44.3), passing (4th, 372.2), first downs (8th, 349) and total yards (9th, 526.4).

In 2014, WKU became the first NCAA program with a 4,500-yard passer and 1,500-yard rusher while winning the Bahamas Bowl to finish 8-4. That season, they were second nationally in passing (374.3), fourth in total offense (534.6) and sixth in scoring offense (44.4) and first downs (351).

Helton was among four finalists for the 2015 FootballScoop.com Offensive Coordinator of the Year Award. He coached quarterback Brandon Doughty to back-to-back Conference USA MVP honors as he threw 97 touchdown passes in 2014 and 2015 (the most in NCAA history in consecutive seasons). Doughty led the nation in 2015 in completion percentage (71.9), passing touchdowns (48), passing yards (5,055) and points responsible for (304) while ranking second in passing efficiency (176.5).

The MATCHUP

Most Recent Meeting | Sept. 24, 2022 | Bowling Green, Ky.

FIU	0	0	0	0	0
WKU	14	28	17	14	73



SCORING SUMMARY

Team	Q	Time	Scoring Play	Pl-Yds	TOP	Score
WKU	1	5:16	Corley 76-yard pass from Reed (Narveson kick)	5-94	1:26	0-7
WKU	1	0:00	Beljan 9-yard pass from Reed (Narveson kick)	7-84	3:14	0-14
WKU	2	10:36	Corley 19-yard pass from Reed (Narveson kick)	7-66	2:26	0-21
WKU	2	8:23	Smith 12-yard pass from Reed (Narveson kick)	4-42	1:49	0-28
WKU	2	4:01	Ervin-Poindexter 19-yard run (Narveson kick)	4-80	0:54	0-35
WKU	2	0:26	Davis 4-yard pass from Reed (Narveson kick)	7-48	0:58	0-42
WKU	3	12:30	Ervin-Poindexter 7-yard run (Narveson kick)	6-75	2:30	0-49
WKU	3	6:22	Narveson 30-yard field goal	9-41	4:57	0-52
WKU	3	3:31	Messer 44-yard pass from Ocean (Narveson kick)	3-51	1:09	0-59
WKU	4	13:03	Key 5-yard fumble recovery (Narveson kick)	--	--	0-66
WKU	4	1:20	Sanders 35-yard run (Narveson kick)	7-82	2:44	0-73

GAME BREAKDOWN

	FIU	WKU
FIRST DOWNS	10	32
Rushing	3	10
Passing	6	20
Penalty	1	2
NET YARDS RUSHING	61	210
Attempts	33	27
Avg. Per Rush	1.8	7.8
Rushing TDs	0	3
Yards Gained	80	227
Yds. Lost	19	17
NET YARDS Passing	124	478
Comp. - Att. - Int.	19-35-1	37-45-1
Avg. / Att.	3.5	10.6
Avg. / Comp.	6.5	12.9
TDs	0	6
TOTAL OFFENSE YARDS	185	688
Plays	68	72
Avg. / Play	2.7	9.6
Fumbles - Lost	2-1	0-0
Penalties - Yards	7-74	4-25
PUNTS-YARDS	10-444	2-77
Avg. / Punt	44.4	38.5
Net / Punt	42.4	38.5
Inside 20	4	0
50+ Yards	4	0
Touchbacks	1	0
Fair Catch	5	1
KICKOFFS-YARDS	1-65	12-720
Avg. Yards / Kickoff	65.0	60.0
Net Yards / Kickoff	45.0	44.9
Touchbacks	1	6
Fair Catch	0	0
RETURNS		
Punt: Total - Yards - TDs	0-0-0	0-0-0
Punt: Avg. / Return	NaN	NaN
Kickoff: Total - Yards - TDs	6-61-0	0-0-0
Kickoff: Avg. / Return	10.2	NaN
INT: Total - Yards - TDs	1-0-0	1-0-0
Fumble: Total - Yards - TDs	0-0-0	1-50-1
MISCELLANEOUS		
Miscellaneous Yards	0	0
Possession Time	30:32	29:28
3rd Down Conversions	2 of 16	4 of 8
4th Down Conversions	2 of 4	0 of 1
Red-Zone Scores-Chances	0-0	7-8
Touchdowns	0-0	6-8
Field Goals	0-0	1-8
Sacks: Total - Yards	1-2	0-0
PAT: Total - Made	0-0	10-10
Field Goals: Total - Made	0-0	1-1

STAT LEADERS

WKU			
PASSING	C-A-I	Yds	TD
Reed	30-35-0	381	5
Ocean	3-6-1	72	1
RUSHING	Att.	Yds	TD
Sanders	4	73	1
Robichaux	10	63	0
Hall	1	29	0
Ervin-Poindexter	4	29	2
RECEIVING	No.	Yds	TD
Corley	3	123	2
Davis	6	75	1
Simon	3	55	0
Messer	1	44	1
Smith	2	20	1
Beljan	1	9	1
FIU			
PASSING	C-A-I	Yds	TD
James	13-22-0	85	0
Carlson	6-13-1	39	0
RUSHING	Att.	Yds	TD
Joseph	14	31	0
Wilson	6	18	0
RECEIVING	No.	Yds	TD
Jefferson	4	27	0
Miamen	2	19	0

SERIES NOTES

- Saturday's game will mark the 17th meeting all-time between WKU and FIU.
- The Hilltoppers lead the series 10-6, and have won four consecutive meetings.
- WKU hasn't lost to FIU under current Head Coach Tyson Helton.

QUICK FACTS

	WKU	FIU
Nickname	Hilltoppers	Panthers
Location	Bowling Green, Ky.	Miami, Fla.
Founded	1906	1972
Enrollment	16,750	55,000
Colors	Red and White	Blue and Gold
Mascot	Big Red	Roary
Home Venue	Houchens-Smith Stadium	FIU Stadium
Stadium Capacity	22,113	20,000
2023 Overall Record	3-2	4-7
2023 Conference Record	1-0, CUSA	1-6 CUSA

2023 STATISTICAL COMPARISON

	WKU	FIU
Scoring Offense	28.8	19.4
Scoring Defense	28.2	31.0
Rushing Offense	111.2	93.7
Rushing Defense	202.0	201.5
Passing Offense	283.8	227.6
Passing Defense	237.6	237.9
Total Offense	395.0	321.3
Total Defense	439.6	439.4
Total Penalties/Yards Average	50/37.9	67/53.9
Time of Possession	27:47	27:11
Third Down Off./Def.	39%/38%	26.3%/38.3%
Fourth Down Off./Def.	59%/68%	46.7%/52.9%
Sacks For/Allowed	22/7	15/43
Touchdowns For/Allowed	42/40	27/40
Red Zone TD Off./Def.	25-33/23-39	18-33/21-42
Field Goal Attempts	8-11	9-12

WKU'S WEEKLY SCHEDULE

20 MONDAY	21 TUESDAY	22 WEDNESDAY
Team Practice Weekly presser w/ Tyson Helton & Coordinators – 11 a.m.	Team Practice Post-practice player interviews – 6 p.m.	Team Practice No media availability
23 THURSDAY	24 FRIDAY	25 SATURDAY
Team Practice No media availability	Team Practice No media availability	Game 12 at FIU Kickoff – 2 p.m. CT

THE HILLTOPPERS NATIONALLY (2022)
Passing Yards

Player	YDS
1. Austin Reed (WKU)	4,746
2. Michael Penix Jr. (Washington)	4,641
3. Caleb Williams (USC)	4,537
4. Drake Maye (North Carolina)	4,321
5. Kyle Vantrease (Georgia Southern)	4,243

Points Responsible For

Player	PRF
1. Caleb Williams (USC)	312
2. Austin Reed (WKU)	296
3. Clayton Tune (Houston)	276
4. Drake Maye (North Carolina)	272
5. Bo Nix (Oregon)	266

Passing Yards Per Game

Player	YPG
1. Michael Penix Jr. (Washington)	357.0
2. Austin Reed (WKU)	339.0
3. Kyle Vantrease (Georgia Southern)	326.4
4. Caleb Williams (USC)	324.1
5. Clayton Tune (Houston)	313.4

Passing Touchdowns

Player	TDS
1. Caleb Williams (USC)	42
2. C.J. Stroud (Ohio State)	41
3. Austin Reed (WKU)	40
Clayton Tune (Houston)	40
5. Sam Hartman (Wake Forest)	38
Drake Maye (North Carolina)	38

Total Offense

Player	YPG
1. Michael Penix Jr. (Washington)	364.1
2. Drake Maye (North Carolina)	358.5
3. Clayton Tune (Houston)	355.2
4. Austin Reed (WKU)	355.0
5. Caleb Williams (USC)	351.4

Receiving Yards

Player	YPG
1. Nathaniel Dell (Houston)	1,398
2. Charlie Jones (Purdue)	1,361
3. Rashee Rice (SMU)	1,355
4. Malachi Corley (WKU)	1,295
5. Jalin Hyatt (Tennessee)	1,267

Defensive Touchdowns

Team	TD
1. WKU	6
Iowa	6
3. Pitt	5
4. Cincinnati + 8 teams	4

Turnovers Gained

Team	TOG
1. WKU	32
Illinois	32
3. Louisville	30
Middle Tenn.	30
5. Marshall	29

Interceptions

Team	INT
1. Illinois	24
2. Middle Tennessee	20
3. WKU	19
NC State	19
USC	19

TOPS ON TOP

From 2014-2022, WKU won more games than any Conference USA league member.

TEAM	2014-22
WKU	72-47
LA Tech	63-51
MTSU	58-54
UAB	56-32
UTSA	56-56
Fla. Atl.	51-58
N. Texas	49-64
FIU	41-63
Rice	33-71
UTEP	33-73
Charlotte	29-62

CHANGING COLLEGE FOOTBALL THROUGH THE TRANSFER PORTAL

Head Coach Tyson Helton has not been shy about his intentions to continue utilizing the transfer portal to build his team each year. In his media day to kick off the season, Helton certainly pounded home that exact point.

"I really like the transfer portal. I've said that all along. It has its goods and its bads. The good thing is you can always transform a roster when you need to. I don't think there's really any excuses anymore to say hey, well we weren't really able to get this guy or develop this group or we're really young, because you have an opportunity from year to year to create the team you want to create."

This year's WKU Football roster includes...

- 52 total transfers
- 15 transfers who previously played at Power 5 programs
- 8 transfers from Group of 5 programs
- 7 transfers from FCS programs
- 21 transfers from Division II/junior colleges

Thanks to Helton's willingness to adopt and embrace the transfer portal, ESPN last fall named him one of **The 11 Biggest Power Brokers and Advocates Shaping the Future of College Football.**

"I look at NFL free agency," Helton told ESPN. "You get an opportunity to make your team what you want it to be every year. You know, you can't get down when a guy leaves, because there's the next star out there somewhere and you just got to keep flipping those rocks over to find them. My job as a head coach is to recreate that team and to get that production again. The next Bailey Zappe is out there somewhere."



Talking POINTS

REED AND EVANS EARN CONFERENCE USA PRESEASON AWARDS

Austin Reed was selected as the Conference USA Offensive Player of the Year while JaQués Evans was named Conference USA Defensive Player of the Year, league officials announced in July. Reed is coming off a 2022 season in which he was the leading passer in all of college football with 4,746 yards. The Florida native also tossed 40 touchdowns while rushing for an additional eight. Reed's biggest performance of the season came in WKU's win over South Alabama in the New Orleans Bowl when he threw for 497 yards and four touchdowns, which led to him being named the bowl game's MVP. Reed was also named Conference USA's Newcomer of the Year at the end of the season.

Evans was WKU's leading tackler in 2022 with 106 takedowns, including 14 tackles for loss and nine sacks. The sophomore linebacker also broke up four passes, hurried the quarterback eight times and recovered two fumbles. In WKU's bowl-clinching victory against Rice, Evans returned a fumble for a touchdown, one of the WKU defense's six touchdowns on the season, which led all of college football. Evans and the Hilltopper defense also forced 32 turnovers on the season, which was the best mark in the country. He hit double-digit tackles on three games throughout the year, his season-high being 15 against North Texas. Evans was named to CUSA's First Team at season's end for his big year.

REED AND CORLEY NAMED TO MAXWELL AWARD WATCH LIST

WKU quarterback Austin Reed and receiver Malachi Corley were named to the Maxwell Award watch list, the Maxwell Football Club announced in July. The Maxwell Award has been presented annually to the most outstanding player in college football since 1937 and is named in honor of Robert "Tiny" Maxwell who was a former standout at Swarthmore College and a renowned sports writer and football official. The Maxwell Football Club along with Pro Football Focus (PFF) and Phil Steele Publications will once again partner for the selection committee for this award. PFF provides detailed metrics and performance-based assessments to selection committee staff, with several senior PFF analysts are members of the Maxwell Football Club selection committee. Phil Steele's College Football Preview is generally recognized as the most complete preseason magazine. Semifinalists for the Maxwell Award will be announced November 13, 2023, while the three finalists for the Maxwell Award will be unveiled November 28, 2023. The winners of the 87th Maxwell Award will be announced as part of the ESPN Home Depot College Football Awards Show held on December 7, 2023. The formal presentations of the Maxwell Award will be made at the Maxwell Football Club Awards in March 2024.

EVANS NAMED TO THREE DEFENSIVE WATCH LISTS

WKU linebacker JaQués Evans has racked up four preseason watch lists nominations including the Bronko Nagurski Trophy, Butkus Award, and the Bednarik Award. The Bronko Nagurski Trophy is awarded to the top defensive player in college football, voted on by members of the FWAA and the Charlotte Touchdown Club. Finalists for the Bronko Nagurski Trophy will be announced on November 15 with the winner being unveiled December 4 at the Bronko Nagurski Awards Banquet in Charlotte, N.C. The Butkus Award selects the top 51 linebackers in the country as a nod to the storied "51" pro jersey worn by the award's namesake, Dick Butkus, who was named by NFL Films as the greatest defensive player in football history. The award semifinalists are expected to be named Oct. 30 with finalists to follow Nov. 20. The winner will be named on or before Dec. 6. The Bednarik Award has been presented to the College Defensive Player of the Year since 1994 and is named in honor of Chuck "Concrete Charlie" Bednarik who was an All-American player at the University of Pennsylvania and later a multiple year All Pro linebacker and center for the Philadelphia Eagles. He is a member of both the College and Pro Football Halls of Fame and was the last NFL player to be a full-time player on both offense and defense. Semifinalists for the Chuck Bednarik Award will be announced November 13, 2023, while the three finalists for the Bednarik Award will be unveiled November 28, 2023. The winners of the 29th Chuck Bednarik Award will be announced as part of the ESPN Home Depot College Football Awards Show held on December 7, 2023. The formal presentations of the Chuck Bednarik Award will be made at the Maxwell Football Club Awards in March 2024.

IT RUNS IN THE FAMILY

The 2023 Hilltoppers feature all sorts of family ties up and down the roster. Redshirt freshman quarterback Turner Helton is the nephew of head coach Tyson Helton. Coach Helton's brother, Clay Helton, who is the head football coach at Georgia Southern, is Turner Helton's father. The other redshirt freshman quarterback on the roster, Caden Veltkamp, is the son of WKU's head strength and conditioning coach, Jason Veltkamp. The all-star duo of Bailey Zappe and Jerreth Sterns from the 2021 WKU team both have younger brothers suiting up for the Tops this season. Redshirt sophomore Josh Sterns plays wide receiver for WKU while redshirt freshman Trent Zappe is part of WKU's linebacker room.

HOMETOWN HEROES

WKU features seven players this season from Bowling Green, Ky. Javy Bunton, Terrion Thompson, Zach Burt, and Elvin Fofanah all came to The Hill from Bowling Green High School while Caden Veltkamp and Colt Jackson attended South Warren High School. Lofton Howard is the only Bowling Green native on the roster to attend Greenwood High School.

2023 PRESEASON HONORS

AUSTIN REED

East-West Shrine Bowl 1000
CUSA Preseason Offensive Player of the Year
Maxwell Award Watch List
Wuerffel Trophy Watch List
Davey O'Brien Award Watch List
Walter Camp Award Watch List
Manning Award Watch List
ESPN College Football's Top 100
Reese's Senior Bowl Watch List

MALACHI CORLEY

Phil Steele Preseason All-American
East-West Shine Bowl 1000
Maxwell Award Watch List
Wuerffel Trophy Watch List
Biletnikoff Award Watch List
Bruce Feldman's Freak List
Reese's Senior Bowl Watch List

JAQUES EVANS

2023 All-State AFCA Good Works Team Nominee
East-West Shine Bowl 1000
CUSA Preseason Defensive Player of the Year
Bronko Nagurski Trophy Watch List
Wuerffel Trophy Watch List
Butkus Award Watch List
Bednarik Award Watch List

QUANTAVIOUS LESLIE

East-West Shrine Bowl 1000
Outland Trophy Watch List

DAVION ERVIN-POINDEXTER

Doak Walker Award Watch List

UPTON STOUT

Jim Thorpe Award Watch List

WES DORSEY

East-West Shrine Bowl 1000

CUSA PLAYERS OF THE WEEK

Aug. 28

O: WR Smoke Harris, La Tech
D: S Jeremiah Harris, Jax State
ST: P Jack Dawson, Jax State

Sept. 4

O: WR Kris Mitchell, FIU
D: LB *JaQués Evans, WKU*
ST: K *Lucas Carneiro, WKU*

Sept. 11

O: RB Kejon Owens, FIU
D: LB Tyrice Knight, UTEP
ST: K Jacob Barnes, La Tech

Sept. 18

O: QB Kaidon Salter, Liberty
D: LB Sam Brumfield, MTSU
ST: K Ethan Albertson, NMSU

Sept. 25

O: QB Kaidon Salter, Liberty
D: DL Chris Hardie, Jax State
ST: P Jack Dawson, Jax State

Oct. 2

O: QB Logan Smothers, Jax State
D: LB Bryson Washington, WKU
ST: PR Smoke Harris, LA Tech

Oct. 9

O: WR *Malachi Corley, WKU*
D: DL Chris Hardie, Jax State
ST: P Max Morgan, Liberty

Oct. 16

O: QB Diego Pavia, NMSU
D: DL *Maurice Westmoreland, UTEP*
ST: P Joshua Sloan, UTEP

Oct. 23

O: QB Zion Webb, Jax State
D: LB Reggie Peterson, FIU
ST: K Alen Karajic, Jax State

Oct. 30

O: QB Kaidon Salter, Liberty
D: DL J-Rock Swain, Jax State
ST: K Buzz Flabiano, UTEP

Nov. 6

O: RB Quinton Cooley, Liberty
D: DB DaMarcus Crosby, SHSU
ST: K Colby Sessums, SHSU

Nov. 13

O: QB Kaidon Salter, Liberty
D: LB Kavian Gaitther, SHSU
ST: K Ethan Albertson, NMSU

Nov. 20

O: QB Diego Pavia, NMSU
D: LB Gabe Peterson, NMSU
ST: DB Kekoura Tamue, Jax State

TOPS IN THE WKU RECORD BOOK

Completions (Career)

Player	Completions
1. Brandon Doughty, 2011-15	1,023
2. Jef Cesarone, 1984-87	735
3. Austin Reed, 2021-pres.	652
4. Kawaun Jakes, 2009-12	648
5. Mike White, 2016-17	648

Touchdown Passes (Career)

Player	TDs
1. Brandon Doughty, 2011-15	111
2. Austin Reed, 2022-pres.	67
3. Mike White, 2016-17	63
4. Bailey Zappe, 2021	62
5. Kawaun Jakes, 2009-12	51

Receptions (Career)

Player	Receptions
1. Taywan Taylor, 2013-16	253
2. Malachi Corley, 2020-pres.	249
3. Lucky Jackson, 2016-19	209
4. Nicholas Norris, 2013-16	194
5. Willie McNeal, 2010-14	171

Touchdown Receptions (Career)

Player	TDs
1. Taywan Taylor, 2013-16	41
2. Malachi Corley, 2020-pres.	28
3. Nicholas Norris, 2013-16	26
4. Eddie Preston, 1976-79	22
5. Willie McNeal, 2010-14	21
Porter Williams, 1970-73	21
7. Jared Dangerfield, 2014-15	19
Curtis Hamilton, 2004-07	19
Jay Davis, 1968-71	19
10. Jerreth Sterns, 2021	17

Receiving Yards (Career)

Player	Yards
1. Taywan Taylor, 2013-16	4,234
2. Nicholas Norris, 2013-16	3,091
3. Malachi Corley, 2020-pres.	2,955
4. Lucky Jackson, 2016-19	2,680
5. Curtis Hamilton, 2004-07	2,324
6. Jay Davis, 1968-71	2,236
7. Willie McNeal, 2010-14	2,181
8. Keith Paskett, 1983-86	2,117
9. Eddie Preston, 1976-79	2,083
10. Joey Stockton, 1995-97	2,057

Field Goals, Made (Career)

Player	FGs
1. Garrett Schwettman, 2012-15	54
2. Brayden Narveson, 2020-22	51
Chris James, 2004-07	51
4. Peter Martinez, 2000-02	49
5. Dan Maher, 1985-88	47
6. Jeff Poisel, 1996-99	31
7. Matt Lange, 2002-03	23
8. Cory Munson, 2019-pres.	20
9. Jim Griffiths, 1980-82	19
10. Ryan Nuss, 2015-18	18

ALL-CENTURY TEAM

WKU is playing its 105th season of football this fall. The program played its first game in 1913. The Hilltoppers celebrated their 100th season of football in 2018 and, uniquely enough, it was also the 100th season of men's basketball and baseball on The Hill. To celebrate, WKU voted on and named an All-Century Team and wore a commemorative patch on the team's jerseys.

WKU FOOTBALL ALL-CENTURY TEAM (2018)

CO-HEAD COACHES

Jimmy Feix	1968-83
Jack Harbaugh	1989-02

OFFENSE

Brandon Doughty	2013-15	Quarterback
Bobby Rainey	2008-11	Running Back
Dickie Moore	1965-68	Running Back
Jack Doyle	2009-12	Tight End
Taywan Taylor	2013-16	Wide Receiver
Porter Williams	1970-73	Wide Receiver
Nicholas Norris	2013-16	Wide Receiver
Forrest Lamp	2013-16	Offensive Line
Buster Ashley	2001-04	Offensive Line
Chris Price	1999-02	Offensive Line
David Carter	1973-76	Offensive Line
Jim "Yogi" Hardin	1955-58	Offensive Line

BOLD - Denotes captain of that group

DEFENSE

Lawrence Brame	1967-70	Defensive Line
John Bushong	1971-74	Defensive Line
Tim Ford	1979-81	Defensive Line
Quanterus Smith	2009-12	Defensive Line
Sherrod Coates	1999-02	Linebacker
Paul Gray	1980-83	Linebacker
Rick Green	1972-75	Linebacker
Dale Lindsey	1963-64	Linebacker
Jim Burt	1961-64	Defensive Back
Joseph Jefferson	1998-01	Defensive Back
Virgil Livers	1971-74	Defensive Back
Mel Mitchell	1999-01	Defensive Back

SPECIAL TEAMS/ALL-PURPOSE

Garrett Schwettman	2012-15	Kicker
Brian Claybourn	2001-04	Punter
Antonio Andrews	2010-13	Kick Returner
Joey Stockton	1994-97	Kick Returner
Willie Taggart	1995-98	All-Purpose

PRO TOPS

Hilltoppers going on to play at the next level has become a regular tradition for WKU as 12 former Tops currently have spots on NFL rosters. Nine former Hilltoppers are listed on active NFL rosters, while there are three on practice squads.

Player	Years at WKU	NFL Team
George Fant, OT	2011-15	Houston Texans
Tyler Higbee, TE	2011-15	Los Angeles Rams
Mike White, QB	2015-17	Miami Dolphins
Lucky Jackson, WR	2015-19	Minnesota Vikings*
DeAngelo Malone, DE	2017-21	Atlanta Falcons
Bailey Zappe, QB	2021	New England Patriots
Brodrick Martin, DT	2021-22	Detroit Lions
Kahlef Hailassie, DB	2021-22	Cleveland Browns
Jordan Meredith, OG	2016-20	Las Vegas Raiders
Devon Key, DB	2016-20	Denver Broncos*
Mitchell Tinsley, WR	2020-21	Washington Commanders
Mason Brooks, OL	2018-21	Washington Commanders*

*Denotes practice squad

NEW THREADS

WKU is wearing new uniform this fall, starting with a black pants, red top and chrome helmet combo in the Week 1 win over South Florida and a white out uniform in Week 2 against HCU. WKU debuted new helmets at No. 6/4 Ohio State. Stripes were added to the jerseys, the pants and the helmets this fall. There are bigger helmet decals and a new facemask cover. The pants also include the "Tops" script logo under the belt. WKU wore helmets featuring seven different variations of Big Red against Liberty, based on position, and broke out the old-school stacked WKU logo on helmets for the homecoming game against New Mexico State.

COACHING CAROUSEL

Of WKU's 11 full-time assistant coaches, only three (defensive coordinator Tyson Summers, special teams coordinator/tight ends coach Andy LaRussa, and co-offensive coordinator/O-line coach Zach Lankford) were on staff in 2022. Head coach Tyson Helton hired offensive coordinator and quarterbacks coach Drew Hollingshead, running backs coach Andre Crenshaw and receivers coach Michael Spurlock on the offensive side, and defensive backs coach Da'Von Brown, defensive line coach Carson Hall, inside linebackers coach Davis Merritt, outside linebackers coach Jamar Chaney, and defensive backs pass game specialist Jason Martin on the defensive side.

TOPS LIVE RADIO SHOW

Tune in for the Tops Live Radio Show on select Monday nights during the season. The show can be heard live on 100.7 FM and 1450 AM in Bowling Green, or seen on the WKU Athletics Facebook page via Facebook live.

COLLEGE PRESS BOX

Collegepressbox is the official media website for Division I football. Access and download game notes, quotes, statistics, media guides, headshots, logos and more for all FBS schools, conferences, postseason games, awards and the College Football Playoff. For access, please register for an account at collegepressbox.com/register.

UNIFORM TRACKER

Since 2013, the Hilltoppers have worn multiple jersey combinations. WKU switched to Nike uniforms in 2017 after wearing Russell previously. Here is the breakdown of WKU's record by uniform combination.

RECORD BY UNIFORM COMBINATION SINCE 2013

RED-RED (12-4)		
Sept. 28, 2013 Navy	W, 19-7	
Oct. 3, 2013 at UL Monroe	W, 31-10	
Nov. 30, 2013 Arkansas State	W, 34-31	
Aug. 29, 2014 Bowling Green	W, 59-31	
Oct. 4, 2014 UAB	L, 39-42	
Nov. 8, 2014 UTEP	W, 35-27	
Oct. 10, 2015 MTSU	W, 58-28	
Sept. 24, 2016 Vanderbilt	L, 30-31 (OT)	
Nov. 5, 2016 FIU	W, 49-21	
Sept. 8, 2018 Maine	L, 28-31	
Oct. 19, 2019 Charlotte	W, 30-14	
Sept. 19, 2020 Liberty	L, 24-30	
Oct. 30, 2021 Charlotte	W, 45-13	
Dec. 18, 2021 vs. App State	W, 59-38	
Nov. 11, 2022 vs. Rice	W, 45-10	
Sept. 28, 2023 vs. MTSU	W, 31-10	

RED-WHITE (9-4)		
Aug. 31, 2013 vs. Kentucky	W, 35-26	
Oct. 26, 2013 Troy	L, 26-32	
Dec. 24, 2014 vs. Central Michigan	W, 49-48	
Dec. 5, 2015 Southern Miss	W, 45-28	
Oct. 22, 2016 Old Dominion	W, 59-24	
Dec. 3, 2016 LA Tech	W, 58-44	
Sept. 2, 2017 Eastern Kentucky	W, 31-17	
Sept. 16, 2017 LA Tech	L, 22-23	
Oct. 14, 2017 Charlotte	W, 45-14	
Oct. 27, 2018 FIU	L, 17-38	
Oct. 12, 2019 Amy	W, 17-8	
Oct. 10, 2020 Marshall	L, 14-38	
Nov. 11, 2023 New Mexico State	L, 29-38	

RED-BLACK (12-5)		
Nov. 22, 2014 UTSA	W, 45-7	
Sept. 10, 2015 LA Tech	W, 41-38	
Nov. 7, 2015 Florida Atlantic	W, 35-19	
Sept. 1, 2016 Rice	W, 46-14	
Nov. 12, 2016 North Texas	W, 45-7	
Dec. 20, 2016 vs. Memphis	W, 51-31	
Oct. 28, 2017 Florida Atlantic	L, 28-42	
Nov. 17, 2017 MTSU	W, 41-38 (3OT)	
Sept. 14, 2019 vs. Louisville	L, 21-38	
Nov. 30, 2019 MTSU	W, 31-26	
Oct. 31, 2020 at #10/11 BYU	L, 10-41	
Nov. 14, 2020 Southern Miss	W, 10-7	
Oct. 9, 2021 UTSA	L, 46-52	
Nov. 6, 2021 MTSU	W, 48-21	
Aug. 27, 2021 Austin Peay	W, 38-27	
Oct. 29, 2022 North Texas	L, 13-40	
Sept. 2, 2023 South Florida	W, 41-24	

BLACK-RED (2-1)		
Nov. 2, 2019 Florida Atlantic	L, 24-35	
Nov. 20, 2021 Florida Atlantic	W, 52-17	
Nov. 18, 2023 Sam Houston	W, 28-23	

BLACK-WHITE (1-0)		
Nov. 17, 2018 UTEP	W, 40-16	

BLACK-BLACK (5-5)		
Oct. 15, 2013 Louisiana Lafayette	L, 20-37	
Oct. 25, 2014 Old Dominion	W, 66-51	
Nov. 15, 2014 Army	W, 52-24	
Nov. 27, 2015 Marshall	W, 49-28	
Sept. 29, 2018 Marshall	L, 17-20	
Aug. 29, 2019 Central Arkansas	L, 28-35	
Nov. 21, 2020 FIU	W, 38-21	
Sept. 25, 2021 Indiana	L, 31-33	
Oct. 21, 2022 UAB	W, 20-17	
Oct. 24, 2023 Liberty	L, 29-42	

WHITE-RED (22-10)		
Sept. 7, 2013 at Tennessee	L, 20-52	
Nov. 2, 2013 at Georgia State	W, 44-28	
Nov. 9, 2013 at Army	W, 21-17	
Nov. 23, 2013 at Texas State	W, 38-7	
Sept. 6, 2014 at Illinois	L, 34-42	
Sept. 27, 2014 at Navy	W, 36-27	
Oct. 18, 2014 at Florida Atlantic	L, 38-45	
Nov. 1, 2014 at LA Tech	L, 10-59	
Nov. 28, 2014 at #19 Marshall	W, 67-66 (OT)	
Sept. 3, 2015 at Vanderbilt	W, 14-12	
Sept. 19, 2015 at Indiana	L, 35-38	
Oct. 15, 2015 at North Texas	W, 55-28	
Oct. 31, 2015 at Old Dominion	W, 55-30	
Dec. 21, 2015 vs. South Florida	W, 45-35	
Sept. 17, 2016 at Miami (Ohio)	W, 31-24	
Nov. 26, 2016 at Marshall	W, 60-6	
Aug. 31, 2018 at #4 Wisconsin	L, 3-34	
Nov. 10, 2018 at Florida Atlantic	L, 15-34	
Sept. 7, 2019 at FIU	W, 20-14	
Oct. 5, 2019 at Old Dominion	W, 20-3	
Oct. 17, 2020 at UAB	L, 14-37	
Dec. 6, 2020 at Charlotte	W, 37-19	
Sept. 11, 2021 at Army	L, 35-38	
Oct. 16, 2021 at Old Dominion	W, 43-20	
Oct. 23, 2021 at FIU	W, 34-19	
Nov. 13, 2021 at Rice	W, 42-21	
Oct. 15, 2022 at MTSU	W, 35-17	
Oct. 29, 2022 at Florida Atlantic	W, 32-31	
Dec. 21, 2022 vs. South Alabama	W, 44-23	
Sept. 23, 2023 at Troy	L, 24-27	
Oct. 5, 2023 at LA Tech	W, 35-28	
Nov. 4, 2023 at UTEP	W, 21-13	

WHITE-WHITE (17-13)		
Sept. 14, 2013 at South Alabama	L, 24-31	
Sept. 21, 2013 Morgan State	W, 58-17	
Sept. 19, 2014 at MTSU	L, 47-50 (3OT)	
Sept. 26, 2015 Miami (Ohio)	W, 49-10	
Oct. 3, 2015 at Rice	W, 49-10	
Oct. 24, 2015 at #5 LSU	L, 20-48	
Nov. 21, 2015 at FIU	W, 63-7	
Sept. 10, 2016 at #1 Alabama	L, 10-38	
Oct. 1, 2016 Houston Baptist	W, 50-3	
Oct. 15, 2016 at MTSU	W, 44-43 (2OT)	
Sept. 9, 2017 at Illinois	L, 7-20	
Sept. 23, 2017 Ball State	W, 33-21	
Oct. 7, 2017 at UTEP	W, 15-14	
Oct. 20, 2017 at Old Dominion	W, 35-31	
Nov. 11, 2017 at Marshall	L, 23-30	
Dec. 16, 2017 vs. Georgia State	L, 17-27	
Sept. 22, 2018 at Ball State	W, 28-20	
Oct. 13, 2018 at Charlotte	L, 14-40	
Oct. 20, 2018 Old Dominion	L, 34-37	
Nov. 24, 2018 at LA Tech	W, 30-15	
Sept. 28, 2019 UAB	W, 20-13	
Oct. 26, 2019 at Marshall	L, 23-26	
Oct. 24, 2020 Chattanooga	W, 13-10	
Sept. 2, 2021 UT Martin	W, 59-21	
Dec. 3, 2021 at UTSA	L, 41-49	
Sept. 3, 2022 at Hawaii	W, 49-17	
Sept. 24, 2022 FIU	W, 73-0	
Oct. 1, 2022 Troy	L, 27-34	
Sept. 9, 2022 Houston Christian	W, 52-22	
Oct. 17, 2023 at Jax State	L, 17-20	

WHITE-BLACK (7-13)		
Oct. 6, 2016 at LA Tech	L, 52-55	
Oct. 29, 2016 at Florida Atlantic	W, 52-3	
Nov. 4, 2017 at Vanderbilt	L, 17-31	
Nov. 24, 2017 at FIU	L, 17-41	
Sept. 15, 2018 at Louisville	L, 17-20	
Nov. 2, 2018 at MTSU	L, 10-29	
Nov. 9, 2019 at Arkansas	W, 45-19	
Nov. 23, 2019 at Southern Miss	W, 28-10	
Dec. 30, 2019 vs. Western Michigan	W, 23-20	
Sept. 12, 2020 at Louisville	L, 21-35	
Oct. 3, 2020 at MTSU	W, 20-17	
Nov. 7, 2020 at Florida Atlantic	L, 6-10	
Dec. 26, 2020 vs. Georgia State	L, 21-39	
Oct. 2, 2020 at #16/17 Michigan St.	L, 31-48	
Nov. 21, 2021 at Marshall	W, 53-21	
Sept. 17, 2022 at Indiana	L, 30-33 (OT)	
Oct. 8, 2022 at UTSA	L, 28-31	
Nov. 5, 2022 at Charlotte	W, 59-7	
Nov. 19, 2022 at Auburn	L, 17-41	
Sept. 16, 2023 at No. 6/4 Ohio State	L, 10-63	

TOPS IN CONFERENCE USA (2023)

Conference USA Standings

Team	Ovr.	Conf.
Liberty	11-0	7-0
New Mexico State	9-3	6-1
Jax State	8-3	6-1
WKU	6-5	4-3
UTEP	3-8	2-5
Middle Tennessee	4-7	3-4
Louisiana Tech	3-9	2-6
FIU	4-7	1-6
Sam Houston	2-9	1-6

Scoring Offense

Team	Points/G
1. Liberty	39.9
2. Jax State	31.0
3. New Mexico State	28.9
4. WKU	28.8
5. Louisiana Tech	25.0

Total Touchdowns Scored

Team	TD
1. Liberty	59
2. Jax State	44
3. New Mexico State	43
4. WKU	42
5. Louisiana Tech	39

Offensive Yards Per Play

Team	Avg./Play
1. Liberty	7.10
2. New Mexico State	7.06
3. WKU	5.94
4. Middle Tennessee	5.76
5. Louisiana Tech	5.74

Passing Offense

Team	Yards/G
1. WKU	283.8
2. Middle Tennessee	265.1
3. Louisiana Tech	260.9
4. FIU	227.6
5. Sam Houston	224.6

Turnover Margin

Team	Margin
1. Liberty	10
2. Jax State	9
3. WKU	5
4. Sam Houston	2
5. New Mexico State	0

Sacks Against

Team	Avg.
1. WKU	0.64
2. Liberty	0.73
3. Jax State	1.18
4. Sam Houston	1.64
5. New Mexico State	1.50

CAREER-HIGHS at WKU

QUARTERBACK

#16 Austin Reed

Completions: 39, vs. Troy 10/1/22
 Attempts: 56, vs. Troy 10/1/22
 Passing yards: 497, vs. South Alabama 12/21/22
 Passing touchdowns: 6, at Charlotte 11/5/22
 Interceptions: 0, 7x, most recently at Troy 9/23/23
 Longest completion: 76, vs. FIU 9/24/22
 Rushing attempts: 12, at Middle Tennessee 10/15/22
 Rushing yards: 43, 2x, at UTSA 10/8/22
 Longest rush: 26, at Jax State 10/17/23
 Rushing touchdowns: 2, vs. UAB 10/21/22

RUNNING BACK

#2 Davion Ervin-Poindexter

Attempts: 17, at Florida Atlantic 11/26/22
 Rushing yards: 108, at Florida Atlantic 11/26/22
 Longest rush: 37, at Charlotte 11/5/22
 Rushing touchdowns: 2, vs. FIU 9/24/22
 Receptions: 3, 2x, most recently vs. HCU 9/9/23
 Receiving yards: 33, vs. South Alabama 12/21/22
 Longest reception: 34, vs. South Alabama 12/21/22
 Receiving touchdowns: 1, vs. Middle Tennessee 9/28/23

#3 Elijah Young

Attempts: 15, vs. Sam Houston 11/18/23
 Rushing yards: 139, at UTEP 11/4/23
 Longest rush: 64, at UTEP 11/4/23
 Rushing touchdowns: 2, at UTEP 11/4/23
 Receptions: 4, vs. Liberty 10/24/23
 Receiving yards: 84, vs. New Mexico State 11/11/23
 Longest reception: 72, vs. New Mexico State 11/11/23
 Receiving touchdowns: 1, 2x, most recently vs. New Mexico State 11/11/23

#7 L.T. Sanders

Attempts: 16, vs. UAB 10/21/22
 Rushing yards: 120, vs. UAB 10/21/22
 Longest rush: 56, vs. Middle Tennessee 9/28/23
 Rushing touchdowns: 1, vs. FIU 9/24/22

#30 Markese Stepp

Attempts: 9, 2x, most recently at LA Tech 10/5/23
 Rushing yards: 76, at LA Tech 10/5/23
 Longest rush: 56, at LA Tech 10/5/23
 Rushing Touchdowns: 1, 2x, most recently vs. Sam Houston 11/18/23

WIDE RECEIVER

#4 Michael Mathison

Receptions: 9, vs. Troy 10/1/22
 Receiving yards: 160, vs. Troy 10/1/22
 Longest reception: 55, vs. Troy 10/1/22
 Receiving touchdowns: 1, 3x, most recently at Charlotte 11/5/22

#5 Blue Smith

Receptions: 5, vs. USF 9/2/23
 Receiving yards: 50, vs. USF 9/2/23
 Longest reception: 21, at No. 6/4 Ohio State, 9/16/23
 Receiving touchdowns: 1, vs. HCU 9/9/23

#6 Jimmy Holiday

Receptions: 4, vs. HCU 9/9/23
 Receiving yards: 62, vs. HCU 9/9/23
 Longest reception: 38, vs. HCU 9/9/23
 Receiving touchdowns: 1, vs. HCU 9/9/23

#8 Easton Messer

Receptions: 9, vs. HCU 9/9/23
 Receiving yards: 116, vs. HCU 9/9/23
 Longest reception: 44, vs. FIU 9/24/22
 Receiving touchdowns: 1, 4x, most recently vs. Middle Tennessee 9/28/23

#9 Josh Sterns

Receptions: 4, vs. Middle Tennessee 11/6/21
 Receiving yards: 32, vs. Indiana 9/25/21
 Longest reception: 24, 2x, most recently vs. UTSA 10/9/21

#11 Malachi Corley

Receptions: 12, at Auburn 11/19/22
 Receiving yards: 207, at LA Tech 10/5/23
 Longest reception: 76, vs. FIU 9/24/22
 Receiving touchdowns: 3, 2x, most recently at LA Tech 10/5/23

#15 K.D. Hutchinson

Receptions: 5, vs. FIU 9/24/22
 Receiving yards: 52, at Jax State 10/17/23
 Longest reception: 35, at Jax State 10/17/23

#17 Dalvin Smith

Receptions: 8, vs. Liberty 10/24/23
 Receiving yards: 145, vs. South Alabama 12/21/22
 Longest reception: 47, at Charlotte 11/5/22
 Receiving touchdowns: 1, 14x, most recently vs. Sam Houston 11/18/23

#18 Moussa Barry

Receptions: 3, vs. Middle Tennessee 9/28/23
 Receiving yards: 51, vs. USF 9/2/23
 Longest reception: 51, vs. USF 9/2/23
 Receiving touchdowns: 1, vs. USF 9/2/23

#19 Craig Burt Jr.

Receptions: 6, vs. Sam Houston 11/18/23
 Receiving yards: 68, vs. UT Martin 9/2/21
 Longest reception: 54, vs. UT Martin 9/2/21
 Receiving touchdowns: 1, 45x, most recently vs. Sam Houston 11/18/23

#82 Denzil Alleyne

Receptions: 2, vs. FIU 9/24/22
 Receiving yards: 13, vs. FIU 9/24/22
 Longest reception: 8, vs. FIU 9/24/22
 Receiving touchdowns, 1 vs. HCU 9/9/23

TIGHT END

87 River Helms

Receptions: 3, 2x, most recently vs. Liberty 10/24/23
 Receiving yards: 76, vs. Liberty 10/24/23
 Longest reception: 63, vs. Liberty 10/24/23
 Receiving touchdowns: 1, 3x, most recently vs. Liberty 10/24/23

DEFENSIVE LINE

#13 Terrion Thompson

Tackles: 6, vs. USF 9/2/23
 Solo Tackles: 4, at Jax State 10/17/23
 Assist Tackles: 3, 2x, most recently vs USF 9/2/23
 TFL: 1.0, 7x, most recently vs. New Mexico State 11/11/23
 TFL Yards: 5, 2x, most recently vs. USF 9/2/23
 Sacks: 1.0, 3x, most recently at Troy 9/23/23
 Sack Yards: 5, 2x, most recently vs. USF 9/2/23
 QB Hurries: 1, 3x, most recently at Charlotte
 Fumble recoveries: 1, at Troy 9/23/23
 Fumble recovery yards: 63, at Troy 9/23/23

#44 Dareon Goodrum

Tackles: 3, vs. South Alabama 12/21/22
 Solo Tackles: 2, 2x, most recently at Auburn 11/19/22
 Assist Tackles: 2, 2x, most recently vs. South Alabama 12/21/22
 TFL: 1.5, 5, vs. Austin Peay 8/27/22
 TFL Yards: 12, vs. South Alabama 12/21/22
 Sacks: 1.5, vs. South Alabama 12/21/22
 Sack Yards: 12, vs. South Alabama 12/21/22
 Fumble Recoveries: 1, vs. Rice 11/12/22
 Pass breakups: 1, at Jax State 10/17/23

CAREER-HIGHS at WKU

#92 Marcus Patterson

Tackles: 3, 2x, most recently vs. Sam Houston 11/18/23
 Solo Tackles: 2, vs. FIU 9/24/22
 Assist Tackles: 2, vs. Sam Houston 11/18/23
 QB Hurries: 1, vs. Sam Houston 11/18/23

#94 Jayden Loving

Tackles: 7, at Troy 9/23/23
 Solo tackles: 4, at Troy 9/23/23
 Assist Tackles: 3, 2x, most recently vs. Middle Tennessee 9/28/23
 Sacks: 1.0, 2x, most recently at UTEP 11/4/23
 TFL: 1.0, 3x, most recently at UTEP 11/4/23
 Pass breakups: 1, 2x, most recently at Troy 9/23/23

#95 Deante McCray

Tackles: 9, at Troy 9/23/23
 Solo Tackles: 5, at Troy 9/23/23
 Assist Tackles: 4, at Troy 9/23/23
 Sacks: 2, at Troy 9/23/23
 Sack yards: 11, at Troy 9/23/23
 TFL: 2, at Troy 9/23/23
 TFL Yards: 11, at Troy 9/23/23
 Forced Fumbles: 1, vs. Sam Houston 11/18/23
 QB Hurries: 3, vs. Sam Houston 11/18/23
 Pass Breakups: 1, at Jax State 10/17/23

#98 Hosea Wheeler

Tackles: 6, 2x, most recently vs. Middle Tennessee 9/28/23
 Solo Tackles: 4, 2x, most recently vs. Middle Tennessee 9/28/23
 Assist Tackles: 3, vs. vs. USF 9/2/23
 Sacks: 1, 2x, most recently at Jax State 10/17/23
 Sack yards: 8, at Jax State 10/17/23
 Tackles for loss: 1, 3x, most recently vs. New Mexico State 11/11/23
 TFL Yards: 8, at Jax State 10/17/23
 Interceptions: 1, at No. 6/4 Ohio State, 9/16/23
 Forced fumbles: 1, at No. 6/4 Ohio State, 9/16/23
 QB Hurries: 1, at UTEP 11/4/23

LINEBACKERS
#3 JaQues Evans

Tackles: 15, vs. North Texas 10/29/22
 Solo tackles: 9, vs. Austin Peay 8/27/22
 Assist tackles: 7, vs. North Texas 10/29/22
 TFL: 2.5, 3x, most recently vs. South Alabama 12/21/22
 TFL yards: 20, vs. Florida Atlantic 11/20/21
 Sacks: 2.5, vs. Austin Peay 8/27/22
 Sack yards: 20, vs. Florida Atlantic 11/20/21
 Fumble Recoveries: 1, 5x, most recently vs. HCU 9/9/23
 Fumbles returned for touchdowns: 2x, most recently vs. USF 9/2/23
 QB hurries: 3, at Charlotte 11/5/22
 Pass breakups: 1, 6x, most recently vs. USF 9/2/23

#10 Desmyn Baker

Tackles: 9, at UTEP 11/4/23
 Solo tackles: 5, vs. New Mexico State 11/11/23
 Assist tackles: 6, at UTEP 11/4/23
 Sacks: 1, at Jax State 10/17/23
 Sack yards: 5, at Jax State 10/17/23
 Tackles for loss: 1.5, at UTEP 11/4/23
 Tackles for loss yards: 5, at Jax State 10/17/23
 Interceptions: 1, 2x, most recently vs. Sam Houston 11/18/23
 Interception yards: 8, vs. USF 9/2/23
 Forced fumbles: 1, at Troy 9/23/23

#15 Aaron Key

Tackles: 5, 3x, most recently at UTEP 11/4/23
 Solo Tackles: 5, 2x, most recently vs. USF 9/2/23
 Assist Tackles: 3, 2x, most recently at UTEP 11/4/23
 TFL: 2.0, at Middle Tennessee 10/15/22
 TFL yards: 25, at Middle Tennessee 10/15/22
 Sacks: 1.0, at Middle Tennessee 10/15/22
 Sack yards: 21, at Middle Tennessee 10/15/22
 Forced Fumbles: 1, at UTSA 10/8/22
 Fumble Recoveries: 1, vs. FIU 9/24/22
 Interceptions: 1, vs. USF 9/2/23
 Fumble Returned for Touchdown: 1, vs. FIU 9/24/22
 QB Hurries: 1, vs. North Texas 10/29/22

#20 Bryson Washington

Tackles: 7, vs. Middle Tennessee 9/28/23
 Solo Tackles: 3, 3x, most recently vs. Middle Tennessee 9/28/23
 Assist Tackles: 4, vs. Middle Tennessee 9/28/23
 TFL: 1, at LA Tech 10/5/23
 TFL yards: 1, at LA Tech 10/5/23
 Forced fumbles: 1, at No. 6/4 Ohio State, 9/16/23
 Fumble recoveries: 1, vs. Middle Tennessee 9/28/23
 Interceptions: 1, vs. Middle Tennessee 9/28/23
 Pass Breakups: 2, vs. Middle Tennessee 9/28/23

#23 Rashion Hodge

Tackles: 5, vs. USF, 9/2/23
 Solo tackles: 4, vs. USF, 9/2/23
 Assist tackles: 2, 3x, most recently vs. New Mexico State 11/11/23
 Pass Breakups: 1, at Jax State 10/17/23

#31 Anthony Brackenridge

Tackles: 5, at UTSA 10/8/22
 Solo tackles: 3, at Charlotte 11/5/22
 Assist tackles: 4, at UTSA 10/8/22
 Tackles for loss: 1, at No. 6/4 Ohio State, 9/16/23
 TFL yards: 1, at No. 6/4 Ohio State, 9/16/23
 Forced Fumbles: 1, vs. Middle Tennessee 9/28/23
 Interceptions: 1, at Charlotte 11/5/22
 Interceptions returned for touchdowns: 1, at Charlotte 11/5/22
 QB Hurries: 1, at UTEP 11/4/23

#32 Kylan Guidry

Tackles: 9, at Jax State 10/17/23
 Solo tackles: 7, at Jax State 10/17/23
 Assist tackles: 4, vs. Sam Houston 11/18/23
 Sacks: 1, 2x, most recently at LA Tech 10/5/23
 Sack yards: 7, at LA Tech 10/5/23
 TFL: 1.5, vs. Middle Tennessee 9/28/23
 TFL yards: 7, at LA Tech 10/5/23
 Fumble recoveries: 1, at Troy, 9/23/23
 QB hurries: 1, at Ohio State 9/16/23

#48 Niko Cooper

Tackles: 7, vs. USF 9/2/23
 Solo tackles: 7, vs. USF 9/2/23
 Assist tackles: 3, at Troy 9/23/23
 Sacks: 1, at Troy 9/23/23
 Sack yards: 9, at Troy 9/23/23
 TFL: 2, at Troy 9/23/23
 TFL yards: 10, at Troy 9/23/23
 Forced Fumbles: 1, at Hawaii 9/3/22
 QB Hurries: 1, 4x, most recently at UTEP 11/4/23
 Pass Breakups: 1, 2x, most recently vs. Sam Houston 11/18/23

#51 Devon Lynch

Tackles: 8, at Jax State 10/17/23
 Solo tackles: 6, at Jax State 10/17/23
 Assist tackles: 3, at Troy 9/23/23
 Tackles for loss: 1, at Jax State 10/17/23
 Tackles for loss yards: 4, at Jax State 10/17/23

#59 Sebastian Benjamin

Tackles: 8, vs. Liberty 10/24/23
 Solo tackles: 6, vs. Liberty 10/24/23
 Assist tackles: 4, at UTEP 11/4/23
 TFL: 1.5, at UTEP 11/4/23
 TFL yards: 13, at UTEP 11/4/23
 Sacks: 1.5, at UTEP 11/4/23
 Sack yards: 13, at UTEP 11/4/23
 QB Hurries: 1, at UTEP 11/4/23

CAREER-HIGHS at WKU

DEFENSIVE BACKS

#4 Anthony Johnson Jr.

Tackles: 7, at LA Tech 10/5/23
 Solo tackles: 6, vs. USF 9/2/23
 Assist tackles: 4, 2x, most recently vs. Liberty 10/24/23
 TFL: 1, at LA Tech 10/5/23
 TFL Yards: 2, at LA Tech 10/5/23
 Interceptions: 1, 3x, most recently vs. Sam Houston 11/18/23
 Interception Yards: 19, at Jax State 10/17/23
 Pass breakups: 2, 2x, most recently vs. HCU 9/9/23
 Fumble Recovery: 1, vs. Sam Houston 11/18/23
 Fumble Recovery Yards: 2, vs. Sam Houston 11/18/23

#5 Rome Weber

Tackles: 6, vs. Sam Houston 11/18/23
 Solo Tackles: 4, at No. 6/4 Ohio State, 9/16/23
 Assist Tackles: 3, 3x, most recently vs. Sam Houston 11/18/23
 Tackles for loss: 1, vs. Sam Houston 11/18/23
 TFL Yards: 1, 2x, most recently vs. Sam Houston 11/18/23
 Pass Break-Ups: 2, at Middle Tennessee 10/15/22

#6 T.J. Springer

Tackles: 3, 3x, most recently vs. New Mexico State 11/11/23
 Solo Tackles: 3, at BYU 10/31/20
 Assist Tackles: 3, vs. New Mexico State 11/11/23
 Pass Break-Ups: 3, vs. UT Martin 9/2/21
 Interceptions: 1, vs. Rice 11/12/22

#7 Takulve Williams

Tackles: 12, 2x, most recently at UTEP 11/4/23
 Solo tackles: 7, vs. Middle Tennessee 9/28/23
 Assist Tackles: 6, at UTEP 11/4/23
 TFL: 1, at UTEP 11/4/23
 TFL Yards: 2, at UTEP 11/4/23
 Interceptions: 1, vs. Middle Tennessee 9/28/23
 QB hurries: 1, 3x, most recently vs. New Mexico State 11/11/23
 Pass Breakups: 1, at Jax State 10/17/23

#11 Talique Allen

Tackles: 9, at LA Tech 10/5/23
 Solo Tackles: 6, at No. 6/4 Ohio State, 9/16/23
 Assist Tackles: 4, 4x, at LA Tech 10/5/23
 Pass Breakups: 2, at LA Tech 10/5/23
 Forced Fumbles: 1, 3x, most recently vs. HCU 9/9/23
 Fumble Recoveries: 1, at Middle Tennessee 10/15/22
 QB hurries: 1, 2x, most recently vs. New Mexico State 11/11/23

#14 Davion Williams

Tackles: 5, 3x, most recently at LA Tech 10/5/23
 Solo tackles: 4, 2x, most recently at Hawaii 9/3/22
 Assist tackles: 3, at LA Tech 10/5/23
 Pass breakups: 2, at Indiana 9/17/22
 Interceptions: 1, 3x, most recently at UTEP 11/4/23
 Defensive TD: 1, at Marshall 11/27/21

#16 Kendrick Simpkins

Tackles: 7, vs. Charlotte 10/30/21
 Solo tackles: 6, 2x, most recently at Jax State 10/17/23
 Assist tackles: 4, vs. Middle Tennessee 9/28/23
 Sacks: 1.5, 2x, most recently vs. Sam Houston 11/18/23
 Sacks yards: 14, at LA Tech 10/5/23
 TFL: 2, most recently at Troy 9/23/23
 TFL yards: 14, at LA Tech 10/5/23
 Pass breakups: 2, at Rice 11/13/21
 Interceptions: 1, vs. Rice 11/12/22
 Forced fumbles: 1, 4x, most recently at LA Tech 10/5/23
 QB hurries: 3, at Troy 9/23/23

#19 Virgil Marshall

Tackles: 6, at Charlotte 11/5/22
 Solo tackles: 5, at Charlotte 11/5/22
 Assist tackles: 2, 2x, most recently at LA Tech 10/5/23
 TFL: 1.0, at Charlotte 11/5/22
 TFL yards: 1, at Charlotte 11/5/22
 Pass breakups: 1, 3x, most recently vs. Middle Tennessee 9/28/23
 Sacks: 1.0, at Charlotte 11/5/22
 Sack yards: 1, at Charlotte 11/5/22
 Interceptions: 1, at LA Tech 10/5/23
 Interception return yards: 40, at LA Tech 10/5/23

#21 Upton Stout

Tackles: 8, vs. South Alabama 12/21/22
 Solo tackles: 5, vs. South Alabama 12/21/22
 Assist tackles: 3, at Troy 9/23/23
 Sacks: 0.5, vs. Sam Houston 11/18/23
 Sack Yards: 5, vs. Sam Houston 11/18/23
 TFL: 1, vs. Middle Tennessee 9/28/23
 TFL Yards: 5, vs. Sam Houston 11/18/23
 Pass breakups: 2, 2x, most recently at Troy 9/23/23
 Interceptions: 1, 5x, most recently vs. HCU 9/9/23
 Interceptions returned for touchdowns: 1, 2x, most recently vs. HCU 9/9/23
 Interception return yards: 53, vs. HCU 9/9/23
 Forced fumbles: 1, at Troy 9/23/23

#22 Darius Thomas

Tackles: 2, 3x, most recently vs. South Alabama 12/21/22
 Solo tackles: 2, vs. South Alabama 12/21/22
 Assist tackles: 1, 3x, most recently vs. UAB 10/21/22
 Pass breakups: 1, vs. Rice 11/12/22
 Interceptions: 1, at Middle Tennessee 10/15/22
 Interceptions returned for touchdowns: 1, at MTSU 10/15/22

Offense Key Player Bios



16

Austin Reed

QB • 6-2 • 220

r-Senior

St. Augustine Beach, Fla.

West Florida

CAREER STATISTICS (AT WKU)

COMPLETIONS:	652
ATTEMPTS:	1,038
PERCENTAGE:	62.8%
PASSING YARDS:	7,804
PASSING TDs:	67
RUSHING YARDS:	330
RUSHING TDs:	12
INTERCEPTIONS:	22

CAREER-HIGHS (AT WKU)

COMPLETIONS:	39, vs. Troy
ATTEMPTS:	56, vs. Troy
PASSING YARDS:	497, vs. South Alabama
PASSING TDs:	6, at Charlotte
INTERCEPTIONS:	0, 7x, most recently at Troy
LONGEST COMPLETION:	76, vs. FIU
RUSHING YARDS:	43, at UTSA
LONGEST RUSH:	26, at Jax State
RUSHING TDs:	2, vs. UAB

2023 GAME-BY-GAME PASSING

	C-A-I	PCT	TD	YDS
South Florida	29-50-0	58.0	2	336
Houston Christian	27-33-0	81.8	4	253
at Ohio State	21-37-1	56.8	1	207
at Troy	24-40-0	60.0	2	275
Middle Tennessee	30-52-1	57.7	2	297
at Louisiana Tech	19-34-1	55.9	3	297
at Jax State	24-48-1	50.0	2	250
Liberty	30-44-1	68.2	4	365
at UTEP	11-20-1	55.0	1	102
New Mexico St.	20-36-1	55.6	3	270
Sam Houston	28-41-4	68.3	3	392
at FIU	--	--	--	--
TOTALS	263-435-11	60.5	27	3,060

REED'S ACCOLADES

- 2022 New Orleans Bowl MVP
- 2022 NCAA Passing Yards Leader (FBS)
- 2022 CUSA Newcomer of the Year
- 2022 All-CUSA Second Team
- 2022 Davey O'Brien Award Semifinalist
- 2023 Shrine Bowl 1000
- 2023 CUSA Preseason Offensive Player of the Year
- 2023 Maxwell Award Watch List
- 2023 Wuerffel Trophy Watch List
- 2023 Davey O'Brien Award Watch List
- 2023 Walter Camp Award Watch List
- 2023 Manning Award Watch List
- ESPN College Football's Top 100
- 2023 Senior Bowl Watch List
- 2023 William V. Campbell Trophy Semifinalist
- 2023 Davey O'Brien Midseason Watch List



11

Malachi Corley

WR • 5-11 • 210

Junior

Orange City, Fla.

Campbellsville HS (Ky.)

CAREER STATISTICS

RECEPTIONS:	249
YARDS:	2,955
TOUCHDOWNS:	28

CAREER-HIGHS


RECEPTIONS:	12, vs. Auburn
RECEIVING YARDS:	207, at LA Tech
TOUCHDOWNS:	3, 2x, most recently at LA Tech
LONGEST RECEPTION:	76, at Charlotte
RUSHING YARDS:	41, at Charlotte
LONGEST RUSH:	29, at Charlotte

2023 GAME-BY-GAME RECEIVING

	REC	YDS	TD	LONG
South Florida	4	55	0	39
Houston Christian	--	--	--	--
at Ohio State	8	88	1	34
at Troy	9	107	1	31
Middle Tennessee	8	81	0	31
at Louisiana Tech	8	207	3	70
at Jax State	6	47	0	15
Liberty	6	62	2	26
at UTEP	4	10	1	5
New Mexico St.	6	78	1	34
Sam Houston	10	171	1	75
at FIU	--	--	--	--
TOTALS	69	906	10	75

CORLEY'S ACCOLADES

- 2022 NCAA Leader in Yards After Catch (FBS)
- 2022 NCAA Leader in Missed Tackles Forced (FBS)
- 2022 All-CUSA First Team
- 2023 Shrine Bowl 1000
- 2023 Athlon Sports Preseason All-American
- 2023 Phil Steele Preseason All-American
- 2023 Maxwell Award Watch List
- 2023 Wuerffel Trophy Watch List
- 2023 Biletnikoff Award Watch List
- 2023 Senior Bowl Watch List
- CUSA Offensive Player of the Week (10/9/23)
- Reese's Senior Bowl Co-Offensive Player of the Week (10/9/23)
- East-West Shrine Bowl Offensive Breakout Player of the Week (10/9/23)
- PFF Team of the Week (10/9/23)



3

Elijah Young

RB • 5-9 • 190

Junior

Knoxville, Tenn.

Missouri

CAREER STATISTICS (AT WKU)

RUSHING ATTEMPTS:	88
RUSHING YARDS:	444
RUSHING TOUCHDOWNS:	3
RECEPTIONS:	13
RECEIVING YARDS:	186
RECEIVING TOUCHDOWNS:	2

CAREER-HIGHS (AT WKU)

RUSHING ATTEMPTS:	15, vs. Sam Houston
RUSHING YARDS:	139, at UTEP
RUSHING TOUCHDOWNS:	2, at UTEP
LONGEST RUSH:	64, at UTEP
RECEPTIONS:	4, vs. Liberty
RECEIVING YARDS:	84, vs. NMSU
RECEIVING TOUCHDOWNS:	1, 2x, most recently vs. NMSU
LONGEST RECEPTION:	72, vs. NMSU

2023 GAME-BY-GAME RUSHING

	ATT	YDS	TD	LONG
South Florida	3	10	0	5
Houston Christian	4	7	0	10
at Ohio State	4	8	0	8
at Troy	5	9	0	4
Middle Tennessee	6	30	1	14
at Louisiana Tech	7	22	0	6
at Jax State	10	39	0	10
Liberty	8	45	0	12
at UTEP	12	139	2	64
New Mexico St.	14	80	0	18
Sam Houston	15	55	0	13
at FIU	--	--	--	--
TOTALS	88	444	3	64

Defense Key Player Bios



3
JaQués Evans
 LB • 6-2 • 250
 Junior
 Dublin, Ga.
 Dublin HS

CAREER STATISTICS

TACKLES:	182
TACKLES FOR LOSS:	19.0
SACKS:	12.0
QB HURRIES:	10
FORCED FUMBLES:	3
FUMBLE RECOVERIES:	5
PASS BREAKUPS:	7
DEFENSIVE TDs:	2

CAREER-HIGHS

TACKLES:	15, vs. North Texas
TACKLES FOR LOSS:	2.5, 3x, last vs. South Ala.
SACKS:	2.5, vs. Austin Peay
QB HURRIES:	3, at Charlotte
FORCED FUMBLES:	1, 3x, last vs. USF
FUMBLE RECOVERIES:	1, 5x, last vs. HCU
PASS BREAK-UPS:	1, 6x, last vs. USF
DEFENSIVE TDs:	1, 2x, last vs. USF

2023 GAME-BY-GAME STATISTICS

	TKL	TFL	SACK	FF
South Florida	7	1.0	1.0	1.0
Houston Christian	4	0	0	0
at Ohio State	3	0	0	0
at Troy	5	0	0	0
Middle Tennessee	9	0	0	0
at Louisiana Tech	2	0	0	0
at Jax State	--	--	--	--
Liberty	--	--	--	--
at UTEP	--	--	--	--
New Mexico St.	--	--	--	--
Sam Houston	--	--	--	--
at FIU	--	--	--	--
TOTALS	30	1.0	1.0	1.0

EVANS' ACCOLADES

- 2023 All-State AFCA Good Works Team Nominee
- Shrine Bowl 1000
- 2023 CUSA Preseason Defensive Player of the Year
- Bronko Nagurski Trophy Watch List
- Wuerffel Trophy Watch List
- Butkus Award Watch List
- Bednarik Award Watch List
- Conference USA Defensive Player of the Week (Sept. 9)



16
Kendrick Simpkins
 DB • 6-0 • 196
 Junior
 Montgomery, Ala.
 Robert E. Lee HS

CAREER STATISTICS


TACKLES:	114
TACKLES FOR LOSS:	11
SACKS:	6.5
QB HURRIES:	8
FORCED FUMBLES:	4
INTERCEPTIONS:	1
PASS BREAKUPS:	9

CAREER-HIGHS

TACKLES:	7, vs. Charlotte
TACKLES FOR LOSS:	2, at Troy
SACKS:	1.5, 2x, most recently vs. SHSU
QB HURRIES:	3, at Troy
FORCED FUMBLES:	1, 4x, most recently at LA Tech
INTERCEPTIONS:	1, vs. Rice
PASS BREAK-UPS:	2, at Rice

2023 GAME-BY-GAME STATISTICS

	TKL	TFL	SACK	FF
South Florida	4	1.5	1.5	0
Houston Christian	6	2.0	1.0	1
at Ohio State	--	--	--	--
at Troy	5	2.0	1.0	1
Middle Tennessee	5	0	0	0
at Louisiana Tech	2	1.0	1.0	1
at Jax State	6	1.0	0	0
Liberty	5	0	0	0
at UTEP	3	1.0	.05	0
New Mexico St.	6	0	0	0
Sam Houston	4	1.5	1.5	0
at FIU	--	--	--	--
TOTALS	46	10	6.5	3



7
Takulve Williams
 DB • 6-0 • 211
 r-Senior
 New Orleans, La.
 St. Augustine HS

CAREER STATISTICS(AT WKU)

TACKLES:	39
TACKLES FOR LOSS:	1.5
SACKS:	0
INTERCEPTIONS:	1
PASS BREAKUPS:	1

CAREER-HIGHS (AT WKU)

TACKLES:	12, 2x, most recently at UTEP
TACKLES FOR LOSS:	1, at UTEP
QB HURRIES:	1, 2x, most recently at UTEP
INTERCEPTIONS:	1, vs. MTSU
PASS BREAKUPS:	1, at Jax State

2023 GAME-BY-GAME STATISTICS

	TKL	TFL	INT	QBH
South Florida	--	--	--	--
Houston Christian	--	--	--	--
at Ohio State	--	--	--	--
at Troy	3	0	0	0
Middle Tennessee	12	0.5	1	0
at Louisiana Tech	0	0	0	1
at Jax State	5	0	0	0
Liberty	4	0	0	1
at UTEP	12	1.0	0	0
New Mexico St.	2	0	0	1
Sam Houston	1	0	0	0
at FIU	--	--	--	--
TOTALS	39	3.0	1.0	3

Specialist Key Player Bios



46

Cory Munson

KO • 6-2 • 210

Senior

Warner Robins, Ga.


Northside HS

CAREER STATISTICS

KICKOFFS:	374
YARDS:	22,747
AVERAGE:	60.8
TOUCHBACKS:	186
OUT OF BOUNDS:	9

2023 GAME-BY-GAME KICKOFFS

	ATT	AVG	TB	OB
South Florida	8	64.5	5	0
Houston Christian	8	64.8	7	0
at Ohio State	3	64.0	1	0
at Troy	5	63.2	3	0
Middle Tennessee	6	61.0	2	0
at Louisiana Tech	6	64.7	4	0
at Jax State	4	62.3	1	0
Liberty	5	65.0	2	0
at UTEP	4	65.0	4	0
New Mexico St.	3	62.7	2	0
Sam Houston	5	63.0	2	0
at FIU	--	--	--	--
TOTALS	57	63.7	33	0



47

Tom Ellard

P • 5-10 • 170

r-Sophomore

Melbourne, Australia

Prokick Australia

CAREER STATISTICS


PUNTS:	89
YARDS:	3,710
AVERAGE:	41.7
TOUCHBACKS:	2
FAIR CATCHES:	34
INSIDE 20:	33
50+ YARDS:	10
LONG:	64

2023 GAME-BY-GAME PUNTING

	ATT	AVG	TB	LONG
South Florida	6	43.5	0	51
Houston Christian	3	39.0	0	41
at Ohio State	4	41.5	0	49
at Troy	5	37.8	0	44
Middle Tennessee	6	41.8	0	46
at Louisiana Tech	7	40.7	0	45
at Jax State	7	39.3	0	54
Liberty	3	45.3	1	50
at UTEP	5	41.2	0	60
New Mexico St.	--	--	--	--
Sam Houston	--	--	--	--
at FIU	--	--	--	--
TOTALS	46	41.0	1	60

ELLARD'S ACCOLADES

- 2022 All-CUSA Honorable Mention
- 2022 All-CUSA Freshman Team
- 2022 CFN All-American Honorable Mention



17

Lucas Carneiro

K • 5-11 • 175

r-Freshman

Cornelius, N.C.

Community School of Davidson

CAREER STATISTICS

FIELD GOALS:	8
FIELD GOALS ATTEMPTED:	11
FIELD GOAL LONG:	45
PATS MADE	37
PATS ATTEMPTED :	37

2023 GAME-BY-GAME KICKING

	FGM	FGA	LONG	PAT
South Florida	2	2	42	5/5
Houston Christian	1	1	27	7/7
at Ohio State	1	1	43	1/1
at Troy	1	1	24	3/3
Middle Tennessee	1	1	45	2/2
at Louisiana Tech	0	0	N/A	5/5
at Jax State	1	1	28	2/2
Liberty	1	2	26	2/2
at UTEP	0	0	N/A	3/3
New Mexico St.	0	2	N/A	3/3
Sam Houston	0	0	N/A	4/4
at FIU	--	--	--	--
TOTALS	8	11	45	37/37

CARNEIRO'S ACCOLADES

- Conference USA Special Teams Player of the Week (Sept. 9)



GAME-BY-GAME NOTABLES

Opponent	Team Captains (O, D, ST)	Coin Toss	Kick or Receive	Game Start	Game End	Game Length	Game Temp.	Helmet Style	Jersey Color	Pants Color	Game Result
South Florida	D. Ervin-Poindexter, A. Key, D. Smith	Win	Kick	2:32 p.m. CT	6:41 p.m. CT	4:09	89	Chrome	Red	Black	W, 41-24
Houston Christian	V. Murphy, J. Evans, E. Messer	Loss	Kick	6:02 p.m. CT	9:11 p.m. CT	3:08	79	White	White	White	W, 52-22
at No. 6/4 Ohio State	B. Smith, U. Stout, C. Munson	Loss	Kick	4:05 p.m. ET	7:39 p.m. ET	3:33	76	Black	White	Black	L, 10-63
at Troy	M. Corley, N. Cooper, T. Ellard	Win	Receive	11:07 a.m. CT	2:40 p.m. CT	3:32	83	Chrome	White	Red	L, 24-27
Middle Tennessee*	A. Reed, D. McCray, E. Young	Win	Receive	6:32 p.m. CT	10:10 p.m. CT	3:37	75	Chrome	Red	Red	W, 31-10
at Louisiana Tech*	R. Helms, B. Washington, D. Williams	Loss	Receive	7:03 p.m. CT	10:58 p.m. CT	3:55	73	White	White	Red	W, 35-28
at Jacksonville State*	Q. Leslie, A. Johnson Jr., T. Borland	Loss	Receive	6:33 p.m. CT	9:56 p.m. CT	3:23	62	Chrome	White	White	L, 17-20
Liberty*	R. Helms, K. Guidry, T. Springer	Win	Receive	6:34 p.m. CT	10:07 p.m. CT	3:33	66	Black	Black	Black	L, 29-42
at UTEP*	W. Dorsey, S. Benjamin, K. Hutchinson	Win	Receive	8:02 p.m. CT	10:58 p.m. CT	2:55	71	Black	White	Red	W, 21-13
New Mexico State*	M. Stepp, K. Simpkins, R. Hodge	Loss	Receive	2:32 p.m. CT	5:43 p.m. CT	3:10	62	White	Red	White	L, 29-38
Sam Houston*	C. Burt, K. Davis, C. Munson	Loss	Receive	2:32 p.m. CT	6:05 p.m. CT	3:32	58	Black	Black	Red	W, 28-23
at FIU*											

GAME-BY-GAME STARTERS – OFFENSE

OPPONENT	QB	RB/WR	WR	WR	WR	TE/WR	LT	LG	C	RG	RT
South Florida	Reed	Ervin-Poindexter	B. Smith	Burt	Corley	D. Smith	Goode	Leslie	Murphy	Horton	Dorsey
Houston Christian	Reed	Ervin-Poindexter	B. Smith	D. Smith	Hutchinson	Helms	Goode	Leslie	Murphy	Horton	Dorsey
at No. 6/4 Ohio State	Reed	Ervin-Poindexter	B. Smith	Burt	Corley	Helms	Goode	Leslie	Murphy	Horton	Dorsey
at Troy	Reed	Young	Hutchinson	Burt	Corley	Helms	Goode	Leslie	Murphy	Horton	Dorsey
Middle Tennessee*	Reed	Young	Hutchinson	Burt	Corley	D. Smith	Goode	Leslie	Murphy	Horton	Dorsey
at Louisiana Tech*	Reed	Young	Holiday	Barry	Corley	Helms	Goode	Leslie	Murphy	Horton	Jackson
at Jacksonville State*	Reed	Young	Holiday	Barry	Corley	Messer	Goode	Leslie	Murphy	Horton	Jackson
Liberty*	Reed	Young	Holiday	D. Smith	Corley	Helms	Jackson	Leslie	Murphy	Horton	Dorsey
at UTEP*	Reed	Young	Holiday	D. Smith	Corley	Helms	Jackson	Leslie	Murphy	Cable	Dorsey
New Mexico State*	Reed	Young	Holiday	D. Smith	Corley	Helms	Jackson	Leslie	Murphy	Cable	Dorsey
Sam Houston*	Reed	Young	Burt	D. Smith	Corley	Borland	Jackson	Leslie	Murphy	Cable	Dorsey
at FIU*											

GAME-BY-GAME STARTERS – DEFENSE

OPPONENT	DE	NT	DT	JACK	MIKE	WILL	STAR	CB	SS	FS	CB
South Florida	Cooper	K. Davis	Wheeler	Evans	Key	Springer	Weber	Johnson Jr.	Simpkins	Allen	Stout
Houston Christian	Cooper	K. Davis	McCray	Evans	Key	Brackenridge	Weber	Johnson Jr.	Simpkins	Allen	Stout
at No. 6/4 Ohio State	Cooper	K. Davis	Loving	Evans	Baker	Brackenridge	Weber	Johnson Jr.	Springer	Allen	Stout
at Troy	Cooper	K. Davis	Wheeler	Evans	Key	Lynch	Marshall	D. Williams	Simpkins	Allen	Stout
Middle Tennessee*	Cooper	K. Davis	Wheeler	Evans	Key	Washington	Marshall	D. Williams	Simpkins	T. Williams	Stout
at Louisiana Tech*	Cooper	K. Davis	Wheeler	Evans	Key	Washington	Marshall	D. Williams	Simpkins	T. Williams	Johnson Jr.
at Jacksonville State*	Cooper	K. Davis	Wheeler	Guidry	Baker	Lynch	Marshall	D. Williams	Simpkins	T. Williams	Johnson Jr.
Liberty*	Cooper	K. Davis	Wheeler	Guidry	Baker	Lynch	Simpkins	D. Williams	Allen	T. Williams	Johnson Jr.
at UTEP*	Cooper	K. Davis	Wheeler	Guidry	Baker	Lynch	Marshall	D. Williams	Simpkins	T. Williams	Weber
New Mexico State*	Cooper	K. Davis	Wheeler	Guidry	Baker	Hodge	Marshall	D. Williams	Simpkins	T. Williams	Weber
Sam Houston*	McCray	K. Davis	Wheeler	Guidry	Baker	Benjamin	Hodge	Johnson Jr.	Simpkins	Allen	Weber
at FIU*											

GAME-BY-GAME STARTERS – SPECIALISTS

OPPONENT	K	P	LS	KO
South Florida	Carneiro	Ellard	Naughton	Munson
Houston Christian	Carneiro	Ellard	Naughton	Munson
at No. 6/4 Ohio State	Carneiro	Ellard	Naughton	Munson
at Troy	Carneiro	Ellard	Naughton	Munson
Middle Tennessee*	Carneiro	Ellard	Naughton	Munson
at Louisiana Tech*	Carneiro	Ellard	Naughton	Munson
at Jacksonville State*	Carneiro	Ellard	Naughton	Munson
Liberty*	Carneiro	Ellard	Naughton	Munson
at UTEP*	Carneiro	Ellard	Naughton	Munson
New Mexico State*	Carneiro	Munson	Naughton	Munson
Sam Houston*	Carneiro	Munson	Naughton	Munson
at FIU*				



Big Plays OVERVIEW

TURNOVERS GAINED

Opponent	FUM	Forced by WKU			Pts. Off.	Def. TD	Pts. Off Margin	Forced by Opponent				
		INT	Total					FUM	INT	Total	Pts. Off.	Def. TD
South Florida	1	2	3	13	1	+13	0	0	0	0	0	
Houston Christian	2	1	3	20	1	+20	0	0	0	0	0	
at No. 6/4 Ohio State	1	1	2	3	0	-23	2	2	4	26	2	
at Troy	3	0	3	14	0	+14	2	0	2	0	0	
Middle Tennessee*	1	2	3	6	0	+6	0	1	1	0	0	
at Louisiana Tech*	0	2	2	7	0	0	0	1	1	7	0	
at Jacksonville State*	1	1	2	7	0	+7	0	1	1	0	0	
Liberty*	0	0	0	0	0	0	0	1	1	0	0	
at UTEP*	0	1	1	7	0	+7	0	1	1	0	0	
New Mexico State*	0	0	0	0	0	-6	0	1	1	6	1	
Sam Houston*	1	2	3	0	0	-20	1	4	5	20	0	
at FIU*												
TOTALS	10	12	22	77	2	+18	5	12	17	59	3	

WKU BIG PLAYS

Opponent	Rushing				Passing				Special Teams		Defense (20+)	
	10-19	20-29	30-39	40+	20-29	30-39	40-49	50+	KR (30+)	PR (20+)	INT	FUM
South Florida	3	1	--	--	1	1	1	1	--	--	--	1
Houston Christian	5	1	--	--	4	1	--	--	--	--	1	--
at No. 6/4 Ohio State	1	--	--	--	1	2	--	--	--	--	--	--
at Troy	1	--	--	--	3	2	--	--	--	--	--	1
Middle Tennessee*	2	--	--	1	1	1	--	--	--	--	--	--
at Louisiana Tech*	--	--	--	1	3	--	1	1	--	--	1	--
at Jacksonville State*	1	1	--	--	1	2	--	--	--	--	--	--
Liberty*	3	1	--	--	2	--	1	1	--	--	--	--
at UTEP*	1	2	--	1	1	--	--	--	--	--	--	--
New Mexico State*	4	1	--	--	1	1	--	1	--	--	--	--
Sam Houston*	1	--	--	--	3	2	1	1	1	--	--	--
at FIU*												
TOTALS	22	7	--	3	21	12	4	5	1	--	2	2

OPPONENT BIG PLAYS

Opponent	Rushing				Passing				Special Teams		Defense (20+)	
	10-19	20-29	30-39	40+	20-29	30-39	40-49	50+	KR (30+)	PR (20+)	INT	FUM
South Florida	7	5	1	--	--	--	--	1	--	--	--	--
Houston Christian	5	1	--	--	2	1	--	--	--	--	--	--
at No. 6/4 Ohio State	1	1	--	1	5	--	1	1	--	--	1	--
at Troy	4	1	--	--	3	3	1		1	--	--	--
Middle Tennessee*	2	1	--	--	3	--	1	1	--	--	1	--
at Louisiana Tech*	5	1	--	--	1	1	--	--	--	1	--	--
at Jacksonville State*	4	1	1	1	2	--	--	--	--	--	--	--
Liberty*	9	1	1	--	1	--	1	--	--	--	--	--
at UTEP*	6	--	--	--	1	--	1	1	--	--	--	--
New Mexico State*	7	--	1	1	1	--	--	--	--	--	1	--
Sam Houston*	2	--	--	--	1	1	1	--	--	1	--	--
at FIU*												
TOTALS	52	12	4	3	20	6	6	4	1	2	3	--



BIG PLAYS

(15+ Passing, 10+ Rushing, 20+ PR, 30+ KR, 20+ Def. Return)

Yards	Type	Player/s	Opp.	Qtr.
75	Pass	Austin Reed to Malachi Corley	SHSU	4
72	Pass	Austin Reed to Elijah Young	NMSU	1
70	Pass	Austin Reed to Malachi Corley	LA Tech	1
64	Rush	Elijah Young	UTEP	3
63	Fumble	Terrion Thompson	Troy	1
63	Pass	Austin Reed to River Helms	Liberty	4
56	Rush	Markese Stepp	LA Tech	1
56	Rush	L.T. Sanders	MTSU	4
53	Int.	Upton Stout	HCU	1
51	Pass	Austin Reed to Moussa Barry	USF	3
48	Pass	Austin Reed to Malachi Corley	LA Tech	2
45	Pass	Austin Reed to Dalvin Smith	SHSU	1
43	Pass	Austin Reed to Elijah Young	Liberty	4
42	Pass	Austin Reed to Dalvin Smith	USF	3
40	Int.	Virgil Marshall	LA Tech	1
39	Pass	Austin Reed to Malachi Corley	USF	1
39	Pass	Austin Reed to Malachi Corley	SHSU	1
39	Return	Easton Messer	SHSU	2
38	Pass	Austin Reed to Jimmy Holiday	HCU	4
35	Pass	Austin Reed to Easton Messer	Troy	3
35	Pass	Austin Reed to K.D. Hutchinson	Jax State	1
34	Pass	Austin Reed to Malachi Corley	No. 6/4 OSU	2
34	Pass	Austin Reed to Malachi Corley	NMSU	2
33	Pass	Austin Reed to River Helms	Jax State	2
31	Pass	Austin Reed to Malachi Corley	Troy	3
31	Pass	Austin Reed to Malachi Corley	MTSU	1
31	Pass	Austin Reed to Dalvin Smith	SHSU	2
30	Pass	Austin Reed to River Helms	No. 6/4 OSU	2
29	Pass	Austin Reed to Malachi Corley	LA Tech	2
27	Fumble	JaQues Evans	USF	4
27	Pass	Austin Reed to Craig Burt Jr.	Jax State	2
27	Rush	Elijah Young	Liberty	1
27	Pass	Austin Reed to Jimmy Holiday	UTEP	4
26	Pass	Austin Reed to Craig Burt Jr.	SHSU	2
26	Pass	Austin Reed to Dalvin Smith	SHSU	3
26	Pass	Austin Reed to Easton Messer	HCU	3
26	Pass	Turner Helton to Easton Messer	HCU	4
26	Rush	Austin Reed	Jax State	1
26	Pass	Austin Reed to Malachi Corley	Liberty	4
26	Pass	Austin Reed to Markese Stepp	NMSU	3
25	Rush	Dalvin Smith	NMSU	3
24	Pass	Austin Reed to Moussa Barry	Troy	4
24	Pass	Austin Reed to Malachi Corley	LA Tech	1
23	Pass	Austin Reed to Easton Messer	Troy	3
23	Pass	Austin Reed to Markese Stepp	USF	2
23	Rush	K.D. Hutchinson	USF	2
23	Rush	Elijah Young	UTEP	1
22	Pass	Austin Reed to Malachi Corley	Troy	3
22	Rush	Elijah Young	UTEP	4
21	Pass	Austin Reed to Easton Messer	HCU	2
21	Pass	Austin Reed to Blue Smith	No. 6/4 OSU	2
21	Pass	Austin Reed to Jimmy Holiday	LA Tech	2
21	Pass	Austin Reed to Malachi Corley	Liberty	4
20	Pass	Austin Reed to Blue Smith	HCU	1
20	Rush	Markese Stepp	HCU	2
20	Pass	Austin Reed to Jimmy Holiday	MTSU	2
20	Pass	Austin Reed to Elijah Young	SHSU	2
19	Pass	Austin Reed to Markese Stepp	MTSU	3
19	Pass	Austin Reed to K.D. Hutchinson	USF	4
19	Pass	Austin Reed to Blue Smith	USF	4
19	Pass	Austin Reed to Malachi Corley	MTSU	2
19	Pass	Austin Reed to Easton Messer	Liberty	2
19	Pass	Austin Reed to Dalvin Smith	Liberty	4
19	Pass	Austin Reed to L.T. Sanders	UTEP	3
18	Pass	Austin Reed to Davion Ervin-Poindexter	MTSU	1
18	Pass	Turner Helton to Easton Messer	HCU	4
18	Rush	Easton Messer	HCU	1
18	Rush	Davion Ervin-Poindexter	No. 6/4 OSU	2
18	Pass	Austin Reed to Davion Ervin-Poindexter	Liberty	4
18	Rush	Elijah Young	NMSU	4
17	Pass	Austin Reed to Malachi Corley	SHSU	3
17	Pass	Austin Reed to Malachi Corley	SHSU	2
17	Pass	Austin Reed to Malachi Corley	No. 6/4 OSU	1
17	Pass	Austin Reed to Dalvin Smith	USF	2
17	Pass	Austin Reed to Malachi Corley	Troy	3
17	Pass	Austin Reed to Malachi Corley	LA Tech	2
17	Pass	Austin Reed to L.T. Sanders	Jax State	4
17	Pass	Austin Reed to L.T. Sanders	UTEP	4
17	Pass	Austin Reed to Easton Messer	NMSU	4
17	Rush	Elijah Young	NMSU	4
16	Pass	Austin Reed to Easton Messer	LA Tech	2
16	Pass	Austin Reed to Davion Ervin-Poindexter	LA Tech	2
16	Pass	Austin Reed to Easton Messer	Troy	4
16	Pass	Austin Reed to Blue Smith	USF	2
16	Pass	Austin Reed to Blue Smith	USF	3
16	Pass	Austin Reed to Dalvin Smith	USF	2
16	Rush	Austin Reed	USF	2
16	Rush	Austin Reed	MTSU	3
16	Pass	Austin Reed to Craig Burt Jr.	MTSU	3
15	Pass	Austin Reed to Malachi Corley	Jax State	3
15	Pass	Austin Reed to Jimmy Holiday	Jax State	1
15	Pass	Austin Reed to Easton Messer	MTSU	1
15	Pass	Austin Reed to Easton Messer	Liberty	1
15	Pass	Austin Reed to Dalvin Smith	Liberty	3
15	Pass	Austin Reed to Malachi Corley	NMSU	4
14	Rush	Elijah Young	MTSU	4
14	Rush	Davion Ervin-Poindexter	USF	3
14	Rush	Davion Ervin-Poindexter	HCU	4
14	Rush	Markese Stepp	Liberty	2
13	Rush	Markese Stepp	HCU	1
13	Rush	Austin Reed	NMSU	1
13	Rush	Elijah Young	SHSU	3
12	Rush	Elijah Young	Liberty	1
12	Rush	Elijah Young	Liberty	1
11	Rush	Markese Stepp	USF	3
11	Rush	Davion Ervin-Poindexter	HCU	4
10	Rush	Elijah Young	HCU	2
10	Rush	Elijah Young	Jax State	1
10	Rush	K.D. Hutchinson	Troy	1
10	Rush	Davion Ervin-Poindexter	UTEP	1
10	Rush	Markese Stepp	NMSU	1

Bold indicates touchdown-scoring play

BY TYPE (TD)

Passing	74 (18)
Kickoff Return (30+)	1 (0)
Interception Return	2 (1)
Fumble Return	2 (1)
Rushing	32 (5)
Punt Return	0 (0)
TOTAL	111 (25)

BY OPPONENT

South Florida	14 (4)
Houston Christian	14 (4)
at Ohio State	5 (0)
at Troy	9 (2)
Middle Tennessee*	10 (2)
at Louisiana Tech*	10 (4)
at Jacksonville State*	8 (0)
Liberty*	13 (3)
at UTEP*	7 (1)
New Mexico State*	10 (3)
Sam Houston*	11 (3)
at FIU*	N/A

BY GAME TYPE

Conference USA	69 (16)
Non-Conference	42 (10)

BY QUARTER

1st	30 (9)
2nd	31 (5)
3rd	23 (4)
4th	27 (8)

PASSING

Austin Reed	72 (18)
Turner Helton	2 (0)

RECEIVING

Malachi Corley	22 (7)
Easton Messer	12 (1)
Dalvin Smith	8 (2)
Blue Smith	5 (1)
Jimmy Holiday	5 (1)
Markese Stepp	3 (0)
Davion Ervin-Poindexter	3 (0)
L.T. Sanders	3 (0)
Craig Burt Jr.	3 (1)
River Helms	3 (1)
Elijah Young	3 (2)
Moussa Barry	2 (1)
K.D. Hutchinson	2 (0)

RUSHING

Elijah Young	11 (2)
Davion Ervin-Poindexter	6 (0)
Markese Stepp	6 (1)
Austin Reed	4 (2)
K.D. Hutchinson	2 (1)
Easton Messer	1 (0)
L.T. Sanders	1 (0)
Dalvin Smith	1 (0)

INTERCEPTION RETURN

Upton Stout	1 (1)
Virgil Marshall	1 (0)

FUMBLE RETURN

JaQues Evans	1 (1)
Terrion Thompson	1 (0)

KICKOFF RETURN

Easton Messer	1 (0)
---------------	-------

PUNT RETURN

Scoring Drive SUMMARIES

South Florida	Qtr.	Time	Plays	Yds.	Elapsed
Stepp, 2-yard rush	1	11:36	5	53	1:45
Carneiro, 41-yard field goal	2	7:37	10	56	2:10
Reed, 16-yard rush	2	3:04	9	66	3:52
Reed to D. Smith, 42-yard pass	3	13:01	6	75	1:59
Reed to Barry, 51-yard pass	3	8:03	6	82	2:02
Carneiro, 42-yard field goal	4	3:19	13	63	6:26
Houston Christian	Qtr.	Time	Plays	Yds.	Elapsed
Reed to Helms, 4-yard pass	1	11:54	4	27	1:30
Reed to B. Smith, 20-yard pass	1	8:12	7	65	2:56
Carneiro, 27-yard field goal	1	4:13	8	44	3:56
Reed to Messer, 21-yard pass	2	7:59	8	80	3:27
Reed, 3-yard rush	3	9:43	10	75	5:17
Reed to Holiday, 38-yard pass	4	9:31	5	75	1:57
Helton to Alleyne, 8-yard pass	4	2:42	10	70	5:16
at No. 6/4 Ohio State	Qtr.	Time	Plays	Yds.	Elapsed
Carneiro, 43-yard field goal	1	1:07	11	31	4:32
Reed to Corley, 2-yard pass	2	8:10	7	75	2:43
at Troy	Qtr.	Time	Plays	Yds.	Elapsed
Hutchinson, 10-yard run	1	1:35	6	26	4:39
Reed to Corley, 22-yard pass	3	7:54	8	77	3:36
Carneiro, 24-yard field goal	4	14:07	7	69	2:48
Reed to Messer, 12-yard pass	4	2:29	5	80	1:34
Middle Tennessee*	Qtr.	Time	Plays	Yds.	Elapsed
Reed to Ervin-Poindexter, 18-yard pass	1	7:34	4	49	0:30
Carneiro, 45-yard field goal	1	3:23	10	47	2:48
Reed to Messer, 8-yard pass	2	5:17	13	75	4:41
Reed, 1-yard run	2	0:09	3	30	0:23
Young, 14-yard run	4	5:52	11	57	5:21
at Louisiana Tech*	Qtr.	Time	Plays	Yds.	Elapsed
Reed to Corley, 70-yard pass	1	12:03	2	75	0:32
Stepp, 56-yard run	1	5:17	2	80	0:23
Ervin-Poindexter, 1-yard run	1	2:23	3	16	1:18
Reed to Corley, 48-yard pass	2	9:47	6	86	2:34
Reed to Corley, 29-yard pass	2	0:20	14	88	5:26
at Jacksonville State*	Qtr.	Time	Plays	Yds.	Elapsed
Reed to D. Smith, 10-yard pass	1	8:52	8	53	2:20
Carneiro, 28-yard field goal	1	1:55	13	79	5:01
Reed to Helms, 3-yard pass	2	8:36	5	40	2:09
Liberty*	Qtr.	Time	Plays	Yds.	Elapsed
Reed to Corley, 2-yard pass	1	8:55	13	75	6:05
Carneiro, 26-yard field goal	2	12:39	9	55	2:52
Reed to Young, 43-yard pass	4	11:24	8	75	2:57
Reed to Helms, 63-yard pass	4	8:32	1	63	0:09
Reed to Corley, 21-yard pass	4	2:13	6	78	2:00
at UTEP*	Qtr.	Time	Plays	Yds.	Elapsed
Young, 64-yard rush	3	10:49	2	66	0:44
Reed to Corley, 3-yard pass	3	0:14	16	54	8:46
Young, 1-yard rush	4	9:34	8	75	4:41
New Mexico State*	Qtr.	Time	Plays	Yds.	Elapsed
Reed to Young, 72-yard pass	1	13:51	3	75	1:09
Reed, 13-yard rush	1	7:27	10	73	5:11
Reed to Burt, 4-yard pass	2	0:06	17	75	6:09
Reed to Corley, 15-yard pass	4	1:30	7	71	1:21
Sam Houston*	Qtr.	Time	Plays	Yds.	Elapsed
Reed to D. Smith, 45-yard pass	1	9:32	4	57	2:09
Stepp, 3-yard run	2	6:06	6	59	3:04
Reed to Burt, 26-yard pass	2	0:49	7	75	1:18
Reed to Corley, 75-yard pass	4	11:53	7	99	2:58
at FIU*	Qtr.	Time	Plays	Yds.	Elapsed

WKU ALL SCORING DRIVES

Opponent	No.	Plays	Yards	Time
South Florida	6	8.2	65.8	3:02
Houston Christian	7	7.4	62.3	3:28
at No. 6/4 Ohio State	2	9.0	53.0	3:37
at Troy	4	6.5	63.0	3:09
Middle Tennessee*	5	8.2	51.6	2:44
at Louisiana Tech*	5	5.4	69.0	2:02
at Jacksonville State*	3	8.7	57.3	3:10
Liberty*	5	7.4	69.2	2:48
at UTEP*	3	8.7	65.0	4:43
New Mexico State*	4	9.3	73.5	3:27
Sam Houston*	4	6.0	72.5	2:22
at FIU*				
TOTAL AVERAGES	4.4	7.6	64.4	3:04

WKU TOUCHDOWN DRIVES

Opponent	No.	Plays	Yards	Time
South Florida	4	6.5	69.0	2:24
Houston Christian	6	7.3	65.3	3:23
at No. 6/4 Ohio State	1	7	75.0	2:43
at Troy	3	6.3	61.0	3:16
Middle Tennessee*	4	7.8	52.8	2:43
at Louisiana Tech*	5	5.4	69.0	2:02
at Jacksonville State*	2	6.5	46.5	2:14
Liberty*	4	7	72.8	2:47
at UTEP*	3	8.7	65.0	4:43
New Mexico State*	4	9.3	73.5	3:27
Sam Houston*	4	6.0	72.5	2:22
at FIU*				
AVERAGES	3.6	7.1	66.1	2:55

GAME-OPENING DRIVES

	-----WKU-----				-----OPP-----			
	Plays	Yds.	TOP	Result	Plays	Yds.	TOP	Result
South Florida	3	1	1:29	PUNT	13	75	3:24	TD
HCU	4	27	1:30	TD	3	20	1:36	FUMBLE
at No. 6/4 Ohio State	10	43	3:50	DOWNS	8	75	3:20	TD
at Troy	6	30	2:04	PUNT	16	76	6:42	FUMBLE
Middle Tenn.*	7	19	2:35	PUNT	3	-2	1:30	PUNT
at LA Tech*	2	1	0:45	INT	5	42	1:40	TD
at Jax State*	6	22	2:14	PUNT	3	-3	1:28	PUNT
Liberty*	13	75	6:05	TD	7	75	2:41	TD
at UTEP*	4	17	1:48	PUNT	4	10	2:09	PUNT
New Mexico State*	3	75	1:09	TD	3	3	1:04	PUNT
Sam Houston*	4	45	0:55	INT	3	1	2:19	PUNT
at FIU*								

SECOND HALF-OPENING DRIVES

	-----WKU-----				-----OPP-----			
	Plays	Yds.	TOP	Result	Plays	Yds.	TOP	Result
South Florida	6	75	1:59	TD	8	75	2:50	TD
HCU	10	75	5:17	TD	4	12	2:40	PUNT
at NO. 6/4 Ohio State	5	25	2:30	PUNT	5	13	2:35	PUNT
at Troy	8	77	3:36	TD	3	-2	1:33	PUNT
Middle Tenn.*	8	27	3:59	PUNT	15	75	5:57	TD
at LA Tech*	6	18	2:00	PUNT	3	6	2:02	PUNT
at Jax State*	3	2	1:00	PUNT	3	0	1:21	PUNT
Liberty*	3	7	1:15	PUNT	3	7	1:39	PUNT
at UTEP*	2	66	0:44	TD	8	41	3:27	DOWNS
New Mexico State*	4	35	2:39	PUNT	5	29	2:42	PUNT
Sam Houston*	3	6	1:09	INT	3	5	1:28	PUNT
at FIU*								

GAME RECAPS



USF	14	3	7	0	24
WKU	7	10	14	10	41

Sept. 2, 2023 • Houchens-Smith Stadium • Bowling Green, Ky. • 15,438

GAME BREAKDOWN

	USF	WKU
FIRST DOWNS	26	22
Rushing	21	7
Passing	4	13
Penalty	1	2
NET YARDS RUSHING	374	129
Rushing Attempts	61	23
Average Per Rush	6.1	5.6
Rushing Touchdowns	2	2
Yards Gained Rushing	404	129
Yards Lost Rushing	30	0
NET YARDS PASSING	166	336
Completions-Attempts-Int	15-34-2	29-50-0
Average Per Attempt	4.9	6.7
Average Per Completion	11.1	11.6
Passing Touchdowns	1	2
TOTAL OFFENSE YARDS	540	465
Total offense plays	95	73
Average Gain Per Play	5.7	6.4
Fumbles: Number-Lost	1-1	0-0
Penalties: Number-Yards	11-100	9-55
PUNTS-YARDS	6-290	6-261
Average Yards Per Punt	48.3	43.5
Net Yards Per Punt	48.5	42.8
Inside 20	3	2
50+ Yards	2	1
Touchbacks	0	0
Fair catch	2	2
KICKOFFS-YARDS	5-305	8-516
Average Yards Per Kickoff	61.0	64.5
Net Yards Per Kickoff	43.4	41.9
Touchbacks	1	5
Fair Catch Yards	0	24
Punt returns: Number-Yards-TD	3-4-0	1--1-0
Average Per Return	1.3	-1.0
Kickoff returns: Number-Yds-TD	2-32-0	4-63-0
Average Per Return	16.0	15.8
Interceptions: Number-Yds-TD	0-0-0	2-8-0
Fumble Returns: Number-Yds-TD	0-0-0	1-27-1
Possession Time	30:29	29:31
3rd. Down Conv.	8-21	6-16
4th. Down Conversions	4-5	1-2
Red-Zone: Scores - Chances	2-4	3-3
Sacks: Total - Yds.	0-0	5-29
PAT: Total - Made	3-3	5-5
2PT Conversion: Total - Made	0-0	0-0
Field Goals: Total - Made	1-1	2-2

GAME NOTES

- WKU's team captains for the game were wide running back Davion Ervin-Poindexter, linebacker Aaron Key and wide receiver Dalvin Smith.
- WKU won the coin toss and elected to defer its choice to the second half. South Florida received to start the game.
- There was a reported attendance of 15,438.
- The game lasted 4:09 with a kickoff time of 2:32 p.m. CT.
- WKU improved to 4-4 all-time versus South Florida with the victory.
- WKU improved to 63-36-6 all-time in season openers. It is the third-consecutive season-opening victory for the Tops.
- WKU debuted new uniforms that featured bigger helmet decals, stripes on the jersey sleeves and pants, and the Tops script logo under the belt. The uniform combo consisted of chrome helmets, red jerseys, and black pants.
- Desmyn Baker intercepted a South Florida pass on its second possession of the game for his first career interception.
- Running back Markese Stepp punched it in from 2 yards out for the first WKU touchdown of the season. The score was Stepp's first as a Hilltopper.
- After leading the country in passing yards a season ago, Austin Reed picked up where he left off, completing 29-of-50 passes for 336 yards, and two touchdowns. He also rushed for 27 yards and one score.
- Dalvin Smith also continued momentum from last season's New Orleans Bowl posting seven receptions for 97 yards and a touchdown.
- Four Hilltoppers contributed to five total sacks with defensive back Kendrick Simpkins recording the lone multi-sack performance.
- After finishing tied for first in the country in takeaways a season ago, the Hilltopper defense opened the 2023 season with three takeaways.

SCORING SUMMARY

Team	Q	Time	Scoring Play	Pl-Yds	TOP	Score
USF	1	11:36	Brown 6-yard rush (Cannon kick)	13-75	3:24	7-0
WKU	1	7:03	Stepp 2-yard rush (Carneiro kick)	5-53	1:45	7-7
USF	1	4:28	K. Brown 84-yard pass from B. Brown (Cannon kick)	2-82	0:32	14-7
USF	2	13:31	Cannon 37-yard field goal	13-62	4:58	17-7
WKU	2	7:37	Carneiro 41-yard field goal	10-56	2:10	17-10
WKU	2	3:04	Reed 16-yard rush (Carneiro kick)	9-66	3:52	17-17
WKU	3	13:01	D. Smith 42-yard pass from Reed (Carneiro kick)	6-75	1:59	17-24
USF	3	10:11	B. Brown 28-yard rush (Cannon kick)	8-75	2:50	24-24
WKU	3	8:03	M. Barry 51-yard pass from Reed (Carneiro kick)	6-82	2:02	24-31
WKU	4	3:19	Carneiro 42-yard field goal	13-63	6:26	24-34
WKU	4	2:51	Evans 27-yard fumble return	--	0:28	21-41

STAT LEADERS

WKU

PASSING	C-A-I	Yds	TD	Long	Sack
Reed	29-50-0	336	2	51	0

RUSHING	Att.	Yds	TD	Long	Avg.
Ervin-Poindexter	10	45	0	14	4.5
Reed	3	27	3	16	9.0
Hutchinson	1	23	0	23	23.0
Stepp	4	21	1	11	5.2

RECEIVING	No.	Yds	TD	Long
D. Smith	7	97	1	42
B. Smith	5	50	0	19
Corley	4	55	0	30
Hutchinson	4	35	0	19
Stepp	2	18	0	23
Messer	2	18	0	14
Ervin-Poindexter	2	1	0	3
Barry	1	51	1	51
Burt Jr.	1	6	0	6
Jimmy Holiday	1	5	0	5

South Florida

PASSING	C-A-I	Yds	TD	Long	Sack
B. Brown	15-34	2	1	84	5

RUSHING	Att.	Yds	TD	Long	Avg.
B. Brown	25	160	2	37	6.4
Wright	17	111	0	20	6.5
Dukes	8	64	0	23	8.0
Powell	11	39	0	20	3.5

RECEIVING	No.	Yds	TD	Long
Atkins	5	43	0	14
K. Brown	3	95	1	84
Wright	2	10	0	10

GAME RECAPS



HCU	0	14	0	8	22
WKU	24	7	7	14	52

Sept. 9, 2023 • Houchens-Smith Stadium • Bowling Green, Ky. • 20,712

GAME BREAKDOWN

	HCU	WKU
FIRST DOWNS	24	27
Rushing	11	9
Passing	11	15
Penalty	2	3
NET YARDS RUSHING	155	115
Rushing Attempts	35	25
Average Per Rush	4.4	4.6
Rushing Touchdowns	1	1
Yards Gained Rushing	176	132
Yards Lost Rushing	21	17
NET YARDS PASSING	213	318
Completions-Attempts-Int	18-28-1	32-38-0
Average Per Attempt	7.6	8.4
Average Per Completion	11.8	9.9
Passing Touchdowns	2	5
TOTAL OFFENSE YARDS	368	433
Total offense plays	63	63
Average Gain Per Play	5.8	6.9
Fumbles: Number-Lost	5-2	1-0
Penalties: Number-Yards	9-92	4-50
PUNTS-YARDS	4-152	3-117
Average Yards Per Punt	38.0	39.0
Net Yards Per Punt	38.0	39.0
Inside 20	1	0
50+ Yards	0	0
Touchbacks	0	0
Fair catch	3	0
KICKOFFS-YARDS	4-259	8-518
Average Yards Per Kickoff	64.8	64.8
Net Yards Per Kickoff	63.0	63.4
Touchbacks	3	7
Punt returns: Number-Yards-TD	0-0-0	0--0
Average Per Return	0	0
Kickoff returns: Number-Yds-TD	1-7-0	1-11-0
Average Per Return	7.0	11.0
Interceptions: Number-Yds-TD	0-0-0	1-53-1
Fumble Returns: Number-Yds-TD	0-0-0	2-3-0
Possession Time	27:28	30:13
3rd. Down Conv.	7-11	5-10
4th. Down Conversions	0-1	1-1
Red-Zone: Scores - Chances	2-2	5-5
Sacks: Total - Yds.	0-0	1-5
PAT: Total - Made	2-2	7-7
2PT Conversion: Total - Made	1-1	0-0
Field Goals: Total - Made	0-0	1-1

GAME NOTES

- WKU's team captains, for the game were linebacker JaQues Evans, offensive lineman Vincent Murphy and wide receiver Easton Messer.
- HCU won the coin toss and elected to receive the opening kick. WKU kicked off to start the game.
- There was a reported attendance of 20,712.
- The game lasted 3:08 with a kickoff time of 6:02 p.m. CT.
- WKU improved to 2-0 all-time versus Houston Christian with the victory.
- WKU improved to 2-0 for the first time in back-to-back years for the first time since the 1999-00 seasons.
- WKU debuted the new version of its white uniforms in a White Out game. The Hilltoppers wore white helmets with the "Tops" script logo embedded with the WKU Seal, white jerseys, and white pants.
- On HCU's fourth offensive play, Kendrick Simpkins recorded a strip-sack, recovered by JaQues Evans. Simpkins now has 2.5 sacks in the first two games.
- Tight end River Helms put the Tops on the board, scoring his first career touchdown as a Hilltopper.
- Just over three minutes later, wide receiver Blue Smith scored his first Hilltopper touchdown to put the Tops up 14-0 early in the first quarter.
- Upton Stout's fifth career interception turned into a 53-yard pick-six to put the Tops up 24-0 in the first quarter. It was Stout's second pick-six of his career.
- Austin Reed, completed 27-of-33 passes for 253 yards, and four touchdowns. Reed also rushed for 14 yards and one touchdown. It was Reed's third career five touchdown performance.
- Easton Messer led all Hilltopper receivers with nine receptions, 116 yards, and a touchdown. It was Messer's second career touchdown and first career 100-yard performance.
- After finishing tied for first in the country in takeaways a season ago, the Hilltopper defense has forced three turnovers in back-to-back games to start the 2023 campaign.

SCORING SUMMARY

Team	Q	Time	Scoring Play	Pl-Yds	TOP	Score
WKU	1	11:54	Helms 4-yard pass from Reed (Carneiro kick)	4-27	1:30	7-0
WKU	1	8:12	Smith 20-yard pass from Reed (Carneiro kick)	7-65	2:56	14-0
WKU	1	4:13	Carneiro 27-yard field goal	8-44	3:56	17-0
WKU	1	1:43	Stout 53-yard interception return (Carneiro kick)	--	--	24-0
WKU	2	7:59	Messer 21-yard pass from Reed (Carneiro kick)	8-80	3:27	31-0
HCU	2	2:36	Reynolds 14-yard pass from Suits (Fedor kick)	10-75	5:23	31-7
HCU	2	0:19	Reynolds 22-yard pass from Suits (Fedor kick)	7-61	0:43	31-14
WKU	3	9:43	Reed 3-yard rush (Carneiro kick)	10-75	5:17	38-14
HCU	4	11:28	Dozier 9-yard rush (PAT pass by Fuller)	11-77	4:11	38-22
WKU	4	9:31	Holiday 38-yard pass from Reed (Carneiro kick)	5-75	1:57	45-22
WKU	4	2:42	Alleyne 8-yard pass from Helton (Carneiro kick)	10-70	5:16	52-22

STAT LEADERS

WKU

PASSING	C-A-I	Yds	TD	Long	Sack
Reed	27-33-0	253	4	38	0
Helton	5-5-0	65	1	26	0

RUSHING	Att.	Yds	TD	Long	Avg.
Steepp	9	48	0	20	5.3
Ervin-Poindexter	5	33	0	14	6.6
Messer	1	18	0	18	18
Reed	4	14	1	8	3.5
Young	4	7	0	10	1.8

RECEIVING	No.	Yds	TD	Long
Messer	9	116	1	26
Holiday	4	62	1	38
B. Smith	3	38	1	20
Ervin-Poindexter	3	27	0	13
Capers	3	18	0	14
Hutchinson	3	4	0	7
Barry	2	18	0	11
Helms	2	17	1	13
D. Smith	2	10	0	8
Alleyne	1	8	1	8

Houston Christian

PASSING	C-A-I	Yds	TD	Long	Sack
Suits	18-27-1	213	2	32	1

RUSHING	Att.	Yds	TD	Long	Avg.
Dozier	18	80	1	19	4.4
Valenzuela	8	51	0	27	6.4
Suits	8	30	0	11	3.8

RECEIVING	No.	Yds	TD	Long
Reynolds	7	106	2	32
Sotelo	4	52	0	21
Sherfield	4	37	0	14

GAME RECAPS



WKU	3	7	0	0	10
No. 6/4 Ohio State	7	35	7	14	63

Sept. 16, 2023 • Ohio Stadium • Columbus, Ohio • 100,217

GAME BREAKDOWN

	WKU	NO. 6/4 OSU
FIRST DOWNS	15	24
Rushing	5	9
Passing	9	15
Penalty	1	0
NET YARDS RUSHING	80	204
Attempts	33	33
Avg. Per Rush	2.4	6.2
Rushing TDs	0	3
Yards Gained	103	207
Yds. Lost	23	3
NET YARDS PASSING	204	358
Comp. - Att. - Int.	22-39-2	22-27-1
Avg. / Att.	5.2	13.3
Avg. / Comp.	9.3	16.3
TDs	1	4
TOTAL OFFENSE YARDS	284	562
Plays	72	60
Avg. / Play	3.9	9.4
Fumbles - Lost	3-2	2-1
Penalties - Yards	3-24	5-40
PUNTS-YARDS	4-166	2-74
Avg. / Punt	41.5	37
Net / Punt	37.0	37.0
Inside 20	2	1
50+ Yards	0	0
Touchbacks	0	0
KICKOFFS-YARDS	3-192	10-639
Avg. Yards / Kickoff	64.0	63.9
Net Yards / Kickoff	44.0	48.3
Touchbacks	1	7
Fair Catch	0	41
RETURNS		
Punt: Total - Yards - TDs	0-0-0	1-18-0
Punt: Avg. / Return	NaN	18.0
Kickoff: Total - Yards - TDs	1-16-0	2-40-0
Kickoff: Avg. / Return	16.0	20.0
INT: Total - Yards - TDs	1-0-0	2-58-1
Fumble: Total - Yards - TDs	0-0-0	2-0-1
MISCELLANEOUS		
Possession Time	32:34	27:26
3rd Down Conversions	3 of 16	5 of 10
4th Down Conversions	3 of 6	2 of 2
Red-Zone Scores-Chances	2-2	3-3
Touchdowns	1-2	3-3
Field Goals	1-2	0-3
Sacks: Total - Yards	1-3	2-11
PAT: Total - Made	1-1	9-9
Field Goals: Total - Made	1-1	0-0

GAME NOTES

- WKU's team captains for the game were defensive back Upton Stout, wide receiver Blue Smith and kicker Cory Munson.
- Ohio State won the coin toss and elected to receive the opening kick. WKU kicked off to start the game.
- There was a reported attendance of 100,217. It's the fourth-largest crowd WKU has played in front of in program history.
- The game lasted 3:33 with a kickoff time of 3:02 p.m. CT.
- WKU fell to 0-1 all-time against Ohio State with the loss.
- WKU dropped to 1-13 against ranked teams since 2007. The lone win came against #19 Marshall, when the Tops beat the Thundering Herd, 67-66, in 2014.
- The 63 points surrendered marks the most allowed by a Hilltopper team since beating #19 Marshall, 67-66, in 2014.
- WKU debuted black helmets for the first time this season with a brand-new decal featuring an all-red version of the red towel.
- WKU forced its seventh turnover on the Buckeyes second possession of the game by way of a strip sack from Hosea Wheeler.
- Wheeler forced his second turnover of the game with an interception late in the fourth quarter.
- The Hilltoppers have forced multiple turnovers in all three games this season.
- Wide receiver Malachi Corley made his return to the field after a one-game absence. He finished with eight receptions for 88 yards and a touchdown.
- Kicker Lucas Carneiro remained perfect on the season, making his only field goal attempt from 43 yards out and nailing a PAT. He is now 4-for-4 field goal attempts and 13-for-13 on PATs.
- Defensive back Talique Allen led the Hilltopper defense in tackles with eight, six solo.

SCORING SUMMARY

Team	Q	Time	Scoring Play	Pl-Yds	TOP	Score
OSU	1	11:32	Henderson 21-yard run (Fielding kick)	8-75	3:20	0-7
WKU	1	1:07	Carneiro 43-yard field goal	11-31	4:32	3-7
OSU	2	10:53	Henderson 7-yard run (Fielding kick)	12-82	5:07	3-14
WKU	2	8:10	Corley 2-yard pass from Reed (Carneiro kick)	7-75	2:43	10-14
OSU	2	8:00	Harrison 75-yard pass from McCord (Fielding kick)	1-75	0:10	10-21
OSU	2	4:13	Trayanum 40-yard run (Fielding kick)	1-40	0:07	10-28
OSU	2	1:55	Egbuka 15-yard pass from McCord (Fielding kick)	4-48	1:25	10-35
OSU	2	0:08	Egbuka 14-yard pass from McCord (Fielding kick)	3-58	0:20	10-42
OSU	3	4:38	Williams 0-yard fumble recovery (Fielding kick)	--	--	10-49
OSU	4	12:37	Tate 28-yard pass from Brown (Fielding kick)	7-55	3:23	10-56
OSU	4	5:26	Matthews 58-yard interception return	--	--	10-63

STAT LEADERS

WKU

PASSING	C-A-I	Yds	TD	Long	Sack
Reed	21-37-1	207	1	34	1

RUSHING	Att.	Yds	TD	Long	Avg.
Sanders	7	26	0	9	3.7
Ervin-Poindexter	5	22	0	18	4.4
Stepp	8	19	0	8	2.4
Reed	7	14	0	4	2.0

RECEIVING	No.	Yds	TD	Long
Corley	8	88	1	34
Burt	3	20	0	10
Helms	2	41	0	30
B. Smith	2	30	0	21
Ervin Poindexter	2	10	0	8
Stepp	2	10	0	3


No. 6/4 Ohio State

PASSING	C-A-I	Yds	TD	Long	Sack
McCord	19-23-0	318	3	75	1
Brown	3-4-1	40	1	28	0

RUSHING	Att.	Yds	TD	Long	Avg.
Henderson	13	88	2	21	6.8
Trayanum	5	56	1	40	11.2
Williams	5	23	0	8	4.6

RECEIVING	No.	Yds	TD	Long
Harrison	5	126	1	75
Stover	5	90	0	40
Egbuka	4	57	2	21

GAME RECAPS



WKU	7	0	7	10	24
Troy	0	10	10	7	27

Sept. 23, 2023 • Veterans Memorial Stadium • Troy, Ala. • 26,124

GAME BREAKDOWN

	WKU	Troy
FIRST DOWNS	16	24
Rushing	2	10
Passing	11	13
Penalty	3	1
NET YARDS RUSHING	13	172
Attempts	13	46
Avg. Per Rush	1.0	3.7
Rushing TDs	1	2
Yards Gained	28	204
Yds. Lost	15	32
NET YARDS PASSING	275	349
Comp. - Att. - Int.	24-40-0	22-35-0
Avg. / Att.	6.9	10.0
Avg. / Comp.	11.5	15.9
TDs	2	1
TOTAL OFFENSE YARDS	288	521
Plays	53	81
Avg. / Play	5.4	6.4
Fumbles - Lost	2-2	5-3
Penalties - Yards	3-21	7-71
PUNTS-YARDS	5-189	4-151
Avg. / Punt	37.8	37.8
Net / Punt	37.6	38.0
Inside 20	2	2
50+ Yards	0	1
Touchbacks	0	0
Fair Catch	3	0
KICKOFFS-YARDS	5-316	5-322
Avg. Yards / Kickoff	63.2	64.4
Net Yards / Kickoff	48.0	48.0
Touchbacks	3	3
Fair Catch	20	23
RETURNS		
Punt: Total - Yards - TDs	1--1-0	1-1-0
Punt: Avg. / Return	-1.0	1.0
Kickoff: Total - Yards - TDs	1-22-0	1-16-0
Kickoff: Avg. / Return	22.0	16.0
INT: Total - Yards - TDs	0-0-0	0-0-0
Fumble: Total - Yards - TDs	1-63-0	0-0-0
MISCELLANEOUS		
Miscellaneous Yards	0	0
Possession Time	21:01	38:59
Red-Zone Scores-Chances	3-3	4-5
Touchdowns	2-3	2-5
Field Goals	1-3	2-5
Sacks: Total - Yards	5-25	1-9
PAT: Total - Made	3-3	3-3
Field Goals: Total - Made	1-1	2-2

GAME NOTES

- WKU's team captains for the game were linebacker Niko Cooper, wide receiver Malachi Corley and punter Tom Ellard.
- WKU won the coin toss and elected to receive the opening kick. Troy kicked off to start the game.
- There was a reported attendance of 26,124.
- The game lasted 3:32 with a kickoff time of 11:07 a.m. CT.
- WKU fell to 2-11-1 all-time against Troy with the loss.
- WKU wore chrome helmets with white jerseys and red pants for the first time this season.
- WKU forced three turnovers for the third time this season. The Tops have now forced at least two turnovers in every game thus far.
- Kendrick Simpkins tallied his second strip-sack of the season on the first possession of the game. Terrion Thompson picked it up and returned it 63 yards to setup the first touchdown of the game.
- Redshirt freshman defensive end Deante McCray notched his first two sacks of his collegiate career while also leading the team in tackles with nine on the day.
- Defensive Back Upton Stout had two of the three total pass breakups on the day to add onto his seven total tackles.
- Wide receiver Malachi Corley picked up right where he left off from last week, hauling in nine catches for 112 yards and a touchdown. The YAC King now has 21 catches for 255 yards and two touchdowns in just over two full games of action.
- Wide receiver Easton Messer fell just short of his second career 100-yard receiving game, totaling 6 receptions for 96 yards while scoring his third career touchdown.
- Kicker Lucas Carneiro remains perfect on the season, making his only field goal attempt from 24 yards out and nailing three PATs. He is now 5-for-5 field goal attempts and 16-for-16 on PATs.

SCORING SUMMARY

Team	Q	Time	Scoring Play	Pl-Yds	TOP	Score
WKU	1	1:35	Hutchinson 3-yard run (Carneiro kick)	6-26	4:39	7-0
TROY	2	6:09	Renfroe 25-yard field goal	12-56	6:27	7-3
TROY	2	0:00	Lewis 40-yard pass from Watson (Renfroe kick)	5-56	0:30	7-10
TROY	3	11:37	Vidal 19-yard run (Renfroe kick)	4-38	1:50	7-17
WKU	3	7:54	Corley 22-yard pass from Reed (Carneiro kick)	8-77	3:36	14-17
TROY	3	1:55	Renfroe 26-yard field goal	9-66	5:59	14-20
WKU	4	14:07	Carneiro 24-yard field goal	7-69	2:48	17-20
TROY	4	5:37	Vidal 11-yard run (Renfroe kick)	10-89	4:56	17-27
WKU	4	2:29	Messer 12-yard pass from Reed (Carneiro kick)	5-80	1:34	24-27

STAT LEADERS

WKU

PASSING	C-A-I	Yds	TD	Long	Sack
Reed	24-40-0	275	2	35	1

RUSHING	Att.	Yds	TD	Long	Avg.
Young	5	9	0	4	1.8
Corley	1	6	0	6	6.0
Sanders	2	6	0	4	2.5
Hutchinson	1	3	1	3	3

RECEIVING	No.	Yds	TD	Long
Corley	9	107	1	31
Messer	6	96	1	35
Hutchinson	3	16	0	8
Barry	1	24	0	24
Burt Jr.	2	12	0	8

Troy

PASSING	C-A-I	Yds	TD	Long	Sack
Watson	22-35-0	349	1	40	5

RUSHING	Att.	Yds	TD	Long	Avg.
Vidal	26	156	2	27	6.0
Taylor	8	28	0	7	3.5
Martin	2	6	0	4	3.0

RECEIVING	No.	Yds	TD	Long
Lewis	3	101	1	40
Stoudemire	6	99	0	30
Vidal	4	58	0	28
Ross	3	55	0	38
Barber	3	18	0	8

GAME RECAPS



MTSU	0	3	7	0	10
WKU	10	13	0	8	31

Sept. 28, 2023 • Houchens-Smith Stadium • Bowling Green, Ky. • 14,712

GAME BREAKDOWN

	MTSU	WKU
FIRST DOWNS	20	22
Rushing	6	6
Passing	11	16
Penalty	3	0
NET YARDS RUSHING	121	147
Attempts	28	28
Avg. Per Rush	4.3	5.3
Rushing TDs	1	2
Yards Gained	129	156
Yds. Lost	8	9
NET YARDS Passing	252	297
Comp. - Att. - Int.	27-45-2	30-52-1
Avg. / Att.	5.6	5.7
Avg. / Comp.	9.3	9.9
TDs	0	2
TOTAL OFFENSE YARDS	373	444
Plays	73	80
Avg. / Play	5.1	5.6
Fumbles - Lost	1-1	0-0
Penalties - Yards	7-40	8-68
PUNTS-YARDS	5-210	6-251
Avg. / Punt	42	41.8
Net / Punt	40.6	41.2
Inside 20	2	2
50+ Yards	1	0
Touchbacks	0	0
Fair Catch	1	5
KICKOFFS-YARDS	3-189	6-366
Avg. Yards / Kickoff	63.0	61.0
Net Yards / Kickoff	51.3	49.7
Touchbacks	1	2
Fair Catch	20	48
RETURNS		
Punt: Total - Yards - TDs	1-4-0	3-7-0
Punt: Avg. / Return	4.0	2.3
Kickoff: Total - Yards - TDs	2-28-0	1-15-0
Kickoff: Avg. / Return	14.0	15.0
INT: Total - Yards - TDs	1-20-0	2-0-0
Fumble: Total - Yards - TDs	0-0-0	1-1-0
MISCELLANEOUS		
Miscellaneous Yards	0	0
Possession Time	28:07	31:53
3rd Down Conversions	5 of 16	10 of 19
4th Down Conversions	2 of 4	1 of 1
Red-Zone Scores-Chances	2-3	4-4
Touchdowns	1-3	4-4
Field Goals	1-3	0-4
Sacks: Total - Yards	0-0	1-4
PAT: Total - Made	1-1	2-2
Field Goals: Total - Made	1-1	1-1

GAME NOTES

- WKU's team captains for the game were defensive lineman Deante McCray, quarterback Austin Reed, and running back Elijah Young.
- WKU won the coin toss and elected to receive the opening kick. MTSU kicked off to start the game.
- There was a reported attendance of 14,712.
- The game lasted 3:37 with a kickoff time of 6:32 p.m. CT.
- WKU improved to 37-35-1 all-time versus MTSU. Including five straight wins in the Tyson Helton Era.
- WKU wore chrome helmets with red jerseys and red pants for the first time this season.
- WKU forced three turnovers for the fourth time this season. The Tops have now forced three or more turnovers in four of five games this season.
- Quarterback Austin Reed finished with multiple touchdowns for the fourth time in five games, completing 30-of-52 passes for 297 yards and three total touchdowns. His two touchdown passes give him 52 total on his WKU career, tying Kawuan Jakes for fourth place on the program's all-time touchdown passes list.
- Receiver Malachi Corley recorded eight receptions for 81 yards, all eight coming in the first half.
- Running back Elijah Young tallied his first career Hilltopper touchdown in amazing fashion, hurdling a defender on his way to the endzone.
- Running back LT Sanders broke loose for the longest rush of the season for WKU, going 56 yards to ice the game late in the fourth quarter.
- Defensive back Takulve Williams totaled the most tackles on the defensive side with 12 as well as notching his first interception late in the fourth quarter.
- In the first start of his career, Bryson Washington made it count, recovering a fumble and coming down with a one-handed interception.

SCORING SUMMARY

Team	Q	Time	Scoring Play	Pl-Yds	TOP	Score
WKU	1	7:34	Ervin-Poindexter 18-yard pass from Reed (Carneiro kick)	4-49	0:30	0-7
WKU	1	3:23	Carneiro 45-yard field goal	10-47	2:48	0-10
MTSU	2	9:58	Rankin 23-yard field goal	8-50	3:37	3-10
WKU	2	5:17	Messer 8-yard pass from Reed (Carneiro kick)	13-75	4:41	3-17
WKU	2	0:09	Reed 1-yard run (PAT failed)	3-30	0:23	3-23
MTSU	3	9:03	Peasant 16-yard run (Rankin kick)	15-75	5:57	10-23
WKU	4	5:52	Young 14-yard run (D. Smith pass)	11-57	5:21	10-31

STAT LEADERS

WKU

PASSING	C-A-I	Yds	TD	Long	Sack
Reed	30-52-1	297	2	31	0

RUSHING	Att.	Yds	TD	Long	Avg.
Sanders	7	83	0	56	11.9
Young	6	30	1	14	5.0
Reed	6	23	1	16	3.8
Stapp	6	16	0	5	2.7

RECEIVING	No.	Yds	TD	Long
Corley	8	81	0	31
Messer	4	43	1	15
Holiday	3	42	0	20
Barry	3	36	0	14
Burt Jr.	3	23	0	16
Stapp	1	19	0	19
Ervin-Poindexter	1	18	1	18
Helms	2	15	0	10

Middle Tennessee

PASSING	C-A-I	Yds	TD	Long	Sack
Vattiato	27-45-2	252	0	40	1

RUSHING	Att.	Yds	TD	Long	Avg.
Peasant	14	76	1	16	5.4
Credle	7	39	0	23	5.6
Vattiato	7	6	0	5	0.0

RECEIVING	No.	Yds	TD	Long
Olson	6	76	0	28
Willis	6	70	0	25
Metcalf	5	43	0	40
Credle	5	31	0	8
England-Chisolm	3	20	0	8

GAME RECAPS



WKU	21	14	0	0	35
LA Tech	7	0	14	7	28

Oct. 5, 2023 • Joe Aillet Stadium • Ruston, La. • 13,014

GAME BREAKDOWN

	WKU	Troy
FIRST DOWNS	14	19
Rushing	2	6
Passing	11	12
Penalty	1	1
NET YARDS RUSHING	129	138
Attempts	28	38
Avg. Per Rush	4.6	3.6
Rushing TDs	2	3
Yards Gained	131	184
Yds. Lost	2	46
NET YARDS PASSING	297	259
Comp. - Att. - Int.	19-34-1	21-41-2
Avg. / Att.	8.7	6.3
Avg. / Comp.	15.6	12.3
TDs	3	1
TOTAL OFFENSE YARDS	426	397
Plays	62	79
Avg. / Play	6.9	5
Fumbles - Lost	1-0	3-0
Penalties - Yards	4-43	7-55
PUNTS-YARDS	7-285	6-272
Avg. / Punt	40.7	45.3
Net / Punt	30.7	45.3
Inside 20	0	2
50+ Yards	0	0
Touchbacks	0	0
Fair Catch	2	4
KICKOFFS-YARDS	6-388	5-321
Avg. Yards / Kickoff	64.7	64.2
Net Yards / Kickoff	45.5	48.2
Touchbacks	4	4
Fair Catch	0	21
RETURNS		
Punt: Total - Yards - TDs	0-0-0	5-70-0
Punt: Avg. / Return	NaN	14.0
Kickoff: Total - Yards - TDs	0-0-0	2-35-0
Kickoff: Avg. / Return	NaN	17.5
INT: Total - Yards - TDs	2-40-0	1-0-0
Fumble: Total - Yards - TDs	0-0-0	0-0-0
Miscellaneous Yards	0	0
Possession Time	26:03	33:57
3rd Down Conversions	3 of 14	4 of 17
4th Down Conversions	1 of 2	4 of 6
Red-Zone Scores-Chances	2-2	3-4
Touchdowns	2-2	3-4
Field Goals	0-2	0-4
Sacks: Total - Yards	2-21	0-0
PAT: Total - Made	5-5	4-4
Field Goals: Total - Made	0-0	0-1

GAME NOTES

- WKU's team captains, for the game were tight end River Helms, cornerback Davion Williams and linebacker Bryson Washington.
- LA Tech won the toss and deferred to the second half. WKU received the opening kickoff.
- There was a reported attendance of 13,014.
- The game lasted 3:55 with a kickoff time of 7:03 p.m. CT.
- WKU improved to 5-5 all-time against LA Tech and won back-to-back games in the series for the first time.
- WKU wore red pants, white jerseys, and white helmets.
- With two more interceptions tonight, the Tops have forced at least two turnovers in every game this season, including three or more in four of six games.
- Receiver Malachi Corley had a career night, posted eight receptions for 207 yards and three touchdowns. The 207 yards were a career-high and the three touchdown receptions tied a career-high previously set last season against Austin Peay. He moved into sole possession of second all-time in program history in career receptions with 217. He also moved into third all-time in program history in career touchdown receptions with 23 now as a Hilltopper.
- Quarterback Austin Reed finished the night 19-for-34 passing for 297 yards and three passing touchdowns.
- Running backs Markese Stepp and Davion Ervin-Poindexter each tallied a rushing touchdown.
- Stepp's came from 56 yards out while Ervin-Poindexter's was from 1 yard out.
- Defensive back Virgil Marshall notched his first career interception midway through the first quarter.
- Defensive back Anthony Johnson recorded his first career interception to ice the game late in the fourth quarter.

SCORING SUMMARY

Team	Q	Time	Scoring Play	Pl-Yds	TOP	Score
LA Tech	1	12:35	Shelton 25-yard run (Barnes kick)	5-42	1:40	0-7
WKU	1	12:03	Corley 70-yard pass from Reed (Carneiro kick)	2-75	0:32	7-7
WKU	1	5:17	Stepp 56-yard run (Carneiro kick)	2-80	0:23	14-7
WKU	1	2:23	Ervin-Poindexter 1-yard run (Carneiro kick)	3-16	1:18	21-7
WKU	2	9:47	Corley 48-yard pass from Reed (Carneiro kick)	6-86	2:34	28-7
WKU	2	0:20	Corley 29-yard pass from Reed (Carneiro kick)	14-88	5:26	35-7
LA Tech	3	8:41	Maxwell 19-yard pass from Turner (Barnes kick)	7-65	2:17	35-14
LA Tech	3	3:13	Turner 1-yard run (Barnes kick)	4-54	1:58	35-21
LA Tech	4	3:09	Shelton 1-yard run (Barnes kick)	6-47	1:43	35-28

STAT LEADERS

WKU

PASSING	C-A-I	Yds	TD	Long	Sack
Reed	19-34-1	297	3	70	0

RUSHING	Att.	Yds	TD	Long	Avg.
Stepp	9	76	1	56	8.4
Young	7	22	0	6	3.1
Ervin-Poindexter	4	14	1	6	3.5
Sanders	3	14	0	9	4.7

RECEIVING	No.	Yds	TD	Long
Corley	8	207	3	70
Holiday	2	27	0	21
Messer	2	19	0	16
Ervin-Poindexter	1	16	0	16
D. Smith	2	12	0	7

LA Tech

PASSING	C-A-I	Yds	TD	Long	Sack
Turner	21-41-2	259	1	35	2

RUSHING	Att.	Yds	TD	Long	Avg.
Shelton	21	118	2	25	5.6
Thornton	4	22	0	7	5.5
Turner	11	18	1	12	1.6

RECEIVING	No.	Yds	TD	Long
Harris	11	117	0	35
Edwards	3	51	0	21
Rivera	3	41	0	18
Maxwell	2	34	1	19
Allen	1	18	0	18

GAME RECAPS



WKU	10	7	0	0	17
Jax State	0	10	0	10	20

Oct. 17, 2023 • JSU Stadium • Jacksonville, Ala. • 17,977

GAME BREAKDOWN

	WKU	Jax State
FIRST DOWNS	16	27
Rushing	3	16
Passing	13	11
Penalty	0	0
NET YARDS RUSHING	89	262
Attempts	24	55
Avg. Per Rush	3.7	4.8
Rushing TDs	0	2
Yards Gained	99	292
Yds. Lost	10	30
NET YARDS PASSING	250	222
Comp. - Att. - Int.	24-48-1	23-40-1
Avg. / Att.	5.2	5.6
Avg. / Comp.	10.4	9.7
TDs	2	0
TOTAL OFFENSE YARDS	339	484
Plays	72	95
Avg. / Play	4.7	5.1
Fumbles - Lost	1-0	2-1
Penalties - Yards	1-6	2-13
PUNTS-YARDS	8-312	5-184
Avg. / Punt	39	36.8
Net / Punt	39.1	36.8
Inside 20	5	2
50+ Yards	1	0
Touchbacks	0	0
Fair Catch	2	3
KICKOFFS-YARDS	4-249	4-245
Avg. Yards / Kickoff	62.3	61.3
Net Yards / Kickoff	57.3	40.5
Touchbacks	1	0
Fair Catch	64	0
RETURNS		
Punt: Total - Yards - TDs	0-0-0	1--1-0
Punt: Avg. / Return	NaN	-1.0
Kickoff: Total - Yards - TDs	4-83-0	0-0-0
Kickoff: Avg. / Return	20.8	NaN
INT: Total - Yards - TDs	1-19-0	1-18-0
Fumble: Total - Yards - TDs	0-0-0	0-0-0
MISCELLANEOUS		
Miscellaneous Yards	0	0
Possession Time	26:56	33:04
3rd Down Conversions	7 of 18	10 of 21
4th Down Conversions	0 of 1	1 of 3
Red-Zone Scores-Chances	3-3	3-3
Touchdowns	2-3	1-3
Field Goals	1-3	2-3
Sacks: Total - Yards	3-15	1-8
PAT: Total - Made	2-2	2-2
Field Goals: Total - Made	1-1	2-2

GAME NOTES

- WKU's team captains for the game were defensive back Anthony Johnson Jr., offensive lineman Quantavious Leslie and tight end Trevor Borland.
- Jax State won the toss and deferred to the second half. WKU received the opening kickoff.
- There was a reported attendance of 17,977.
- The game lasted 3:23 with a kickoff time of 6:33 p.m. CT.
- WKU dropped to 4-2 all-time against Jax State, losing its first game to the Gamecocks since 1996.
- WKU wore white pants, white jerseys, and chrome helmets for the first time this season.
- With two more turnovers tonight, the Tops have forced at least two turnovers in every game this season, including three or more in four of seven games.
- Offensive lineman Wesley Horton forced a fumble on a Jax State defender after he intercepted a pass for the first WKU forced turnover of the game.
- Defensive back Anthony Johnson Jr. retrieved his second Hilltopper interception in as many games for the Tops second turnover of the night.
- Tight end River Helms set a new career-high for receiving yards in a game, catching three passes for 50 yards and one touchdown.
- Quarterback Austin Reed moved into fifth place all-time at WKU for career pass completions with 563. He passed Justin Haddix who had a mark of 541. Reed finished the night 24-for-48 for 250 yards, two touchdowns and one interception.
- Wide Receiver Dalvin Smith found the endzone for the first time since the first game of the year. Smith finished the game with three receptions for 23 yards and one touchdown.
- Kicker Lucas Carneiro remained perfect on the season, making his only field goal attempt of the game. He improved to 7-of-7 on field goal attempts and 25-of-25 on PAT attempts.

SCORING SUMMARY

Team	Q	Time	Scoring Play	PI-Yds	TOP	Score
WKU	1	8:52	D. Smith 10-yard pass from Reed (Carneiro kick)	8-53	2:20	7-0
WKU	1	1:55	Carneiro 28-yard field goal	13-79	5:01	10-0
JSU	2	12:45	Webb 10-yard run (Karajic kick)	11-75	4:10	10-7
WKU	2	8:36	Helms 3-yard pass from Reed (Carneiro kick)	5-40	2:09	17-7
JSU	2	5:35	Karajic 23-yard field goal	10-70	3:01	17-10
JSU	4	4:40	Lewis 26-yard run (Karajic kick)	11-91	3:39	17-17
JSU	4	0:00	Karajic 41-yard field goal	10-45	2:32	17-20

STAT LEADERS

WKU

PASSING	C-A-I	Yds	TD	Long	Sack
Reed	24-48-1	250	2	35	1
RUSHING	Att.	Yds	TD	Long	Avg.
Young	10	39	0	10	3.9
Stepp	7	23	0	8	3.3
Reed	2	18	0	26	9.0
Ervin-Poindexter	3	7	0	5	2.3
RECEIVING	No.	Yds	TD	Long	
Hutchinson	4	52	0	35	
Helms	3	50	1	33	
Corley	6	47	0	15	
Burt Jr.	1	27	0	27	
D. Smith	3	23	1	10	

Jacksonville State

PASSING	C-A-I	Yds	TD	Long	Sack
Webb	22-39-1	218	0	23	3
Smothers	1-1-0	4	0	4	0
RUSHING	Att.	Yds	TD	Long	Avg.
Webb	28	146	1	42	5.2
Lewis	17	85	1	26	5.0
Evans	3	15	0	8	5.0
Bennett	5	10	0	6	2.0
RECEIVING	No.	Yds	TD	Long	
Wells	5	53	0	23	
Carter	2	27	0	21	
Joiner	2	26	0	18	
Brown	2	23	0	18	
Lewis	4	21	0	9	

GAME RECAPS



Liberty	7	7	7	21	42
WKU	7	3	0	19	29

Oct. 24, 2023 • Houchens-Smith Stadium • Bowling Green, Ky. • 16,036

GAME BREAKDOWN

	Liberty	WKU
FIRST DOWNS	27	24
Rushing	17	7
Passing	7	15
Penalty	3	2
NET YARDS RUSHING	323	119
Rushing Attempts	54	22
Average Per Rush	6.0	5.4
Rushing Touchdowns	3	0
Yards Gained Rushing	333	126
Yards Lost Rushing	10	7
NET YARDS PASSING	169	365
Completions-Attempts-Int	10-15-0	30-44-1
Average Per Attempt	11.3	8.3
Average Per Completion	16.9	12.2
Passing Touchdowns	3	4
TOTAL OFFENSE YARDS	492	484
Total offense plays	69	66
Average Gain Per Play	7.1	7.3
Fumbles: Number-Lost	1-0	0-0
Penalties: Number-Yards	4-55	7-57
PUNTS-YARDS	3-101	3-136
Average Yards Per Punt	33.7	45.3
Net Yards Per Punt	33.7	36.7
Inside 20	0	2
50+ Yards	0	1
Touchbacks	0	1
Fair catch	2	0
KICKOFF-YARDS	7-368	5-325
Average Yards Per Kickoff	52.6	65.0
Net Yards Per Kickoff	39.4	40
Touchbacks	2	2
Fair Catch Yards	34	75
Punt returns: Number-Yards-TD	1-6-0	0-0-0
Average Per Return	6.0	0.0
Kickoff returns: Number-Yards-TD	0-0-0	2-38-0
Average Per Return	0.0	19.0
Interceptions: Number-Yards-TD	1-0-0	0-0-0
Fumble Returns: Number-Yards-TD	0-0-0	0-0-0
Possession Time	33:07	26:53
Third-Down Conversions	2-9	8-14
Fourth-Down Conversions	3-3	1-1
Red-Zone Scores-Chances	4-4	3-4
Touchdowns	4-4	2-4
Field goals	0-4	1-4
Sacks By: Number-Yards	1-7	1-8
PAT Kicks	6-6	2-2
2Pts Conversions	0-0	0-2
Field Goals	0-0	1-2
Points off Turnover	0	0

GAME NOTES

- WKU's team captains for the game were linebacker Kylan Guidry, tight end River Helms, and defensive back T.J. Springer.
- There was a reported attendance of 16,036.
- The game lasted 3:23 with a kickoff time of 6:33 p.m. CT.
- WKU dropped to 0-4 all-time against Liberty and 4-4 (2-2 CUSA) on the season.
- WKU wore black pants, black jerseys, and black helmets for the first time this season with special Big Red decals that consisted of the mascot in the position of seven different position groups.
- The game was the first of the season where the Hilltoppers did not force a single turnover. Up to this point, WKU had forced at least two turnovers in every game this season.
- After only scoring 10 points through three quarters, WKU scored three fourth quarter touchdowns – the most points they have scored in the final 15 minutes of the season.
- Quarterback Austin Reed finished the night completing 30-of-44 passes for 365 yards, four touchdowns and one interception.
- Tight end River Helms set a new career-high for receiving yards in a game for the second straight game, catching three passes for 76 yards and one touchdown.
- Wide receiver Malachi Corley caught his 24th and 25th touchdown receptions of his career. That marks for the third most in program history behind Taywan Taylor (41) and Nicholas Norris (26). Corley also moves into third all-time in program history in receiving yards. He passes Lucky Jackson (2,634) and is up to 2,696.
- Running back Elijah Young posted his best statistical game of the season with 119 all-purpose yards and one touchdown on 12 touches.
- Linebacker Sebastian Benjamin recorded WKU's only sack of the night at the beginning of the second quarter. Benjamin finished the night with a team-leading eight tackles.

SCORING SUMMARY

Team	Q	Time	Scoring Play	PI-Yds	TOP	Score
WKU	1	8:55	Corley 2-yard pass from Reed (Carneiro kick)	13-75	6:05	0-7
Liberty	1	6:14	Salter 20-yard rush (Brown kick)	7-75	2:41	7-7
WKU	2	12:39	Carneiro 26-yard field goal	9-55	2:52	7-10
Liberty	2	8:32	Daniels 47-yard pass from Salter (Brown kick)	8-75	4:07	14-10
Liberty	3	7:51	Venn 9-yard pass from Salter (Brown kick)	9-83	4:15	21-10
Liberty	4	14:21	Cooley 2-yard rush (Brown kick)	10-80	5:02	28-10
WKU	4	11:24	Young 43-yard pass from Reed (Conversion failed)	8-75	2:57	28-16
Liberty	4	8:40	Bedgood 6-yard rush (Brown kick)	6-75	2:44	35-16
WKU	4	8:32	Helms 63-yard pass from Reed (Conversion failed)	1-63	0:09	35-22
Liberty	4	4:18	Sibley 27-yard pass from Salter (Brown kick)	9-75	4:14	42-22
WKU	4	2:13	Corley 21-yard pass from Reed (Carneiro kick)	6-78	2:00	42-29

STAT LEADERS

WKU

PASSING	C-A-I	Yds	TD	Long	Sack
Reed	30-44-1	365	4	63	1

RUSHING	Att.	Yds	TD	Long	Avg.
Young	8	45	0	12	5.6
Stapp	4	29	0	14	7.2
Ervin-Poindexter	6	23	0	12	3.8

RECEIVING	No.	Yds	TD	Long
D. Smith	8	79	0	19
Corley	6	62	2	26
Young	4	74	1	43
Helms	3	76	1	63

Liberty

PASSING	C-A-I	Yds	TD	Long	Sack
Salter	10-15-0	169	3	47	1

RUSHING	Att.	Yds	TD	Long	Avg.
Salter	13	117	1	34	9.0
Cooley	17	76	1	12	4.5
Bedgood	9	68	1	17	7.6
Lucas	11	53	0	13	4.8

RECEIVING	No.	Yds	TD	Long
Daniels	3	67	1	47
Bedgood	3	43	0	18
Sibley	1	27	1	27

GAME RECAPS



WKU	0	0	14	7	21
UTEP	0	3	0	10	13

Nov. 4, 2023 • Sun Bowl Stadium • El Paso, Texas • 11,111

GAME BREAKDOWN

	WKU	UTEP
FIRST DOWNS	11	19
Rushing	5	11
Passing	6	7
Penalty	0	1
NET YARDS RUSHING	178	154
Attempts	32	40
Avg. Per Rush	5.6	3.9
Rushing TDs	2	0
Yards Gained	188	174
Yds. Lost	10	20
NET YARDS Passing	102	214
Comp. - Att. - Int.	11-20-1	14-24-1
Avg. / Att.	5.1	8.9
Avg. / Comp.	9.3	15.3
TDs	1	1
TOTAL OFFENSE YARDS	280	368
Plays	52	64
Avg. / Play	5.4	5.8
Fumbles - Lost	0-0	0-0
Penalties - Yards	4-33	6-35
PUNTS-YARDS	5-206	4-169
Avg. / Punt	41.2	42.2
Net / Punt	39.8	42.3
Inside 20	1	2
50+ Yards	1	0
Touchbacks	0	0
Fair Catch	0	3
KICKOFFS-YARDS	4-260	3-195
Avg. Yards / Kickoff	65.0	65.0
Net Yards / Kickoff	45.0	45.0
Touchbacks	4	3
Fair Catch	0	0
RETURNS		
Punt: Total - Yards - TDs	0-0-0	1-7-0
Punt: Avg. / Return	NaN	7.0
Kickoff: Total - Yards - TDs	0-0-0	0-0-0
Kickoff: Avg. / Return	NaN	NaN
INT: Total - Yards - TDs	1-0-0	1-10-0
Fumble: Total - Yards - TDs	0-0-0	0-0-0
MISCELLANEOUS		
Miscellaneous Yards	0	0
Possession Time	26:50	33:10
3rd Down Conversions	4 of 11	3 of 13
4th Down Conversions	2 of 2	2 of 4
Red-Zone Scores-Chances	2-2	2-3
Touchdowns	2-2	0-3
Field Goals	0-2	2-3
Sacks: Total - Yards	3-15	1-5
PAT: Total - Made	3-3	1-1
Field Goals: Total - Made	0-0	2-2

GAME NOTES

- WKU's team captains for the game were linebacker Sebastian Benjamin, wide receiver KD Hutchinson, and offensive lineman Wes Dorsey.
- WKU won the toss and elected to receive the opening kick.
- There was a reported attendance of 11,111.
- The game lasted 2:55 with a kickoff time of 8:02 p.m. CT.
- WKU improved to 4-0 all-time against UTEP and 5-4 (3-2 CUSA) on the season.
- WKU wore red pants, white jerseys, and black helmets for the first time this season with special "Tops" script decal.
- The Tops were shut out in the first half for the first time since November 7, 2020, when WKU lost to Florida Atlantic, 10-6.
- Running back Elijah Young set career highs for rushing yardage and rushing touchdowns, finishing the night with 12 carries, 139 yards, and two touchdowns.
- Malachi Corley scored his eighth touchdown of the season on a double reverse inside the 5-yard line. He finished the night with four receptions, 10 yards, and one touchdown. He is now tied for second all-time with Nicholas Norris in touchdown receptions in program history with 26.
- Defensive back Davion Williams notched the only turnover of the night for the Tops with his first interception of the year in the third quarter.
- After not recording a sack in the first half, WKU totaled three in the second half. Sebastian Benjamin led the way with 1.5, Jayden Loving had 1.0, and Kendrick Simpkins added 0.5.

SCORING SUMMARY

Team	Q	Time	Scoring Play	PI-Yds	TOP	Score
UTEP	2	6:29	Flabiano 22-yard field goal	12-59	8:18	0-3
WKU	3	10:49	Young 64 yard rush (Carneiro kick)	2-66	0:44	7-3
WKU	3	0:14	Corley 3-yard pass from Reed (Carneiro kick)	16-54	8:46	14-3
UTEP	4	14:15	Akharaiyi 62-yard pass from McConnell (Flabiano kick)	3-75	0:59	14-10
WKU	4	9:34	Young 1-yard rush (Carneiro kick)	8-75	4:41	21-10
UTEP	4	0:57	Flabiano 31-yard field goal	10-53	3:36	21-13

STAT LEADERS

WKU

PASSING	C-A-I	Yds	TD	Long	Sack
Reed	11-20-1	102	1	27	1

RUSHING	Att.	Yds	TD	Long	Avg.
Young	12	139	2	64	11.6
Ervin-Poindexter	6	27	0	10	4.5
Sanders	4	10	0	4	2.5

RECEIVING	No.	Yds	TD	Long
Corley	4	10	1	5
D. Smith	3	23	0	14
Sanders	2	36	0	19
Holiday	2	33	0	27

UTEP

PASSING	C-A-I	Yds	TD	Long	Sack
McConnell	14-24-1	214	1	62	3

RUSHING	Att.	Yds	TD	Long	Avg.
Burgess	15	86	0	17	5.7
Hankins	16	67	0	14	4.2

RECEIVING	No.	Yds	TD	Long
Akharaiyi	5	141	1	62
Ballard	4	30	0	29
Vinson	1	29	0	29

GAME RECAPS



NMSU	3	14	7	14	38
WKU	14	7	0	8	29

Nov. 11, 2023 • Houchens-Smith Stadium • Bowling Green, Ky. • 16,319

GAME BREAKDOWN

	NMSU	WKU
FIRST DOWNS	21	26
Rushing	11	11
Passing	10	11
Penalty	0	4
NET YARDS RUSHING	206	167
Attempts	36	31
Avg. Per Rush	5.7	5.4
Rushing TDs	2	1
Yards Gained	245	170
Yds. Lost	39	3
NET YARDS Passing	141	270
Comp. - Att. - Int.	14-24-0	20-36-1
Avg. / Att.	5.9	7.5
Avg. / Comp.	10.1	13.5
TDs	2	3
TOTAL OFFENSE YARDS	347	437
Plays	60	67
Avg. / Play	5.8	6.5
Fumbles - Lost	1-0	1-0
Penalties - Yards	7-65	2-15
PUNTS-YARDS	3-122	3-90
Avg. / Punt	40.7	30
Net / Punt	40.7	29.7
Inside 20	1	0
50+ Yards	0	0
Touchbacks	0	0
Fair Catch	1	0
KICKOFFS-YARDS	7-421	3-188
Avg. Yards / Kickoff	60.1	62.7
Net Yards / Kickoff	42.7	43.3
Touchbacks	1	2
Fair Catch	19	0
RETURNS		
Punt: Total - Yards - TDs	1-1-0	0-0-0
Punt: Avg. / Return	1.0	NaN
Kickoff: Total - Yards - TDs	1-18-0	5-102-0
Kickoff: Avg. / Return	18.0	20.4
INT: Total - Yards - TDs	1-57-1	0-0-0
Fumble: Total - Yards - TDs	0-0-0	0-0-0
MISCELLANEOUS		
Miscellaneous Yards	0	0
Possession Time	31:27	23:30
3rd Down Conversions	5 of 11	5 of 12
4th Down Conversions	2 of 2	2 of 2
Red-Zone Scores-Chances	4-4	3-4
Touchdowns	4-4	3-4
Field Goals	0-4	0-4
Sacks: Total - Yards	0-0	0-0
PAT: Total - Made	5-5	3-3
Field Goals: Total - Made	1-1	0-2

GAME NOTES

- WKU's team captains for the game were running back Markese Stepp, defensive back Kendrick Simpkins, and linebacker Rashion Hodge.
- New Mexico State won the toss and elected to defer its choice to the second half. WKU received the opening kick.
- There was a reported attendance of 16,319.
- The game lasted 3:10 with a kickoff time of 2:32 p.m. CT.
- WKU dropped to 0-1 all-time against New Mexico State and 5-5 (3-3 CUSA) on the season.
- WKU wore white pants, red jerseys, and white helmets for the first time this season with the throwback stacked "WKU" logo in spirit of homecoming weekend.
- Wide receiver Malachi Corley took sole possession of second place on the program's all-time touchdown receptions list with his ninth receiving touchdown of the season and 27th of his career. He passes Nicholas Norris (26) and sits 14 shy of the all-time leader, Taywan Taylor (41).
- Running back Elijah Young continued his stellar play, finishing with 164 all-purposes yards and one touchdown. The junior totaled 80 yards rushing on 14 carries along with 84 yards receiving on three receptions. His 72-yard touchdown on the third play from scrimmage marks the longest play of the season for WKU.
- Quarterback Austin Reed finished the day completing 20-of-36 passes for 270 yards, three touchdowns through the air and one on the ground with one interception.
- Wide receiver Craig Burt Jr. found the endzone for the first time this season with a spectacular one-handed grab right before half. He finished the afternoon with three catches for 13 yards and one score.
- The Hilltoppers failed to force a turnover for just the second time this season – the other game coming against Liberty.
- WKU also failed to sack the quarterback for the first time this year. Up to this point, the Tops had recorded at least one sack in every game.

SCORING SUMMARY

Team	Q	Time	Scoring Play	PI-Yds	TOP	Score
WKU	1	13:51	Young 72-yard pass from Reed (Carneiro kick)	3-75	1:09	7-0
WKU	1	7:27	Reed 13-yard rush (Carneiro kick)	10-73	5:11	14-0
NMSU	1	3:49	Albertson 40-yard field goal	6-52	3:38	14-3
NMSU	2	14:55	Brady 10-yard rush (Albertson kick)	7-45	3:00	14-10
NMSU	2	6:19	Hudson 4-yard pass from Pavia (Albertson kick)	11-72	5:29	14-17
WKU	2	0:06	Burt 4-yard pass from Reed (Carneiro kick)	17-75	6:09	21-17
NMSU	3	3:41	Stowers 7-yard pass from Pavia (Albertson kick)	10-80	5:58	21-24
NMSU	4	4:14	Stowers 7-yard rush (Albertson kick)	11-65	7:14	21-31
NMSU	4	2:57	Early 57-yard interception return (Albertson kick)	--	--	21-38
WKU	4	1:30	Corley 15-yard pass from Reed (Corley reception)	7-71	1:21	29-38

STAT LEADERS

WKU

PASSING	C-A-I	Yds	TD	Long	Sack
Reed	20-36-1	270	3	72	0

RUSHING	Att.	Yds	TD	Long	Avg.
Young	14	80	0	18	5.7
Stepp	8	34	0	10	4.2
D. Smith	1	25	0	25	25.0
Reed	3	17	1	13	5.7

RECEIVING	No.	Yds	TD	Long
Corley	6	78	1	34
Young	3	84	1	72
Burt	3	13	1	5

New Mexico State

PASSING	C-A-I	Yds	TD	Long	Sack
Pavia	14-24-0	141	2	20	0

RUSHING	Att.	Yds	TD	Long	Avg.
Thomas	7	85	0	40	12.1
Jones	7	50	0	17	7.1
Pavia	9	44	0	12	4.9
Young	2	19	0	10	9.5
Stowers	4	16	1	7	4.0
Brady	1	10	1	10	10.0

RECEIVING	No.	Yds	TD	Long
Brady	3	31	0	13
Hudson	3	23	1	10
Stowers	1	7	1	7

GAME RECAPS



SHSU	0	16	7	0	23
WKU	7	14	0	7	28

Nov. 18, 2023 • Houchens-Smith Stadium • Bowling Green, Ky. • 11,041

GAME BREAKDOWN

	SHSU	WKU
FIRST DOWNS	18	21
Rushing	3	7
Passing	13	13
Penalty	2	1
NET YARDS RUSHING	86	73
Attempts	31	31
Avg. Per Rush	2.8	2.4
Rushing TDs	2	1
Yards Gained	106	98
Yds. Lost	20	25
NET YARDS Passing	271	392
Comp. - Att. - Int.	25-45-2	28-41-4
Avg. / Att.	6.0	9.6
Avg. / Comp.	10.8	14.0
TDs	1	3
TOTAL OFFENSE YARDS	357	465
Plays	76	72
Avg. / Play	4.7	6.5
Fumbles - Lost	1-1	2-1
Penalties - Yards	5-50	5-45
PUNTS-YARDS	8-334	3-137
Avg. / Punt	41.8	45.7
Net / Punt	39.1	37.3
Inside 20	3	2
50+ Yards	0	2
Touchbacks	0	0
Fair Catch	3	0
KICKOFFS-YARDS	4-236	5-315
Avg. Yards / Kickoff	59.0	63.0
Net Yards / Kickoff	31.8	44.4
Touchbacks	1	2
Fair Catch	0	0
RETURNS		
Punt: Total - Yards - TDs	1-25-0	4-21-0
Punt: Avg. / Return	25.0	5.3
Kickoff: Total - Yards - TDs	3-53-0	3-89-0
Kickoff: Avg. / Return	17.7	29.7
INT: Total - Yards - TDs	4-46-0	2-0-0
Fumble: Total - Yards - TDs	0-0-0	1-2-0
MISCELLANEOUS		
Miscellaneous Yards	0	0
Possession Time	29:43	30:17
3rd Down Conversions	4 of 16	9 of 17
4th Down Conversions	3 of 4	0 of 2
Red-Zone Scores-Chances	2-4	1-1
Touchdowns	2-4	1-1
Field Goals	0-4	0-1
Sacks: Total - Yards	1-6	2-16
PAT: Total - Made	2-3	4-4
Field Goals: Total - Made	1-1	0-0

GAME NOTES

- WKU's team captains for the game were kicker Cory Munson, defensive lineman Kenyonte Davis, and wide receiver Craig Burt Jr.
- Sam Houston won the toss and elected to defer to the second half. WKU received the opening kick.
- There was a reported attendance of 11,041.
- The game lasted 3:32 with a kickoff time of 2:32 p.m. CT.
- WKU improved to 1-1 all-time against Sam Houston and 6-5 (4-3 CUSA) on the season.
- The Hilltoppers will be going to its 10th bowl game in the last 12 seasons and for the fifth time in five years under Tyson Helton.
- WKU wore red pants, black jerseys, and black helmets for the first time in program history, with the "Tops" script logo as the decal.
- The game marked the first time since the 2022 New Orleans Bowl that the Hilltoppers have had multiple 100-yard receivers in the same game.
- Malachi Corley finished with 10 receptions for 171 yards and one touchdown while Dalvin Smith totaled seven receptions for 125 yards and one touchdown.
- Corley inched closer to the top spot in program history for career receptions. He has 249 receptions, just four away from tying former Hilltopper wide receiver Taywan Taylor for first with 253.
- Smith recorded his second 100-yard receiving game in his career, finishing with seven receptions for 125 yards and a score. The last time he did it was in the 2022 New Orleans Bowl when he totaled four receptions for 125 yards and one touchdown receiving while also throwing the only touchdown of his career – a 25-yard pass to Jaylen Hall.
- Wide Receiver Craig Burt Jr. caught a career-high six passes on the day to go along with 54 receiving yards – the second-most of his career – and his second touchdown of the season.
- The Hilltopper defense forced three turnovers on the night. The Tops have now forced at least one turnover in nine of their 11 games this season and at least two turnovers in eight of their 11 games.

SCORING SUMMARY

Team	Q	Time	Scoring Play	Pl-Yds	TOP	Score
WKU	1	9:32	D. Smith 45-yard pass from Reed (Carneiro kick)	4-57	2:09	0-7
SHSU	2	14:31	Smith 42-yard pass from Shoemaker (Sessums kick)	7-90	2:02	7-7
SHSU	2	9:21	Murdaugh 1-yard run (Sessums kick)	10-48	4:00	13-7
WKU	2	6:06	Stapp 3-yard run (Carneiro kick)	6-59	3:04	13-14
WKU	2	0:49	Burt 26-yard pass from Reed (Carneiro kick)	7-75	1:18	13-21
SHSU	2	0:00	Sessums 53-yard field goal	6-40	0:49	16-21
SHSU	3	12:13	Gentry 7-yard run (Sessums kick)	1-7	0:04	23-21
WKU	4	11:53	Corley 75-yard pass from Reed (Carneiro kick)	7-99	2:58	23-28

STAT LEADERS

WKU

PASSING	C-A-I	Yds	TD	Long	Sack
Reed	28-41-4	392	3	75	1

RUSHING	Att.	Yds	TD	Long	Avg.
Young	15	55	0	13	3.7
Ervin-Poindexter	6	16	0	8	2.7
Stapp	4	8	1	5	2.0

RECEIVING	No.	Yds	TD	Long
Corley	10	171	1	75
D. Smith	7	125	1	45
Burt	6	54	1	26

Sam Houston

PASSING	C-A-I	Yds	TD	Long	Sack
Shoemaker	25-45-2	271	1	42	2

RUSHING	Att.	Yds	TD	Long	Avg.
Gentry	15	41	1	8	2.7
Shoemaker	10	34	0	14	3.4
Smith	2	7	0	5	3.5
Murdaugh	3	4	1	2	1.3

RECEIVING	No.	Yds	TD	Long
Smith	10	115	1	42
Gentry	4	68	0	31
Sherrard	2	25	0	15



2023-24 Western Ky. Football
Game Results
All games

Team Results

	Date	Opponent		Score	Overall	Conf	Time	Attend
	09/02/2023	South Fla.	W	41-24	1-0	0-0	4:10	15438
	09/09/2023	Houston Christian	W	52-22	2-0	0-0	3:08	20712
	09/16/2023	at Ohio St.	L	10-63	2-1	0-0	3:34	100217
	09/23/2023	at Troy	L	24-27	2-2	0-0	3:33	26124
*	09/28/2023	Middle Tenn.	W	31-10	3-2	1-0	3:37	14712
*	10/05/2023	at Louisiana Tech	W	35-28	4-2	2-0	3:55	13014
*	10/17/2023	at Jacksonville St.	L	17-20	4-3	2-1	3:23	17977
*	10/24/2023	Liberty	L	29-42	4-4	2-2	3:33	16036
*	11/04/2023	at UTEP	W	21-13	5-4	3-2	2:55	11111
*	11/11/2023	New Mexico St.	L	29-38	5-5	3-3	3:11	16319
*	11/18/2023	Sam Houston	W	28-23	6-5	4-3	3:33	11041



2023-24 Western Ky. Football
Overall Team Statistics
All games

Team Statistics

	WESTKY	OPP
Scoring	317	310
Points per game	28.8	28.2
Points Off Turnovers	62	69
First Downs	213	248
Rushing	64	120
Passing	133	114
Penalty	16	14
Rushing Yardage	1223	2222
Yards gained rushing	1344	2448
Yards lost rushing	121	226
Rushing attempts	290	457
Average per rush	4.2	4.9
Average per game	111.2	202.0
TDs Rushing	12	21
Passing Yardage	3122	2614
Comp-Att-Int	269-442-12	211-359-12
Average per pass	7.1	7.3
Average per catch	11.6	12.4
Average per game	283.8	237.6
TDs Passing	28	16
Total offense	4345	4836
Total plays	732	816
Average per play	5.9	5.9
Average per game	395.0	439.6
Kick returns: #-Yards	22-439	14-229
Punt returns: #-Yards	9-26	16-135
Int returns: #-Yards	12-120	12-209
Kick return average	20.0	16.4
Punt return average	2.9	8.4
Int return average	10.0	17.4
Fumbles-Lost	12-5	22-10
Penalties-Yards	50-417	69-601
Average per game	37.9	54.6
Punts-Yards	53-2150	50-2059
Average per punt	40.6	41.2
Net punt average	37.6	40.8
Kickoffs-Yards	57-3633	57-3500
Average per kick	63.7	61.4
Net kick average	41.4	40.4
Time of possession / game	27:47	31:46
3rd-down conversion	62/157	63/166
3rd-down pct	39%	38%
4rd-down conversion	13/22	25/37



2023-24 Western Ky. Football
Overall Team Statistics
All games

	WESTKY	OPP
4rd-down pct	59%	68%
Sacks by-Yards	22-135	7-46
Misc Yards	0	0
Touchdowns scored	42	40
Field goals - attempts	8-11	10-11
On-Side kicks	2-4	0-1
Red-zone scores	(31-33) 94%	(31-39) 79%
Red-zone touchdowns	(25-33) 76%	(23-39) 59%
PAT-attempts	(37-37) 100%	(38-39) 97%
2-point conversion-attempts	(2-5) 40%	(1-1) 100%
Attendance	94258	168443
Games / Avg per game	6/15710	5/33689
Neutral site games	-	0/0

Score by Periods

Team	1st	2nd	3rd	4th	OT	TOT
Western Ky.	110	82	42	83	0	317
Opponents	38	115	66	91	0	310



**2023-24 Western Ky. Football
Individual Game Highs
All games**

Western Ky. - Individual Game Highs

RUSHES	15	Elijah Young vs Sam Houston (11/18/2023)
YARDS RUSHING	139	Elijah Young at UTEP (11/04/2023)
TD RUSHES	2	Elijah Young at UTEP (11/04/2023)
LONG RUSH	64	Elijah Young at UTEP (11/04/2023)
PASS ATTEMPTS	52	Austin Reed vs Middle Tenn. (09/28/2023)
PASS COMPLETIONS	30	Austin Reed vs Liberty (10/24/2023)
	30	Austin Reed vs Middle Tenn. (09/28/2023)
YARDS PASSING	392	Austin Reed vs Sam Houston (11/18/2023)
TD PASSES	4	Austin Reed vs Liberty (10/24/2023)
	4	Austin Reed vs Houston Christian (09/09/2023)
LONG PASS	75	Austin Reed vs Sam Houston (11/18/2023)
RECEPTIONS	10	Malachi Corley vs Sam Houston (11/18/2023)
YARDS RECEIVING	207	Malachi Corley at Louisiana Tech (10/05/2023)
TD RECEPTIONS	3	Malachi Corley at Louisiana Tech (10/05/2023)
LONG RECEPTION	75	Malachi Corley vs Sam Houston (11/18/2023)
PUNTS	7	Tom Ellard at Jacksonville St. (10/17/2023)
	7	Tom Ellard at Louisiana Tech (10/05/2023)
PUNTING AVG	45.7	Cory Munson vs Sam Houston (11/18/2023)
LONG PUNT	60	Tom Ellard at UTEP (11/04/2023)
PUNTS INSIDE 20	4	Tom Ellard at Jacksonville St. (10/17/2023)
LONG PUNT RETURN	18	K.D. Hutchinson vs Sam Houston (11/18/2023)
LONG KICKOFF RETURN	39	Easton Messer vs Sam Houston (11/18/2023)
TACKLES	12	Takulve Williams at UTEP (11/04/2023)
	12	Takulve Williams vs Middle Tenn. (09/28/2023)
SACKS	1.5	Sebastian Benjamin at UTEP (11/04/2023)
	1.5	Kendrick Simpkins vs South Fla. (09/02/2023)
TACKLES FOR LOSS	2	Kendrick Simpkins at Troy (09/23/2023)
	2	Niko Cooper at Troy (09/23/2023)
	2	Kendrick Simpkins vs Houston Christian (09/09/2023)



2023-24 Western Ky. Football Combined Team Statistics All games

Team Results

Date	Opponent		Score	Att.
09/02/2023	South Fla.	W	41-24	15438
09/09/2023	Houston Christian	W	52-22	20712
09/16/2023	at Ohio St.	L	10-63	100217
09/23/2023	at Troy	L	24-27	26124
* 09/28/2023	Middle Tenn.	W	31-10	14712
* 10/05/2023	at Louisiana Tech	W	35-28	13014
* 10/17/2023	at Jacksonville St.	L	17-20	17977
* 10/24/2023	Liberty	L	29-42	16036
* 11/04/2023	at UTEP	W	21-13	11111
* 11/11/2023	New Mexico St.	L	29-38	16319
* 11/18/2023	Sam Houston	W	28-23	11041

Rushing

Player	gp	att	gain	loss	net	avg	td	lg	avg/g
Elijah Young	11	88	465	21	444	5.0	3	64	40.4
Markese Stepp	10	62	288	10	278	4.5	3	56	27.8
Davion Ervin-Poindexter	11	52	206	7	199	3.8	1	18	18.1
L.T. Sanders	8	27	147	4	143	5.3	0	56	17.9
Austin Reed	11	41	158	52	106	2.6	4	26	9.6
Dalvin Smith	9	1	25	0	25	25.0	0	25	2.8
K.D. Hutchinson	11	3	26	4	22	7.3	1	23	2.0
Easton Messer	11	1	18	0	18	18.0	0	18	1.6
Malachi Corley	10	4	11	0	11	2.8	0	6	1.1
Xavier Shaw	7	0	0	3	-3	0.0	0	0	-0.4
Bronson Barron	2	1	0	9	-9	-9.0	0	0	-4.5
Team	11	9	0	11	-11	-1.2	0	0	-1.0
Total	11	290	1344	121	1223	4.2	12	64	111.2
Opponents	11	457	2448	226	2222	4.9	21	42	202.0

Passing

Player	gp	effic	comp-att-int	pct	yds	td	lg	avg/g
Austin Reed	11	135.0	263-435-11	60.5	3060	27	75	278.2
Turner Helton	1	275.2	5-5-0	100.0	65	1	26	65.0
Bronson Barron	2	-62.6	1-2-1	50.0	-3	0	0	-1.5
Total	11	135.7	269-442-12	60.9	3122	28	75	283.8
Opponents	11	128.0	211-359-12	58.8	2614	16	84	237.6

Receiving

Player	gp	no.	yds	avg	td	lg	avg/g
Malachi Corley	10	69	906	13.1	10	75	90.6
Dalvin Smith	9	37	398	10.8	3	45	44.2
Easton Messer	11	31	378	12.2	3	35	34.4
Craig Burt, Jr.	10	19	156	8.2	2	27	15.6
K.D. Hutchinson	11	18	134	7.4	0	35	12.2
Davion Ervin-Poindexter	11	15	125	8.3	1	18	11.4
River Helms	10	15	229	15.3	3	63	22.9
Jimmy Holiday	9	14	188	13.4	1	38	20.9
Elijah Young	11	13	186	14.3	2	72	16.9
Blue Smith	4	10	118	11.8	1	21	29.5
Moussa Barry	10	9	145	16.1	1	51	14.5
L.T. Sanders	8	7	64	9.1	0	19	8.0
Markese Stepp	10	6	68	11.3	0	26	6.8
Ze'Vian Capers	2	3	18	6.0	0	14	9.0
Bronson Barron	2	1	-3	-3.0	0	0	-1.5
Trevor Borland	8	1	4	4.0	0	4	0.5
Denzil Alleyne	6	1	8	8.0	1	8	1.3
Total	11	269	3122	11.6	28	75	283.8
Opponents	11	211	2614	12.4	16	84	237.6

Game Records

Record	Overall	Home	Away	Neutral
ALL GAMES	6-5	4-2	2-3	0-0
CONFERENCE	4-3	2-2	2-1	0-0
NON-CONFERENCE	2-2	2-0	0-2	0-0

Team Statistics

	WESTKY	OPP
First Downs	213	248
Rushing	64	120
Passing	133	114
Penalty	16	14
Rushing Yardage	1223	2222
Rushing attempts	290	457
Average per rush	4.2	4.9
Average per game	111.2	202.0
TDs Rushing	12	21
Passing Yardage	3122	2614
Comp-Att-Int	269-442-12	211-359-12
Average per pass	7.1	7.3
Average per catch	11.6	12.4
Average per game	283.8	237.6
TDs Passing	28	16
Total offense	4345	4836
Average per play	5.9	5.9
Average per game	395.0	439.6
Kick returns: #-Yards	22-439	14-229
Punt returns: #-Yards	9-26	16-135
Int returns: #-Yards	12-120	12-209
Fumbles-Lost	12-5	22-10
Penalties-Yards	50-417	69-601
Punts-Avg	53-40.6	50-41.2
Time of possession / game	27:47	31:46
3rd-down conversion	62/157	63/166
4rd-down conversion	13/22	25/37
PAT-attempts	(37-37) 100%	(38-39) 97%
2-point conversion-attempts	(2-5) 40%	(1-1) 100%

Interceptions

Player	no.	yds	avg	td	lg
Anthony Johnson, Jr.	3	19	6.3	0	19
Desmyn Baker	2	8	4.0	0	8
Takulve Williams	1	0	0.0	0	0
Bryson Washington	1	0	0.0	0	0
Davion Williams	1	0	0.0	0	0
Upton Stout	1	53	53.0	1	53
Aaron Key	1	0	0.0	0	0
Virgil Marshall	1	40	40.0	0	40
Hosea Wheeler	1	0	0.0	0	0
Total	12	120	10.0	1	53
Opponents	12	209	17.4	2	58



2023-24 Western Ky. Football Combined Team Statistics All games

Field Goals

Player	fg	pct.	01-19	20-29	30-39	40-49	50-99	lg	blk
Lucas Carneiro	8-11	72.7	0-0	4-5	0-1	4-5	0-0	45	0
Opponents	10-11	90.9	0-0	5-5	2-2	2-2	1-2	53	1

Scoring

Player	td	fg	PAT						pts
			kick	rush	rcv	pass	dxp	saf	
Malachi Corley	10	-	-	-	1	-	-	-	62
Lucas Carneiro	-	8-11	37-37	-	-	-	-	-	61
Elijah Young	5	-	-	-	-	-	-	-	30
Austin Reed	4	-	-	-	-	2	-	-	24
Dalvin Smith	3	-	-	-	1	-	-	-	20
Markese Stepp	3	-	-	-	-	-	-	-	18
River Helms	3	-	-	-	-	-	-	-	18
Easton Messer	3	-	-	-	-	-	-	-	18
Davion Ervin-Poindexter	2	-	-	-	-	-	-	-	12
Craig Burt, Jr.	2	-	-	-	-	-	-	-	12
Jimmy Holiday	1	-	-	-	-	-	-	-	6
Blue Smith	1	-	-	-	-	-	-	-	6
Upton Stout	1	-	-	-	-	-	-	-	6
JaQues Evans	1	-	-	-	-	-	-	-	6
K.D. Hutchinson	1	-	-	-	-	-	-	-	6
Denzil Alleyne	1	-	-	-	-	-	-	-	6
Moussa Barry	1	-	-	-	-	-	-	-	6
Total	42	8-11	37-37	0	2	2	0	0	317
Opponents	40	10-11	38-39	0	1	1	0	0	310

Score by Periods

Team	1st	2nd	3rd	4th	OT	TOT
Western Ky.	110	82	42	83	0	317
Opponents	38	115	66	91	0	310

Punting

Player	no.	yds	avg	lg	tb	fc	i20	50+	blk
Tom Ellard	46	1886	41.0	60	1	17	15	4	0
Cory Munson	6	227	37.8	53	0	0	2	2	0
Austin Reed	1	37	37.0	37	0	0	1	0	0
Total	53	2150	40.6	60	1	17	18	6	0
Opponents	50	2059	41.2	54	0	23	19	4	0

Punt Returns

Player	no.	yds	avg	td	lg
K.D. Hutchinson	9	26	2.9	0	18
Total	9	26	2.9	0	18
Opponents	16	135	8.4	0	25

Kick Returns

Player	no.	yds	avg	td	lg
Easton Messer	14	311	22.2	0	39
Elijah Young	8	128	16.0	0	19
Total	22	439	20.0	0	39
Opponents	14	229	16.4	0	24

All Purpose

Player	g	rush	rcv	pr	kr	ir	total	avg/g
Malachi Corley	10	11	906	0	0	0	917	91.7
Elijah Young	11	444	186	0	128	0	758	68.9
Easton Messer	11	18	378	0	311	0	707	64.3
Dalvin Smith	9	25	398	0	0	0	423	47.0
Markese Stepp	10	278	68	0	0	0	346	34.6
Davion Ervin-Poindexter	11	199	125	0	0	0	324	29.5
River Helms	10	0	229	0	0	0	229	22.9
L.T. Sanders	8	143	64	0	0	0	207	25.9
Jimmy Holiday	9	0	188	0	0	0	188	20.9
K.D. Hutchinson	11	22	134	26	0	0	182	16.5
Craig Burt, Jr.	10	0	156	0	0	0	156	15.6
Moussa Barry	10	0	145	0	0	0	145	14.5
Blue Smith	4	0	118	0	0	0	118	29.5
Austin Reed	11	106	0	0	0	0	106	9.6
Upton Stout	6	0	0	0	0	53	53	8.8
Virgil Marshall	10	0	0	0	0	40	40	4.0
Anthony Johnson, Jr.	8	0	0	0	0	19	19	2.4
Ze'Vian Capers	2	0	18	0	0	0	18	9.0
Desmyn Baker	10	0	0	0	0	8	8	0.8
Denzil Alleyne	6	0	8	0	0	0	8	1.3
Trevor Borland	8	0	4	0	0	0	4	0.5
Xavier Shaw	7	-3	0	0	0	0	-3	-0.4
Bronson Barron	2	-9	-3	0	0	0	-12	-6.0
Total	11	1223	3122	26	439	120	4930	448.2
Opponents	11	2222	2614	135	229	209	5409	491.7

Total Offense

Player	g	plays	rush	pass	total	avg/g
Austin Reed	11	476	106	3060	3166	287.8
Elijah Young	11	88	444	0	444	40.4
Markese Stepp	10	62	278	0	278	27.8
Davion Ervin-Poindexter	11	52	199	0	199	18.1
L.T. Sanders	8	27	143	0	143	17.9
Turner Helton	1	6	0	65	65	65.0
Dalvin Smith	9	1	25	0	25	2.8
K.D. Hutchinson	11	3	22	0	22	2.0
Easton Messer	11	1	18	0	18	1.6
Malachi Corley	10	4	11	0	11	1.1
Xavier Shaw	7	0	-3	0	-3	-0.4
Bronson Barron	2	3	-9	-3	-12	-6.0
Total	11	732	1223	3122	4345	395.0
Opponents	11	816	2222	2614	4836	439.6



**2023-24 Western Ky. Football
Combined Team Statistics
All games**

Team Defense

#	Player	gp	Tackles				sacks	Pass defense			Fumbles		blkd	
			ua	a	tot	tf/yds		int-yds	brup	qbh	fr-yds	ff	kick	saf
11	Talique Allen	11	29	18	47	0.5-0	.	.	2	1	.	1	.	.
16	Kendrick Simpkins	10	28	16	44	9-49	5.5-39	.	1	8	.	3	.	.
10	Desmyn Baker	10	23	21	44	3-9	1-5	2-8	1	2	.	1	.	.
32	Kylan Guidry	11	23	19	42	5-16	2-11	.	.	1	1-0	.	.	.
7	Takulve Williams	8	23	16	39	1.5-1	.	1-0	1	3
98	Hosea Wheeler	11	21	17	38	2.5-12	2-11	1-0	.	1	.	1	.	.
95	Deante McCray	10	18	18	36	3-15	1-11	.	1	5	1-0	1	.	.
48	Niko Cooper	11	22	11	33	3-11	1-9	.	2	3
4	Anthony Johnson, Jr.	8	25	8	33	1-2	.	3-19	5	.	1-2	.	1	.
94	Jayden Loving	11	15	17	32	3-9	2-6	.	2
59	Sebastian Benjamin	8	16	14	30	4.5-21	3-17	.	.	1
3	JaQues Evans	6	16	14	30	1-10	1-10	.	1	1	2-30	1	.	.
15	Aaron Key	11	17	12	29	1.5-1	.	1-0
99	Kenyonte Davis	11	13	14	27	1.5-2	0.5-1
21	Upton Stout	6	17	9	26	1.5-9	0.5-5	1-53	5	2	.	1	.	.
14	Davion Williams	11	15	9	24	.	.	1-0	2
5	Rome Weber	9	13	10	23	1.5-2	.	.	4
51	Devon Lynch	8	14	9	23	1-4
19	Virgil Marshall	10	13	8	21	.	.	1-40	2
23	Rashion Hodge	9	12	9	21	.	.	.	1
31	Anthony Brackenridge	9	11	7	18	1-1	.	.	.	2	.	1	.	.
13	Terrion Thompson	11	12	5	17	4-13	2-9	.	.	.	1-63	.	.	.
20	Bryson Washington	6	9	7	16	1-1	.	1-0	2	.	1-1	1	.	.
6	T.J. Springer	9	6	5	11
35	Dallas Walker	8	2	7	9	0.5-0
92	Marcus Patterson	9	2	3	5	1
17	Dalvin Smith	9	2	2	4
34	Koron Hayward	8	2	2	4
88	Ryan Williams	2	1	2	3
52	Trey Naughton	11	2	1	3
8	Easton Messer	11	3	.	3
50	Lonnie Rice	4	2	1	3
41	Alex Ford	3	1	1	2
90	Keaton Law	1	.	2	2
25	Rickie Davis, Jr.	2	.	2	2
27	Nazir Ward	7	2	.	2
6	Jimmy Holiday	9	1	.	1
46	Cory Munson	11	1	.	1
5	Blue Smith	4	1	.	1
2	Davion Ervin-Poindexter	11	1	.	1
11	Malachi Corley	10	1	.	1
50	Wesley Horton	7	1	.	1	1	.	.
3	Elijah Young	11	1	.	1
30	Xavier Shaw	7	1	.	1
43	Manny Moss	1	.	1	1
44	Dareon Goodrum	2	.	1	1	0.5-1	0.5-1	.	1
18	Moussa Barry	10	.	1	1
38	Reginald Allen, Jr.	6	1	.	1
53	Marshall Jackson	10	1-0	.	.	.
	Totals	11	439	320	759	51-189	22-135	12-120	33	31	10-96	12	1	0
	Opponents	11	382	254	636	42-133	7-46	12-209	57	19	5-0	7	0	0



2023-24 Western Ky. Football
Overall Defense Statistics
All games

Team Defense

##	Player	gp	Tackles				tfl/yds	Sacks		Pass defense			Fumbles		blkd	
			ua	a	tot	no-yds		int-yds	brup	qbh	fr-yds	ff	kick	saf		
11	Talique Allen	11	29	18	47	0.5-0	.	.	2	1	.	1	.	.		
16	Kendrick Simpkins	10	28	16	44	9-49	5.5-39	.	1	8	.	3	.	.		
10	Desmyn Baker	10	23	21	44	3-9	1-5	2-8	1	2	.	1	.	.		
32	Kylan Guidry	11	23	19	42	5-16	2-11	.	.	1	1-0	.	.	.		
7	Takulve Williams	8	23	16	39	1.5-1	.	1-0	1	3		
98	Hosea Wheeler	11	21	17	38	2.5-12	2-11	1-0	.	1	.	1	.	.		
95	Deante McCray	10	18	18	36	3-15	1-11	.	1	5	1-0	1	.	.		
4	Anthony Johnson, Jr.	8	25	8	33	1-2	.	3-19	5	.	1-2	.	1	.		
48	Niko Cooper	11	22	11	33	3-11	1-9	.	2	3		
94	Jayden Loving	11	15	17	32	3-9	2-6	.	2		
59	Sebastian Benjamin	8	16	14	30	4.5-21	3-17	.	.	1		
3	JaQues Evans	6	16	14	30	1-10	1-10	.	1	1	2-30	1	.	.		
15	Aaron Key	11	17	12	29	1.5-1	.	1-0		
99	Kenyonte Davis	11	13	14	27	1.5-2	0.5-1		
21	Upton Stout	6	17	9	26	1.5-9	0.5-5	1-53	5	2	.	1	.	.		
14	Davion Williams	11	15	9	24	.	.	1-0	2		
5	Rome Weber	9	13	10	23	1.5-2	.	.	4		
51	Devon Lynch	8	14	9	23	1-4		
19	Virgil Marshall	10	13	8	21	.	.	1-40	2		
23	Rashion Hodge	9	12	9	21	.	.	.	1		
31	Anthony Brackenridge	9	11	7	18	1-1	.	.	.	2	.	1	.	.		
13	Terrion Thompson	11	12	5	17	4-13	2-9	.	.	.	1-63	.	.	.		
20	Bryson Washington	6	9	7	16	1-1	.	1-0	2	.	1-1	1	.	.		
6	T.J. Springer	9	6	5	11		
35	Dallas Walker	8	2	7	9	0.5-0		
92	Marcus Patterson	9	2	3	5	1		
34	Koron Hayward	8	2	2	4		
17	Dalvin Smith	9	2	2	4		
88	Ryan Williams	2	1	2	3		
52	Trey Naughton	11	2	1	3		
50	Lonnie Rice	4	2	1	3		
8	Easton Messer	11	3	.	3		
27	Nazir Ward	7	2	.	2		
90	Keaton Law	1	.	2	2		
41	Alex Ford	3	1	1	2		
25	Rickie Davis, Jr.	2	.	2	2		
18	Moussa Barry	10	.	1	1		
50	Wesley Horton	7	1	.	1	1	.	.		
5	Blue Smith	4	1	.	1		
46	Cory Munson	11	1	.	1		
38	Reginald Allen, Jr.	6	1	.	1		



2023-24 Western Ky. Football
Overall Defense Statistics
All games

##	Player	gp	Tackles				tfl/yds	Sacks	Pass defense			Fumbles		blkd	
			ua	a	tot	no-yds		int-yds	brup	qbh	fr-yds	ff	kick	saf	
43	Manny Moss	1	.	1	1	
2	Davion Ervin-Poindexter	11	1	.	1	
30	Xavier Shaw	7	1	.	1	
11	Malachi Corley	10	1	.	1	
6	Jimmy Holiday	9	1	.	1	
44	Dareon Goodrum	2	.	1	1	0.5-1	0.5-1	.	1	
3	Elijah Young	11	1	.	1	
53	Marshall Jackson	10	1-0	.	.	.	
Totals		11	439	320	759	51-189	22-135	12-120	33	31	10-96	12	1	0	
Opponents		11	382	254	636	42-133	7-46	12-209	57	19	5-0	7	0	0	



2023-24 Western Ky. Football
Team Game-by-Game
All games

Date	Opponent	Rushing				Receiving				Passing				Kick Returns				Punt Returns				tot off		
		no.	yds	td	lg	no.	yds	td	lg	cmp	att	int	yds	td	lg	no.	yds	td	lg	no.	yds		td	lg
09/02/2023	South Fla.	23	129	2	23	29	336	2	51	29	50	0	336	2	51	4	63	0	17	1	-1	0	0	465
09/09/2023	Houston Christian	25	115	1	20	32	318	5	38	32	38	0	318	5	38	1	11	0	11	0	0	0	0	433
09/16/2023	at Ohio St.	33	80	0	18	22	204	1	34	22	39	2	204	1	34	1	16	0	16	0	0	0	0	284
09/23/2023	at Troy	13	13	1	6	24	275	2	35	24	40	0	275	2	35	1	22	0	22	1	-1	0	0	288
09/28/2023	Middle Tenn.	28	147	2	56	30	297	2	31	30	52	1	297	2	31	1	15	0	15	3	7	0	8	444
10/05/2023	at Louisiana Tech	28	129	2	56	19	297	3	70	19	34	1	297	3	70	0	0	0	0	0	0	0	0	426
10/17/2023	at Jacksonville St.	24	89	0	26	24	250	2	35	24	48	1	250	2	35	4	83	0	27	0	0	0	0	339
10/24/2023	Liberty	22	103	0	14	30	381	4	63	30	44	1	381	4	63	2	38	0	19	0	0	0	0	484
11/04/2023	at UTEP	32	178	2	64	11	102	1	27	11	20	1	102	1	27	0	0	0	0	0	0	0	0	280
11/11/2023	New Mexico St.	31	167	1	25	20	270	3	72	20	36	1	270	3	72	5	102	0	25	0	0	0	0	437
11/18/2023	Sam Houston	31	73	1	13	28	392	3	75	28	41	4	392	3	75	3	89	0	39	4	21	0	18	465
Western Ky.		290	1223	12	64	269	3122	28	75	269	442	12	3122	28	75	22	439	0	39	9	26	0	18	4345
Opponents		457	2222	21	42	211	2614	16	84	211	359	12	2614	16	84	14	229	0	24	16	135	0	25	4836

Western Ky. Averages

Games	Avg/ rush	Avg/ catch	Pass effic	KR avg	PR avg	All purpose avg/game	Total offense avg/game
11	4.2	11.6	135.7	20.0	2.9	448.2	395.0

Date	Opponent	Tackles			Sacks no-yds	Fumble		Pass Defense			blkd kick	PAT attempts			off			
		ua	a	total		tfl-yds	ff	fr-yds	int-yds	qbh		brup	kick	rush	rcv	saf	t/o	pts
09/02/2023	South Fla.	58	32	90	6.0-30	5-29	1	1-27	2-8	4	6	0	5-5	0	0	0	7	41
09/09/2023	Houston Christian	32	26	58	4.0-14	1-5	2	2-3	1-53	3	3	0	7-7	0	0	0	14	52
09/16/2023	at Ohio St.	40	18	58	2.0-4	1-3	2	1-0	1-0	1	1	0	1-1	0	0	0	0	10
09/23/2023	at Troy	46	28	74	6.0-27	4-25	3	3-63	0-0	4	3	0	3-3	0	0	0	14	24
09/28/2023	Middle Tenn.	33	42	75	4.0-12	1-4	1	1-1	2-0	3	3	0	2-2	0	1	0	6	31
10/05/2023	at Louisiana Tech	32	34	66	6.0-28	2-21	1	0-0	2-40	2	3	1	5-5	0	0	0	7	35
10/17/2023	at Jacksonville St.	63	18	81	7.0-24	3-15	1	1-0	1-19	0	6	0	2-2	0	0	0	7	17
10/24/2023	Liberty	37	30	67	1.0-8	1-8	0	0-0	0-0	2	1	0	2-2	0	0	0	0	29
11/04/2023	at UTEP	32	38	70	8.0-21	3-15	0	0-0	1-0	4	2	0	3-3	0	0	0	7	21
11/11/2023	New Mexico St.	30	24	54	3.0-6	0-0	0	0-0	0-0	4	2	0	3-3	0	1	0	0	29
11/18/2023	Sam Houston	36	30	66	4.0-15	1-10	1	1-2	2-0	4	3	0	4-4	0	0	0	0	28
Western Ky.		439	320	759	51.0-189	22-135	12	10-96	12-120	31	33	1	37-37	0	2	0	62	317
Opponents		382	254	636	42.0-133	7-46	7	5-0	12-209	19	57	0	38-39	0	1	0	69	310

Date	Opponent	Punting								Field Goals			Kickoffs					
		no.	yds	avg	long	blkd	tb	fc	50+	i20	md-att	long	blkd	no.	yds	avg	tb	ob
09/02/2023	South Fla.	6	261	43.5	51	0	0	2	1	2	2-2	42	0	8	516	64.5	5	0
09/09/2023	Houston Christian	3	117	39.0	41	0	0	0	0	0	1-1	27	0	8	518	64.8	7	0
09/16/2023	at Ohio St.	4	166	41.5	49	0	0	3	0	2	1-1	43	0	3	192	64.0	1	0
09/23/2023	at Troy	5	189	37.8	44	0	0	3	0	2	1-1	24	0	5	316	63.2	3	0
09/28/2023	Middle Tenn.	6	251	41.8	46	0	0	5	0	2	1-1	45	0	6	366	61.0	2	0
10/05/2023	at Louisiana Tech	7	285	40.7	45	0	0	2	0	0	0-0	0	0	6	388	64.7	4	0
10/17/2023	at Jacksonville St.	8	312	39.0	54	0	0	2	1	5	1-1	28	0	4	249	62.3	1	0
10/24/2023	Liberty	3	136	45.3	50	0	1	0	1	2	1-2	26	0	5	325	65.0	2	0
11/04/2023	at UTEP	5	206	41.2	60	0	0	0	1	1	0-0	0	0	4	260	65.0	4	0
11/11/2023	New Mexico St.	3	90	30.0	41	0	0	0	0	0	0-2	0	0	3	188	62.7	2	0
11/18/2023	Sam Houston	3	137	45.7	53	0	0	0	2	2	0-0	0	0	5	315	63.0	2	0
Western Ky.		53	2150	40.6	60	0	1	17	6	18	8-11	45	0	57	3633	63.7	33	0
Opponents		50	2059	41.2	54	0	0	23	4	19	10-11	53	1	57	3500	61.4	26	1



2023-24 Western Ky. Football
Individual Statistics
All games

Rushing

Player	gp	att	gain	loss	net	avg	td	lg	avg/g
Elijah Young	11	88	465	21	444	5.0	3	64	40.4
Markese Stepp	10	62	288	10	278	4.5	3	56	27.8
Davion Ervin-Poindexter	11	52	206	7	199	3.8	1	18	18.1
L.T. Sanders	8	27	147	4	143	5.3	0	56	17.9
Austin Reed	11	41	158	52	106	2.6	4	26	9.6
Dalvin Smith	9	1	25	0	25	25.0	0	25	2.8
K.D. Hutchinson	11	3	26	4	22	7.3	1	23	2.0
Easton Messer	11	1	18	0	18	18.0	0	18	1.6
Malachi Corley	10	4	11	0	11	2.8	0	6	1.1
Turner Helton	1	1	0	0	0	0.0	0	0	0.0
Xavier Shaw	7	0	0	3	-3	0.0	0	0	-0.4
Bronson Barron	2	1	0	9	-9	-9.0	0	0	-4.5
Team	11	9	0	11	-11	-1.2	0	0	-1.0
Total	11	290	1344	121	1223	4.2	12	64	111.2
Opponents	11	457	2448	226	2222	4.9	21	42	202.0

Passing

Player	gp	effic	comp-att-int	pct	yds	td	lg	avg/g
Austin Reed	11	135.0	263-435-11	60.5	3060	27	75	278.2
Turner Helton	1	275.2	5-5-0	100.0	65	1	26	65.0
Bronson Barron	2	-62.6	1-2-1	50.0	-3	0	0	-1.5
Total	11	135.7	269-442-12	60.9	3122	28	75	283.8
Opponents	11	128.0	211-359-12	58.8	2614	16	84	237.6

Receiving

Player	gp	no.	yds	avg	td	lg	avg/g
Malachi Corley	10	69	906	13.1	10	75	90.6
Dalvin Smith	9	37	398	10.8	3	45	44.2
Easton Messer	11	31	378	12.2	3	35	34.4
Craig Burt, Jr.	10	19	156	8.2	2	27	15.6
K.D. Hutchinson	11	18	134	7.4	0	35	12.2
Davion Ervin-Poindexter	11	15	125	8.3	1	18	11.4
River Helms	10	15	229	15.3	3	63	22.9
Jimmy Holiday	9	14	188	13.4	1	38	20.9
Elijah Young	11	13	186	14.3	2	72	16.9
Blue Smith	4	10	118	11.8	1	21	29.5
Moussa Barry	10	9	145	16.1	1	51	14.5
L.T. Sanders	8	7	64	9.1	0	19	8.0
Markese Stepp	10	6	68	11.3	0	26	6.8
Ze'Vian Capers	2	3	18	6.0	0	14	9.0
Bronson Barron	2	1	-3	-3.0	0	0	-1.5
Trevor Borland	8	1	4	4.0	0	4	0.5
Denzil Alleyne	6	1	8	8.0	1	8	1.3
Total	11	269	3122	11.6	28	75	283.8
Opponents	11	211	2614	12.4	16	84	237.6

Punt Returns

Player	no.	yds	avg	td	lg
K.D. Hutchinson	9	26	2.9	0	18
Total	9	26	2.9	0	18
Opponents	16	135	8.4	0	25

Interceptions

Player	no.	yds	avg	td	lg
Anthony Johnson, Jr.	3	19	6.3	0	19
Desmyn Baker	2	8	4.0	0	8
Takulve Williams	1	0	0.0	0	0
Bryson Washington	1	0	0.0	0	0
Davion Williams	1	0	0.0	0	0
Upton Stout	1	53	53.0	1	53
Aaron Key	1	0	0.0	0	0
Virgil Marshall	1	40	40.0	0	40
Hosea Wheeler	1	0	0.0	0	0
Total	12	120	10.0	1	53
Opponents	12	209	17.4	2	58

Kick Returns

Player	no.	yds	avg	td	lg
Easton Messer	14	311	22.2	0	39
Elijah Young	8	128	16.0	0	19
Total	22	439	20.0	0	39
Opponents	14	229	16.4	0	24

Fumble Returns

Player	no.	yds	avg	td	lg
Terrion Thompson	1	63	63.0	0	63
JaQues Evans	2	30	15.0	1	27
Anthony Johnson, Jr.	1	2	2.0	0	2
Bryson Washington	1	1	1.0	0	1
Marshall Jackson	1	0	0.0	0	0
Kylan Guidry	1	0	0.0	0	0
Deante McCray	1	0	0.0	0	0
Total	10	96	9.6	1	63
Opponents	5	0	0.0	1	0



2023-24 Western Ky. Football
Individual Statistics
All games

Scoring

Player	td	fg	PAT					dpx	saf	pts
			kick	rush	rcv	pass				
Malachi Corley	10	-	-	-	1	-	-	-	62	
Lucas Carneiro	-	8-11	37-37	-	-	-	-	-	61	
Elijah Young	5	-	-	-	-	-	-	-	30	
Austin Reed	4	-	-	-	-	2	-	-	24	
Dalvin Smith	3	-	-	-	1	-	-	-	20	
Markese Stepp	3	-	-	-	-	-	-	-	18	
River Helms	3	-	-	-	-	-	-	-	18	
Easton Messer	3	-	-	-	-	-	-	-	18	
Davion Ervin-Poindexter	2	-	-	-	-	-	-	-	12	
Craig Burt, Jr.	2	-	-	-	-	-	-	-	12	
Jimmy Holiday	1	-	-	-	-	-	-	-	6	
Blue Smith	1	-	-	-	-	-	-	-	6	
Upton Stout	1	-	-	-	-	-	-	-	6	
JaQues Evans	1	-	-	-	-	-	-	-	6	
K.D. Hutchinson	1	-	-	-	-	-	-	-	6	
Denzil Alleyne	1	-	-	-	-	-	-	-	6	
Moussa Barry	1	-	-	-	-	-	-	-	6	
Total	42	8-11	37-37	0	2	2	0	0	317	
Opponents	40	10-11	38-39	0	1	1	0	0	310	

Field Goals

Player	fg	pct.	01-19	20-29	30-39	40-49	50-99	lg	blk
Lucas Carneiro	8-11	72.7	0-0	4-5	0-1	4-5	0-0	45	0
Opponents	10-11	90.9	0-0	5-5	2-2	2-2	1-2	53	1

FG Sequence

Team Name	Western Ky.	Opponents
Ohio St.	(43)	
South Fla.	(41),(42)	(37)
Houston Christian	(27)	
Troy	(24)	(25),(26)
Middle Tenn.	(45)	(23)
Jacksonville St.	(28)	(23),(41)
Liberty	(26),36	
New Mexico St.	46,22	(40)
Louisiana Tech		53
UTEP		(22),(31)
Sam Houston		(53)

Numbers in (parentheses) indicate field goal was made

Total Offense

Player	g	plays	rush	pass	total	avg/g
Austin Reed	11	476	106	3060	3166	287.8
Elijah Young	11	88	444	0	444	40.4
Markese Stepp	10	62	278	0	278	27.8
Davion Ervin-Poindexter	11	52	199	0	199	18.1
L.T. Sanders	8	27	143	0	143	17.9
Turner Helton	1	6	0	65	65	65.0
Dalvin Smith	9	1	25	0	25	2.8
K.D. Hutchinson	11	3	22	0	22	2.0
Easton Messer	11	1	18	0	18	1.6
Malachi Corley	10	4	11	0	11	1.1
Xavier Shaw	7	0	-3	0	-3	-0.4
Bronson Barron	2	3	-9	-3	-12	-6.0
Team	11	0	-11	0	-11	-1.0
Total	11	732	1223	3122	4345	395.0
Opponents	11	816	2222	2614	4836	439.6

Punting

Player	no.	yds	avg	lg	tb	fc	i20	50+	blk
Tom Ellard	46	1886	41.0	60	1	17	15	4	0
Cory Munson	6	227	37.8	53	0	0	2	2	0
Austin Reed	1	37	37.0	37	0	0	1	0	0
Total	53	2150	40.6	60	1	17	18	6	0
Opponents	50	2059	41.2	54	0	23	19	4	0

Kickoffs

Player	no.	yds	avg	tb	ob	retn	net	ydIn
Cory Munson	57	3633	63.7	33	0			
Total	57	3633	63.7	33	0	13	41.4	23
Opponents	57	3500	61.4	26	1	22	40.4	24



2023-24 Western Ky. Football
Individual Statistics
All games

All Purpose

Player	g	rush	rcv	pr	kr	ir	total	avg/g
Malachi Corley	10	11	906	0	0	0	917	91.7
Elijah Young	11	444	186	0	128	0	758	68.9
Easton Messer	11	18	378	0	311	0	707	64.3
Dalvin Smith	9	25	398	0	0	0	423	47.0
Markese Stepp	10	278	68	0	0	0	346	34.6
Davion Ervin-Poindexter	11	199	125	0	0	0	324	29.5
River Helms	10	0	229	0	0	0	229	22.9
L.T. Sanders	8	143	64	0	0	0	207	25.9
Jimmy Holiday	9	0	188	0	0	0	188	20.9
K.D. Hutchinson	11	22	134	26	0	0	182	16.5
Craig Burt, Jr.	10	0	156	0	0	0	156	15.6
Moussa Barry	10	0	145	0	0	0	145	14.5
Blue Smith	4	0	118	0	0	0	118	29.5
Austin Reed	11	106	0	0	0	0	106	9.6
Upton Stout	6	0	0	0	0	53	53	8.8
Virgil Marshall	10	0	0	0	0	40	40	4.0
Anthony Johnson, Jr.	8	0	0	0	0	19	19	2.4
Ze'Vian Capers	2	0	18	0	0	0	18	9.0
Desmyn Baker	10	0	0	0	0	8	8	0.8
Denzil Alleyne	6	0	8	0	0	0	8	1.3
Trevor Borland	8	0	4	0	0	0	4	0.5
Xavier Shaw	7	-3	0	0	0	0	-3	-0.4
Bronson Barron	2	-9	-3	0	0	0	-12	-6.0
Team	11	-11	0	0	0	0	-11	-1.0
Total	11	1223	3122	26	439	120	4930	448.2
Opponents	11	2222	2614	135	229	209	5409	491.7



2023-24 Western Ky. Football
Team Game Highs
All games

Western Ky. - Game Highs

RUSHES	33	at Ohio St. (09/16/2023)
YARDS RUSHING	178	at UTEP (11/04/2023)
YARDS PER RUSH	5.6	South Fla. (09/02/2023)
TD RUSHES	2	at UTEP (11/04/2023)
	2	at Louisiana Tech (10/05/2023)
	2	Middle Tenn. (09/28/2023)
	2	South Fla. (09/02/2023)
PASS ATTEMPTS	52	Middle Tenn. (09/28/2023)
PASS COMPLETIONS	32	Houston Christian (09/09/2023)
YARDS PASSING	392	Sam Houston (11/18/2023)
YARDS PER PASS	9.6	Sam Houston (11/18/2023)
TD PASSES	5	Houston Christian (09/09/2023)
TOTAL PLAYS	80	Middle Tenn. (09/28/2023)
TOTAL OFFENSE	484	Liberty (10/24/2023)
YARDS PER PLAY	7.3	Liberty (10/24/2023)
POINTS	52	Houston Christian (09/09/2023)
SACKS BY	5	South Fla. (09/02/2023)
FIRST DOWNS	26	New Mexico St. (11/11/2023)
	26	Houston Christian (09/09/2023)
PENALTIES	9	South Fla. (09/02/2023)
PENALTY YARDS	68	Middle Tenn. (09/28/2023)
TURNOVERS	5	Sam Houston (11/18/2023)
PUNTS	8	at Jacksonville St. (10/17/2023)
PUNTING AVG	45.7	Sam Houston (11/18/2023)
LONG PUNT	60	at UTEP (11/04/2023)
PUNTS INSIDE 20	5	at Jacksonville St. (10/17/2023)
LONG PUNT RETURN	18	Sam Houston (11/18/2023)