



AKRON BASKETBALL

GAME 4: FLORIDA INTERNATIONAL
SUNDAY, NOVEMBER 19 - JOHN GRAY GYMNASIUM - GEORGETOWN, CAYMAN ISLANDS
7:30 P.M. - FloSports - WHLO 640 AM

MAC REGULAR-SEASON CHAMPIONS: 2012, '13, '16, '20 | MAC TOURNAMENT CHAMPIONS: 2009, '11, '13, '22
123rd SEASON OF AKRON MEN'S BASKETBALL

2023-24 AKRON SCHEDULE

Date	Opponent	TV.....Time/Result
11/6	SOUTH DAKOTA STATE81-75(W)
11/10	HEIDELBERG72-54(W)
11/14	FIU [1]114-56(W)
11/14	FIU [1]	FloSports.....7:30 PM
11/20	Marshall/Utah State [1]	FloSports.....5/7:30 PM
11/21	TBA [1]	FloSports.....TBA
11/28	UNLV	ESPN+.....7:30 PM
12/05	BRADLEY	ESPN+.....7 PM
12/09	Northern Kentucky	ESPN+.....7 PM
12/17	MIAMI-HAMILTON	None.....2 PM
12/21	GARDNER-WEBB	ESPN+.....6:30 PM
12/30	St. Bonaventure [2]	TBA.....4 PM
01/02	Northern Illinois*	ESPN+.....8 PM
01/05	BOWLING GREEN*	CBSN.....9 PM
01/09	Ball State*	ESPN+.....7 PM
01/12	BUFFALO*	CBSN.....7 PM
01/16	WESTERN MICHIGAN*	ESPN+.....7 PM
01/19	Kent St. *	ESPN+.....7 PM
01/23	OHIO*	ESPN+.....7 PM
01/27	Miami*	ESPN+.....1 PM
01/30	Eastern Michigan*	ESPN+.....7 PM
02/03	TOLEDO*	TBA.....TBA
02/06	CENTRAL MICHIGAN*	ESPN+.....7 PM
02/10	MAC-SBC Challenge	TBA.....TBA
02/17	Buffalo*	ESPN+.....TBA
02/20	Toledo*	ESPN+.....7 PM
02/24	KENT ST.*	TBA.....7 PM
02/27	Ohio*	ESPN+.....7 PM
03/02	NORTH ILLINOIS*	TBA.....TBA
03/05	EASTERN MICHIGAN*	ESPN+.....7 PM
03/08	Western Michigan*	TBA.....TBA

All Times Are In EST | Home games in CAPS

*Mid-American Conference game

[1] Cayman Islands Classic | [2] Legends of Basketball Showcase (Cleveland, Ohio)



AKRON ZIPS

Location: Akron, Ohio
Head Coach: John Groce
Overall Record: 301-202
At Akron: 119-70

FLORIDA INTERNATIONAL PANTHERS

Location: Miami, Fla.
Head Coach: Jeremy Ballard
Overall Record: 78-82
At FIU: Same

3-0-0 MAC

Stat Leader
PPG: Mikal Dawson (17.3)
APG: Kaleb Thornton (4.0)
RPG: Enrique Freeman (13.0)
SPG: Nate Johnson (2.0)
Blocks: Enrique Freeman (5)

1-3-0 CSUA

Stat Leader
PPG: Two Tied (13.3)
APG: Arturo Dean (5.0)
RPG: Jonathan Aybar (5.3)
SPG: Arturo Dean (3.5)
Blocks: Three Tied (3)

ALL-TIME SERIES

Akron Leads: 3-2
First Met: Akron 103-58
Last Meeting: FIU 76-74
Current Streak: L1

Groce vs. FIU: 0-0
At Akron, Feb. 15, 1988
At FIU, Dec. 27, 1999
Last Win: At Akron, 80-69 (Nov. 23, 1998)

BROADCAST

TV/Video: FloSports: Matt Matucci (PxP) Jess Settles (Analyst)
Radio: Akron Sports Network - Dave Skoczen (PxP), Joe Dunn (Analyst) WHLO 640 AM (iHeart Radio)
Live Stats: GoZips.com/Schedule - Live Stats

QUICK HITS

- Akron will play five of its seven games in the month of November on the road or at a neutral site.
- Under coach Groce, the Zips have posted an 88-35 overall record over the past five seasons and a 53-21 conference record in that same span.
- Groce recorded his 300th career win with the 72-54 victory over Southern Miss on Nov. 10.
- Akron has made at least one 3-pointer in its last 740 games when it was held without a 3-pointer against Purdue in the 2000-01 season.
- Enrique Freeman played in his 100th games against Heidelberg.
- Akron is two wins away from its 1700th win in program history.
- Mikal Dawson set another career high in scoring with 25 points on a 9-of-12 shooting night.
- Enrique Freeman recorded his second double-double of the season with 10 points and 17 rebounds against Heidelberg.
- Freeman is eight rebounds away from recording 1,000 as a Zip. He'd be just the sixth player in program history to record 1,000 points and 1,000 rebounds.
- Akron has tied its best start to a season in the Div. I era with its 3-0 start.

AKRON	STAT BREAKDOWN	FIU
89.0	SCORING AVERAGE	72.5
+27.3	SCORING MARGIN	-9.3
.492	FG PERCENTAGE	.425
.400	3PT PERCENTAGE	.307
13.3	3PT FG MADE PER GAME	8.8
.813	FT PERCENTAGE	.680
40.7	REBOUND PER GAME	30.5
+9.4	REBOUNDING MARGIN	-6.8
18.7	ASSISTS PER GAME	15.3
12.7	TURNOVERS PER GAME	18.5
9.3	STEALS PER GAME	12.5
2.7	BLOCKS PER GAME	3.3

PROBABLE STARTERS

Wentz FINANCIAL GROUP

AKRON QUICK FACTS

Location Akron, Ohio (44325)
Population 200,000 (fifth largest in Ohio)
Founded 1870 (as Buchtel College)
Enrollment 19,218
Nickname Zips
Colors Blue (PMS 282) and Gold (PMS 4525)
Conference Mid-American
President Dr. Gary L. Miller
Director of Athletics Charles Guthrie
Senior Associate AD Markus Jennings
Sr Associate AD/SWA Jackie Wallgren
Faculty Athletics Representative .. Dr. Matthew Juravich
Athletic Dept. Phone: (330) 972-7080
Ticket Office Phone: 1-888-99-AKRON

JAMES A. RHODES ARENA

Capacity 5,500
Opened December 3, 1983
..... W, 78-74 over Eastern Michigan
Seating 2,096 arm-chair seating
..... 3,404 bleacher-style seating
Record at Rhodes Arena.... 458-134 (.774) - 41 Seasons
Record under John Groce 119-70 (7th Season)
Press Row Phone (330) 374-8771

PROGRAM HISTORY

Seasons of Basketball 123rd
First Season of Basketball 1901-02
Program Record 1698-1074 (.613)
Seasons of Division I Basketball 43rd
First Season of Division I Basketball 1980-81
Division I Record 741-554 (.572)
MAC Tournament Titles 4 (2009, 2011, 2013, 2022)
MAC Regular Season Titles 5 (2012, 2013, 2016, 2017, 2020)
MAC Record 303-243 (.555)
NCAA Tournament Appearances 15
NCAA DI Tournament Appearances (Yrs) 5 (1986, 2009, 2011, 2013, 2022)
NIT Appearances (Yrs) 7 (1987, 1989, 2006, 2008, 2012, 2016, 2017)
CBI Appearances (Yrs) 1 (2010)
CIT Appearances (Yrs) 1 (2014)

GOZIPS.COM

Twitter @ZipsMBB | @JohnGroce | @AkronZips
Facebook Facebook.com/ZipsMBB | /AkronZips
Instagram @ZipsMBB
YouTube YouTube.com/ZipsAthletics

ATHLETICS COMMUNICATIONS

Hunter Julius (Men's Basketball Contact)
Associate Director of Athletics Communications
(330) 559-0194 Office | (978) 806-5173 Cell
hjulius@uakron.edu

Brian Dennison
Assistant AD for Communications
(330) 972-6292 office | (330) 962-0366 cell
bld2@uakron.edu

Sean Palchick (Women's Basketball Contact)
Associate Director of Athletics Communications
Office Phone: (330) 972-2677
Email: spalchick@uakron.edu

WHAT'S AHEAD

The Akron Zips travel to the Cayman Islands for a three-game stretch that begins on Sunday, November 19 with a battle against Florida International. The Cayman Islands Classic can be viewed on FloSports with Matt Matucci (PxP) and Jess Settles (Analyst). Fans can listen to Akron Sports Radio Network on WHLO 640 AM with Dave Skoczen (PxP) and Joe Dunn (Analyst). Live stats are also available on GoZips.com.

SCOUTING THE PANTHERS

The Panthers are coming into the Cayman Island Classic with a 1-3 record. They most recently took down Houston Christian 83-74 on November 15.

FIU was led by Dashon Gittens' 20 points against the Huskies. Both Gittens and Arturo Dean connected on seven shots from the field. Dean was second in scoring with 18 points.

Through the first four games of the season, both Gittens and Dean lead the Panthers with 13.3 points per game. Gittens has played an average of 33.3 minutes per game while Dean is second on the squad with 27.9 minutes per game.

Currently, the Panthers are being outscored by 9.3 points along with being out rebounded by 6.8 boards per game.

FIU has only played one game outside the state of Florida this season. After returning from the Cayman Islands, the Panthers will stay put in the Sunshine State for seven games before traveling to St. George, Utah to battle Utah Tech on December 30.

The Panthers were selected to finish seventh in the Conference USA Preseason poll while Dean earned preseason All-Conference honors.

ZIPS AT A GALNCE

The Zips are out to a 3-0 start to begin the season. Akron first took down South Dakota State to begin the season, handing the Jackrabbits just their 10th home loss since the 2011-12 season. Akron then defeated Southern Miss in the home opener that was part of the MAC-SBC Challenge.

Mikal Dawson currently leads the Zips with 17.3 points per game. He's scored 15 or more points twice this season and is averaging 3.7 rebounds per game and 1.0 assists per game. Enrique Freeman has recorded two double-doubles and averages 12 points per game and a team-leading 13.3 rebounds per game. He's also up to 3.3 assists per game and 1.7 blocks per game.

Akron had seven players hit double figures in scoring against Heidelberg on Nov. 14 while Greg Tribble and Kaleb Thornton combined for 17 of the 28 assists dished out by the Zips.

LAST TIME OUT

(Nov. 14, 2023)

Mikal Dawson hit seven 3-pointers and totaled 25 points as the Akron men's basketball team took down the Heidelberg Student Princes 114-56 at home Tuesday.

Dawson's 25-point effort led the Zips (3-0). Enrique Freeman helped out with a double-double of 10 points and 17 rebounds and Kaleb Thornton chipped in with 11 points, nine assists, and four steals coming off the bench.

Led by Freeman's seven offensive rebounds, Akron did a great job crashing the offensive glass, pulling down 17 boards that resulted in 22 second-chance points.

Seven Zips scored in double figures. Sammy Hunter, Tavori Johnson, Shammah Scott, and Amani Lyles joined Dawson, Freeman, and Thornton in double figures.

The Akron defense held Heidelberg shooters to just 33.8 percent from the field, including 23.3 percent from three-point range.

AMONG THE BEST IN THE MID-MAJORS

The Zips rose to No. 2 in the CollegeInsider.com Mid-Major Poll after winning games against South Dakota State and Southern Mississippi to begin the year. The Zips now have claimed their highest ranking in program history in the Mid-Major rankings.

In addition the zips No. 2 (Nov. 13) ranking is the highest ranking since the 2016-17 season when the Zips climbed to No. 7 on Jan. 30, 2017.

The Akron Zips appeared on The CollegeInsider.com Mid-Major Top 25 Poll, ranking 18th overall on Feb. 6, 2023 as a result of an eight-game winning streak and taking over sole position at the top of the MAC, defeating rival Kent State 67-55. The Zips dropped the next two games, falling out of the Top 25.

2023-24 AWARDS AND HONORS

2023-24 MAC Men's Basketball Preseason Coaches Poll

1. Akron (11) - 121
2. Kent State - 104
3. Ohio (1) - 102
4. Toledo - 93
5. Northern Illinois - 82
6. Bowling Green - 64
7. Miami - 64
8. Ball State - 55
9. Buffalo - 38
10. Western Michigan - 33
11. Eastern Michigan - 22
12. Central Michigan - 14

Tournament Champion: Akron (9), Kent State (1), Ohio (1), Toledo (1)

Preseason All-MAC First Team

Ali Ali, Guard, Akron, Sr.

Enrique Freeman, Forward, Akron, Sr.

Chris Payton, Forward, Kent State, Grad.

David Coit, Guard, Northern Illinois, Jr.

Jaylin Hunter, Guard, Ohio, Sr.

Preseason All-MAC First Team

Tyson Acuff, Guard, Eastern Michigan, Jr.

Jalen Sullinger, Guard, Kent State, Jr.

Anderson Mirambeaux, Center, Miami, Sr.

AJ Brown, Guard, Ohio, So.

Dante Maddox Jr., Guard, Toledo, Jr.

Karl Malone Preseason Watch List

Enrique Freeman

MAC Player of the Week

Enrique Freeman (Nov. 13)

2022-23 All-MAC Awards

All-MAC First Team

Xavier Castaneda, G, Akron, Sr.

Enrique Freeman, F, Akron, Jr.

All-MAC Defensive Team

Enrique Freeman, F, Akron, Jr.

Greg Tribble Jr., G, Akron, Jr.

Karl Malone Award Top 10

Enrique Freeman (Feb. 6)

MAC Player of the Week

Xavier Castaneda (Feb. 6)

Enrique Freeman (Jan. 9)

Enrique Freeman (Jan. 30)

Lute Olson Player of the Week

Xavier Castaneda (Feb. 6)

Cayman Islands Classic

All-Tournament Team

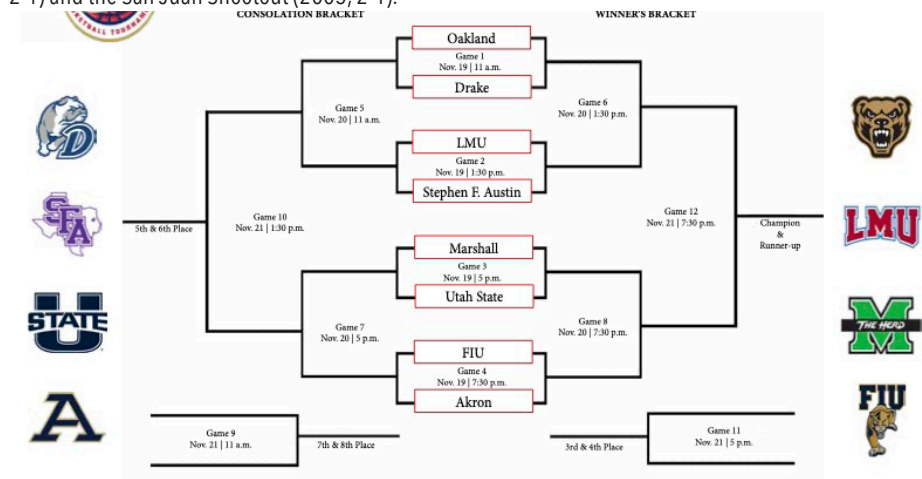
Xavier Castaneda

REGULAR SEASON TOURNAMENTS

Akron is 68-46 all-time and 47-39 in the Division I era (since 1980) in regular season tournaments and 8-11 over the last six years under Groce. Akron posted a 1-2 record at the 2022 Cayman Islands Classic, defeating Western Kentucky and advancing to the semifinals before falling to LSU and finishing fourth overall after falling to Nevada.

The Zips registered a 1-2 record in the 2021 Gulf Coast Showcase, a 3-1 record in the Global Sports Shootout, and a 1-1 mark in the DC Holiday Hoops Fest. In 2018-19, the Zips went 2-2 at the Cayman Island Classic, and in Groce's first season, Akron posted an 0-3 mark at the 2018 Diamond Head Classic. Akron has posted multiple wins in 14 of the last 17 in-season tournaments, including three championships. The Zips won two tournaments in 2016-17, the Savannah Invitational (4-0) and the Don Haskins Sun Bowl Invitational (2-0). In 2015-16, Akron went 2-0 at the Las Vegas Holiday Hoops Classic to claim the title.

In 2014-15, Akron posted a 2-1 record in the Gildan Charleston Classic following the previous tournament runs at the Puerto Rico Tip-Off (2012, 2-1), 2K Sports Classic (2011, 2-2), the Las Vegas Holiday Hoops Classic (2010, 3-1), the Glenn Wilkes Classic (2009, 2-2), the Legends Classic (2008, 2-2), the Top of the World Classic (2007, 2-1) and the San Juan Shootout (2005, 2-1).



RETURN TO THE CAYMAN ISLANDS

The Zips are heading back to the Cayman Islands for the third time while making appearances in back-to-back seasons.

Akron won the opening round game in 2022, defeating Western Kentucky 72-53. The Zips out rebounded the Hilltoppers 43-16 despite a significant height disadvantage. Freeman notched his third double-double of the season with team-highs in both categories, 18 points and 11 rebounds. Castaneda followed with 16 points and Tribble matched the 11-rebound total as the Zips advanced to the semifinals. In 2018, Akron went 1-2 in its inaugural Cayman Islands Classic appearance at John Gray Gymnasium. The Zips opened against No. 16 ranked Clemson, falling 72-69. Akron and Illinois State battled in the second game as the Redbirds posted a 73-68 win. The Zips played St. Bonaventure in their final game and rallied to a 61-49 win. Loren Cristian Jackson earned All-Tournament team honors. In three games, Jackson averaged 16.3 points, 4.3 Assists and 2.3 rebounds. Jackson opened the tournament with a 25-point performance against No. 16 ranked Clemson.

THE 1K, 1K CLUB

Enrique Freeman is closing in on 1,000 rebounds as a Zip. Currently 7th all-time in career rebounds with 992, He'd become just the sixth player in Akron history to record 1,000 points and rebounds.

- Len Paul - 2,028 Pts | 1021 Reb | 107 GP
- Bill Turner - 1,630 Pts | 1,171 Reb | 106 GP
- Ray Pryear - 1,152 Pts | 1,213 Reb | 91 GP
- Don Williams - 1,145 Pts | 1,218 Reb | 107 GP
- Fred Golding - 1,229 Pts | 1,360 Reb | 97 GP
- Enrique Freeman - 1,227 Pts | 992 Reb | 100 GP**

BEST START TO A SEASON

The Zips have tied the best start in their Div. I history with a 3-0 start after defeating Heidelberg on Nov. 14.

The 2015-16 Akron Zips started the season with a 3-0 winning streak. The three consecutive wins to open the season marks the best start in the Division I era of Akron men's basketball history. In addition, the 13-2 start was the best opening to a season in Akron basketball's Division I era, while the Zips win over the Arkansas Razorbacks marked five straight seasons the Zips posted at least one win over a Power Five Conference opponent.

The most wins Akron has recorded in a row to begin a season was 14, which happened during the 1918-19 season. Most recently Akron has recorded 12 wins to begin the 1962-63 (Div. II) season. The best 15-game stretch to begin a season is 14-1, which has happened three times, the most recent was the 1962-63 (Div. II) season.

1,000 CAREER POINT CLUB

Rk.	Pts.	(Games)
1.	2,583*	Joe Jakubick, 1980-84 (108)
2.	2,028	Len Paul, 1969-73 (107)
3.	1,810	Eric McLaughlin, 1985-89 (115)
4.	1,657	John Britton, 1975-79 (91)
5.	1,630	Bill Turner, 1962-67 (106)
6.	1,587	Loren Cristian Jackson, 2018-21 (87)
7.	1,577	Jimmal Ball, 1997-2000 (107)
8.	1,491	Romeo Travis, 2004-07 (122)
9.	1,445	Don Williams, 1963-67 (107)
10.	1,442	Alex Adams, 1959-61 (85)
11.	1,437	Bob Smith, 1964-68 (102)
12.	1,425	Mike Harkins, 1951-56 (65)
13.	1,415	Mark Alberts, 1988-93 (106)
14.	1,413	Shawn Roberts, 1985-89 (117)
15.	1,377	Darryl Peterson, 2002-06 (122)
16.	1,374	Isaiah Johnson, 2013-2017 (136)
17.	1,319	Jim Fenton, 1951-54 (66)
18.	1,283	Jami Bosley, 1998-2000 (75)
19.	1,265	Zeke Marshall, 2010-13 (138)
20.	1,259	Jimond Ivey, 2015-2019 (133)
21.	1,258	Fritz Nagy, 1943-47 (63)
22.	1,229	Fred Golding, 1955-59 (97)
23.	1,227	Enrique Freeman, 2019-Pres (100)
24.	1,217	Bob Whaley, 1956-60 (99)
25.	1,215	George Phillips, 1996-2000 (109)
26.	1,210	Jerry Sloan, 1964-68 (100)
27.	1,193	Climon Lee, 1957-61 (95)
28.	1,190	Derrick Tarver, 2003-04 (55)
29.	1,185	Anthony Buford, 1987-90 (80)
30.	1,158	Nikola Cvetinovic, 2009-12 (141)
31.	1,152	Ray Pryear, 1955-59 (91)
32.	1,151	Jeremiah Wood, 2004-08 (101)
33.	1,147	Daniel Utomi, 2015-2019 (97)
34.	1,143	Ryan Andrick, 1996-2000 (102)
35.	1,142	Brett McKnight, 2007-11 (125)
36.	1,136	Andy Hipsher, 2000-04 (120)
36.	1,136	Xavier Castaneda, 2020-23, (65)
38.	1,120	Cedrick Middleton, 2005-08 (130)
39.	1,108	Marcel Boyce, 1985-87 (59)
40.	1,091	Demetrius Treadwell, 2012-2014 (96)
41.	1,087	Nick Dials, 2006-08 (101)
42.	1,086	Larry Jenkins, 1970-74 (75)
43.	1,055	Bobby Walker, 1946-50 (75)
44.	1,046	Dru Joyce, 2004-07 (123)
45.	1,041	Hank Vaughn, 1946-50 (75)
46.	1,023	Nate Linhart, 2006-09 (134)
47.	1,019	Antino Jackson, 2014-2017 (106)
48.	1,013	Sam Serves, 1942-47 (94)

*Top 50 in NCAA history

GROCE DEBUTS WITH A WIN

Zips' head coach John Groce has spent over two decades on the sidelines of a basketball court as a coach and enters his 15th season as the lead man, and sixth at Akron. On April 6, 2017, Groce was named the 22nd head coach in Akron Basketball history.

On Nov. 11, 2017, Groce and the Zips accomplished something that has only been done 10 times in Akron's history, debuting a coaching career with a win. Akron defeated Cleveland State 67-57 in Groce's Akron coaching debut to become the first coach since the 1984-85 season to win their initial game.

In fact, the last coach to start his Akron career with a win was Bob Huggins during the 1984-85 season against Western Illinois, 64-57. Prior to Huggins, six coaches were unsuccessful in accomplishing that feat since Thomas Dowler did so in 1939-40 against Franklin, 34-25.

HOW GROCE STACKS UP AT AKRON

John Groce currently has 119 wins as the head coach at Akron. He currently stands as the fifth-winningest coach in program history.

1. Keith Dambrot (305-139) 2005-17
2. Russell Beichly (288-144) 1941-59
3. Tony Laterza (178-59) 1960-68]
4. Wyatt Webb (126-60) 1969-75
5. **John Groce (119-70) 2017-pres.**

ENRIQUE FREEMAN - THE DOUBLE-DOUBLE MACHINE

Freeman has two double-doubles so far this season after his 10-point, 17-rebound performance against Heidelberg.

In 2022-23 Freeman finished the season as 1-of-12 players in the NCAA to average a double-double, scoring 16.8 points per game and grabbing 11.2 boards per contest. He ranked 5th in the NCAA with 19 double-doubles which topped the MAC. He pulled down double-digit rebounds in 22-of-33 outings, including a 15-rebound, 32-point career-best performance against Ohio while posting 26 double-digit scoring efforts.

Enrique Freeman ranks in the **top 50** among active Div. 1 players in the following categories.

Double-Doubles - 5th (44) | 8th in all divisions
 Rebounds - 4th (992) | 6th in all divisions
 Rebounds Per Game - 5th (9.9) | 18th in all divisions
 Blocked Shots - 34th (132) | 50th in all divisions
 Blocked Shots Per Game - 38th (1.32)

CLIMBING THE SCORING CHARTS

Enrique Freeman is now 23rd in all-time scoring in Akron history with 1,227 career points. He added 10 points in the victory vs Heidelberg. Fred Golding (1955-59) is next on the list with 1,229 points.

DAWSON'S BACK

After missing the 2022-23 season with an injury, Mikal Dawson is a man on a mission. Dawson has set career-highs in scoring twice this season, with his current career best of 25 coming against Heidelberg on a 9-of-12 night that saw seven 3-pointers fall.

Dawson has scored 15 or more points twice this season and has led the Zips in scoring twice this season as well.

CLOSING IN ON 1,700 PROGRAM WINS

Akron currently has recorded 1,698 wins in program history. Akron (then Buchtel College) first started competing in men's basketball in 1901-02.

100-POINT GAMES

Akron recorded its 78th 100-point game with its 114-57 victory over Heidelberg. The Zips last 100-point performance came in the 2023 MAC Tournament when it defeated Buffalo 101-77.

- Last five 100-point game
- Nov. 14, 2023 vs Heidelberg (W 114-57)
 - Mar. 9, 2023 Buffalo (W 101-77) Cleveland, Ohio
 - Jan. 13, 2023 vs Eastern Michigan (W 104-67)
 - Nov. 13, 2021 vs Point Park (W 102-46)
 - Dec. 15, 2019 vs Concord (W 100-50)

PRESEASON NO. 1

The Zips were selected as the preseason No. 1 team in the Mid-American Conference coaches' poll on November 1. Senior forward Enrique Freeman and senior guard Ali Ali earned preseason all-league honors as well. Akron received 121 points and 11 first-place votes for the first-place ranking, Kent State earned 104 points while Ohio rounded out the top three with 102 points and the final first-place vote.

MAC PLAYER OF THE WEEK

Enrique Freeman was named the MAC Player of The Week on Nov. 13.

Freeman averaged a double-double this past week as he helped lead the Akron Zips to a pair of wins over South Dakota State and Southern Mississippi in the opening week of play.

Freeman started the season with a 13-point, 14-rebound performance on the road at South Dakota State (81-75). He added five assists and two blocks as the Zips handed the Jackrabbits just their 10th home loss since the 2011-12 season. He followed that performance with a 13-point and nine-rebound effort as the Zips bested Southern Mississippi in their home opener (72-54). He chipped in three assists, three steals, and one block against the Golden Eagles on November 10.

AKRON'S RECORD WHEN.....

At home	2-0
On the road	1-0
Neutral	0-0
Playing on National TV	0-0
In overtime	0-0
In games decided by 1-2 points	0-0
In games decided by 3-5	0-0
In games decided by 6-10 points	1-0
In games decided by 11-20 points	1-0
In games decided by 21 or more	1-0
Scoring First	2-0
Leading at half	3-0
Tied at half	0-0
Trailing at half	0-0
Leading with 10:00 remaining	3-0
Trailing with 10:00 remaining	0-0
Tied with 10:00 remaining	0-0
Leading with 5:00 remaining	3-0
Trailing with 5:00 remaining	0-0
Tied with 5:00 remaining	0-0
UA shoots 50% or better	1-0
UA shoots less than 50%	2-0
UA shoots better than opponent	2-0
UA shoots worse than opponent	1-0
UA shoots the same FG% as opponent	0-0
Opponent shoots 50% or better	1-0
UA out-rebounds opponent	2-0
Opponent out-rebounds UA	1-0
Rebounds are tied	0-0
UA shoots 70% or better at FT line	3-0
UA has more FT attempts	3-0
Opponent has more FT attempts	0-0
FT attempts are tied	0-0
UA shoots 40% or better from 3-point	2-0
UA shoots under 40% from 3-point	1-0
UA has more turnovers than opponent	1-0
UA has less turnovers than opponent	2-0
Turnovers are tied	0-0
UA scores 90-plus points	1-0
UA scores 80-89 points	1-0
UA scores 70-79 points	1-0
UA scores 60-69 points	0-0
UA scores 50-59 points	0-0
UA scores 49 or less points	0-0
Opponent scores 90-plus points	0-0
Opponent scores 80-89 points	0-0
Opponent scores 70-79 points	1-0
Opponent scores 60-69 points	0-0
Opponent scores 50-59 point	2-0
Opponent scores 49 or less points	0-0

AKRON STREAKS...

Current Streak	Won 3
Home Court Streak	Won 4
Road Streak	Won 1
Neutral Court Streak	Lost 1
Last 5 Games	4-1
Last 10 Games	7-3

AKRON BY MONTH...

November	3-0
December	0-0
January	0-0
February	0-0
March	0-0

AKRON BY DAY OF THE WEEK...

Sunday	0-0
Monday	1-0
Tuesday	1-0
Wednesday	0-0
Thursday	0-0
Friday	1-0
Saturday	0-0

HOME SWEET HOME

The Zips own a 458-134 (.774) all-time record at Rhodes Arena. In the last 16 seasons, Akron has posted a 254-39 (.867) record at the JAR.

Under coach Groce, Akron is 78-14 (.848) at home. The Zips were 15-1 at home in 2022-23.

Akron went 12-4 at Rhodes Arena in Groce's first year as head coach and followed with a 14-3 effort. The Zips went 15-2 at home in 2019-20 en route to the regular season MAC Championship. During COVID shortened season, Akron posted a 9-1 mark at the JAR (2020-21) and posted a 12-3 record in 2021-22. Groce became the third Akron coach since 1940 to win his first six home games in the first season as head coach. The Zips rattled off seven straight wins at the JAR before falling in the MAC home opener to Buffalo. The Zips set the all-time longest home winning streak record at Rhodes Arena with 30 consecutive wins during the 2015-17 seasons, replacing the 26-game run the Zips made during the 1985-87 seasons under head coach Bob Huggins. The streak ranked No. 2 in the NCAA.

STARTING THE SEASON OFF RIGHT

The Zips are 76-47 (.618) all-time in season openers with a 61-12 (.829) home record and 15-35 (.300) on the road. Since the 2004-05, UA is 14-6 (.700) when opening the season, standing 10-1 (.875) at home, 4-5 (.444) on the road and 6-1 (.857) under head coach John Groce.

Akron owns a 101-21 (.828) home-opening record and 37-4 (.902) at Rhodes Arena. The Zips have been winners in the last 21-of-22 home opening games. Akron is 19-8 in MAC openers, and 11-1 at home since joining the league in 1992. Over the last 16 seasons, the Zips are 13-3 in MAC openers and 7-1 at home. Akron has won the last 8-of-9 MAC openers.

Akron is 22-8 in MAC openers since joining the league in 1992. Over the last 16 seasons, the Zips are 13-3 in MAC openers. Akron has won the last 13-of-14 MAC openers, including a 5-1 mark under head coach John Groce. The Zips fell in Groce's initial MAC opener, but have won five straight leading into the 2023-24 opener.

MAC-SBC CHALLENGE

The Zips won the first leg of the MAC-SBC Challenge when it defeated Southern Miss 72-54 on November 10. Akron will travel on to a Sun Belt opponent to be named on Saturday, February 10.

NON-CONFERENCE OPPONENT PRESEASON RANKINGS

South Dakota State (Summit) - No. 1
Southern Mississippi (Sun Belt) - No. 4
Heidelberg (Ohio Athletic Conference) - No. 5
Florida International (CUSA) - No. 7
Marshall (Sun Belt) - No. 7 or Utah State (Mountain West) - No. 9
UNLV (Mountain West) - No. 6
Bradley (Missouri Valley) - No. 3
Northern Kentucky (Horizon) - No. 1
Gardner-Webb - (Big South) - No. 4
St. Bonaventure - (Atlantic 10) - No. 3

FREEMAN RANKING AMONG THE BEST IN 2022-23

He ranked among the Top 10 players in the NCAA in four categories and in the Top 30 in six, including rebounds per game (11.2 - 4th-NCAA, 1st-MAC), double-doubles (19 - 5th-NCAA, 1st-MAC), defensive rebounds per game (8.03 - 4th-NCAA, 1st-MAC), total rebounds (370 - 6th-NCAA, 1st-MAC), offensive rebounds per game (3.18 - 29th-NCAA, 2nd-MAC)

2023-24 AKRON INDIVIDUAL GAME SUPERLATIVES

DOUBLE-FIGURE SCORING

Enrique Freeman (3)
Nate Johnson (2)
Greg Tribble (2)
Mikal Dawson (2)
Sammy Hunter (2)
Amani Lyles (1)
Kaleb Thornton (1)
Shmmah Scott (1)
Tavari Johnson (1)

SCORING 15+ POINTS

Mikal Dawson (2)
Sammy Hunter (1)
Nate Johnson (1)
Shmmah Scott (1)

DOUBLE-FIGURE REBOUNDS

Enrique Freeman (2)

DOUBLE-DOUBLES

Enrique Freeman (2)

LEADS TEAM IN SCORING

Mikal Dawson (2)
Nate Johnson (1)

LEADS TEAM IN REBOUNDING

Enrique Freeman (3)

LEADS TEAM IN ASSISTS

Enrique Freeman (2)
Greg Tribble (1)
Kaleb Thornton (1)

NATIONAL TEAM RANKINGS

Statistic	National Rank	Conference Rank	Value	National Leader	Value	Conference Leader	Value
Assist/Turnover Ratio (351 ranked)	75	2	1.47	Massachusetts	3.58	Toledo	1.68
Assists Per Game (351 ranked)	34	1	18.7	Eastern Ky.	30.5	Akron	18.7
Bench Points per game (351 ranked)	25	1	38.33	Eastern Ky.	62.50	Akron	38.33
Blocks Per Game (351 ranked)	252	9	2.7	Western Ill.	9.3	Bowling Green NIU	4.3 4.3
Effective FG pct (351 ranked)	34	1	0.597	Creighton	0.672	Akron	0.597
Fastbreak Points (350 ranked)	124	4	13.00	Eastern Ky.	40.50	NIU	23.33
Field Goal Percentage (351 ranked)	78	2	49.2	UTEP	58.5	Toledo	52.2
Field Goal Percentage Defense (351 ranked)	159	3	40.7	Butler	30.6	Ball St.	40.3
Fouls Per Game (351 ranked)	49	2	14.3	Creighton	9.0	Toledo	12.3
Free Throw Attempts Per Game (351 ranked)	281	11	16.0	Alabama A&M Coastal Carolina	36.0 36.0	Kent St.	29.3
Free Throw Percentage (351 ranked)	22	1	81.2	Wake Forest	89.7	Akron	81.2
Free Throws Made Per Game (351 ranked)	210	7	13.0	Minnesota	27.5	Kent St.	22.3
Rebound Margin (351 ranked)	76	2	9.3	Gonzaga	23.5	Buffalo	11.7
Rebounds (Defensive) Per Game (351 ranked)	89	2	29.33	Kennesaw St.	40.33	Buffalo	30.67
Rebounds (Offensive) Per Game (351 ranked)	176	6	11.33	Coastal Carolina	23.00	Western Mich.	15.33
Rebounds Per Game (351 ranked)	113	3	40.67	Kennesaw St.	57.67	Buffalo	42.33
Scoring Defense (351 ranked)	56	2	61.7	Houston	43.0	Ball St.	53.0
Scoring Margin (351 ranked)	35	2	27.3	Eastern Ky.	47.0	Ball St.	35.7
Scoring Offense (351 ranked)	43	2	89.0	Eastern Ky.	120.5	NIU	89.3
Steals Per Game (351 ranked)	66	2	9.3	Bethune-Cookman	19.7	Toledo	10.7
Three Point Attempts Per Game (351 ranked)	6	1	33.3	Sacramento St.	37.3	Akron	33.3
Three Point Percentage (351 ranked)	36	2	40.0	Colorado	51.7	Toledo	44.4
Three Point Percentage Defense (351 ranked)	175	2	31.2	Louisiana	11.9	Ball St.	21.6
Three Pointers Per Game (351 ranked)	2	1	13.3	Liberty	13.5	Akron	13.3
Turnover Margin (351 ranked)	138	6	2.0	Purdue Fort Wayne	16.0	Ball St.	12.3
Turnovers Forced Per Game (351 ranked)	111	6	14.67	Bethune-Cookman	26.00	Ball St.	21.00
Turnovers Per Game (351 ranked)	173	5	12.7	Kentucky	5.7	Ohio	8.5
Winning Percentage (323 ranked)	1	1	100.0	100 teams tied	100.0	Akron Ball St. Toledo	100.0 100.0 100.0

NATIONAL IND. RANKINGS

Statistic	Player	National Rank	Conference Rank	Value	National Leader	Value	Conference Leader	Value
Assist/Turnover Ratio (350 ranked)	Enrique Freeman Greg Tribble Kaleb Thornton	105 105 291	3 3 7	3.33 3.33 1.71	Reece Beekman, Virginia	19.00	Jaylin Hunter, Ohio Dante Maddox Jr., Toledo	3.67 3.67
Assists (341 ranked)	Kaleb Thornton Enrique Freeman Greg Tribble	148 273 273	4 8 8	12 10 10	Savion Lewis, Quinnipiac Isaiah Stevens, Colorado St.	28 28	Giovanni Santiago, Kent St.	18
Assists Per Game (348 ranked)	Kaleb Thornton Enrique Freeman Greg Tribble	163 303 303	4 8 8	4.0 3.3 3.3	Leland Walker, Eastern Ky.	9.5	Giovanni Santiago, Kent St.	6.0
Blocks (268 ranked)	Enrique Freeman	86	2	5	Justin Abson, App State	12	Jason Spurgin, Bowling Green	6
Blocks Per Game (291 ranked)	Enrique Freeman	93	3	1.67	Isaiah Cozart, Eastern Ky.	4.50	Gabe Wizinzer, Ohio	2.50
Double Doubles (45 ranked)	Enrique Freeman	5	1	24 players tied	3	Enrique Freeman, Akron Jonnivius Smith, Buffalo	2 2	
Field Goal Attempts (323 ranked)	Mikal Dawson	260	7	35	Joe French, Ark.-Pine Bluff	68	Seth Hubbard, Western Mich.	52
Field Goal Percentage (350 ranked)	Mikal Dawson	258	8	51.4	Jonathan Mogbo, San Francisco	91.3	Jonnivius Smith, Buffalo	69.6
Field Goals (270 ranked)	Mikal Dawson	173	3	18	Kylen Milton, Ark.-Pine Bluff	33	Anthony Pritchard, Central Mich.	25
Free Throw Attempts (311 ranked)	Greg Tribble	199	11	15	Vonterius Woolbright, Western Caro.	36	Sy Chatman, Buffalo Basheer Jihad, Ball St. Kanye Jones, Buffalo	20 20 20
Free Throw Percentage (308 ranked)	Greg Tribble Enrique Freeman	198 282	4 11	86.7 81.8	66 players tied	100.0	David Coit, NIU Tyson Acuff, Eastern Mich. Shawn Fulcher, Buffalo	100.0 100.0 100.0
Free Throws (276 ranked)	Greg Tribble	124	6	13	Judah Mintz, Syracuse	28	Ra'Heim Moss, Toledo	16
Minutes Per Game (348 ranked)					Kareem Thompson, Oral Roberts	39:26	Jalen Sullinger, Kent St.	35:49
Points (324 ranked)	Mikal Dawson	149	4	52	Kylen Milton, Ark.-Pine Bluff	102	Anthony Pritchard, Central Mich.	64
Points Per Game (320 ranked)	Mikal Dawson	161	5	17.3	Tucker DeVries, Drake	28.5	Darweshi Hunter, Miami (OH)	21.0
Rebounds (313 ranked)	Enrique Freeman	3	1	40	Michael Ajayi, Pepperdine	44	Enrique Freeman, Akron	40
Rebounds (Defensive) Per Game (317 ranked)	Enrique Freeman	12	1	9.00	Dillon Jones, Weber St.	12.00	Enrique Freeman, Akron	9.00
Rebounds (Offensive) Per Game (285 ranked)	Enrique Freeman	20	2	4.33	Isaiah Cozart, Eastern Ky.	8.00	Jonnivius Smith, Buffalo	5.00
Rebounds Per Game (341 ranked)	Enrique Freeman	3	1	13.3	Armando Bacot, North Carolina	16.5	Enrique Freeman, Akron	13.3
Steals (237 ranked)	Kaleb Thornton Nate Johnson	147 237	5 8	6 5	Damani McEntire, Bethune-Cookman	19	Tyler Cochran, Toledo	11
Steals Per Game (279 ranked)	Kaleb Thornton Nate Johnson	147 279	4 9	2.00 1.67	Damani McEntire, Bethune-Cookman	6.33	Tyler Cochran, Toledo	3.67
Three Point Attempts (315 ranked)	Mikal Dawson Sammy Hunter	22 85	1 4	27 21	Rashad Williams, Ark.-Pine Bluff	37	Mikal Dawson, Akron	27
Three Point Percentage (197 ranked)	Mikal Dawson	88	4	48.1	Brandon Weatherspoon, Fla. Atlantic	87.5	AJ Brown, Ohio	71.4
Three Pointers Per Game (280 ranked)	Mikal Dawson Sammy Hunter Tavari Johnson	6 198 280	1 6 11	4.33 2.33 2.00	Dominique Daniels Jr., California Baptist	5.50	Mikal Dawson, Akron	4.33
Total 3-point FGM (263 ranked)	Mikal Dawson Sammy Hunter Tavari Johnson	6 164 263	1 6 11	13 7 6	Rashad Williams, Ark.-Pine Bluff	15	Mikal Dawson, Akron	13
Triple Doubles (1 ranked)					Carlton Carrington, Pittsburgh Kevin McCullar Jr., Kansas	1 1		

MAC STANDINGS

TEAM	MAC	OVERALL	STREAK
Akron	0-0	3-0	W3
Ball State	0-0	3-0	W3
Toledo	0-0	3-0	W3
Bowling Green	0-0	2-1	L1
Kent State	0-0	2-1	W1
Northern Illinois	0-0	2-1	W2
Ohio	0-0	1-1	L1
Buffalo	0-0	1-2	W1
Eastern Michigan	0-0	1-2	L1
Central Michigan	0-0	1-3	W1
Miami	0-0	0-2	L2
Western Michigan	0-0	0-3	L3

MAC TEAM STATISTICS

	Rank	Stat/G
Scoring Offense	3rd	89.0
Scoring Defense	2nd	61.7
Scoring Margin	2nd	+27.3
Field Goal %	2nd	.492
Opp. FG%	3rd	.407
3-point %	2nd	.400
3-pointers Made	1st	13.3
Opp. 3-point FG %	2nd	.313
Free Throw %	1st	.813
Total Rebounds	3rd	40.7
Opp Rebounds	4th	31.3
Offensive Rebounds	7th	11.3
Defensive Rebounds	3rd	29.3
Rebound Margin	2nd	+9.3
Turnover Margin	6th	+2.00
Assist/Turnover Ratio	2nd	1.47
Blocked Shots	9th	2.67
Steals	2nd	9.33
Assists	1st	18.67

MAC INDIVIDUAL STATISTICS

	Player	Rank	Stat/G
Scoring	Dawson	6th	17.3
	Freeman	23rd	12.0
	Hunter	25th	11.7
Rebounding	Freeman	1st	13.5
	Field Goal %	Tribble	5th
3-Point %	N. Johnson	7th	.667
	Dawson	22nd	.514
	Thorton	4th	.714
	T.Johnson	12th	.500
	N.Johnson	12th	.500
3-Pointers Made	Dawson	17th	.481
	Dawson	2nd	4.3
	Hunter	10th	2.3
	T.Johnson	15th	2.0
Free Throw %	Thornton	18th	1.7
	Tribble	7th	.867
	T.Johnson	14th	1.000
	Freeman	15th	.818
Assists	Scott	25th	.750
	Freeman	6th	4.0
	Tribble	8th	3.3
	Freeman	8th	3.3
	T.Johnson	20th	2.3
Assist/TO Ratio	Tribble	3rd	3.7
	Freeman	4th	3.3
	Thornton	9th	1.7
Blocks	Freeman	4th	1.7
	Thornton	6th	2.0
	N.Johnson	10th	1.7
	Scott	22nd	1.3
	T.Johnson	22nd	1.3
Steals	Freeman	22nd	1.3
	Freeman	22nd	1.3
Minutes	Freeman	15th	30.3

MID-MAJOR TOP 25

RK	SCHOOL	REC	PTS	PR
1	GONZAGA (29)	1-0	772	1
2	AKRON	2-0	665	4
3	JAMES MADISON (2)	3-0	659	NR
4	LIBERTY	2-0	642	6
5	DRAKE	1-0	604	5
6	UNCW	2-0	595	7
7	SAINT MARY'S	2-1	538	2
8	GRAND CANYON	2-0	468	8
9	WEBER STATE	2-0	466	NR
10	YALE	2-1	457	9
11	FURMAN	2-0	452	11
12	NORTHERN IOWA	0-1	416	3
13	BRADLEY	2-0	338	14
14	KENT STATE	2-1	279	12
15	TOLEDO	2-0	257	24
16	SOUTH DAKOTA STATE	1-1	254	10
17	EASTERN KENTUCKY	2-0	203	20
18	PRINCETON	2-0	181	NR
19	UC SANTA BARBARA	0-1	157	13
20	LOYOLA MARYMOUNT	1-1	155	15
21	CHARLESTON	1-1	152	16
22	COLGATE	1-0	146	23
23	UNCG	1-0	142	25
24	SAN FRANCISCO	2-1	119	18
25	MIDDLE TENNESSEE	2-0	88	NR

NCAA MEN'S BASKETBALL NET RANKINGS 22-23 FINAL

RK	SCHOOL	REC	PR
1	GONZAGA	28-4	1
2	HOUSTON	32-6	3
3	KANSAS	34-6	6
4	ARIZONA	33-4	2
5	BAYLOR	27-7	4
6	VILLANOVA	30-8	8
7	TENNESSEE	27-8	7
8	TEXAS TECH	27-10	9
9	KENTUCKY	26-8	5
10	DUKE	32-7	12
11	UCLA	27-8	10
12	PURDUE	29-8	13
13	AUBURN	28-6	11
14	IOWA	26-10	14
15	ILLINOIS	23-10	15
16	TEXAS	22-12	16
17	NORTH CAROLINA	29-10	31
18	UCONN	23-10	17
19	SAINT MARY'S (CA)	25-8	19
20	LSU	22-12	18
21	ARKANSAS	28-9	20
22	VIRGINIA TECH	23-13	27
23	OHIO ST.	20-12	26
24	PROVIDENCE	27-6	32
25	WISCONSIN	25-8	24
126	AKRON	22-10	127
216	FIU	12-18	218

Coaches Poll

RK	TEAM	REC	PTS	TREND
1	Kansas (25)	2-0	765	-
2	Purdue (3)	2-0	737	-
3	Arizona (3)	2-0	682	↑8
4	UConn	2-0	648	↑1
5	Marquette	2-0	616	↑2
6	Houston	2-0	603	-
7	Creighton	2-0	574	↑1
8	Tennessee	2-0	560	↑2
9	Duke	1-1	528	↓6
10	Florida Atlantic	1-0	465	↓1
11	Miami	2-0	366	↑2
12	Gonzaga	1-0	363	-
13	Baylor	3-0	344	↑4
14	Arkansas	2-0	341	-
15	Texas A&M	2-0	334	↑4
16	Kentucky	2-0	274	-
17	Texas	2-0	252	↑1
18	North Carolina	2-0	234	↑3
19	Michigan State	1-1	227	↓15
20	USC	2-0	224	↑2
21	Villanova	2-0	220	↓1
22	Alabama	2-0	205	↑2
23	Illinois	2-0	91	↑3
24	Saint Mary's	2-1	59	↓1
25	Virginia	2-0	47	↑1
	UCLA	2-0	47	-

Others receiving votes: Colorado 46, Memphis 40, San Diego State 35, James Madison 25, Michigan 25, TCU 19, Mississippi State 17, Iowa State 16, Xavier 13, BYU 6, Auburn 6, St. John's 5, Clemson 4, Princeton 4, Wisconsin 3, Oregon 2, Iowa 1, NC State 1, Boise State 1

AP Top 25

RK	TEAM	REC	PTS	TREND
1	Kansas (51)	2-0	1530	-
2	Purdue (7)	2-0	1464	↑1
3	Arizona (3)	2-0	1356	↑9
4	Marquette	2-0	1311	↑1
5	UConn (1)	2-0	1301	↑1
6	Houston	2-0	1180	↑1
7	Tennessee	2-0	1146	↑2
8	Creighton	2-0	1130	-
9	Duke	1-1	1088	↓7
10	Florida Atlantic	1-0	1004	-
11	Gonzaga	1-0	825	-
12	Miami	2-0	778	↑1
13	Texas A&M	2-0	728	↑2
14	Arkansas	2-0	719	-
15	Baylor	3-0	578	↑5
16	USC	2-0	573	↑5
17	Kentucky	2-0	549	↓1
18	Michigan State	1-1	516	↓14
19	Texas	2-0	513	↓1
20	North Carolina	2-0	501	↓1
21	Villanova	2-0	406	↑1
22	Alabama	2-0	264	↑2
23	Illinois	2-0	170	↑2
24	James Madison	3-0	91	↑2
25	Colorado	2-0	78	↑1

Others receiving votes: Memphis 53, Virginia 49, St. John's 47, UCLA 36, TCU 34, San Diego State 33, BYU 32, Saint Mary's 20, Mississippi State 19, Iowa State 10, Wisconsin 6, Auburn 5, Weber State 2, Michigan 2, Drake 1, Clemson 1, Boise State 1

KEN POM RANKINGS



Scouting Report			
Data through games of Thursday, November 16			
<input type="checkbox"/> Conference only			
Category	Offense	Defense	D-I Avg
Adj. Efficiency	100.2 231	104.7 223	102.5
Adj. Tempo	71.6	135	70.6
Avg. Poss. Length	15.9 90	16.4 128	16.9
Four Factors			
Effective FG%:	49.8 170	60.0 335	49.3
Turnover %:	24.8 345	28.1 5	18.2
Off. Reb. %:	34.2 90	41.8 343	30.0
FTA/FGA:	31.2 205	37.8 227	33.4
Miscellaneous Components			
3P%:	30.7 216	38.5 295	32.4
2P%:	53.2 125	61.2 328	49.7
FT%:	68.0 207	67.1 124	70.0
Block%:	16.7 331	8.8 181	9.6
Steal%:	13.4 323	16.8 5	9.8
Non-Stl TO%:	11.4 313	11.4 47	8.4
Style Components			
3PA/FGA:	47.5 31	34.7 132	37.2
A/FGM:	59.8 54	54.2 240	50.1
Point Distribution (% of total points)			
3-Pointers:	36.2 65	27.5 213	29.7
2-Pointers:	46.2 270	55.0 108	51.2
Free Throws:	17.6 209	17.4 220	19.1
Strength of Schedule			
Components:	104.3 140	102.3 171	102.5
Overall:	+1.99 154		0.00
Non-conference:	+1.99 154		0.00
Personnel			
Bench Minutes:	34.8% 101		31.1%
D-1 Experience:	1.83 yrs 180		1.80
Minutes Continuity:	62.3% 32		38.5%
Average Height:	76.4" 299		77.2"

and field goal percentage (61.6 - 13th NCAA - 2nd MAC). He led the MAC in blocks per game (1.24) and was second in the MAC in total blocks (41).

AKRON IN THE MAC

Akron is 53-21 over the last three seasons in MAC play, owning the highest winning percentage (.714) in the league. The Zips are 39-17 in the MAC under the new conference format without divisions (new in 2020-21). Akron is 90-25 (.795) at home in league play since the start of the 2011 MAC schedule. UA has seen a ton of success in league play since the start of the 2004-05 season, and is 222-103 overall (.681), including a 134-31 mark in MAC play at home (.822). The Zips' 222 wins are the most in the league during that stretch. The Zips have won 137 of their last 197 MAC games (.694).

THEY GOT SOME NICE THINGS TO SAY

CBS - No. 91 on its 101 and 1 top college basketball teams

The Athletic - Named Enrique Freeman (21) on its 25 most interesting players list | Named the Zips as its Preseason No. 8 Mid-Major Team

The Almanac - Named the Zips as their MAC Preseason favorites | Named Coach Groce its MAC Preseason Coach of The Year | Named Enrique Freeman as its Player of The Year, Defensive Player of The Year and First-Team Preason All-MAC Team | Named Ali Ali MAC Preseason Newcomer of The Year and Preseason All-MAC First Team | Named No. 4 on The Almanac's preseason Top 25 Mid-Major Teams

THE NATIONAL AUDIENCE

The Akron Zips men's basketball program was selected for three nationally televised broadcasts with eight 21-day wildcard dates open.

Akron is slated to open home MAC play against Bowling Green on CBS Sports Network at James A. Rhodes Arena on Friday, Jan. 5 at 9 p.m. The following week, the Zips are scheduled to host Buffalo at the JAR on Friday, Jan. 12 on CBSSN with a 7 p.m. tipoff time.

The first installment of the rivalry game between Akron and Kent State was also selected to be aired on national TV as ESPNU will broadcast the game from the M.A.C. Center in Kent, Ohio on Friday, Jan. 19 at 7 p.m. The eight remaining dates will be announced 21 days prior to the contests which may affect five-game dates for Akron, including a trio of home games against Toledo (2/2/24), Kent State (2/23/24), and Northern Illinois (3/1/24) as well as a pair road games at Buffalo (2/16/23) and at Western Michigan (3/8/24).

WHAT IS A ZIP?

- One of the unique nicknames in collegiate athletics belongs to The University of Akron.

- Originally Zippers, athletic director Kenneth "Red" Cochrane officially shortened the nickname to the Zips in 1950. Twenty-five years earlier a campus-wide contest had been conducted to choose a nickname for the University's athletics teams.

- Suggestions submitted by students, faculty, and alumni included GoldenBlue Devils, Tip Toppers, Rubbernecks, Hillbillies, Kangaroos, and Cheveliers.

- The winner, freshman Margaret Hamlin, received a prize of \$10 for Zippers, a \$6 pair of rubber overshoes and a brand name of the BF Goodrich Company.

- The evolution of Zippy, UA's mascot, began 40 years ago when the student council decided the University needed a mascot.

- "Zippy" the kangaroo was officially declared the school's mascot on May 1, 1953. The first known printed reference to the mascot as "Zippy" was a 1965 Zip football press brochure. The Buchtelite's first use of the name "Zippy" came Sept. 24, 1965, in an identification of a photo of the cheerleaders listing "Mascot - 'Zippy' - Charles Huettner."

- In 2007, Zippy was named the Capital One National Mascot of the Year.

LAST TIME AKRON...

Scored 50+ points in a half: 7x Most: vs Point Park (50), 11/13/21 (2nd)
Scored 55+ points in a half: vs Detroit (58), 12/18/13 (2nd)
Scored 60+ points in a half: vs Denison (70), 12/7/05 (1st), vs Heidelberg (65), 11/14/23
Scored 90+ Points: vs. Youngstown State (98), 11/10/18
Scored 90+ Points (MAC): Buffalo (91) 1/28/17
Scored 100+ Points: vs. Buffalo (101-77) 03/09/23
Scored 100+ Points (MAC): at Northern Illinois (101, 2ot), 1/29/03
Scored 110+ Points: vs. Ball State (106, 2ot), 1/27/18, vs Heidelberg (114), 11/14/23
Scored 110+ Points (MAC): vs. Ball State (111, 2ot), 1/27/18
Scored 120+ Points: vs. Denison (123), 12/7/05
Scored 50 points or less: vs Eastern Michigan (W 46-44), 01/22/22
Scored 50 points or less (MAC): vs Eastern Michigan (W 46-44), 01/22/22
Scored 100 points in consecutive games: vs. Ball State (105, ot), 1/4/03; at Ohio (104, 4ot), 1/8/03
Scored 100 points in 3+ consecutive games: vs. Central Connecticut (100), 12/3/67; vs. Marietta (100), 12/10/67; at Heidelberg (102), 12/13/67
Won a game by 20+ points: vs. Radford (47, 88-41), 11/17/16
Won a game by 30+ points: vs. Chicago State (41, 87-46), 11/16/18, vs Heidelberg (58), 11/14/23
Won by one point: at Buffalo (91-90), 1/28/17
Lost by one point: at Northern Illinois (80-79), 2/13/16
Consecutive games decided by one point: at Bowling Green (W, 69-68), 1/31/15; at Ohio (L, 83-82), 2/4/15
Made 35+ field goals: vs. Point Park (36), 11/13/21
Made 40+ field goals: vs Heidelberg (42), 11/14/23
Made 45+ field goals: vs. Denison (46), 12/7/05
Made 50+ field goals: vs. Hiram (57), 2/25/61
Shot over 50% from the field: vs Heidelberg (.531 42-79), 11/14/23
Shot over 60% from the field: at IPFW (.643, 36-56), 3/19/14
Shot over 65% from the field: at Kent State (.660, 33-55), 1/24/98
Shot under 30% from the field: at North Dakota State (.298, 17-57), 12/16/14
Made 10+ 3-pointers: at South Dakota State (11) 11/06/23
Made 15+ 3-pointers (4x Last): at Eastern Michigan (18) 2/10/17
Made 20+ 3-pointers: vs BGSU (20) 3/1/16, vs Heidelberg (20), 11/14/23
Made 0 3-pointers: vs. Purdue, 12/7/00
Shot over 50% from 3-point (10 att): vs Buffalo (.591, 13-22), 2/24/17
Shot over 60% from 3-point (10 att): at Ohio (.600, 9-15), 1/12/14
Shot over 70% from 3-point (10 att): vs. Ohio (.750, 9-12), 3/10/12
Shot over 75% from 3-point (8 att): vs. Northern Ill. (.778, 7-9), 2/19/90
Made 20+ free throws: vs. Buffalo (20), 2/24/17
Made 25+ free throws: vs. Buffalo (26), 1/28/17
Made 30+ free throws: vs. Youngstown State (35), 12/21/07
Made 35+ free throws: vs. Youngstown State (35), 12/21/07
Made 40+ free throws: vs. Ball State (.905, 19-of-21), 1/27/18
Shot 100% from foul line (min. 10 att.): vs. Bowling Green (10-10), 2/21/17
Had 15+ steals: vs. Bluffton (17), 12/20/14
Had 20+ steals: vs. Tiffin (20), 11/19/06
Had 20+ assists: at Ohio (21), 2/27/13
Had 25+ assists: vs. North Carolina Central (26), 12/8/07, vs Heidelberg (28), 11/14/23
Had 30+ assists: vs. Denison (31), 12/7/05
Had 50+ rebounds: vs. Arkansas-Pine Bluff (50), 12/18/12, vs Heidelberg (54), 11/14/23
Had 60+ rebounds: vs. Coppin State (61), 1/2/13
Won rebounds by +20: vs. Coppin State (29, 61-32), 1/2/13, vs Heidelberg (20, 54-34), 11/14/23
Lost rebounds by +20: vs. Canisius (20, 27-47), 11/15/08
Had 10+ blocked shots: at Buffalo (10), 2/16/16
Had 15+ blocked shots: vs. Kent State (15), 3/12/11
Had 5 or fewer turnovers: vs. Youngstown State (5), 11/10/18
Had 10 or fewer turnovers: at Western Michigan (8), 1/24/17, vs Heidelberg (10), 11/14/23
Had 20+ turnovers: vs. Miami (Ohio) (20), 2/21/15
Had 25+ turnovers: vs. Arkansas-Pine Bluff (25), 12/18/12
Won in overtime: at Ohio (83-80, 2OT), 1/12/14
Lost in overtime: vs. Ohio State (NIT: 72-63), 3/15/16
Played in two overtimes: vs. Ball State (L, 111-106, 2ot), 1/27/18
Played in three overtimes: vs. Xavier (L, 113-111), 12/21/96
Played in four overtimes: at Ohio (L, 112-104), 1/8/02
Played in five overtimes: at Eastern Kentucky (W, 88-86), 1/26/84
Played consecutive overtime games: vs. Ball State (W, 105-104, ot), 1/4/03; at Ohio (L, 112-104, 4ot), 1/8/03
Overcame a 10+ point deficit to win: Trailed 38-27 vs. CMU, won 89-85, 11/10/17
Overcame a 15+ point deficit to win: Trailed 52-37 at NIU, won 76-73, 1/31/17
Overcame a 20+ point deficit to win: Trailed 32-12 vs. Buffalo, won 68-64, 1/26/13

LAST TIME AN OPPONENT...

Scored 50+ points in a half: vs. Davidson (52), 12/25/17 (2nd)
Scored 55+ points in a half: vs. USC (55), 12/22/17 (2nd)
Scored 60+ points in a half: at Louisville (65), 12/10/05 (2nd)
Scored 90+ Points: Davidson (90), 12/25/17
Scored 90+ Points (MAC): Buffalo (90), 1/28/17
Scored 100+ Points: at Louisville (111), 12/10/05
Scored 100+ Points (MAC): at Northern Illinois (100, 2ot), 1/29/03
Scored 110+ Points: at Louisville (111), 12/10/05
Scored 110+ Points (MAC): vs. Ball State (111, 2ot), 1/27/18
Scored 120+ Points: at Eastern Kentucky (122), 1/19/80
Scored 50 points or less: vs. Radford (41), 1/28/17
Scored 50 points or less (MAC): vs. Miami (46), 1/23/16
Scored 100 points in consecutive games: vs. Ball State (104, ot), 1/4/03; at Ohio (112, 4ot), 1/8/03
Scored 100 points in consecutive games (MAC): vs. Ball State (104, ot), 1/4/03; at Ohio (112, 4ot), 1/8/03
Scored 100 points in 3+ consecutive games: Never
Won a game by 20+ points: vs. USC (31, 84-53), 12/21/17
Won a game by 30+ points: at South Carolina (32, 78-45), 12/28/13
Made 35+ field goals: at Buffalo (38), 2/19/14
Made 40+ field goals: at Louisville (40), 12/10/05
Made 45+ field goals: at Marshall (47), 12/21/51
Made 50+ field goals: Never
Shot over 50% from the field: vs Davidson (.532, 33-62), 12/25/17
Shot over 60% from the field: at IPFW (.600, 33-55), 3/19/14
Shot over 65% from the field: vs. Ohio (.652, 30-46), 2/12/94
Shot under 30% from the field: vs. Western Michigan (.259, 14-54), 3/11/15
Made 10+ 3-pointers: Davidson (13), 12/25/17
Made 15+ 3-pointers 2x Most: vs. Marshall (12), 12/17/16
Made 0 3-pointers: at Valparaiso, 11/18/11
Shot over 50% from 3-point (10 att): vs Eastern Michigan (.529, 9-17), 1/19/16
Shot over 60% from 3-point (10 att): at Ohio (.611, 11-18), 2/4/15
Shot over 70% from 3-point (10 att): vs. Toledo (.786, 11-14), 1/20/93
Shot over 75% from 3-point (10 att): at Toledo (.818, 9-11), 1/9/15
Made 20+ free throws: vs. USC (20), 12/25/17
Made 25+ free throws: at Kent State (25), 3/6/15
Made 30+ free throws: at Saint Mary's (32), 11/12/13
Made 35+ free throws: vs. Toledo (36, ot), 3/10/09
Made 40+ free throws: Never
Shot 90% from foul line: vs. Ohio (.900, 18-20), 2/27/15
Shot 100% from foul line (min. 10 att.): at Florida State (10-10), 3/18/08
Had 15+ steals: vs. Arkansas-Pine Bluff (18), 12/18/12
Had 20+ steals: Never
Had 20+ assists: at IPFW (20), 3/19/14
Had 25+ assists: at Northwestern (25), 3/13/12
Had 30+ assists: at Louisville (31), 12/10/05
Had 50+ rebounds: vs. Western Michigan (51), 3/11/11; (50), 1/8/16)
Had 10+ blocked shots: vs. VCU (10), 2/23/08
Had 15+ blocked shots: Never
Had 5 or fewer turnovers: vs. Miami (Ohio) (5), 3/10/07
Had 10 or fewer turnovers 3x Least: vs UMES (8), 12/22/16
Had 20+ turnovers: vs Radford (22), 2/14/15
Had 30+ turnovers: vs. Canisius (30), 11/15/08
Overcame a 10+ point deficit to win: YSU trailed 41-30 and won 90-82, 11/12/16
Overcame a 15+ point deficit to win: Western Michigan trailed 37-19 and won 64-60 in overtime, 3/14/14

LAST TIME AN AKRON PLAYER...

SCORING

Scored 20+ Points: Xavier Castaneda (21), vs Kent State 03/10/23
Scored 25+ Points: Mikal Dawson (25), vs Heidelberg 11/14/23
Scored 30+ Points: Xavier Castaneda (31), vs. Buffalo 03/09/23
Scored 35+ Points: Romeo Travis (37), vs. Bowling Green, 2/24/07
Scored 40+ Points: Derrick Tarver (44), vs. Wright State, 12/30/03
Scored 45+ Points: Jimond Ivey (48), vs. Ball State, 1/27/18
Scored 50+ Points: Never
Two players had 20+ points: Enrique Freeman (26) and Xavier Castaneda (21) vs Kent State 03/10/23
Three players had 20+ points: Nikola Cvetinovic (27); Brett McClanahan (22); Zeke Marshall (22), vs. Youngstown State, 11/20/10
Two players had 25+ points: Kwan Cheatham (31); Isaiah Johnson (27), UB, 1/28/17
Two players had 30+ points: Rashon Brown (31); David Falknor (30), vs. Western Michigan, 3/4/02
Scored 20+ points, half: Derrick Tarver (27), vs. Wright State, 12/30/03 (1st)
Scored 20+ points in five-straight games: Derrick Tarver (6), 1/10/04-1/28/04
Scored 20+ points in 10+ straight games: Joe Jakubick (17), 1/9/84-3/3/84
Scored in double figures in 10+ straight games: Enrique Freeman (14) 01/24/23 - 03/10/23
Scored in double figures in 15+ straight games: Xavier Castaneda (24) 12/04/22 - 03/10/23
Scored in double figures in 30+ straight games: Joe Jakubick (30), 3/11/82-3/3/84
All five starters scored in double figures: 2x Isaiah Johnson (15), Antino Jackson (13), Jimond Ivey (13), Kwan Cheatham, Jr. (10), Tavian Dunn-Martin (10); vs. UMS, 12/22/16
Kwan Cheatham (20), Noah Robotham (14), Isaiah Johnson (13), Jimond Ivey (13), and Antino Jackson (12) vs. Western Michigan 1/24/17
5 players scored in double figures Last: Mikal Dawson (19), Sammy Hunter (16), Enrique Freeman (13), Greg Tribble (11), Nate Johnson (34); at. South Dakota St. 11/06/23
6 players scored in double figures: Xavier Castaneda (23), Enrique Freeman (20), Sammy Hunter (14), Trendon Hankerson (13), Greg Tribble (10), Amani Lyles (10); vs. Eastern Michigan 1/13/23
7 players scored in double figures: Mikal Dawson (25), Shammah Scott (15), Sammy Hunter (12), Tavari Johnson (12), Kaleb Thornton (11), Enrique Freeman (10), Amani Lyles (1); vs Heidelberg 11/14/23

DOUBLE-DOUBLES

Had a double-double: Enrique Freeman (10 pts, 17 rebs.); vs Heidelberg 11/14/23
Two players with a double-double: Jimond Ivey (14 pts., 12 rebs.), Isaiah Johnson (10 pts., 10 rebs.); vs. Kent State, 3/3/17
Three players with a double-double: Kwan Cheatham, Jr. (16 pts., 12 Rebs); Isaiah Johnson (14 pts, 10 Rebs); Jimond Ivey (12 pts, 11 Rebs) all vs American 11/12/16
20-point, 10-rebound double-double: Enrique Freeman (21 pts., 13 rebs.), vs. BGSU, 1/10/23
25-point, 10-rebound double-double: Enrique Freeman (27 pts., 15 rebs.), vs. NIU 1/3/23
Double-double in points and assists: Dru Joyce (12 pts., 13 ast.), vs. Hampton, 11/27/04
Had a triple-double: Never

SHOOTING

Made 10+ field goals: Enrique Freeman (11) vs Kent St. 03/10/23
Made 15+ field goals: Jimond Ivey (15), at Ball State, 1/27/18
Attempted 20+ field goals: Jimond Ivey (23), at Ball State, 1/27/18
Attempted 25+ field goals: Xavier Castaneda (25) 01/23/23
Made 5+ 3-pointers: Daniel Utomi (5), at EMU (2/10/17)
Made 7+ 3-pointers: Mikal Dawson (7), vs Heidelberg (11/14/23)
Made 10+ 3-pointers: Bryan Trimble, Jr. (10), vs. Bowling Green, 1/20/22
Attempted 10+ 3-pointers: Josh Williams (10), vs. CMU, 1/10/17
Attempted 12+ 3-pointers: Jimond Ivey (12), vs Ball State 1/27/18
Attempted 15+ 3-pointers: Xavier Castaneda (16) 01/23/23
Made a 3-pointer in 10+ straight games: Kwan Cheatham (14), 12/3/16-1/28/17
Made a 3-pointer in 15+ straight games: Steve McNees (16), 1/3/11-2/26/11
Made a 3-pointer in 20+ straight games: Brett McClanahan (20), 11/12/10-1/26/11
Shot 100% from 3-point range (min. 5 att.): Jake Kretzer (5-5), at Ohio, 2/27/13

FREE THROWS

Made 10+ free throws: Xavier Castaneda (11-of-12), vs. EMU, 1/13/23
Made 15+ free throws: Romeo Travis (16), vs. Bowling Green, 2/24/07
Made 20+ free throws: Jim Fenton (20), vs. John Carroll, 1/6/54
Made 20+ consecutive free throws: Darryl Roberts (30), 1/22/11-3/11/11
Made 30+ consecutive free throws: Darryl Roberts (30), 1/22/11-3/11/11
Attempted 15+ free throws: Xavier Castaneda (16) 11/22/22
Attempted 20+ free throws: Romeo Travis (23), vs. Bowling Green, 2/24/07
Shot 100% from the foul line (min. 10 att.): Johnny Hollingsworth (10-10), vs. Marshall, 3/5/03

REBOUNDS

Had 10+ rebounds: Enrique Freeman (14); at. South Dakota St. 11/06/23
Had 15+ rebounds: Enrique Freeman (17); vs Hiedelberg 11/14/23
Had 20+ rebounds: Enrique Freeman (21) vs Malone 12/19/20; Bryan Roth (21), vs. Eastern Kentucky, 2/9/85
Had 25+ rebounds: Roger Johnson (25), vs. Ill. Wesleyan, 1/4/69
Had 10+ rebounds in three-consecutive games: Demetrius "Tree" Treadwell, 12/16/13-12/23/13
Had 10+ rebounds in four-consecutive games: Demetrius "Tree" Treadwell, 1/15/14-1/25/14
Had 10+ rebounds in five-consecutive games: Demetrius "Tree" Treadwell, 2/1/14-2/15/14
Two players had 10+ rebounds: Quincy Diggs (12), Demetrius "Tree" Treadwell (11); at Miami (Ohio), 2/26/14
Three players had 10+ rebounds: Jake Kretzer (12), Zeke Marshall (12), Nick Harney (11); vs. Coppin State, 1/2/13

ASSISTS

Had 7+ assists: Kaleb Thornton (9), vs Heidelberg, 11/14/23
Had 10+ assists: Alex Abreu (10), at Northwestern, 3/13/12
Had 12+ assists: Wendell Bates (12), vs. Kent State, 12/18/79
Had 15+ assists: Never

BLOCKED SHOTS

Had 5 blocked shots: Demetrius "Tree" Treadwell (5), at EMU, 1/22/14
Had 6 blocked shots: Zeke Marshall (6), vs. Buffalo, 1/26/13
Had 7 blocked shots: Zeke Marshall (7), vs. Kent State, 3/15/13
Had 8 blocked shots: Zeke Marshall (9), at Toledo, 1/23/13
Had 10+ blocked shots: Never

STEALS

Had 5 steals: Antino Jackson (5), at Miami, 1/14/17
Had 6 steals: Alex Abreu (6), at Mississippi State, 11/9/11
Had 7 steals: Jimmel Ball (7), at Buffalo, 1/24/00
Had 8 steals: Jimmel Ball (9), at Eastern Michigan, 1/19/00

LAST TIME AN OPPOSING PLAYER...

Scored 20+ Points: Zeke Mayo (28); at. South Dakota St. 11/06/23
Scored 30+ Points: Marcus Keene (33), at Central Michigan, 1/10/17; Blake Hamilton (33) 1/28/17; Jaaron Simmons (38) 2/4/17
Scored 40+ Points: Carlos Medlock (42), vs. Eastern Michigan, 3/11/10
Scored 50+ Points: Never
Had a double-double: Kenny Carpenter (CSU) (11 points and 12 rebounds) 11/11/17
Made 10+ field goals: Zeke Mayo (10); at. South Dakota St. 11/06/23
Attempted 20+ field goals: Josh Hart (21) at Villanova, 11/22/15
Made 5+ 3-pointers: Jaaron Simmons (5-of-5) Ohi 2/4/17
Attempted 10+ 3-pointers: AZeke Mayo (11); at. South Dakota St. 11/06/23
Made 10+ free throws: Raven Lee (13), at Eastern Michigan, 2/14/15
Attempted 15+ free throws: D.J. Newbill (15), at Penn State, 11/25/14
Shot 100% from the foul line (min. 10 att.): Miryne Thomas (10-for-10) Kent St. 03/10/23
Had 10+ rebounds: Kenny Carpenter (12) vs. Cleveland State, 11/11/17
Had 15+ rebounds: Jordan Fouse (16), at Green Bay, 11/24/15
Had 20+ rebounds: Reggie Keely (20), vs. Ohio, 2/14/10
Had 10+ assists: D.J. Cooper (10), at Ohio, 2/26/12
Had 5+ blocked shots: Jimmy Hall (5), at Kent State, 3/6/15
Had 5+ steals: Cameron Morse (5), at YSU, 11/12/16

The Zips All-Time Records vs Opponents

Opponent	W	L	First Meeting	Last Meeting	Streak	Opponent	W	L	First Meeting	Last Meeting	Streak
Adrian	1	0	2016-17	Same	W1	Ferris State	0	1	1981-82	Same	L1
Air Force	1	0	2016-17	Same	W1	Findlay	1	1	1937-38	1938-39	L1
Alabama	0	1	2000-01	Same	L1	Florida Atlantic	1	0	1992-93	Same	W1
Alabama State	1	0	2018-19	2018-19	1-0	Florida A&M	2	0	2011-12	2021-22	W2
Albion	3	0	1946-47	1948-49	W3	Fla. International	3	2	1987-88	1999-2000	L1
Alfred	1	0	1938-39	1938-39	W1	Florida State	1	0	2007-08	Same	W1
Allegheny	0	5	1905-06	1913-14	L5	Franklin & Marshall	2	1	1937-38	1939-40	W1
Alliance (Pa.)	1	0	1969-70	1969-70	W1	Gannon	11	11	1945-46	1978-79	L1
American	5	1	1961-62	2016-17	W2	Gardner-Webb	1	0	2006-07	Same	W1
Appalachian State	1	1	2017-18	2021-22	L1	Geneva	10	6	1916-17	1965-66	W1
Arizona State	1	1	1950-51	1956-57	L1	George Mason	2	0	1996-97	1997-98	W2
Arkansas	1	0	2015-16	Same	W1	Georgia Southern	1	0	2016-17	2016-17	W1
Arkansas-Little Rock	1	1	2006-07	2010-11	W1	Glenville	2	1	1936-37	1938-39	L1
Arkansas-Pine Bluff	5	0	2009-10	2014-15	W5	Gonzaga	0	2	2008-09	2016-17	L2
Ashland	25	3	1904-05	1989-90	W6	Green Bay	3	6	1989-90	2015-16	L2
Augustana	1	0	1968-69	1968-69	W1	Grove City	1	1	1916-17	1917-18	W1
Austin Peay	11	9	1957-58	2009-10	W3	Hampton	3	1	2001-02	2004-05	W3
Baldwin-Wallace	66	25	1902-03	1979-80	W7	Hayward State	1	0	1974-75	Same	W1
Ball State	29	19	1937-38	2022-23	W1	Heidelberg	44	9	1910-11	2023-24	W15
Bellarmine	3	2	1967-68	1974-75	W3	Hillsdale	1	0	1948-49	Same	W1
Bethany	1	0	1966-67	Same	W1	Hiram	42	3	1904-05	2015-16	W40
Bethune-Cookman	4	0	1987-88	2015-16	W4	Hofstra	5	1	1963-64	1970-71	W3
Binghamton	2	0	2006-07	2007-08	W2	Houston	2	1	1993-94	2016-17	W2
Bluffton	2	0	1946-47	2014-15	W2	Howard	1	0	2009-10	Same	W1
Boise State	1	1	1988-89	Same	L1	Idaho State	0	1	1991-93	Same	L1
Bowling Green	45	28	1937-38	2022-23	W3	Illinois-Chicago	5	4	1983-84	2010-11	W3
Bridgewater	1	0	1960-61	Same	W1	Illinois State	2	7	1969-70	2018-19	L1
Brockport State	5	1	1971-72	1976-77	W2	Illinois Wesleyan	2	0	1968-69	1971-72	W2
Brooklyn College	4	0	1987-88	1988-89	W4	Indiana	1	0	1904-05	Same	W1
Brown	2	0	1947-48	1969-70	W2	IPFW	1	2	2013-14	2018-19	L1
Bradley	0	1	2022-23	Same	L1	IUP	1	0	1990-91	Same	W1
Bryant	1	0	2014-15	Same	W1	IUPUI	2	0	1977-78	1978-79	W2
Bucknell	2	0	1964-65	1966-67	W2	Indiana State	1	1	1970-71	2971-72	W1
Buffalo	40	33	1954-55	2022-23	W5	Iona	5	0	1955-56	2015-16	W5
Buffalo State	6	3	1967-68	1976-77	L2	Iowa State	0	1	2013-14	Same	L1
Butler	0	1	1964-65	Same	L1	Ithaca	1	0	1963-64	Same	W1
California	0	1	2005-06	Same	L1	Jackson State	1	0	2022-23	Same	-
UC- Santa Barbara	1	2	1953-54	2015-16	W1	Jacksonville (Fla.)	0	1	1983-84	Same	L1
UC-Irvine	1	0	2016-17	2016-17	W1	James Madison	1	1	2002-03	2003-04	W1
Canisius	3	3	1942-43	2008-09	W1	John Carroll	21	7	1934-35	2012-13	W7
Capital	13	0	1917-18	2002-03	W13	Juniata	2	0	1954-55	1955-56	W2
Carnegie Mellon	3	0	1943-44	2018-19	W3	Kansas State	0	3	1988-89	1990-91	L3
Carson-Newman	0	1	1973-74	Same	L1	Kent State	80	82	1915-16	2022-23	L2
Case Tech	34	18	1903-04	1956-57	W1	Kentucky	0	2	1936-37	1981-82	L2
Catholic	1	0	1962-63	Same	W1	Ky. Wesleyan	5	7	1965-66	1976-77	W1
Cedarville	2	0	2020-21	2018-19	W2	Kenyon	22	4	1903-04	1987-88	W4
Centenary	1	0	1938-39	Same	W1	Lake Forest	2	0	1957-58	1958-59	W2
Central Connecticut	6	3	1966-67	1986-87	W1	Lamar	2	1	1990-91	1991-92	L1
Central Florida	4	0	1984-85	1989-90	W4	La Salle	0	1	1939-40	Same	L1
Central Michigan	39	15	1938-39	2022-23	W6	Lawrence Tech	6	0	1938-39	1959-60	W6
Central State	1	0	1983-84	Same	W1	LeMoyné	1	0	1963-64	Same	W1
Charleston Southern	1	0	2015-16	Same	W1	Liberty	1	1	2001-02	2019-20	L1
Cheyney State	4	2	1970-71	1978-79	W1	Lipscomb	1	0	2015-16	Same	W1
Chicago State	3	1	1984-85	2018-19	W3	Long Island	1	0	1965-66	Same	W1
Chicago	0	1	1913-14	Same	L1	Louisiana Tech	0	2	1989-90	Same	L2
Cincinnati	8	11	1914-15	2003-04	L7	Louisville	0	2	2005-06	2019-20	W1
Clemson	0	2	2005-06	2018-19	L2	Loyola-Chicago	2	0	1997-98	1998-99	W2
Cleveland State	37	32	1932-33	2017-18	W4	Loyola Marymount	1	0	2006-07	Same	W1
Coastal Carolina	2	1	1986-87	2013-14	W1	LSU	0	1	2022-23	Same	L1
Colby	5	1	1948-49	1957-58	W2	MacMurray	1	1	1968-69	1969-70	W1
Concord	3	0	2017-18	2022-23	W3	Maine	1	0	2022-23	Same	W1
Connecticut	1	0	1947-48	Same	W1	Malone	7	0	1971-72	2020-21	W7
Coppin State	5	0	2012-13	2016-17	W5	Mankato State	0	1	1977-78	Same	L1
Creighton	1	3	2005-06	2016-17	L2	Mansfield State	1	0	1992-93	Same	W1
Dartmouth	1	0	1927-28	Same	W1	Marietta	18	3	1910-11	1967-68	W13
Davidson	0	1	2017-18	Same	L1	Marshall	16	14	1946-47	2022-23	L1
Davis & Elkins	2	0	1983-84	1985-86	W2	Md.-Eastern Shore	5	1	1950-51	2016-17	W5
Dayton	2	12	1936-37	2010-11	L12	Massachusetts	1	1	2007-08	2019-20	W1
Defiance	1	0	1920-21	Same	W1	Merrimack	1	0	2019-20	2019-20	W2
Delaware State	1	0	1988-89	Same	W1	Miami (Fla.)	1	2	1956-57	2014-15	L2
Denison	21	4	1908-09	2005-06	W10	Miami (Ohio)	35	34	1914-15	2021-22	W7
Denver	1	0	1959-60	Same	W1	Miami (Ohio)Hamilton	0	0	2023-24	Same	-
DePauw	2	0	1958-59	1959-60	W2	Michigan	0	4	1937-38	1985-86	L4
Detroit Mercy	6	4	1935-36	2018-19	W2	Michigan State	1	1	1912-13	1913-14	L1
Drake	1	2	2003-04	2009-10	L1	Middle Tennessee	10	17	1979-80	2014-15	L2
Duquesne	8	18	1946-47	2011-12	L1	Millikin	1	0	2010-11	Same	W1
Eastern Illinois	4	8	1967-68	1991-92	L1	Mississippi College	1	0	1949-50	Same	W1
Eastern Kentucky	6	13	1946-47	2008-09	L2	Mississippi State	2	0	2005-06	2011-12	W2
Eastern Michigan	36	24	1967-68	2022-23	W5	Mississippi Valley	2	1	1991-92	2017-18	W1
Eastern Montana	3	0	1969-70	1974-75	W3	Minnesota	0	2	1991-92	2010-11	L2
Eastern Washington	1	0	1990-91	Same	W1	Monmouth	0	1	2001-02	Same	L1
Edinboro	3	0	1982-83	1986-87	W3	Montana State	1	0	1974-75	Same	W1
Evansville	1	4	1957-58	2021-22	W1	Morehead State	10	11	1974-75	1988-89	L1
Fairfield	0	3	1994-95	2000-01	L3	Morgan State	2	0	1985-86	2022-23	W2
Fairleigh Dickinson	2	0	1966-67	2008-09	W2	Mount St. Mary's	2	0	1966-67	2005-06	W2
						Mount Union	42	28	1901-02	2004-05	W20

Opponent	W	L	First Meeting	Last Meeting	Streak	Opponent	W	L	First Meeting	Last Meeting	Streak
N.C. A&T	7	3	1963-64	2011-12	W3	UCLA	0	1	2021-22	Same	L1
N.C. Central	2	0	2007-08	2019-20	W2	Urbana	2	0	1985-86	2008-09	W2
N.C. State	0	3	1946-47	2009-10	L3	U.S. International	1	1	1989-90	Same	L1
UNC Asheville	1	0	2012-13	Same	W1	UT Martin	1	0	2017-18	Same	W1
UNC Greensboro	2	2	1994-95	2009-10	W2	UT Arlington	0	1	2016-17	2016-17	L1
UNC Wilmington	1	1	1983-84	1985-86	W1	UT Chattanooga	1	0	2017-18	Same	W1
North Dakota	1	0	1965-66	Same	W1	Utica	0	1	1983-84	Same	L1
North Dakota State	2	0	2012-13	2014-15	W2	UNLV	0	0	2023-24	Same	
Northeastern Illinois	1	0	1990-91	Same	W1	Valparaiso	5	2	1990-91	2011-12	L1
Northern Colorado	1	1	1950-51	1954-55	W1	Villanova	0	1	2015-16	Same	L1
Northern Illinois	30	14	1987-88	2022-23	W1	Virginia Commonwealth	0	7	1969-70	2012-13	L7
Northern Iowa	1	3	1978-79	1990-91	L1	Virginia Tech	0	1	1975-76	Same	L1
Northern Kentucky	0	4	1977-78	1978-79	L4	Wabash	1	0	1958-59	Same	W1
Northern Michigan	0	2	1978-79	Same	L2	Wagner	1	1	1989-90	1992-93	L1
Northwestern	0	1	2011-12	Same	L1	Walsh	3	0	1977-78	1979-80	W3
Notre Dame	0	3	1982-83	2010-11	L3	Washington & Jefferson	3	2	1940-41	1954-55	W1
Oakland	6	3	1975-76	2004-05	W2	Washington & Lee	0	1	1951-52	Same	L1
Oberlin	35	5	1904-05	1966-67	W15	Washington State	0	1	1939-40	Same	L1
Ohio Northern	4	0	1916-17	1923-24	W4	Waynesburg	1	1	1937-38	1938-39	L1
Ohio State	1	7	1905-06	2015-16	L5	Wayne State	7	6	1936-37	1971-72	W1
Ohio	47	43	1911-12	2022-23	L1	Weber State	1	0	1988-89	Same	W1
Ohio Wesleyan	25	14	1909-10	1967-68	W4	West Chester	1	0	1963-64	Same	W1
Oklahoma State	0	1	2012-13	Same	L1	West Liberty	1	0	1994-95	Same	W1
Oral Roberts	5	1	1988-89	2013-14	W1	Western Illinois	15	10	1970-71	2014-15	W3
Oregon State	1	0	2013-14	Same	W1	Western Kentucky	3	8	1979-80	2022-23	W1
Otterbein	23	5	1912-13	1987-88	W5	Western Michigan	38	21	1987-88	2022-23	W2
Penn State	2	5	1937-38	2014-15	L1	Western Reserve	28	15	1902-03	1958-59	W4
Pennsylvania	0	1	1908-09	Same	L1	Westminster	9	8	1936-37	1970-71	W1
Pepperdine	1	0	1955-56	Same	W1	West Virginia	2	3	1904-05	2019-20	L3
Pittsburgh	1	3	1910-11	2008-09	L3	Wheaton	1	2	1952-53	1957-58	L2
Philadelphia Textile	3	1	1966-67	1971-72	W2	Wheeling	1	0	2021-22	2021-22	W1
Point Park	1	0	2021-22	2021-22	W1	William & Mary	0	2	1949-50	2001-02	L2
Portland State	0	1	2007-08	Same	L1	Wilmington	1	0	1937-38	Same	W1
Prairie View	1	0	1993-94	Same	W1	Winston-Salem State	1	2	1966-67	2006-07	W1
Princeton	1	1	2012-13	2017-18	L1	Winthrop	1	1	2007-08	2008-09	W1
Purdue	0	2	1999-2000	2000-01	L2	UW-Milwaukee	1	1	1979-80	1989-90	W1
Quincy	1	0	1981-82	Same	W1	Wittenberg	15	26	1914-15	1980-81	L3
Radford	3	0	2002-03	2016-17	W3	Wooster	57	35	1901-02	1998-99	W3
Rhode Island	2	2	1999-2000	2009-10	L2	Wright State	15	8	1974-75	2022-23	W5
Rice	1	0	1987-88	Same	W1	Wyoming	2	2	1999-2000	2009-10	W2
Rider	0	1	1996-97	Same	L1	Xavier	1	4	1923-24	1997-98	L3
Roanoke	4	1	1971-72	1976-77	W4	Yale	1	1	1906-07	1907-08	L1
Robert Morris	2	0	1986-87	1987-88	W2	York College (Neb.)	0	1	1942-43	Same	L1
Rochester	0	2	1908-09	1913-14	L2	Youngstown State	59	32	1937-38	2019-20	W2
Rochester Tech	1	1	1954-55	1955-56	L1						
Rutgers	1	0	1949-50	Same	W1						
St. Bonaventure	2	1	1942-43	2020-21	L1	Non-Intercollegiate Teams					
St. Francis (N.Y.)	5	1	1947-48	2008-09	W2	Opponent	W	L	First Meeting	Last Meeting	Streak
St. Francis (Pa.)	4	0	1949-50	2009-10	W4	Alumni	3	0	1915-16	1917-18	W3
St. Ignatius	1	0	1908-09	Same	W1	Athletes in Action	1	0	1973-74	Same	W1
St. John's (N.Y.)	0	1	1944-45	Same	L1	Canton Athletic Club	0	1	1908-09	Same	L1
St. Joseph's (Ind.)	1	0	1974-75	Same	W1	Canton Massillon	0	1	1904-05	Same	L1
St. Joseph's (Pa.)	0	2	1997-98	1998-99	L2	Case All-Stars	1	0	1910-11	Same	W1
St. Mary's (Calif.)	1	1	1973-74	2013-14	L1	Cleveland All-Stars	1	0	1909-10	Same	W1
St. Michael's (Vt.)	0	1	1964-65	Same	L1	Cleveland YMCA	0	1	1910-11	Same	L1
St. Thomas (Minn.)	1	0	1949-50	Same	W1	Cuki-Mestre (Italy)	1	0	1987-88	Same	W1
St. Vincent	2	0	1971-72	1972-73	W2	East End Athletic Club	1	0	1902-03	Same	W1
San Francisco St.	4	1	1964-65	1972-73	W1	East Liberty YMCA	0	1	1917-18	Same	L1
Scranton	0	1	1939-40	Same	L1	Goodyear Wingfoots	1	3	1918-19	1953-54	L3
Seattle	1	0	1958-59	Same	W1	Haskell Institute	1	0	1906-07	Same	W1
Slippery Rock	4	1	1952-53	1999-2000	W4	Kfum Orebro (Swd.)	1	0	1988-89	Same	W1
South Alabama	0	2	1980-81	1981-82	L2	Lockbourne AFB	1	0	1944-45	Same	W1
South Carolina	1	2	2013-14	2014-15	W1	Marathon AAU	2	0	1985-86	N/A	W2
South Carolina State	3	0	1986-87	2015-16	W3	Mexico University	1	0	1949-50	Same	W1
South Dakota State	2	0	2022-23	2023-24	W2	Ohio St. Medics	1	0	1906-07	Same	W1
USC Upstate	2	0	2007-08	2019-20	W2	Palmetto (S.C.)	0	1	1984-85	Same	L1
South Florida	0	1	1983-84	Same	L1	Polish Oly. Team	0	1	1965-66	Same	L1
Southern	2	0	2019-20	2021-22	W2	Quantico Marines	0	1	1955-56	Same	L1
Southern California	1	1	2014-15	2017-18	L1	Ravena Byers	3	3	1902-03	1906-07	L1
Southern Calif. College	1	0	1974-75	Same	W1	Wesleyan Medics	1	0	1909-10	Same	W1
Southern Colorado	1	0	1971-72	Same	W1	Wstrn Reserve Medics	2	0	1901-02	Same	W2
Southern Mississippi	1	0	2023-24	Same	W1	Wheeling YMCA	1	0	1916-17	Same	W1
Southern Utah	2	1	1988-89	1989-90	L1	Windsor Basketball Club	5	0	1978-79	N/A	W5
Southwestern La.	1	0	1980-81	Same	W1	Yugoslavia National	1	0	1983-84	Same	W1
Stephen F. Austin	1	0	1988-89	Same	W1						
Stetson	1	0	2010-11	Same	W1						
Steubenville	3	0	1964-65	1972-73	W3						
Syracuse	0	1	2000-01	Same	L1						
Tampa	1	0	1949-50	Same	W1						
Temple	2	1	2005-06	2010-11	L1						
Tennessee State	4	2	1971-72	2018-19	W3						
Tennessee Tech	9	8	1979-80	1986-87	W5						
Texas A&M	1	1	1948-49	2009-10	L1						
Texas Southern	1	0	2012-13	Same	W1						
Tiffin	1	0	2006-07	Same	W1						
Toledo	29	41	1915-16	2022-23	L2						
Towson	1	0	2019-20	Same	W1-						
Tulane	1	0	2019-20	Same	W1						

BOLD indicates MAC opponents




AMANI LYLES
Sophomore • F
Columbus, Ohio




SHAMMAH SCOTT
Junior • G
Cleveland, Ohio



GREG TRIBBLE
Senior • G
Cincinnati, Ohio



KALEB THORNTON
Senior • G
Bolingbrook, Ill.



DARRION BAKER
Freshman • F
Chicago, Ill.




TAVARI JOHNSON
Sophomore • G
LaGrange Park, Ill.



RYAN PRATHER JR.
R-Freshman • G
Clarksburg, Md.




SAMMY HUNTER
Senior • F
Nassau, Bahamas



EVAN WILSON
Junior • G
Noblesville, Ind.



ZACH HALLIGAN
Freshman • W
Uniontown, Ohio



MIKAL DAWSON
Senior • W
Huntington, W.Va.



MARVIN MUSIIME-KAMALI
Freshman • W
Brockton Mass.



ALI ALI
Senior • G
Kendallville, Ind.



ENRIQUE FREEMAN
Senior • F
Cleveland, Ohio



NATE JOHNSON
R-Sophomore • G
Liberty Township, Ohio



JOHN GROCE
Head Coach



DUSTIN FORD
Associate Head Coach



ROB FULFORD
Assistant Coach



ROBBY PRIDDEN
Assistant Coach



JON EKEY
Director of Basketball Operations

NUMERICAL ROSTER

No.	Name	Pos.	Ht.	Wt.	Yr.	Hometown (High School Previous School)
0	Amani Lyles	F	6-7	226	So.	Columbus, Ohio / Beechcroft
1	Shammah Scott	G	6-2	180	Jr.	Cleveland, Ohio / Shaker Heights Northwest Florida State Wichita State
2	Greg Tribble	G	6-3	195	Sr.	Cincinnati, Ohio / Winton Woods Huntington Prep
3	Kaleb Thornton	G	6-0	175	Sr.	Bolingbrook, Ill. / Bolingbrook Northern Illinois
4	Darrion Baker	F	6-8	225	Fr.	Chicago, Ill. / Hillcrest
5	Tavari Johnson	G	5-11	155	So.	Chicago, Ill. / Lyons
10	Ryan Prather Jr.	G	6-5	205	R-Fr.	Clarksburg, Md. / Clarksburg
11	Sammy Hunter	F	6-9	225	Sr.	Nassau, Bahamas / British Columbia Christian Prep Ole Miss
20	Evan Wilson	G	6-2	190	Jr.	Noblesville, Ind. / Noblesville
21	Zach Halligan	W	6-4	205	Fr.	Uniontown, Ohio / Walsh Jesuit
22	Mikal Dawson	W	6-5	222	Sr.	Huntington, W.Va. / Huntington Prep
23	Marvin Musiime-Kamali	W	6-6	195	Fr.	Brockton Mass. / Cushing Academy
24	Ali Ali	G	6-8	205	Sr.	Kendallville, Ind. / East Noble Butler
25	Enrique Freeman	F	6-7	206	Sr.	Cleveland, Ohio / St. Martin De Porres High School
34	Nate Johnson	G	6-3	204	R-So.	Liberty Township, Ohio / Lakota East

G - Guard, W - Wing, F - Frontcourt

ALPHABETICAL ROSTER

No.	Name	Pos.	Ht.	Wt.	Yr.	Hometown (High School Previous School)
24	Ali, Ali	G	6-8	205	Sr.	Kendallville, Ind. / East Noble Butler
4	Baker, Darrion	F	6-8	225	Fr.	Chicago, Ill. / Hillcrest
22	Dawson, Mikal	W	6-5	222	Sr.	Huntington, W.Va. / Huntington Prep
25	Freeman, Enrique	F	6-7	206	Sr.	Cleveland, Ohio / St. Martin De Porres High School
21	Halligan, Zach	W	6-4	205	Fr.	Uniontown, Ohio / Walsh Jesuit
11	Hunter, Sammy	F	6-9	225	Sr.	Nassau, Bahamas / British Columbia Christian Prep Ole Miss
34	Johnson, Nate	G	6-3	204	R-So.	Liberty Township, Ohio / Lakota East
5	Johnson, Tavari	G	5-11	155	So.	Chicago, Ill. / Lyons
0	Lyles, Amani	F	6-7	226	So.	Columbus, Ohio / Beechcroft
23	Musiime-Kamali, Marvin	W	6-6	195	Fr.	Brockton Mass. / Cushing Academy
10	Prather Jr., Ryan	G	6-5	205	R-Fr.	Clarksburg, Md. / Clarksburg
1	Scott, Shammah	G	6-2	180	Jr.	Cleveland, Ohio / Shaker Heights Northwest Florida State Wichita State
3	Thornton, Kaleb	G	6-0	175	Sr.	Bolingbrook, Ill. / Bolingbrook Northern Illinois
2	Tribble, Greg	G	6-3	195	Sr.	Cincinnati, Ohio / Winton Woods Huntington Prep
20	Wilson, Evan	G	6-2	190	Jr.	Noblesville, Ind. / Noblesville

G - Guard, W - Wing, F - Frontcourt

Head Coach: John Groce (Taylor 1994)

Associate Head Coach: Dustin Ford (Ohio 2001), Assistant Coaches: Rob Fulford (Marshall 1997), Robby Pridgen (Roanoke 2003)

Director of Basketball Operations: Jon Ekey (Illinois State 2013), Assistant Operations: Blaine Calhoun (Cincinnati 2019)

Graduate Assistants: Devan Morrow (Ohio State 2021), Peter Farkas (SUNY Brockport 2021),

PRONUNCIATION GUIDE

1	Shammah (Shuh-Mah) Scott
22	Mikal (Michael) Dawson
23	Marvin Musiime-Kamali (Moo-See-May)-(Kuh-Mali)

BY CLASS

FRESHMAN (4): Marvin Musiime-Kamali, Zach Halligan, Darrion Baker, Ryan Prather Jr. | **SOPHOMORE (3):** Tavari Johnson, Amani Lyles, Nate Johnson | **JUNIOR (2):** Evan Wilson, Shammah Scott | **SENIOR (6):** Enrique Freeman, Mikal Dawson, Sammy Hunter, Kaleb Thornton, Greg Tribble, Ali Ali

BY LOCATION

OHIO (6): Zach Halligan, Amani Lyles, Shammah Scott, Enrique Freeman, Greg Tribble, Nate Johnson | **ILLINOIS (3):** Darrion Baker, Tavari Johnson, Kaleb Thornton | **INDIANA (2):** Evan Wilson, Ali Ali, | **BAHAMAS (1):** Sammy Hunter | **WEST VIRGINIA (1):** Mikal Dawson, | **MARYLAND (1):** Ryan Prather Jr. | **MASSACHUSETTS (1):** Marvin Musiime-Kamali



JOHN GROCE
Head Coach
Seventh Season at Akron
16th Season Overall
Taylor '94

Groce became the Akron Zips 22nd head coach on April 6, 2017.

Now in his seventh season, Groce has compiled a 88-35 mark over the last five seasons.

He completed his sixth season at Akron with a 116-70 overall record.

In Mid-American Conference play, the Zips are 67-43 under Groce and 53-21 over the last four years, owning the best winning percentage (.716) in the

league.

Groce has a long track record of building championship caliber teams and all-around successful young men. The program's mission "to be impactful", and the vision "OneAkron", resonates with everyone involved in the program as he is notorious for saying "It takes a village."

The 2023 season saw Groce lead the Zips to a third-place finish in the MAC where they eventually fell to Kent State in the semifinals. The Zips finished the season with a 22-11 overall record, a 13-5 conference record, and a 15-1 record at home. Akron saw Xavier Castaneda and Enrique Freeman named to the All-MAC First Team while Greg Tribble and Freeman were named to the ALL-MAC Defensive Team. Freeman was also a Kar Malone Award Top 10 nomination.

In 2022, The University of Akron basketball program claimed the 2022 MAC Men's Basketball Tournament Championship and advanced to the 2022 NCAA Tournament for the fifth time in program history. Akron entered NCAA Tournament as a No. 13 seed and played against the No. 4 seed UCLA Bruins in the First Round of the East Region at the Moda Center in Portland, Oregon on March 17, 2022. The Zips fell 57-53. Akron won eight consecutive games entering the NCAA Tournament, including the last five regular season games and the three MAC Tournament games. The Zips finished the season with a 24-10 overall record and 14-6 record in league play.

In 2020, the Zips matched the best regular season record in program history at 24-7. Groce led the Zips to five consecutive Mid-American Conference Tournaments, earning the No. 4 seed and defeating fifth-seeded Buffalo (70-68) in the quarterfinal round, top-seeded Toledo (70-62) in the semifinal round and second-seeded Kent State (75-55) in the finals. Akron earned No. 1 seed in 2020 - the 2020 MAC Tournament was canceled due to the COVID-19 pandemic.

During his 27-year coaching career, he has helped coach teams to 19 postseason appearances in 24 opportunities, including six regular season conference championships, eight conference tournament championships, a National Runner-up, an Elite 8, an NCAA Sweet 16 and seven Round of 32 appearances. Over 27 years his teams have not only shown consistent success on the court but have demonstrated sustained excellence in the classroom as well.

Prior to joining the Zips, Groce was head men's basketball coach at the University of Illinois for five seasons. During his tenure at Illinois, he led the Illini to an average of 19 wins per season along with postseason appearances in four of his five years in Champaign, owning a 95-75 record.

He arrived at Illinois after four seasons as head coach at Ohio University, where he led the Bobcats to an 85-56 overall record as well as Mid-American Conference Tournament titles and NCAA Tournament appearances in 2010 and 2012. Groce pursued building a championship program in all phases. There were signature wins on the court, player development improvements, recruiting success, and achievement in the classroom as well.

Ohio was the story of the 2012 Tournament, advancing to the Sweet 16 as a No. 13 seed with victories over No. 4 seed Michigan followed by No. 12 seed South Florida. The Bobcats made a strong push for the Elite Eight before falling to No. 1 seed North Carolina in overtime in the regional semifinal. It marked just the second time in Ohio's school history and first since 1964 that the Bobcats won multiple games in the NCAA Tournament. Ohio finished the 2012 season with a school-record 29 wins and was known for its pressure defense, ranking second nationally in turnover percentage and third in steals percentage.

Ohio also made noise in the 2010 postseason. Playing in the school's first NCAA Tournament game in five seasons, the Bobcats received a No. 14 seed and defeated No. 3 seed Georgetown. With the 2010 and 2012 NCAA performances, Ohio became just the sixth school ever to win Tournament games as both a 13 and 14 seed.

Groce earned his first head-coaching job at Ohio following four seasons on Thad Matta's staff at Ohio State from 2005-08, the first two as assistant coach and last two as associate head coach. During Groce's time in Columbus the Buckeyes amassed a record of 105-35, advanced to the NCAA Championship game in 2007 and second round in 2006, claimed back-to-back outright Big Ten Championships in 2006 and 2007 and won the NIT in 2008.

Groce played a key role in recruiting many of the top players at Ohio State and was named Rivals' 2006 National Recruiter of the Year.

Groce earned a bachelor's degree in mathematics from Taylor in 1994. He and his wife, Allison, have two sons, Conner and Camden, and a daughter, Cate.

THE JOHN GROCE FILE

COACHING EXPERIENCE

2018-present	Akron	Head Coach
2013-17	Illinois	Head Coach
2009-12	Ohio	Head Coach
2007-08	Ohio State	Associate Head Coach
2005-06	Ohio State	Assistant Coach
2002-04	Xavier	Assistant Coach
2001	Butler	Assistant Coach
1997-00	N.C. State	Assistant Coach
1994-96	Taylor	Assistant Coach

YEAR-BY-YEAR COACHING RECORD

Year	Team	Overall	Conference	Finish/Postseason
2008-09	Ohio	15-17 (.468)	7-9 (.438)	6th East
2009-10	Ohio	22-15 (.595)	7-9 (.438)	5th East, NCAA Second Round
2010-11	Ohio	19-16 (.543)	9-7 (.563)	3rd East, CIT Quarterfinals
2011-12	Ohio	29-8 (.784)	11-5 (.688)	3rd East, NCAA Sweet 16
Ohio Totals (4 seasons)		85-56 (.603)	34-30 (.531)	
2012-13	Illinois	23-13 (.639)	8-10 (.444)	T7th, NCAA Third Round
2013-14	Illinois	20-15 (.571)	7-11 (.389)	T8th, NIT Second Round
2014-15	Illinois	19-14 (.576)	9-9 (.500)	T7th, NIT First Round
2015-16	Illinois	15-19 (.441)	5-13 (.278)	12th
2016-17	Illinois	18-14 (.563)	8-10 (.444)	9th
Illinois (5 seasons)		97-76 (.561)	37-53 (.411)	
2017-18	Akron	14-18 (.438)	6-12 (.333)	6th East
2018-19	Akron	17-16 (.515)	8-10 (.444)	4th East
2019-20	Akron	24-7 (.770)	14-4 (.760)	1st, MAC Champions
2020-21	Akron	15-8 (.667)	12-6 (.667)	3rd MAC
2021-22	Akron	24-10 (.714)	14-6 (.727)	t-3rd MAC y, NCAA 1st Round
2022-23	Akron	22-10 (.667)	13-5 (.722)	3rd MAC,
2022-23	Akron	3-0 (1.000)	0-0	
Akron (7 seasons)		119-70 (.623)	67-43 (.609)	
Career Totals (16 seasons)		301-202 (.598)	138-126 (.533)	

BIRTHDATE: Sept. 7, 1971 **EDUCATION:** Taylor University, B.S. in mathematics, 1994
HOMETOWN: Danville, Ind. **PLAYING CAREER:** 1991-93 Basketball (Taylor)
FAMILY: Wife- Allison, Children- Conner, Camden, and Cate

THE NUMBERS ON AKRON HOOPS...

4 Akron has won four MAC tournament titles to represent the league in the NCAA Tournament.

15 The number of 20+ win seasons the Zips have had since the 2005-06 season

18 The number of times the Zips have finished in the top-three in the MAC East since divisional play began during the 1997-98 season.

19 Only 10 teams had at least 19 wins every season since the start of the 2004-05 campaign, including the Zips.

21 Akron was one of just four programs in all of Division I basketball to post at least 21 wins in 12 straight-seasons.

88 Akron has posted 88 winning seasons in 122 years of basketball.

86.7 The Zips have a home winning percentage of 86.6 since the start of the 2004-05 campaign (254-39).

119 The number of wins the Zips have recorded under coach Groce.

142 The number of wins in league play the Zips have posted since the start of the 2012 MAC schedule 142-72 (.664).

222 Akron has posted 222 wins in conference play since the 2004-05 season (222-108). The Zips' 222 wins are the most in the league during that stretch.

254 Akron has posted 254 home wins since the 2004-05 campaign (254-39, .867).

424 The number of wins the Zips have posted since the start of the 2004-05 season, the most victories in the MAC.

740 The number of consecutive games that Akron has made at least one 3-point basket.

1,698 The Zips have won 1,697 games in their 122 seasons of basketball. Akron was the 56th Division I program to post 1,500 all-time wins.

Opponent	UA W-L	TOT W-L
Akron	0-0	6-4
Alabama	0-0	0-1
Alabama State	1-0	2-0
American	0-0	1-0
Appalachian State	1-1	1-1
Arkansas State	0-0	1-0
Auburn	0-0	2-0
Austin Peay	0-0	2-1
BYU	0-0	1-0
Ball State	6-4	9-7
Baylor	0-0	1-0
Boston U.	0-0	1-0
Bowling Green	9-3	12-9
Bradley	0-1	1-1
Brown	0-0	1-0
Bucknell	0-0	1-0
Buffalo	6-8	11-12
Butler	0-0	1-0
Carnegie Mellon	1-0	1-0
Cedarville	2-0	2-0
Central Michigan	7-1	10-3
Chaminade	0-0	1-0
Chattanooga	1-0	1-1
Chicago State	1-0	3-0
Clemson	0-1	0-2
Cleveland State	1-0	1-0
Colgate	0-0	1-0
Colorado	0-0	1-0
Concord	3-0	3-0
Coppin State	0-0	1-0
Dartmouth	0-0	1-0
Davidson	0-1	0-1
Dayton	0-1	0-1
Delaware	0-0	2-1
Detroit Mercy	1-0	2-0
Eastern Kentucky	0-0	2-1
Eastern Michigan	9-3	11-5
East Tennessee State	0-0	0-1
Elon	0-0	1-0
Evansville	1-0	1-0
Fordham	0-1	0-1
Florida State	0-0	0-1
Florida A&M	1-0	1-0
Florida International	0-0	0-0
Gardner-Webb	0-0	1-0
George Mason	0-0	0-1
Georgetown	0-0	1-0
Georgia Southern	0-0	1-0
Georgia Tech	0-0	1-1
Gonzaga	0-0	1-0
Hampton	0-0	1-0
Hawaii	0-0	1-0
Heidelberg	1-0	1-0
Holy Cross	0-0	1-0
Illinois State	0-1	2-1
Indiana	0-0	3-6
Indiana State	0-0	2-0
Iowa	0-0	4-4
Iowa State	0-0	0-1
IPFW	1-1	2-1
IUPUI	0-0	2-1
Jacksonville State	1-0	2-0
Kansas	0-0	0-1
Kennesaw State	0-0	2-0
Kent State	7-7	11-12
Lamar	0-0	2-1
Louisville	0-1	0-3
Liberty	0-1	0-1
LSU	0-1	0-1
Maine	1-0	1-0
Malone	3-0	3-0
Marietta	0-0	1-0
Massachusetts	1-0	1-0
Marshall	2-2	4-5
Maryland	0-0	1-3
McKendree	0-0	1-0
Merrimack	1-0	1-0
Miami (Fla.)	0-0	0-2
Miami (Ohio)	8-3	14-6
Michigan	0-0	3-9
Michigan State	0-0	3-4
Middle Tennessee	0-0	1-0
Minnesota	0-0	6-3
Mississippi State	0-1	0-1
Mississippi Valley State	1-0	1-0
Missouri	0-0	4-1
Morgan State	1-0	2-0
Muskingum	0-0	0-0
Nebraska	0-0	5-3
Nevada	0-2	0-2
Norfolk State	0-0	2-0
North Carolina	0-0	0-1
North Carolina Central	1-0	1-0
North Carolina A&T	0-0	2-0
North Carolina State	0-0	1-0
North Dakota State	0-0	1-0
North Florida	0-0	0-1
Northern Illinois	5-3	9-3
Northern Iowa	0-0	1-0
Northern Kentucky	0-0	1-0
Northwestern	0-0	5-3
Notre Dame	0-0	0-1
Oakland	0-0	1-1
Ohio	7-5	7-5
Ohio Valley	0-0	1-0
Ohio State	0-1	2-7
Oregon	0-0	0-2
Penn State	0-0	4-3
Pittsburgh	0-0	0-1
Point Park	1-0	1-0
Portland	0-0	1-0
Princeton	0-1	0-1
Providence	0-0	0-1
Purdue	0-0	3-5
Robert Morris	0-0	0-3
Rutgers	0-0	3-1
St. Bonaventure	1-1	1-2
St. Francis (N.Y.)	0-0	2-0
St. Francis (Pa.)	0-0	1-0
Santa Clara	0-0	1-0
South Carolina Upstate	1-0	1-0
South Dakota	0-0	1-0
South Dakota State	2-0	2-0
South Florida	0-0	1-0
Southeast Missouri	0-0	1-0
Southern	2-0	2-0
Southern Mississippi	1-0	0-0
Temple	0-0	0-1
Tennessee	0-0	0-1
Tennessee-Martin	1-0	2-0
Tennessee State	1-0	1-0
Texas A&M-Corpus Christi	0-0	1-0
Toledo	1-8	6-9
Towson	0-0	0-0
Tulane	1-0	1-0
Tulsa	0-0	1-1
UAB	0-0	1-0
UIC	0-0	2-0
UNC Asheville	0-0	1-0
UNLV	0-0	1-0
USC	0-1	1-1
VCU	0-0	1-0
Valparaiso	0-0	2-0
Villanova	0-0	0-1
West Virginia	0-1	0-2
Western Carolina	0-0	2-0
Western Kentucky	1-0	1-0
Western Michigan	8-2	11-4
Wheeling	1-0	1-0
William & Mary	0-0	1-0
Winthrop	0-0	1-1
Wisconsin	0-0	0-8
Wright State	2-0	4-0
Xavier	0-0	0-1
Yale	0-0	1-0
Youngstown State	1-0	1-0
TOTAL	119-70	301-202



O • AMANI LYLES • SO • F • COLUMBUS, OHIO

CAREER STATS

Points	10	vs Eastern Mich. 01/13/23, vs Heidelberg 11/14/23
Rebounds	9	vs Muskingum 12/04/22
Assists	3	vs Heidelberg 11/14/23
Steals	2	vs Maine 12/19/22, at Ball St. 01/06/23
Blocks	1	7 times
FG Made	5	vs Heidelberg 11/14/23
FG Attempts	8	vs Eastern Mich. 01/13/23
3FG Attempts	1	vs Eastern Mich. 01/13/23
FT Made	3	vs Muskingum 12/04/22, vs Maine 12/19/22
FT Attempts	8	vs Muskingum 12/04/22

SEASON	TEAM	GP-GS	MIN/AVG	FG-FGA	FG%	3FG-3FGA	3FG%	FT-FTA	FT%	OFF	DEF	TOT	AVG	PF	FO	A	TO	BLK	STL	PTS	AVG
2022-23	UA	28-0	128/4.6	20-39	.513	0-1	.000	17-28	.607	18	8	26	0.9	37-1	4	8	7	8	57	2.0	
2023-24	UA	2-0	22/10.8	5-7	.714	0-0	.000	0-0	.000	4	6	10	5.0	2-0	3	3	0	0	10	5.0	
TOTAL		30-0	149/5.0	25-46	.543	0-1	.000	17-28	.607	22	14	36	1.2	39-1	7	11	7	8	67	2.2	

SEASON STATS

Opponent	Date	GS	MIN	Total		3-Pointers		Free throws		Rebounds				PF	A	TO	BLK	STL	PTS	AVG
				FG-FGA	PCT	3FG-3FGA	PCT	FT-FTA	PCT	OFF	DEF	TOT	AVG							
at South Dakota St.	11/06/2023		01:52	0-0	.000	0-0	.000	0-0	.000	1	1	2	2.0	2	0	1	0	0	0	0.0
Heidelberg	11/14/2023		19:40	5-7	.714	0-0	.000	0-0	.000	3	5	8	5.0	0	3	2	0	0	10	5.0
Totals		0	21:32	5-7	.714	0-0	.000	0-0	.000	4	6	10	5.0	2	3	3	0	0	10	5.0

Player Averages

Games Played	Minutes/game	Points/game	FG Pct	3FG Pct	FT Pct	Rebounds/game	Assists/game	Turnovers/game	Assist/Turnover ratio	Steals/game	Blocks/game
2	10.8	5.0	71.4	0.0	0.0	5.0	1.5	1.5	1.0	0.0	0.0



1 • SHAMMAH SCOTT • JR • G • CLEVELAND, OHIO

CAREER STATS

Points	19	vs East Carolina 12/31/22
Rebounds	3	vs Tarleton St. 11/26/22, vs Missouri 11/29/22, vs Heidelberg 11/14/23
Assists	5	vs Missouri 11/29/22
Steals	3	at South Dakota St. 11/06/23
Blocks	1	vs Heidelberg 11/14/23
FG Made	7	vs East Carolina 12/31/22
FG Attempts	13	vs East Carolina 12/31/22
3FG Made	5	vs East Carolina 12/31/22
3FG Attempts	7	vs East Carolina 12/31/22
FT Made	3	vs Central Ark. 11/07/22, at South Dakota St. 11/06/23
FT Attempts	4	vs Central Ark. 11/07/22, at South Dakota St. 11/06/23

SEASON	TEAM	GP-GS	MIN/AVG	Field Goals		3-Point		F-Throws		Rebounds				Scoring						
				FG-FGA	FG%	3FG-3FGA	3FG%	FT-FTA	FT%	OFF	DEF	TOT	AVG	PF-FO	A	TO	BLK	STL	PTS	AVG
2022-23	WSU	25-4	295/11.8	24-72	.333	10-28	.357	8-10	.800	4	25	29	1.2	17-0	20	14	0	9	66	2.6
2023-24	UA	3-0	68/22.7	8-17	.471	3-8	.375	6-8	.750	1	4	5	1.7	7-0	3	2	1	4	25	8.3
TOTAL FOR UA		3-0	68/22.7	8-17	.471	3-8	.375	6-8	.750	1	4	5	1.7	7-0	3	2	1	4	25	8.3

SEASON STATS

Opponent	Date	GS	MIN	Total		3-Pointers		Free throws		Rebounds				Scoring						
				FG-FGA	PCT	3FG-3FGA	PCT	FT-FTA	PCT	OFF	DEF	TOT	AVG	PF	A	TO	BLK	STL	PTS	AVG
at South Dakota St.	11/06/2023		21:10	2-5	.400	0-1	.000	3-4	.750	0	0	0	0.0	3	1	1	0	3	7	7.0
Southern Miss.	11/10/2023		19:53	1-4	.250	0-3	.000	1-2	.500	0	2	2	1.0	1	2	1	0	1	3	5.0
Heidelberg	11/14/2023		26:57	5-8	.625	3-4	.750	2-2	1.000	1	2	3	1.7	3	0	0	1	0	15	8.3
Totals		0	68:00	8-17	.471	3-8	.375	6-8	.750	1	4	5	1.7	7	3	2	1	4	25	8.3

Player Averages

Games Played	Minutes/game	Points/game	FG Pct	3FG Pct	FT Pct	Rebounds/game	Assists/game	Turnovers/game	Assist/Turnover ratio	Steals/game	Blocks/game
3	22.7	8.3	47.1	37.5	75.0	1.7	1.0	0.7	1.5	1.3	0.3



2 • GREG TRIBBLE • SR • G • CINCINNATI, OHIO

CAREER STATS

Points	19	vs Southern U. 12/04/21
Rebounds	11	vs Western Ky. 11/21/22
Assists	8	at Buffalo 01/31/23, vs Heidelberg 11/14/23
Steals	4	vs Wheeling 11/18/21
Blocks	2	vs Toledo 02/07/23
FG Made	6	at Ohio 02/25/22, vs Jackson St. 12/11/22, at Toledo 02/21/23
FG Attempts	11	vs South Dakota St. 11/07/22
3FG Made	1	13 times
3FG Attempts	4	vs Ball St. 01/30/21, vs Heidelberg 11/14/23
FT Made	11	vs Southern U. 12/04/21
FT Attempts	13	vs Southern U. 12/04/21

SEASON	TEAM	GP-GS	MIN/AVG	FG-FGA	FG%	3FG-3FGA	3FG%	FT-FTA	FT%	OFF	DEF	TOT	AVG	PF-FO	A	TO	BLK	STL	PTS	AVG
2019-20	UA	31-0	507/16.4	34-74	.459	3-11	.273	23-47	.489	7	47	54	1.7	58-0	34	33	3	8	94	3.0
2020-21	UA	21-6	388/18.5	32-78	.410	1-16	.063	24-38	.632	14	26	40	1.9	32-2	26	22	2	9	89	4.2
2021-22	UA	33-26	850/25.7	79-177	.446	6-27	.222	75-107	.701	13	78	91	2.8	72-1	71	42	6	36	239	7.2
2022-23	UA	32-32	923/28.8	73-184	.397	1-12	.083	53-70	.757	29	60	89	2.8	83-4	74	43	8	25	200	6.3
2023-24	UA	3-3	70/23.5	7-18	.389	2-8	.250	13-15	.867	2	7	9	3.0	7-0	10	3	0	1	29	9.7
TOTAL		120-67	2738/22.8	225-531	.424	13-74	.176	188-277	.679	65	218	283	2.4	252-7	215	143	19	79	651	5.4

SEASON STATS

Opponent	Date	GS	MIN	Total		3-Pointers		Free throws		Rebounds				PF	A	TO	BLK	STL	PTS	AVG
				FG-FGA	PCT	3FG-3FGA	PCT	FT-FTA	PCT	OFF	DEF	TOT	AVG							
at South Dakota St.	11/06/2023	*	26:05	3-5	.600	1-2	.500	4-4	1.000	0	1	1	1.0	2	1	1	0	0	11	11.0
Southern Miss.	11/10/2023	*	23:06	3-4	.750	1-2	.500	6-6	1.000	1	3	4	2.5	4	1	2	0	0	13	12.0
Heidelberg	11/14/2023	*	21:13	1-9	.111	0-4	.000	3-5	.600	1	3	4	3.0	1	8	0	0	1	5	9.7
Totals		3	70:24	7-18	.389	2-8	.250	13-15	.867	2	7	9	3.0	7	10	3	0	1	29	9.7

Player Averages

Games Played	Minutes/game	Points/game	FG Pct	3FG Pct	FT Pct	Rebounds/game	Assists/game	Turnovers/game	Assist/Turnover ratio	Steals/game	Blocks/game
3	23.5	9.7	38.9	25.0	86.7	3.0	3.3	1.0	3.3	0.3	0.0



3 • KALEB THORNTON • SR • G • BOLINGBROOK, ILL.

CAREER STATS

Statistic	Value	
Points	21	vs Toledo 01/14/23, vs Ohio 02/07/23, at Central Mich. 02/25/23
Rebounds	6	vs Ball St. 12/08/20, vs Eastern Mich. 03/03/23
Assists	11	4 times
Steals	6	vs Western Mich. 03/02/21
Blocks	2	at Washington 11/09/21, vs Eastern Mich. 01/15/22
FG Made	9	vs Ohio 02/07/23
FG Attempts	17	at Ohio 02/21/23
3FG Made	5	vs Toledo 01/14/23
3FG Attempts	8	at Miami (OH) 01/17/23, vs Ball St. 01/28/23
FT Made	8	at Central Mich. 02/25/23
FT Attempts	10	at Central Mich. 02/25/23

SEASON	TEAM	GP-GS	MIN/AVG	FG-FGA	FG%	3FG-3FGA	3FG%	FT-FTA	FT%	OFF	DEF	TOT	AVG	PF-FO	A	TO	BLK	STL	PTS	AVG
2020-21	NIU	17-3	415/24.4	35-88	.398	8-26	.308	13-21	.619	8	41	49	2.9	27-0	50	46	2	17	91	5.4
2021-22	NIU	29-26	842/29.1	88-216	.407	24-69	.348	36-50	.720	13	68	81	2.8	57-0	117	80	7	26	236	8.1
2022-23	NIU	30-17	870/29.0	92-220	.418	37-101	.366	43-66	.652	17	66	83	2.8	59-1	159	96	2	51	264	8.8
2023-24	UA	3-0	48/15.9	6-9	.667	5-7	.714	2-2	1.000	0	5	5	1.7	3-0	12	7	0	6	19	6.3
TOTAL FOR UA	3-0	48/15.9	6-9	.667	5-7	.714	2-2	1.000	0	5	5	1.7	3-0	12	7	0	6	19	6.3	
TOTAL	79-46	2176/27.5	221-533	.415	74-203	.365	94-139	.676	38	180	218	2.8	146-1	338	229	11	100	610	7.7	

SEASON STATS

Opponent	Date	GS	MIN	Total		3-Pointers		Free throws		Rebounds				PF	A	TO	BLK	STL	PTS	AVG
				FG-FGA	PCT	3FG-3FGA	PCT	FT-FTA	PCT	OFF	DEF	TOT	AVG							
at South Dakota St.	11/06/2023		13:53	0-0	.000	0-0	.000	0-0	.000	0	2	2	2.0	0	1	2	0	2	0	0.0
Southern Miss.	11/10/2023		14:57	2-3	.667	2-2	1.000	2-2	1.000	0	1	1	1.5	0	2	3	0	0	8	4.0
Heidelberg	11/14/2023		18:53	4-6	.667	3-5	.600	0-0	.000	0	2	2	1.7	3	9	2	0	4	11	6.3
Totals		0	47:43	6-9	.667	5-7	.714	2-2	1.000	0	5	5	1.7	3	12	7	0	6	19	6.3

Player Averages

Games Played	Minutes/ game	Points/ game	FG Pct	3FG Pct	FT Pct	Rebounds/ game	Assists/ game	Turnovers/ game	Assist/Turnover ratio	Steals/ game	Blocks/ game
3	15.9	6.3	66.7	71.4	100.0	1.7	4.0	2.3	1.7	2.0	0.0



4 • DARRION BAKER • FR • F • CHICAGO, ILL.

CAREER STATS

SEASON STATS



5 • TAVARI JOHNSON • SO • G • CHICAGO, ILL.

CAREER STATS

Points	21	vs Nevada 11/23/22
Rebounds	7	vs Maine 12/19/22
Assists	9	vs Eastern Mich. 01/13/23
Steals	4	vs Wright St. 12/14/22, at Buffalo 01/31/23
Blocks	1	4 times
FG Made	9	vs Nevada 11/23/22
FG Attempts	14	vs Wright St. 12/14/22
3FG Made	3	vs Muskingum 12/04/22, vs Western Mich. 02/25/23, vs Nevada 11/23/22
3FG Attempts	6	vs Muskingum 12/04/22
FT Made	2	vs Wright St. 12/14/22, vs LSU 11/22/22, at South Dakota St. 11/06/23
FT Attempts	4	vs Wright St. 12/14/22

SEASON	TEAM	GP-GS	MIN/AVG	FG-FGA	FG%	3FG-3FGA	3FG%	FT-FTA	FT%	OFF	DEF	TOT	AVG	PF-FO	A	TO	BLK	STL	PTS	AVG
2022-23	UA	32-9	466/14.6	59-145	.407	22-63	.349	7-12	.583	8	48	56	1.8	44-0	55	41	4	25	147	4.6
2023-24	UA	2-2	42/21.1	2-10	.200	2-8	.250	2-2	1.000	0	7	7	3.5	2-0	5	5	0	3	8	4.0
TOTAL		34-11	509/15.0	61-155	.394	24-71	.338	9-14	.643	8	55	63	1.9	46-0	60	46	4	28	155	4.6

SEASON STATS

Opponent	Date	GS	MIN	Total		3-Pointers		Free throws		Rebounds				PF	A	TO	BLK	STL	PTS	AVG
				FG-FGA	PCT	3FG-3FGA	PCT	FT-FTA	PCT	OFF	DEF	TOT	AVG							
at South Dakota St.	11/06/2023	*	24:11	1-5	.200	1-3	.333	2-2	1.000	0	4	4	4.0	1	2	5	0	1	5	5.0
Southern Miss.	11/10/2023	*	21:31	1-5	.200	1-5	.200	0-0	.000	0	3	3	3.5	1	3	1	0	2	3	4.0
Heidelberg	11/14/2023	*	16:42	4-4	1.000	4-4	1.000	0-0	.000	0	0	0	2.3	0	2	3	0	1	12	6.7
Totals		3	62:24	6-14	.429	6-12	.500	2-2	1.000	0	7	7	2.3	2	7	9	0	4	20	6.7

Player Averages

Games Played	Minutes/game	Points/game	FG Pct	3FG Pct	FT Pct	Rebounds/game	Assists/game	Turnovers/game	Assist/Turnover ratio	Steals/game	Blocks/game
3	20.8	6.7	42.9	50.0	100.0	2.3	2.3	3.0	0.8	1.3	0.0



10 • RYAN PRATHER JR. • R-FR • G • CLARKSBURG, MD.

CAREER STATS

SEASON STATS

Opponent	Date	GS	MIN	Total		3-Pointers		Free throws		Rebounds				PF	A	TO	BLK	STL	PTS	AVG
				FG-FGA	PCT	3FG-3FGA	PCT	FT-FTA	PCT	OFF	DEF	TOT	AVG							
Southern Miss.	11/10/2023		00:55	0-0	.000	0-0	.000	0-0	.000	0	0	0	0.0	0	0	0	0	0	0	0.0
Totals		0	00:55	0-0	.000	0-0	.000	0-0	.000	0	0	0	0.0	0	0	0	0	0	0	0.0

Player Averages

Games Played	Minutes/game	Points/game	FG Pct	3FG Pct	FT Pct	Rebounds/game	Assists/game	Turnovers/game	Assist/Turnover ratio	Steals/game	Blocks/game
1	0.9	0.0	0.0	0.0	0.0	0.0	0.0	0.0	0.0	0.0	0.0



11 • SAMMY HUNTER • SR • F • NASSAU, BAHAMAS

CAREER STATS

Points	26	at Kent St. 03/03/23
Rebounds	8	vs Heidelberg 11/14/23
Assists	2	11 times
Steals	3	vs Missouri 03/04/20
Blocks	3	vs Vanderbilt 02/29/20
FG Made	7	at Bowling Green 01/10/23, vs Ball St. 02/28/23, at Kent St. 03/03/23
FG Attempts	14	vs LSU 11/22/22
3FG Made	6	vs Ball St. 02/28/23
3FG Attempts	11	at Kent St. 03/03/23, vs LSU 11/22/22
FT Made	7	at Kent St. 03/03/23
FT Attempts	9	at Kent St. 03/03/23

SEASON	TEAM	GP-GS	MIN/AVG	FG-FGA	FG%	3FG-3FGA	3FG%	FT-FTA	FT%	OFF	DEF	TOT	AVG	PF-FO	A	TO	BLK	STL	PTS	AVG
2019-20	OM	27-1	309/11.4	29-71	.408	1-8	.125	19-27	.704	14	23	37	1.4	47-0	11	15	4	6	78	2.9
2020-21	OM	25-0	198/7.9	20-42	.476	6-18	.333	10-16	.625	14	21	35	1.4	27-0	9	12	5	3	56	2.2
2021-22	OM	29-0	302/10.4	34-76	.447	5-25	.200	10-17	.588	19	15	34	1.2	43-0	4	12	5	6	83	2.9
2022-23	UA	33-22	686/20.8	97-234	.415	51-155	.329	25-36	.694	28	61	89	2.7	61-2	15	16	3	5	270	8.2
2023-24	UA	3-3	77/25.6	13-30	.433	7-21	.333	2-2	1.000	3	9	12	4.0	3-0	2	1	0	1	35	11.7
TOTAL FOR UA		36-25	763/21.2	110-264	.417	58-176	.330	27-38	.711	31	70	101	2.8	64-2	17	17	3	6	305	8.5
TOTAL		117-26	1572/13.4	193-453	.426	70-227	.308	66-98	.673	78	129	207	1.8	181-2	41	56	17	21	522	4.5

SEASON STATS

Opponent	Date	GS	MIN	Total		3-Pointers		Free throws		Rebounds				PF	A	TO	BLK	STL	PTS	AVG
				FG-FGA	PCT	3FG-3FGA	PCT	FT-FTA	PCT	OFF	DEF	TOT	AVG							
at South Dakota St.	11/06/2023	*	28:13	6-13	.462	4-9	.444	0-0	.000	0	0	0	0.0	2	1	1	0	1	16	16.0
Southern Miss.	11/10/2023	*	31:28	3-7	.429	1-5	.200	0-0	.000	0	4	4	2.0	1	0	0	0	0	7	11.5
Heidelberg	11/14/2023	*	17:07	4-10	.400	2-7	.286	2-2	1.000	3	5	8	4.0	0	1	0	0	0	12	11.7
Totals		3	76:48	13-30	.433	7-21	.333	2-2	1.000	3	9	12	4.0	3	2	1	0	1	35	11.7

Player Averages

Games Played	Minutes/game	Points/game	FG Pct	3FG Pct	FT Pct	Rebounds/game	Assists/game	Turnovers/game	Assist/Turnover ratio	Steals/game	Blocks/game
3	25.6	11.7	43.3	33.3	100.0	4.0	0.7	0.3	2.0	0.3	0.0



20 • EVAN WILSON • JR • G • NOBLESVILLE, IND.

CAREER STATS

Points	5	vs Heidelberg 11/14/23
Rebounds	2	vs Heidelberg 11/14/23
Assists	2	vs Maine 12/19/22
Steals	2	vs Heidelberg 11/14/23
FG Made	2	vs Heidelberg 11/14/23
FG Attempts	8	vs Heidelberg 11/14/23
3FG Made	1	5 times
3FG Attempts	6	vs Heidelberg 11/14/23
FT Made	1	vs Heidelberg 11/14/23
FT Attempts	2	vs Muskingum 12/04/22, vs Heidelberg 11/14/23

SEASON	TEAM	GP-GS	MIN/AVG	FG-FGA	FG%	3FG-3FGA	3FG%	FT-FTA	FT%	OFF	DEF	TOT	AVG	PF-FO	A	TO	BLK	STL	PTS	AVG
2021-22	UA	6-0	14/2.4	1-4	.250	0-3	.000	0-0	.000	0	0	0	0.0	1-0	2	0	0	1	2	0.3
2022-23	UA	13-0	34/2.6	5-12	.417	5-10	.500	0-2	.000	0	1	1	0.1	4-0	3	3	0	2	15	1.2
2023-24	UA	1-0	12/11.5	2-8	.250	0-6	.000	1-2	.500	0	2	2	2.0	0-0	0	0	0	2	5	5.0
TOTAL		20-0	60/3.0	8-24	.333	5-19	.263	1-4	.250	0	3	3	0.2	5-0	5	3	0	5	22	1.1

SEASON STATS

Opponent	Date	GS	MIN	Total		3-Pointers		Free throws		Rebounds				PF	A	TO	BLK	STL	PTS	AVG
				FG-FGA	PCT	3FG-3FGA	PCT	FT-FTA	PCT	OFF	DEF	TOT	AVG							
Heidelberg	11/14/2023		11:31	2-8	.250	0-6	.000	1-2	.500	0	2	2	2.0	0	0	0	0	2	5	5.0
Totals		0	11:31	2-8	.250	0-6	.000	1-2	.500	0	2	2	2.0	0	0	0	0	2	5	5.0

Player Averages

Games Played	Minutes/game	Points/game	FG Pct	3FG Pct	FT Pct	Rebounds/game	Assists/game	Turnovers/game	Assist/Turnover ratio	Steals/game	Blocks/game
1	11.5	5.0	25.0	0.0	50.0	2.0	0.0	0.0	0.0	2.0	0.0



21 • ZACH HALLIGAN • FR • W • UNIONTOWN, OHIO

CAREER STATS

Single Game Highs

Statistic	Value	
Points	4	vs Heidelberg 11/14/23
Rebounds	1	vs Heidelberg 11/14/23
Assists	1	vs Heidelberg 11/14/23
FG Made	2	vs Heidelberg 11/14/23
FG Attempts	4	vs Heidelberg 11/14/23
3FG Attempts	2	vs Heidelberg 11/14/23

SEASON	TEAM	GP-GS	MIN/AVG	FG-FGA	FG%	3FG-3FGA	3FG%	FT-FTA	FT%	OFF	DEF	TOT	AVG	PF-FO	A	TO	BLK	STL	PTS	AVG
2023-24	UA	1-0	9/9.3	2-4	.500	0-2	.000	0-0	.000	0	1	1	1.0	0-0	1	1	0	0	4	4.0
TOTAL		1-0	9/9.3	2-4	.500	0-2	.000	0-0	.000	0	1	1	1.0	0-0	1	1	0	0	4	4.0

SEASON STATS

Opponent	Date	GS	MIN	Total		3-Pointers		Free throws		Rebounds				PF	A	TO	BLK	STL	PTS	AVG
				FG-FGA	PCT	3FG-3FGA	PCT	FT-FTA	PCT	OFF	DEF	TOT	AVG							
Heidelberg	11/14/2023		09:20	2-4	.500	0-2	.000	0-0	.000	0	1	1	1.0	0	1	1	0	0	4	4.0
Totals		0	09:20	2-4	.500	0-2	.000	0-0	.000	0	1	1	1.0	0	1	1	0	0	4	4.0

Player Averages

Games Played	Minutes/game	Points/game	FG Pct	3FG Pct	FT Pct	Rebounds/game	Assists/game	Turnovers/game	Assist/Turnover ratio	Steals/game	Blocks/game
1	9.3	4.0	50.0	0.0	0.0	1.0	1.0	1.0	1.0	0.0	0.0



22 • MIKAL DAWSON • SR • W • HUNTINGTON, W.VA.

CAREER STATS

Points	25	vs Heidelberg 11/14/23
Rebounds	8	vs Central Mich. 03/04/22
Assists	2	10 times
Steals	4	at Ball St. 03/01/22
Blocks	1	4 times
FG Made	9	vs Heidelberg 11/14/23
FG Attempts	12	vs Southern Miss. 11/10/23, vs Heidelberg 11/14/23
3FG Made	7	vs Heidelberg 11/14/23
3FG Attempts	10	vs Heidelberg 11/14/23
FT Made	5	vs Bowling Green 02/22/22
FT Attempts	6	vs Bowling Green 02/22/22

SEASON	TEAM	GP-GS	MIN/AVG	FG-FGA	FG%	3FG-3FGA	3FG%	FT-FTA	FT%	OFF	DEF	TOT	AVG	PF-FO	A	TO	BLK	STL	PTS	AVG
2019-20	UA	17-0	75/4.4	2-12	.167	0-7	.000	2-4	.500	7	9	16	0.9	9-0	1	6	1	1	6	0.4
2020-21	UA	23-0	305/13.3	34-81	.420	20-62	.323	10-13	.769	19	31	50	2.2	25-0	14	9	0	10	98	4.3
2021-22	UA	34-10	825/24.3	64-165	.388	49-136	.360	24-35	.686	38	76	114	3.4	61-0	28	25	2	34	201	5.9
2023-24	UA	3-0	66/21.9	18-35	.514	13-27	.481	3-4	.750	5	6	11	3.7	5-0	3	4	1	1	52	17.3
TOTAL		77-10	1271/16.5	118-293	.403	82-232	.353	39-56	.696	69	122	191	2.5	100-0	46	44	4	46	357	4.6

SEASON STATS

Opponent	Date	GS	MIN	Total		3-Pointers		Free throws		Rebounds				PF	A	TO	BLK	STL	PTS	AVG
				FG-FGA	PCT	3FG-3FGA	PCT	FT-FTA	PCT	OFF	DEF	TOT	AVG							
at South Dakota St.	11/06/2023		23:15	6-11	.545	4-8	.500	3-4	.750	3	2	5	5.0	3	1	1	0	0	19	19.0
Southern Miss.	11/10/2023		26:28	3-12	.250	2-9	.222	0-0	.000	1	2	3	4.0	2	2	2	1	1	8	13.5
Heidelberg	11/14/2023		15:56	9-12	.750	7-10	.700	0-0	.000	1	2	3	3.7	0	0	1	0	0	25	17.3
Totals		0	65:39	18-35	.514	13-27	.481	3-4	.750	5	6	11	3.7	5	3	4	1	1	52	17.3

Player Averages

Games Played	Minutes/game	Points/game	FG Pct	3FG Pct	FT Pct	Rebounds/game	Assists/game	Turnovers/game	Assist/Turnover ratio	Steals/game	Blocks/game
3	21.9	17.3	51.4	48.1	75.0	3.7	1.0	1.3	0.8	0.3	0.3



23 • MARVIN MUSIIME-KAMALI • FR • W • BROCKTON MASS.

CAREER STATS

SEASON STATS



24 • ALI ALI • SR • G • KENDALLVILLE, IND.

CAREER STATS

Points	32	vs Buffalo 01/01/22
Rebounds	9	vs Point Park 11/13/21
Assists	7	vs Southern U. 12/04/21
Steals	3	vs Buffalo 03/10/22, vs Villanova 01/13/23
Blocks	2	at Bowling Green 01/19/21
FG Made	9	vs Ohio 01/04/22, at Ohio 02/25/22
FG Attempts	18	vs Ohio 01/04/22
3FG Made	4	at NIU 01/12/21, vs Evansville 11/24/21, vs Kent St. 03/12/22
3FG Attempts	9	vs Bowling Green 02/22/22
FT Made	16	vs Buffalo 01/01/22
FT Attempts	22	vs Buffalo 01/01/22

SEASON	TEAM	GP-GS	MIN/AVG	FG-FGA	FG%	3FG-3FGA	3FG%	FT-FTA	FT%	OFF	DEF	TOT	AVG	PF-FO	A	TO	BLK	STL	PTS	AVG
2019-20	UA	31-11	363/11.7	12-31	.387	3-13	.231	8-13	.615	15	41	56	1.8	25-0	22	26	1	11	35	1.1
2020-21	UA	23-23	559/24.3	59-133	.444	23-67	.343	25-34	.735	20	59	79	3.4	40-1	31	31	6	7	166	7.2
2021-22	UA	34-32	1166/34.3	165-359	.460	48-118	.407	96-133	.722	34	66	100	2.9	56-0	88	91	9	16	474	13.9
2022-23	Butler	18-12	493/27.4	45-118	.381	13-51	.255	14-19	.737	5	43	48	2.7	33-1	28	30	5	11	117	6.5
TOTAL FOR UA		88-66	2088/23.7	236-523	.451	74-198	.374	129-180	.717	69	166	235	2.7	121-1	141	148	16	34	675	7.7
TOTAL		106-78	2581/24.3	281-641	.438	87-249	.349	143-199	.719	74	209	283	2.7	154-2	169	178	21	45	792	7.5

SEASON STATS



25 • ENRIQUE FREEMAN • SR • F • CLEVELAND, OHIO

CAREER STATS

Points	32	vs Ohio 01/28/23
Rebounds	21	vs Malone 12/19/20
Assists	6	vs South Dakota St. 11/07/22
Steals	3	vs NIU 01/03/23, vs Southern Miss. 11/10/23
Blocks	5	at Central Mich. 01/25/22, at Western Mich. 02/15/22, vs Kent St. 03/10/23
FG Made	14	vs Ohio 01/28/23
FG Attempts	18	vs NIU 01/03/23, vs Ohio 01/28/23, at Kent St. 03/03/23
3FG Made	1	vs Kent St. 02/03/23, vs Southern Miss. 11/10/23
3FG Attempts	2	vs Southern Miss. 11/10/23
FT Made	10	vs Eastern Mich. 01/13/23, vs Kent St. 02/03/23
FT Attempts	12	vs Marshall 12/01/21, vs Kent St. 02/03/23

SEASON	TEAM	GP-GS	MIN/AVG	FG-FGA	FG%	3FG-3FGA	3FG%	FT-FTA	FT%	OFF	DEF	TOT	AVG	PF-FO	A	TO	BLK	STL	PTS	AVG
2019-20	UA	7-0	13/1.9	1-1	1.000	0-0	.000	3-4	.750	1	3	4	0.6	1-0	0	0	1	0	5	0.7
2020-21	UA	23-20	517/22.5	77-104	.740	0-0	.000	27-41	.659	65	146	211	9.2	58-0	7	34	44	12	181	7.9
2021-22	UA	34-34	981/28.8	175-263	.665	0-3	.000	100-154	.649	111	256	367	10.8	100-4	46	64	41	16	450	13.2
2022-23	UA	33-33	1029/31.2	220-357	.616	1-3	.333	114-185	.616	105	265	370	11.2	72-2	62	70	41	20	555	16.8
2023-24	UA	3-3	90/30.1	13-28	.464	1-3	.333	9-11	.818	13	27	40	13.3	7-0	10	3	5	4	36	12.0
TOTAL		100-90	2630/26.3	486-753	.645	2-9	.222	253-395	.641	295	697	992	9.9	238-6	125	171	132	52	1227	12.3

SEASON STATS

Opponent	Date	GS	MIN	Total		3-Pointers		Free throws		Rebounds				PF	A	TO	BLK	STL	PTS	AVG
				FG-FGA	PCT	3FG-3FGA	PCT	FT-FTA	PCT	OFF	DEF	TOT	AVG							
at South Dakota St.	11/06/2023	*	33:45	4-10	.400	0-1	.000	5-6	.833	6	8	14	14.0	2	5	0	2	0	13	13.0
Southern Miss.	11/10/2023	*	32:38	5-9	.556	1-2	.500	2-3	.667	0	9	9	11.5	2	3	3	1	3	13	13.0
Heidelberg	11/14/2023	*	23:57	4-9	.444	0-0	.000	2-2	1.000	7	10	17	13.3	3	2	0	2	1	10	12.0
Totals			90:20	13-28	.464	1-3	.333	9-11	.818	13	27	40	13.3	7	10	3	5	4	36	12.0

Player Averages

Games Played	Minutes/game	Points/game	FG Pct	3FG Pct	FT Pct	Rebounds/game	Assists/game	Turnovers/game	Assist/Turnover ratio	Steals/game	Blocks/game
3	30.1	12.0	46.4	33.3	81.8	13.3	3.3	1.0	3.3	1.3	1.7



34 • NATE JOHNSON • R-SO • G • LIBERTY TOWNSHIP, OHIO

CAREER STATS

Points	17	vs Southern Miss. 11/10/23
Rebounds	8	at Toledo 02/21/23
Assists	3	vs Ohio 01/28/23
Steals	4	vs Concord 12/30/22, vs Western Mich. 02/25/23
Blocks	1	vs South Dakota St. 11/07/22, vs Heidelberg 11/14/23
FG Made	8	vs Southern Miss. 11/10/23
FG Attempts	11	at Eastern Mich. 02/14/23, vs Southern Miss. 11/10/23
3FG Made	3	vs Western Ky. 11/21/22, at Eastern Mich. 02/14/23
3FG Attempts	6	at Eastern Mich. 02/14/23
FT Made	2	at Ball St. 01/06/23, at Bowling Green 01/10/23, vs Ball St. 02/28/23
FT Attempts	2	8 times

SEASON	TEAM	GP-GS	MIN/AVG	FG-FGA	FG%	3FG-3FGA	3FG%	FT-FTA	FT%	OFF	DEF	TOT	AVG	PF-FO	A	TO	BLK	STL	PTS	AVG
2022-23	UA	33-5	660/20.0	58-115	.504	21-50	.420	10-15	.667	29	67	96	2.9	55-1	29	33	1	34	147	4.5
2023-24	UA	3-3	75/25.1	14-21	.667	3-6	.500	1-2	.500	2	6	8	2.7	7-0	5	3	1	5	32	10.7
TOTAL		36-8	735/20.4	72-136	.529	24-56	.429	11-17	.647	31	73	104	2.9	62-1	34	36	2	39	179	5.0

SEASON STATS

Opponent	Date	GS	MIN	FG-FGA	PCT	3FG-3FGA	PCT	FT-FTA	PCT	OFF	DEF	TOT	AVG	PF	A	TO	BLK	STL	PTS	AVG
at South Dakota St.	11/06/2023	*	27:36	4-8	.500	1-3	.333	1-2	.500	1	3	4	4.0	4	2	2	0	3	10	10.0
Southern Miss.	11/10/2023	*	29:04	8-11	.727	1-2	.500	0-0	.000	1	2	3	3.5	3	1	0	0	2	17	13.5
Heidelberg	11/14/2023	*	18:44	2-2	1.000	1-1	1.000	0-0	.000	0	1	1	2.7	0	2	1	1	0	5	10.7
Totals			3 75:24	14-21	.667	3-6	.500	1-2	.500	2	6	8	2.7	7	5	3	1	5	32	10.7

Player Averages

Games Played	Minutes/game	Points/game	FG Pct	3FG Pct	FT Pct	Rebounds/game	Assists/game	Turnovers/game	Assist/Turnover ratio	Steals/game	Blocks/game
3	25.1	10.7	66.7	50.0	50.0	2.7	1.7	1.0	1.7	1.7	0.3

GAME BY GAME

2023-24 Akron Men's Basketball Team Game-by-Game All games

Opponent	Date	Score	Total		3-Pointers		Free throws		Rebounds				Other						
			FG-FGA	PCT	3FG-3FGA	PCT	FT-FTA	PCT	OFF	DEF	TOT	AVG	PF	A	TO	BLK	STL	PTS	AVG
at South Dakota St.	11/06/2023	81-75 W	26-57	.456	11-27	.407	18-22	.818	13	23	36	36.0	19	14	15	2	10	81	81.0
Southern Miss.	11/10/2023	72-54 W	26-55	.473	9-30	.300	11-13	.846	4	28	32	34.0	14	14	13	2	9	72	76.5
Heidelberg	11/14/2023	114-56 W	42-79	.532	20-43	.465	10-13	.769	17	37	54	40.7	10	28	10	4	9	114	89.0
Total		267	94-191	.492	40-100	.400	39-48	.813	34	88	122	40.7	43	56	38	8	28	267	89.0
Opponents		185	74-182	.407	20-64	.313	17-31	.548	27	67	94	31.3	50	36	44	5	23	185	61.7

Akron Averages

Games Played	Points/game	FG Pct	3FG Pct	FT Pct	Rebounds/game	Assists/game	Turnovers/game	Assist/Turnover ratio	Steals/game	Blocks/game
3	89.0	49.2	40.0	81.3	40.7	18.7	12.7	1.5	9.3	2.7

2023-24 Akron Men's Basketball Opponents Game-by-Game All games

Opponent	Date	Score	Total		3-Pointers		Free throws		Rebounds				Other						
			FG-FGA	PCT	3FG-3FGA	PCT	FT-FTA	PCT	OFF	DEF	TOT	AVG	PF	A	TO	BLK	STL	PTS	AVG
at South Dakota St.	11/06/2023	81-75 W	28-56	.500	8-19	.421	11-13	.846	6	20	26	26.0	17	14	12	2	8	75	75.0
Southern Miss.	11/10/2023	72-54 W	23-58	.397	5-15	.333	3-10	.300	10	24	34	30.0	19	14	15	3	8	54	64.5
Heidelberg	11/14/2023	114-56 W	23-68	.338	7-30	.233	3-8	.375	11	23	34	31.3	14	8	17	0	7	56	61.7
Total		185	74-182	.407	20-64	.313	17-31	.548	27	67	94	31.3	50	36	44	5	23	185	61.7
Akron		267	94-191	.492	40-100	.400	39-48	.813	34	88	122	40.7	43	56	38	8	28	267	89.0

Opponents Averages

Games Played	Points/game	FG Pct	3FG Pct	FT Pct	Rebounds/game	Assists/game	Turnovers/game	Assist/Turnover ratio	Steals/game	Blocks/game
3	61.7	40.7	31.3	54.8	31.3	12.0	14.7	0.8	7.7	1.7

CATEGORY LEADERS

Points

##	Player	G	Pts	Pts/G
22	Dawson, Mikal	3	52	17.3
25	Freeman, Enrique	3	36	12.0
11	Hunter, Sammy	3	35	11.7
34	Johnson, Nate	3	32	10.7
2	Tribble, Greg	3	29	9.7
1	Scott, Shammah	3	25	8.3
5	Johnson, Tavari	3	20	6.7
3	Thornton, Kaleb	3	19	6.3
0	Lyles, Amani	2	10	5.0
20	Wilson, Evan	1	5	5.0
21	Halligan, Zach	1	4	4.0

Scoring Average

##	Player	G	Pts	Pts/G
22	Dawson, Mikal	3	52	17.3
25	Freeman, Enrique	3	36	12.0
11	Hunter, Sammy	3	35	11.7
34	Johnson, Nate	3	32	10.7
2	Tribble, Greg	3	29	9.7
1	Scott, Shammah	3	25	8.3
5	Johnson, Tavari	3	20	6.7
3	Thornton, Kaleb	3	19	6.3
20	Wilson, Evan	1	5	5.0
0	Lyles, Amani	2	10	5.0
21	Halligan, Zach	1	4	4.0

Field Goal Percentage

##	Player	FG	Att	Pct
0	Lyles, Amani	5	7	.714
34	Johnson, Nate	14	21	.667
3	Thornton, Kaleb	6	9	.667
22	Dawson, Mikal	18	35	.514
21	Halligan, Zach	2	4	.500
1	Scott, Shammah	8	17	.471
25	Freeman, Enrique	13	28	.464
11	Hunter, Sammy	13	30	.433
5	Johnson, Tavari	6	14	.429
2	Tribble, Greg	7	18	.389
20	Wilson, Evan	2	8	.250

Field Goal Attempts

##	Player	G	Att	Att/G
22	Dawson, Mikal	3	35	11.7
11	Hunter, Sammy	3	30	10.0
25	Freeman, Enrique	3	28	9.3
34	Johnson, Nate	3	21	7.0
2	Tribble, Greg	3	18	6.0

Field Goals Made

##	Player	G	Made	Made/G
22	Dawson, Mikal	3	18	6.0
34	Johnson, Nate	3	14	4.7
25	Freeman, Enrique	3	13	4.3
11	Hunter, Sammy	3	13	4.3
1	Scott, Shammah	3	8	2.7

3-Point FG Percentage

##	Player	3FG	Att	Pct
3	Thornton, Kaleb	5	7	.714
34	Johnson, Nate	3	6	.500
5	Johnson, Tavari	6	12	.500
22	Dawson, Mikal	13	27	.481
1	Scott, Shammah	3	8	.375
25	Freeman, Enrique	1	3	.333
11	Hunter, Sammy	7	21	.333
2	Tribble, Greg	2	8	.250

3-Point FG Attempts

##	Player	G	Att	Att/G
22	Dawson, Mikal	3	27	9.0
11	Hunter, Sammy	3	21	7.0
5	Johnson, Tavari	3	12	4.0
2	Tribble, Greg	3	8	2.7
1	Scott, Shammah	3	8	2.7

3-Point FG Made

##	Player	G	Made	Made/G
22	Dawson, Mikal	3	13	4.3
11	Hunter, Sammy	3	7	2.3
5	Johnson, Tavari	3	6	2.0
3	Thornton, Kaleb	3	5	1.7
34	Johnson, Nate	3	3	1.0

CATEGORY LEADERS

Free Throw Percentage

##	Player	Made	Att	Pct
11	Hunter, Sammy	2	2	1.000
5	Johnson, Tavari	2	2	1.000
3	Thornton, Kaleb	2	2	1.000
2	Tribble, Greg	13	15	.867
25	Freeman, Enrique	9	11	.818
22	Dawson, Mikal	3	4	.750
1	Scott, Shammah	6	8	.750
34	Johnson, Nate	1	2	.500
20	Wilson, Evan	1	2	.500

Free Throw Attempts

##	Player	G	Att	Att/G
2	Tribble, Greg	3	15	5.0
25	Freeman, Enrique	3	11	3.7
1	Scott, Shammah	3	8	2.7
22	Dawson, Mikal	3	4	1.3
11	Hunter, Sammy	3	2	0.7

Free Throws Made

##	Player	G	Made	Made/G
2	Tribble, Greg	3	13	4.3
25	Freeman, Enrique	3	9	3.0
1	Scott, Shammah	3	6	2.0
22	Dawson, Mikal	3	3	1.0
11	Hunter, Sammy	3	2	0.7

Rebounds

##	Player	G	Reb	Reb/G
25	Freeman, Enrique	3	40	13.3
11	Hunter, Sammy	3	12	4.0
22	Dawson, Mikal	3	11	3.7
0	Lyles, Amani	2	10	5.0
2	Tribble, Greg	3	9	3.0

Assists

##	Player	G	Ast	Ast/G
3	Thornton, Kaleb	3	12	4.0
25	Freeman, Enrique	3	10	3.3
2	Tribble, Greg	3	10	3.3
5	Johnson, Tavari	3	7	2.3
34	Johnson, Nate	3	5	1.7

Rebounds Average

##	Player	G	Reb	Reb/G
25	Freeman, Enrique	3	40	13.3
0	Lyles, Amani	2	10	5.0
11	Hunter, Sammy	3	12	4.0
22	Dawson, Mikal	3	11	3.7
2	Tribble, Greg	3	9	3.0

Steals

##	Player	G	Stl	Stl/G
3	Thornton, Kaleb	3	6	2.0
34	Johnson, Nate	3	5	1.7
25	Freeman, Enrique	3	4	1.3
1	Scott, Shammah	3	4	1.3
5	Johnson, Tavari	3	4	1.3

Offensive Rebounds

##	Player	G	OReb	OReb/G
25	Freeman, Enrique	3	13	4.3
22	Dawson, Mikal	3	5	1.7
0	Lyles, Amani	2	4	2.0
11	Hunter, Sammy	3	3	1.0
34	Johnson, Nate	3	2	0.7

Blocked Shots

##	Player	G	Blk	Blk/G
25	Freeman, Enrique	3	5	1.7
22	Dawson, Mikal	3	1	0.3
34	Johnson, Nate	3	1	0.3
1	Scott, Shammah	3	1	0.3

Defensive Rebounds

##	Player	G	DReb	DReb/G
25	Freeman, Enrique	3	27	9.0
11	Hunter, Sammy	3	9	3.0
2	Tribble, Greg	3	7	2.3
5	Johnson, Tavari	3	7	2.3
22	Dawson, Mikal	3	6	2.0

Minutes

##	Player	G	Min	Min/G
25	Freeman, Enrique	3	90	30:07
11	Hunter, Sammy	3	77	25:36
34	Johnson, Nate	3	75	25:08
2	Tribble, Greg	3	70	23:28
1	Scott, Shammah	3	68	22:40

CATEGORY LEADERS

Fouls

##	Player	G	PF	PF/G
25	Freeman, Enrique	3	7	2.3
34	Johnson, Nate	3	7	2.3
2	Tribble, Greg	3	7	2.3
1	Scott, Shammah	3	7	2.3
22	Dawson, Mikal	3	5	1.7

Turnovers

##	Player	G	TO	TO/G
5	Johnson, Tavari	3	9	3.0
3	Thornton, Kaleb	3	7	2.3
22	Dawson, Mikal	3	4	1.3
25	Freeman, Enrique	3	3	1.0
34	Johnson, Nate	3	3	1.0

Foul Outs

##	Player	G	FO
----	--------	---	----

AKRON GAME HIGHS

Akron - Game Highs

POINTS	114		Heidelberg (11/14/2023)
	81		at South Dakota St. (11/06/2023)
	72		Southern Miss. (11/10/2023)
FIELD GOALS MADE	42		Heidelberg (11/14/2023)
	26		Southern Miss. (11/10/2023)
	26		at South Dakota St. (11/06/2023)
FIELD GOAL ATTEMPTS	79		Heidelberg (11/14/2023)
	57		at South Dakota St. (11/06/2023)
FIELD GOAL PERCENTAGE	.532	(42-79)	Heidelberg (11/14/2023)
	.473	(26-55)	Southern Miss. (11/10/2023)
3 PT FG MADE	20		Heidelberg (11/14/2023)
	11		at South Dakota St. (11/06/2023)
3 PT FG ATTEMPTS	43		Heidelberg (11/14/2023)
	30		Southern Miss. (11/10/2023)
3 PT FG PERCENTAGE	.465	(20-43)	Heidelberg (11/14/2023)
	.407	(11-27)	at South Dakota St. (11/06/2023)
FREE THROWS MADE	18		at South Dakota St. (11/06/2023)
	11		Southern Miss. (11/10/2023)
FREE THROW ATTEMPTS	22		at South Dakota St. (11/06/2023)
	13		Heidelberg (11/14/2023)
	13		Southern Miss. (11/10/2023)
FREE THROW PERCENTAGE	.846	(11-13)	Southern Miss. (11/10/2023)
	.818	(18-22)	at South Dakota St. (11/06/2023)
REBOUNDS	54		Heidelberg (11/14/2023)
	36		at South Dakota St. (11/06/2023)
ASSISTS	28		Heidelberg (11/14/2023)
	14		Southern Miss. (11/10/2023)
	14		at South Dakota St. (11/06/2023)
STEALS	10		at South Dakota St. (11/06/2023)
	9		Heidelberg (11/14/2023)
	9		Southern Miss. (11/10/2023)
BLOCKED SHOTS	4		Heidelberg (11/14/2023)
	2		Southern Miss. (11/10/2023)
	2		at South Dakota St. (11/06/2023)
TURNOVERS	15		at South Dakota St. (11/06/2023)
	13		Southern Miss. (11/10/2023)
FOULS	19		at South Dakota St. (11/06/2023)
	14		Southern Miss. (11/10/2023)

OPP. GAME HIGHS

Opponent - Game Highs

POINTS	75		at South Dakota St. (11/06/2023)
	56		Heidelberg (11/14/2023)
	54		Southern Miss. (11/10/2023)
FIELD GOALS MADE	28		at South Dakota St. (11/06/2023)
	23		Heidelberg (11/14/2023)
	23		Southern Miss. (11/10/2023)
FIELD GOAL ATTEMPTS	68		Heidelberg (11/14/2023)
	58		Southern Miss. (11/10/2023)
FIELD GOAL PERCENTAGE	.500	(28-56)	at South Dakota St. (11/06/2023)
	.397	(23-58)	Southern Miss. (11/10/2023)
3 PT FG MADE	8		at South Dakota St. (11/06/2023)
	7		Heidelberg (11/14/2023)
3 PT FG ATTEMPTS	30		Heidelberg (11/14/2023)
	19		at South Dakota St. (11/06/2023)
3 PT FG PERCENTAGE	.421	(8-19)	at South Dakota St. (11/06/2023)
	.333	(5-15)	Southern Miss. (11/10/2023)
FREE THROWS MADE	11		at South Dakota St. (11/06/2023)
	3		Heidelberg (11/14/2023)
	3		Southern Miss. (11/10/2023)
FREE THROW ATTEMPTS	13		at South Dakota St. (11/06/2023)
	10		Southern Miss. (11/10/2023)
FREE THROW PERCENTAGE	.846	(11-13)	at South Dakota St. (11/06/2023)
	.375	(3-8)	Heidelberg (11/14/2023)
REBOUNDS	34		Heidelberg (11/14/2023)
	34		Southern Miss. (11/10/2023)
ASSISTS	14		Southern Miss. (11/10/2023)
	14		at South Dakota St. (11/06/2023)
STEALS	8		Southern Miss. (11/10/2023)
	8		at South Dakota St. (11/06/2023)
BLOCKED SHOTS	3		Southern Miss. (11/10/2023)
	2		at South Dakota St. (11/06/2023)
TURNOVERS	17		Heidelberg (11/14/2023)
	15		Southern Miss. (11/10/2023)
FOULS	19		Southern Miss. (11/10/2023)
	17		at South Dakota St. (11/06/2023)

AKRON GAME LOWS

Akron - Game Lows

POINTS	72	Southern Miss. (11/10/2023)
	81	at South Dakota St. (11/06/2023)
	114	Heidelberg (11/14/2023)
FIELD GOALS MADE	26	Southern Miss. (11/10/2023)
	26	at South Dakota St. (11/06/2023)
FIELD GOAL ATTEMPTS	55	Southern Miss. (11/10/2023)
	57	at South Dakota St. (11/06/2023)
FIELD GOAL PERCENTAGE	.456 (26-57)	at South Dakota St. (11/06/2023)
	.473 (26-55)	Southern Miss. (11/10/2023)
3 PT FG MADE	9	Southern Miss. (11/10/2023)
	11	at South Dakota St. (11/06/2023)
3 PT FG ATTEMPTS	27	at South Dakota St. (11/06/2023)
	30	Southern Miss. (11/10/2023)
3 PT FG PERCENTAGE	.300 (9-30)	Southern Miss. (11/10/2023)
	.407 (11-27)	at South Dakota St. (11/06/2023)
FREE THROWS MADE	10	Heidelberg (11/14/2023)
	11	Southern Miss. (11/10/2023)
FREE THROW ATTEMPTS	13	Heidelberg (11/14/2023)
	13	Southern Miss. (11/10/2023)
FREE THROW PERCENTAGE	.769 (10-13)	Heidelberg (11/14/2023)
	.818 (18-22)	at South Dakota St. (11/06/2023)
REBOUNDS	32	Southern Miss. (11/10/2023)
	36	at South Dakota St. (11/06/2023)
ASSISTS	14	Southern Miss. (11/10/2023)
	14	at South Dakota St. (11/06/2023)
STEALS	9	Heidelberg (11/14/2023)
	9	Southern Miss. (11/10/2023)
BLOCKED SHOTS	2	Southern Miss. (11/10/2023)
	2	at South Dakota St. (11/06/2023)
TURNOVERS	10	Heidelberg (11/14/2023)
	13	Southern Miss. (11/10/2023)
FOULS	10	Heidelberg (11/14/2023)
	14	Southern Miss. (11/10/2023)

OPP. GAME LOWS

Opponent - Game Lows

POINTS	54	Southern Miss. (11/10/2023)
	56	Heidelberg (11/14/2023)
	75	at South Dakota St. (11/06/2023)
FIELD GOALS MADE	23	Heidelberg (11/14/2023)
	23	Southern Miss. (11/10/2023)
FIELD GOAL ATTEMPTS	56	at South Dakota St. (11/06/2023)
	58	Southern Miss. (11/10/2023)
FIELD GOAL PERCENTAGE	.338 (23-68)	Heidelberg (11/14/2023)
	.397 (23-58)	Southern Miss. (11/10/2023)
3 PT FG MADE	5	Southern Miss. (11/10/2023)
	7	Heidelberg (11/14/2023)
3 PT FG ATTEMPTS	15	Southern Miss. (11/10/2023)
	19	at South Dakota St. (11/06/2023)
3 PT FG PERCENTAGE	.233 (7-30)	Heidelberg (11/14/2023)
	.333 (5-15)	Southern Miss. (11/10/2023)
FREE THROWS MADE	3	Heidelberg (11/14/2023)
	3	Southern Miss. (11/10/2023)
FREE THROW ATTEMPTS	8	Heidelberg (11/14/2023)
	10	Southern Miss. (11/10/2023)
FREE THROW PERCENTAGE	.300 (3-10)	Southern Miss. (11/10/2023)
	.375 (3-8)	Heidelberg (11/14/2023)
REBOUNDS	26	at South Dakota St. (11/06/2023)
	34	Heidelberg (11/14/2023)
	34	Southern Miss. (11/10/2023)
ASSISTS	8	Heidelberg (11/14/2023)
	14	Southern Miss. (11/10/2023)
	14	at South Dakota St. (11/06/2023)
STEALS	7	Heidelberg (11/14/2023)
	8	Southern Miss. (11/10/2023)
	8	at South Dakota St. (11/06/2023)
BLOCKED SHOTS	0	Heidelberg (11/14/2023)
	2	at South Dakota St. (11/06/2023)
TURNOVERS	12	at South Dakota St. (11/06/2023)
	15	Southern Miss. (11/10/2023)
FOULS	14	Heidelberg (11/14/2023)
	17	at South Dakota St. (11/06/2023)

LAST GAME BOXSCORE - HEIDELBERG 11-14-23



Official Basketball Box Score - Final

Heidelberg at Akron

11/14/23 James A. Rhodes Arena, Akron
2023-24 Men's Basketball

Game Time: 7:30 PM

Game Duration: 1:53

Attendance: 1,782

Officials: Josh White, Tom Meeks, Billy McClatchy

Heidelberg - 56

Record: 2-0

NO.	Name	F/C	Min	FG			3P			FT			Rebounds			Fouls		TP	AS	TO	ST	Blocks		+/-
				M-A	M-A	M-A	OR	DR	TOT	PF	FD	BS	BA											
21	Carter Pleiman	F	20:37	1-3	0-2	0-0	0	2	2	0	0	2	2	0	0	2	2	0	0	0	0	0	-47	
23	Eric Panning	C	22:23	4-8	0-0	1-1	2	0	2	4	2	9	0	1	0	0	0	0	0	0	0	-39		
0	Tre Watkins	G	18:58	2-11	1-7	0-0	1	0	1	1	0	5	1	4	0	0	0	0	0	0	0	-44		
3	Zane Leitwein	G	19:24	1-9	1-5	0-0	1	3	4	1	2	3	0	1	3	0	1	3	0	1	0	-45		
12	Isaiah Young	G	19:47	2-5	0-0	0-0	0	0	0	0	0	4	0	2	1	0	2	1	0	2	0	-44		
31	Amil Jenkins		11:36	0-1	0-0	0-0	2	0	2	4	0	0	0	0	4	0	4	0	0	0	0	-9		
1	Jashun Cobb		17:20	6-9	2-2	1-5	0	2	2	0	5	15	1	1	0	0	0	1	0	1	0	-13		
4	Brady Bosma		16:54	1-5	1-5	0-0	0	2	2	0	0	3	2	1	1	1	0	0	0	0	0	-12		
5	Markell Johnson-Nichols		19:55	3-6	0-2	0-0	0	2	2	0	0	6	2	2	2	2	0	0	0	0	0	-14		
33	Zachary Chatmon		18:00	2-6	1-3	1-2	1	7	8	4	1	6	0	1	0	0	0	0	0	0	0	-17		
22	Xander Middleton		04:00	0-1	0-1	0-0	0	1	1	0	0	0	0	0	0	0	0	0	0	0	0	-1		
2	Logan Brooks		03:42	1-4	1-3	0-0	0	0	0	0	0	3	0	0	0	0	0	0	0	0	0	-1		
10	Riley Gossom		03:42	0-0	0-0	0-0	2	1	3	0	0	0	0	0	0	0	0	0	0	0	0	-1		
24	Garrett Spaun		03:42	0-0	0-0	0-0	0	1	1	0	0	0	0	0	0	0	0	0	0	0	0	-1		
Team							2	2	4			0			0									
Totals				23-68	7-30	3-8	11	23	34	14	10	56	8	17	7	0	4	0	4	0	4	-58		

Shooting By Period		
1st FG%	8-29	27.6%
3PT%	1-12	8.3%
FT%	2-4	50%
2nd FG%	15-39	38.5%
3PT%	6-18	33.3%
FT%	1-4	25%
GM FG%	23-68	33.8%
3PT%	7-30	23.3%
FT%	3-8	37.5%

Dead Ball Rebounds: 2, 0

Technical Fouls::NONE

Akron - 114

Record: 3-0

NO.	Name	F/C	Min	FG			3P			FT			Rebounds			Fouls		TP	AS	TO	ST	Blocks		+/-
				M-A	M-A	M-A	OR	DR	TOT	PF	FD	BS	BA											
11	Sammy Hunter	F	17:07	4-10	2-7	2-2	3	5	8	0	1	12	1	0	0	0	0	0	0	0	0	23		
25	Enrique Freeman	F	23:57	4-9	0-0	2-2	7	10	17	3	4	10	2	0	1	2	0	0	1	2	0	46		
2	Greg Tribble	G	21:13	1-9	0-4	3-5	1	3	4	1	4	5	8	0	1	0	0	0	0	0	0	36		
5	Tavari Johnson	G	16:42	4-4	4-4	0-0	0	0	0	0	0	12	2	3	1	0	0	0	0	0	0	21		
34	Nate Johnson	G	18:44	2-2	1-1	0-0	0	1	1	0	1	5	2	1	0	1	0	0	1	0	0	31		
1	Shammah Scott		26:57	5-8	3-4	2-2	1	2	3	3	1	15	0	0	0	1	0	0	1	0	0	30		
3	Kaleb Thornton		18:53	4-6	3-5	0-0	0	2	2	3	0	11	9	2	4	0	0	0	0	0	0	29		
22	Mikal Dawson		15:56	9-12	7-10	0-0	1	2	3	0	1	25	0	1	0	0	0	0	0	0	0	27		
0	Amani Lyles		19:40	5-7	0-0	0-0	3	5	8	0	0	10	3	2	0	0	0	0	0	0	0	34		
20	Evan Wilson		11:31	2-8	0-6	1-2	0	2	2	0	2	5	0	0	2	0	0	2	0	0	0	10		
21	Zach Halligan		09:20	2-4	0-2	0-0	0	1	1	0	0	4	1	1	0	0	0	0	0	0	0	3		
Team							1	4	5			0			0									
Totals				42-79	20-43	10-13	17	37	54	10	14	114	28	10	9	4	0	0	4	0	0	58		

Shooting By Period		
1st FG%	23-35	65.7%
3PT%	14-23	60.9%
FT%	5-7	71.4%
2nd FG%	19-44	43.2%
3PT%	6-20	30.0%
FT%	5-6	83.3%
GM FG%	42-79	53.2%
3PT%	20-43	46.5%
FT%	10-13	76.9%

Dead Ball Rebounds: 0, 0

Technical Fouls::NONE

	HU	uA
Biggest lead	0 (1 st 20:00)	61 (2 nd 0:33)
Best Scoring Run	7(2 nd 13:02)	16(1 st 1:30)
Lead Changes	0	
Times Tied	0	
Time with Lead	00:00	39:41

	HU	uA
Points from		
Turnovers	12	28
Paint	24	44
Second Chance	6	22
Fast Breaks	5	17
Bench	33	70

	Period by Period Scoring		
	1st	2nd	TOT
HU	19	37	56
uA	65	49	114

COMBINED STATS

Game Records

Record	Overall	Home	Away	Neutral
ALL GAMES	3-0	2-0	1-0	0-0
CONFERENCE	0-0	0-0	0-0	0-0
NON-CONFERENCE	3-0	2-0	1-0	0-0

Score by Periods

Team	1st	2nd	OT	TOT
Akron	137	130	0	267
Opponents	87	98	0	185

Team Box Score

No.	Player				Total		3-Point		F-Throw		Rebounds											
		GP-GS	MIN	AVG	FG-FGA	FG%	3FG-3FGA	3FG%	FT-FTA	FT%	OFF	DEF	TOT	AVG	PF	DQ	A	TO	BLK	STL	PTS	AVG
22	DAWSON, Mikal	3-0	65:39	21.9	18-35	.514	13-27	.481	3-4	.750	5	6	11	3.7	5	0	3	4	1	1	52	17.3
25	FREEMAN, Enrique	3-3	90:20	30.1	13-28	.464	1-3	.333	9-11	.818	13	27	40	13.3	7	0	10	3	5	4	36	12.0
11	HUNTER, Sammy	3-3	76:48	25.6	13-30	.433	7-21	.333	2-2	1.000	3	9	12	4.0	3	0	2	1	0	1	35	11.7
34	JOHNSON, Nate	3-3	75:24	25.1	14-21	.667	3-6	.500	1-2	.500	2	6	8	2.7	7	0	5	3	1	5	32	10.7
2	TRIBBLE, Greg	3-3	70:24	23.5	7-18	.389	2-8	.250	13-15	.867	2	7	9	3.0	7	0	10	3	0	1	29	9.7
1	SCOTT, Shammah	3-0	68:00	22.7	8-17	.471	3-8	.375	6-8	.750	1	4	5	1.7	7	0	3	2	1	4	25	8.3
5	JOHNSON, Tavari	3-3	62:24	20.8	6-14	.429	6-12	.500	2-2	1.000	0	7	7	2.3	2	0	7	9	0	4	20	6.7
3	THORNTON, Kaleb	3-0	47:43	15.9	6-9	.667	5-7	.714	2-2	1.000	0	5	5	1.7	3	0	12	7	0	6	19	6.3
20	WILSON, Evan	1-0	11:31	11.5	2-8	.250	0-6	.000	1-2	.500	0	2	2	2.0	0	0	0	0	0	2	5	5.0
0	LYLES, Amani	2-0	21:32	10.8	5-7	.714	0-0	.000	0-0	.000	4	6	10	5.0	2	0	3	3	0	0	10	5.0
21	HALLIGAN, Zach	1-0	09:20	9.3	2-4	.500	0-2	.000	0-0	.000	0	1	1	1.0	0	0	1	1	0	0	4	4.0
10	PRATHER JR., Ryan	1-0	00:55	0.9	0-0	.000	0-0	.000	0-0	.000	0	0	0	0.0	0	0	0	0	0	0	0	0.0
Team											4	8	12					2				
Total		3	600		94-191	.492	40-100	.400	39-48	.813	34	88	122	40.7	43	0	56	38	8	28	267	89.0
Opponents		3	600		74-182	.407	20-64	.313	17-31	.548	27	67	94	31.3	50	3	36	44	5	23	185	61.7

Team Statistics

	UA	OPP
Scoring	267	185
Points per game	89.0	61.7
Scoring margin	+27.3	-
Field goals-att	94-191	74-182
Field goal pct	.492	.407
3 point fg-att	40-100	20-64
3-point FG pct	.400	.313
3-pt FG made per game	13.3	6.7
Free throws-att	39-48	17-31
Free throw pct	.813	.548
F-Throws made per game	13.0	5.7
Rebounds	122	94
Rebounds per game	40.7	31.3
Rebounding margin	+9.3	-
Assists	56	36
Assists per game	18.7	12.0
Turnovers	38	44
Turnovers per game	12.7	14.7
Turnover margin	+2.0	-
Assist/turnover ratio	1.5	0.8
Steals	28	23
Steals per game	9.3	7.7
Blocks	8	5
Blocks per game	2.7	1.7
Winning streak	3	-
Home win streak	2	-
Attendance	4214	2617
Home games-Avg/Game	2-2107	1-2617
Neutral site-Avg/Game	-	0-0

Team Results

Date	Opponent		Score	Att.
11/06/2023	at South Dakota St.	W	81-75	2617
11/10/2023	Southern Miss.	W	72-54	2432
11/14/2023	Heidelberg	W	114-56	1782

CONFERENCE STATS

Game Records

Record	Overall	Home	Away	Neutral
ALL GAMES	13-5	8-1	5-4	0-0
CONFERENCE	13-5	8-1	5-4	0-0
NON-CONFERENCE	0-0	0-0	0-0	0-0

Score by Periods

Team	1st	2nd	OT	TOT
Akron	638	737	12	1387
Opponents	565	657	17	1239

Team Box Score

No.	Player				Total		3-Point		F-Throw		Rebounds											
		GP-GS	MIN	AVG	FG-FGA	FG%	3FG-3FGA	3FG%	FT-FTA	FT%	OFF	DEF	TOT	AVG	PF	DQ	A	TO	BLK	STL	PTS	AVG
13	CASTANEDA, Xavier	16-16	550:33	34.4	98-230	.426	59-156	.378	113-127	.890	16	48	64	4.0	34	0	44	39	2	15	368	23.0
25	FREEMAN, Enrique	18-18	578:53	32.2	132-209	.632	1-2	.500	80-121	.661	57	158	215	11.9	41	2	32	37	22	10	345	19.2
11	HUNTER, Sammy	18-14	385:32	21.4	58-120	.483	35-86	.407	17-25	.680	16	30	46	2.6	36	1	6	10	2	4	168	9.3
4	HANKERSON, Trendon	18-18	587:24	32.6	51-146	.349	40-114	.351	10-12	.833	4	59	63	3.5	42	2	42	24	11	13	152	8.4
2	TRIBBLE, Greg	17-17	511:52	30.1	42-99	.424	0-3	.000	34-42	.810	15	27	42	2.5	44	2	43	21	5	13	118	6.9
34	JOHNSON, Nate	18-4	384:47	21.4	38-70	.543	12-30	.400	8-11	.727	17	40	57	3.2	32	1	22	14	0	21	96	5.3
5	JOHNSON, Tavari	18-3	227:04	12.6	23-70	.329	9-30	.300	1-2	.500	3	21	24	1.3	27	0	26	17	2	11	56	3.1
0	LYLES, Amani	14-0	61:04	4.4	11-22	.500	0-1	.000	9-13	.692	4	3	7	0.5	20	1	2	2	3	4	31	2.2
1	CLARKE, Garvin	14-0	180:40	12.9	11-36	.306	2-13	.154	5-6	.833	15	13	28	2.0	14	0	16	11	0	6	29	2.1
3	MITCHELL, Kobe	14-0	132:40	9.5	5-24	.208	5-22	.227	2-2	1.000	0	6	6	0.4	8	0	9	2	0	2	17	1.2
20	WILSON, Evan	7-0	15:35	2.2	2-5	.400	2-4	.500	0-0	.000	0	0	0	0.0	0	0	0	1	0	0	6	0.9
12	MAYFIELD, Pat	4-0	08:56	2.2	0-2	.000	0-1	.000	1-2	.500	0	3	3	0.8	1	0	0	0	1	1	1	0.3
Team											29	29	58					7				
Total		18	3625		471-1033	.456	165-462	.357	280-363	.771	176	437	613	34.1	299	9	242	185	48	100	1387	77.1
Opponents		18	3625		438-992	.442	127-372	.341	236-311	.759	155	418	573	31.8	339	10	198	218	52	90	1239	68.8

Team Statistics

	UA	OPP
Scoring	1387	1239
Points per game	77.1	68.8
Scoring margin	+8.2	-
Field goals-att	471-1033	438-992
Field goal pct	.456	.442
3 point fg-att	165-462	127-372
3-point FG pct	.357	.341
3-pt FG made per game	9.2	7.1
Free throws-att	280-363	236-311
Free throw pct	.771	.759
F-Throws made per game	15.6	13.1
Rebounds	613	573
Rebounds per game	34.1	31.8
Rebounding margin	+2.2	-
Assists	242	198
Assists per game	13.4	11.0
Turnovers	185	218
Turnovers per game	10.3	12.1
Turnover margin	+1.8	-
Assist/turnover ratio	1.3	0.9
Steals	100	90
Steals per game	5.6	5.0
Blocks	48	52
Blocks per game	2.7	2.9
Winning streak	0	-
Home win streak	3	-
Attendance	21123	33282
Home games-Avg/Game	9-2347	9-3698
Neutral site-Avg/Game	-	0-0

Team Results

Date	Opponent		Score	Att.
01/03/2023	NIU	W	76-51	1511
01/06/2023	at Ball St.	L	63-70	3476
01/10/2023	at Bowling Green	W	74-70	1844
01/13/2023	Eastern Mich.	W	104-67	2177
01/17/2023	at Central Mich.	W	69-51	1509
01/21/2023	at Western Mich.	W	63-55	2288
01/24/2023	Miami (OH)	W	73-68	1620
01/28/2023	Ohio	W	83-77	2234
01/31/2023	at Buffalo	W	81-64	5001
02/03/2023	Kent St.	W	67-55	5821
02/07/2023	Toledo	L	74-84	2041
02/10/2023	at Ohio	L	81-90	5038
02/14/2023	at Eastern Mich.	W	78-51	2122
02/18/2023	Buffalo	W	86-66	2068
02/21/2023	at Toledo	L	63-84	5677
02/25/2023	Western Mich.	W	81-64	1739
02/28/2023	Ball St.	W	87-83	1912
03/03/2023	at Kent St.	Lot	84-89	6327