



Florida International Men's Basketball

23
24

Men's Basketball Contact: Darin Yrigoyen | Director of Athletic Communications | 954.594.2558 | dyrigoye@fiu.edu

2023-24 SCHEDULE

Record: 0-3
Home: 0-1 Away: 0-2 Neutral: 0-0

| | | |
|---------|----------------------|----------|
| Nov. 6 | at UCF | L, 85-62 |
| Nov. 9 | TARLETON STATE | L, 82-65 |
| Nov. 13 | at #12 Miami | L, 86-80 |
| Nov. 15 | at Houston Christian | 8 PM |

Cayman Islands Classic

| | | |
|---------|---------------------|---------|
| Nov. 19 | Akron | 7:30 PM |
| Nov. 20 | Marshall\Utah State | TBD |
| Nov. 21 | TBD | TBD |

| | | |
|---------|--------------------------|---------|
| Nov. 26 | KENNESAW STATE | 6 PM |
| Nov. 29 | FGCU | 7 PM |
| Dec. 2 | LIU | 6 PM |
| Dec. 13 | at #10 Florida Atlantic* | 7 PM |
| Dec. 16 | TRINITY COLL. OF FLA. | 6 PM |
| Dec. 19 | STETSON | 7 PM |
| Dec. 21 | MAINE | 7 PM |
| Dec. 30 | at Utah Tech* | 5 PM |
| Jan. 6 | at Jax State* | 5 PM |
| Jan. 11 | NEW MEXICO STATE* | 7 PM |
| Jan. 13 | UTEP* | 6 PM |
| Jan. 25 | at Liberty* | 7 PM |
| Jan. 25 | at Western Kentucky* | 8 PM |
| Jan. 27 | at Middle Tennessee* | 6 PM |
| Feb. 1 | LOUISIANA TECH* | 7 PM |
| Feb. 3 | SAM HOUSTON* | 2 PM |
| Feb. 10 | MIDDLE TENNESSEE* | 2 PM |
| Feb. 15 | at Sam Houston | 7:30 PM |
| Feb. 17 | at Louisiana Tech* | 3 PM |
| Feb. 22 | LIBERTY* | 7 PM |
| Feb. 24 | JAX STATE* | 6 PM |
| Mar. 2 | WESTERN KENTUCKY* | 6 PM |
| Mar. 7 | at UTEP* | 9 PM |
| Mar. 9 | at New Mexico State* | 4 PM |

*Conference USA Games
All Times ET | Home Games in CAPS

The Matchup

FIU Panthers (0-3)

Head Coach: Jeremy Ballard
Record at FIU: 77-82 (Sixth Season)
Overall Record: same



at

Houston Christian Huskies (0-1)

Head Coach: Ron Cottrell
Record at HCU: 517-493 (33rd Season)
Overall Record: Same



Quick Notes

- FIU hosted Houston Christian for its home opener last season and now the Huskies play host to the Panthers for their home opener this season.
- Arturo Dean is the returning CUSA Freshman of the Year, the first in FIU's CUSA tenure.
- Both Dean and Dashon Gittens were picked to the CUSA All-Freshman Team in 2022-23.
- Jonathan Aybar, a transfer from North Florida, joins FIU this season, the same school that his dad attended and played basketball at from 1996-1999.
- Head Coach Jeremy Ballard is just three wins away from becoming the all-time winningest men's basketball coach in school history.
- FIU will face six teams from its home state of Florida in 2023-24.
- The Panthers have two retired jersey numbers in their program, Raja Bell (#13) and Carlos Arroyo (#30). Both had long-tenured NBA careers with Bell named to the NBA's All-Defensive Team twice.
- This is the 43rd season of FIU men's basketball, dating back to 1981-82.

Gameday Info

Date: Wednesday, Nov. 15 | 8 p.m. ET
Location: Sharp Gym | Houston, Texas
Last Meeting: 2022, FIU def. HCU, 77-66

CUSA Standings

| | | |
|-------------|-----|-----|
| UTEP | 0-0 | 3-0 |
| Liberty | 0-0 | 2-0 |
| MTSU | 0-0 | 2-1 |
| Jax State | 0-0 | 1-1 |
| WKU | 0-0 | 1-1 |
| LA Tech | 0-0 | 1-1 |
| Sam Houston | 0-0 | 1-2 |
| NM State | 0-0 | 1-2 |
| FIU | 0-0 | 0-3 |

Around CUSA (ET)

November 16

Liberty at Furman | 7 p.m.
La Tech at UL-Monroe | 7:30 p.m.

November 17

UTEP vs. Austin Peay | 9 p.m.
Sam Houston at Ole Miss | 9 p.m.

By The Numbers

| | | | | | | | | | | | | |
|--|------|------|------|------|------|-----|------|-------|------|-------|------|-------|
| | 69.0 | 40.9 | 27.7 | 29.7 | 13.7 | 4.0 | 11.7 | 84.3 | 53.1 | 43.8 | 0.7 | -9.0 |
| | PPG | FG% | 3FG% | RPG | APG | BPG | SPG | OPPG | OFG% | O3FG% | A:TO | RMAR |
| | 63.0 | 43.4 | 18.8 | 25.0 | 8.0 | 1.0 | 6.0 | 110.0 | 47.6 | 34.9 | 0.5 | -34.0 |

2023-24 FIU Men's Basketball



@fiuhoops

Numerical Roster

| NO. | NAME | POS. | HT. | YR. | HOMETOWN / PREVIOUS SCHOOL |
|-----|----------------------|------|------|-----|---|
| 0 | Okechukwu Okeke | F | 6-9 | Jr. | East Chicago, Ill. / Tallahassee CC |
| 1 | Dashon Gittens | G | 6-3 | So. | Hartford, Conn. / Putnam Science Academy |
| 2 | Arturo Dean | G | 5-11 | So. | Miami, Fla. / Putnam Science Academy |
| 3 | Javaunte Hawkins | G | 5-11 | Sr. | Lee's Summit, Mo. / Butler CC |
| 4 | Seth Pinkney | C | 7-1 | Sr. | Philadelphia, Pa / Quinnipiac |
| 5 | Jaidon Lipscomb | G | 6-5 | Jr. | Columbus, Ohio / Lakeland CC |
| 10 | Travis Gray | G | 6-5 | Jr. | Syracuse, N.Y. / Mohawk Valley CC |
| 11 | Jayden Brewer | G | 6-6 | So. | Indianapolis, Ind. / Combine Prep |
| 12 | Dante Wilcox | G/F | 6-6 | Gr. | West Palm Beach, Fla. / Oxbridge Academy |
| 15 | Renato Ruiz | G | 6-1 | Jr. | Plantation, Fla. / American Heritage |
| 21 | Jonathan Aybar | F | 6-9 | Jr. | Kissimmee, Fla. / University of North Florida |
| 22 | Onyx Pastoriza | G | 5-8 | Sr. | Arecibo, Puerto Rico / Miami Triple Threat |
| 23 | Petar Krivokapic | G | 6-4 | Jr. | Budva, Montenegro / Miami Prep School |
| 24 | Jaden Grant | G | 5-11 | Jr. | Davie, Fla. / NSU University School |
| 31 | George Pridgett, Jr. | G | 5-11 | Jr. | Boston, Mass. / Polk State College |
| 33 | Mohamed Sanogo | F | 6-9 | Jr. | Pittsfield, Mass. / Putnam Science Academy |

Coaching Staff

| | | | |
|-----------------|-------------------------------|------------|---------------------|
| Jeremy Ballard | Head Coach | 6th Season | Colgate '03 |
| Jesse Bopp | Associate Head Coach | 7th Season | Plymouth State '07 |
| Joey Rodriguez | Assistant Coach | 6th Season | VCU '11 |
| Zavier Anderson | Assistant Coach | 2nd Season | Clemson '11 |
| Vince Caruso | Assistant Coach | | Worcester State '15 |
| Jack Sprague | Strength & Conditioning Coach | | |
| Colin Campbell | Director of Basketball Ops | | |



Okechukwu Okeke



Dashon Gittens




Arturo Dean



Javaunte Hawkins



Seth Pinkney




Jaidon Lipscomb



Travis Gray




Jayden Brewer



Dante Wilcox




Renato Ruiz



Jonathan Aybar




Onyx Pastoriza



Petar Krivokapic



Jaden Grant



George Pridgett, Jr.



Mohamed Sanogo

A-Z Roster

| | |
|----|----------------------|
| 21 | Jonathan Aybar |
| 11 | Jayden Brewer |
| 2 | Arturo Dean |
| 1 | Dashon Gittens |
| 24 | Jaden Grant |
| 10 | Travis Gray |
| 3 | Javaunte Hawkins |
| 23 | Petar Krivokapic |
| 5 | Jaidon Lipscomb |
| 0 | Okechukwu Okeke |
| 22 | Onyx Pastoriza |
| 31 | George Pridgett, Jr. |
| 4 | Seth Pinkney |
| 15 | Renato Ruiz |
| 33 | Mohamed Sanogo |
| 12 | Dante Wilcox |

By Location

| | |
|--------------------------|-------------------------------|
| Connecticut (1) | |
| 1 | Dashon Gittens |
| Florida (6) | |
| 2 | Arturo Dean |
| 4 | Seth Pinkney |
| 12 | Dante Wilcox |
| 15 | Renato Ruiz |
| 21 | Jonathan Aybar |
| 24 | Jaden Grant |
| Ohio (1) | |
| 5 | Jaidon Lipscomb |
| New York (1) | |
| 10 | Travis Gray |
| Illinois (1) | |
| 0 | Okechukwu Okeke |
| Indiana (1) | |
| 11 | Jayden Brewer |
| International (2) | |
| 22 | Onyx Pastoriza - Puerto Rico |
| 23 | Petar Krivokapic - Montenegro |
| Massachusetts (2) | |
| 31 | George Pridgett, Jr. |
| 33 | Mohamed Sanogo |
| Missouri (1) | |
| 3 | Javaunte Hawkins |

By Class

| | |
|----------------------|----------------------|
| Sophomore (3) | |
| 1 | Dashon Gittens |
| 2 | Arturo Dean |
| 11 | Jayden Brewer |
| Junior (9) | |
| 0 | Okechukwu Okeke |
| 5 | Jaidon Lipscomb |
| 10 | Travis Gray |
| 15 | Renato Ruiz |
| 21 | Jonathan Aybar |
| 23 | Petar Krivokapic |
| 24 | Jaden Grant |
| 31 | George Pridgett, Jr. |
| 33 | Mohamed Sanogo |
| Senior (4) | |
| 3 | Javaunte Hawkins |
| 4 | Seth Pinkney |
| 22 | Onyx Pastoriza |
| 12 | Dante Wilcox |



Individual Stat Leaders

FIU

Points: Arturo Dean, 11.7 ppg
 Rebounds: Jonathan Aybar, 4.3 rpg
 Assists: Arturo Dean, 4.7 apg
 Steals: Arturo Dean, 2.7 spg
 Blocks: Aybar/Pinkney/Sanogo, 1 bpg
 3-PT Made: Javaunte Hawkins, 6 3-PT (42.9%)
 FG Made: Arturo Dean, 14 FG (40.0%)

HOUSTON CHRISTIAN

Points: Marcus Greene, 18 ppg
 Rebounds: Alvarez/Bazil, 6 rpg
 Assists: Pierce Bazil, 4.0 apg
 Steals: Bazil/Carpenter, 2 spg
 Blocks: Bazil, 1 bpg
 3-PT Made: Marcus Greene, 2 3-PT (40.0%)
 FG Made: Marcus Greene, 8 FG (53.3%)

Last Time Out

Opponent: at No. 12 Miami
 Result: L, 86-80

FIU Stat Leaders:

Points: 19, Arturo Dean
 Assists: 6, Dean
 Rebounds: 6, Aybar/Pinkney
 Steals: 2, Aybar/Dean

Recap:

The Panthers (0-3) led 53-41 with 16:10 to go in the second half before the Hurricanes (3-0) responded with a 12-0 run to regain momentum. Down 64-55, FIU answered with a run of its own to get within two points with 7:25 to go.

Miami made a basket and then back-to-back threes to build a double-digit advantage and cement the result with the Panthers falling by six on the road.

Arturo Dean led the scoring with 19 points and made 3-of-5 attempts from three, adding six assists and five rebounds. Dashon Gittens was also in double-digits with 14 points on 6-of-14 from the field.

Off the bench, Javaunte Hawkins made three three-pointers on his way to 11 points. George Pridgett and Mohamed Sanogo also chipped in off the bench with nine and eight points, respectively.

FIU racked up 24 second-chance points to Miami's two and was very effective on the glass all night. The Panthers out-rebounded the Hurricanes 34-32 in the contest and had 16 offensive rebounds. Jonathan Aybar and Seth Pinkney led FIU with six rebounds each.

Matchup Preview

MIAMI — FIU's men's basketball program will be leaving the Sunshine State for the first time in 2023-24 for a non-conference matchup at Houston Christian in Houston, Texas on Wednesday Nov. 15 at 8 p.m. ET.

The Panthers (0-3) took No. 12 Miami to the wire in their inter-city battle on Monday, but fell 86-80 to the Hurricanes. FIU will look to build on its best performance of the young season in the Lone Star State as it will face off with the Huskies for the second consecutive season.

FIU used a furious second-half scoring run last season to defeat HCU at home 77-66, outscoring the Huskies 45-25 in the final 20 minutes. The Panthers hope to make it 2-for-2 in the win column while the Huskies are looking to exact some revenge on their home court.

Head Coach Jeremy Ballard's squad continues to be led by do-it-all point guard Arturo Dean, who poured in 19 points and added six assists, five rebounds and two steals in the narrow defeat to UM. Dashon Gittens also had his best outing thus far with 14 points on 6-for-14 shooting from the field. The backcourt combo of Gittens and Dean are averaging a combined 22.7 points.

Dean had his breakout game immediately as a freshman coming off the bench in last season's home opener against Houston Christian, scoring 19 points while grabbing six rebounds and five steals.

SCOUTING HCU

The Huskies (0-1), out of the Southland Conference, opened their season at BYU and were defeated 110-63 in Provo. Marcus Greene led the scoring effort for HCU with 18 points in 33 minutes of action.

Houston Christian also had Jay Alvarez and Michael Imariagbe in double-figures with 11 points each. In last season's matchup, Brycen Long was a major factor with 28 points, but Long has since left for Arizona State for his senior season.

HCU's Starting Five at BYU: Greene, Alvarez, Imariagbe, Bazil, Maring

Last Game's Starting Five



#1 Dashon Gittens



#2 Arturo Dean



#4 Seth Pinkney



#21 Jonathan Aybar



#23 Petar Krivokapic

2023-24 Streaks/Trends

RECORD BREAKDOWN

| | |
|-------------|-----|
| At Home | 0-1 |
| On the Road | 0-2 |
| Neutral | 0-0 |

MONTH-BY-MONTH

| | |
|----------|-----|
| November | 0-3 |
| December | 0-0 |
| January | 0-0 |
| February | 0-0 |
| March | 0-0 |

HALFTIME LEADS/LEADS/OT

| | |
|-------------------------------------|-----|
| Leading at half, home | 0-0 |
| Leading at the half, road/neutral | 0-0 |
| Tied at the half, home | 0-0 |
| Tied at the half, road/neutral | 0-0 |
| Trailing at the half, home | 0-1 |
| Trailing at the half, road/neutral | 0-2 |
| Games decided by 5 points or fewer | 0-0 |
| Games decided by 10 points or fewer | 0-1 |
| Leading with 5:00 left | 0-0 |
| Leading with 2:00 left | 0-0 |
| Overtime games | 0-0 |

WINS VS LOSSES

| | W | L |
|--------|----|-------|
| PPG | -- | 69.0 |
| OPPG | -- | 84.3 |
| Margin | -- | -15.3 |
| FG% | -- | 40.9 |
| OFG% | -- | 53.1 |
| 3FG% | -- | 27.7 |
| O3FG% | -- | 43.8 |
| FT% | -- | 70.2 |
| RPG | -- | 29.7 |
| ORPG | -- | 38.7 |
| RMAR | -- | -9.0 |
| APG | -- | 13.7 |
| T/O PG | -- | 18.3 |
| BPG | -- | 4.0 |
| SPG | -- | 11.7 |

STREAKS

| | |
|---------------------|----|
| Overall | L3 |
| Home Won | -- |
| Home Lost | L1 |
| Home CUSA | -- |
| Home non-conference | -- |
| Road non-conference | -- |
| Road Won | -- |
| Road Lost | L2 |
| Road CUSA | -- |
| Neutral | -- |





**2023-24 FIU Men's Basketball
Combined Team Statistics
All games**

Game Records

| Record | Overall | Home | Away | Neutral |
|----------------|---------|------|------|---------|
| ALL GAMES | 0-3 | 0-1 | 0-2 | 0-0 |
| CONFERENCE | 0-0 | 0-0 | 0-0 | 0-0 |
| NON-CONFERENCE | 0-3 | 0-1 | 0-2 | 0-0 |

Score by Periods

| Team | 1st | 2nd | OT | TOT |
|-----------|-----|-----|----|-----|
| FIU | 98 | 109 | 0 | 207 |
| Opponents | 128 | 125 | 0 | 253 |

Team Box Score

| No. | Player | | | | Total | | 3-Point | | F-Throw | | Rebounds | | | | | | | | | | | |
|------------------|----------------------|----------|------------|------|---------------|-------------|--------------|-------------|--------------|-------------|-----------|-----------|------------|-------------|-----------|----------|-----------|-----------|-----------|-----------|------------|-------------|
| | | GP-GS | MIN | AVG | FG-FGA | FG% | 3FG-3FGA | 3FG% | FT-FTA | FT% | OFF | DEF | TOT | AVG | PF | DQ | A | TO | BLK | STL | PTS | AVG |
| 2 | DEAN, Arturo | 3-3 | 77:14 | 25.7 | 14-35 | .400 | 5-13 | .385 | 2-3 | .667 | 3 | 8 | 11 | 3.7 | 9 | 1 | 14 | 10 | 0 | 8 | 35 | 11.7 |
| 1 | GITTENS, Dashon | 3-3 | 98:39 | 32.9 | 11-32 | .344 | 4-15 | .267 | 7-8 | .875 | 2 | 2 | 4 | 1.3 | 8 | 0 | 5 | 4 | 0 | 7 | 33 | 11.0 |
| 11 | BREWER, Jayden | 3-0 | 56:17 | 18.8 | 9-21 | .429 | 1-7 | .143 | 6-12 | .500 | 3 | 8 | 11 | 3.7 | 0 | 0 | 2 | 5 | 2 | 3 | 25 | 8.3 |
| 3 | HAWKINS, Javaunte | 3-0 | 50:00 | 16.7 | 8-17 | .471 | 6-14 | .429 | 0-0 | .000 | 0 | 4 | 4 | 1.3 | 2 | 0 | 1 | 10 | 0 | 1 | 22 | 7.3 |
| 21 | AYBAR, Jonathan | 3-3 | 74:32 | 24.8 | 8-17 | .471 | 2-8 | .250 | 4-4 | 1.000 | 6 | 7 | 13 | 4.3 | 7 | 0 | 4 | 11 | 3 | 6 | 22 | 7.3 |
| 33 | SANOGO, Mohamed | 3-0 | 56:18 | 18.8 | 8-13 | .615 | 0-0 | .000 | 5-9 | .556 | 6 | 5 | 11 | 3.7 | 6 | 0 | 5 | 0 | 3 | 1 | 21 | 7.0 |
| 31 | PRIDGETT JR., George | 3-0 | 33:31 | 11.2 | 5-12 | .417 | 5-10 | .500 | 5-6 | .833 | 0 | 2 | 2 | 0.7 | 2 | 0 | 2 | 2 | 1 | 2 | 20 | 6.7 |
| 4 | PINKNEY, Seth | 3-3 | 44:40 | 14.9 | 4-6 | .667 | 0-0 | .000 | 9-12 | .750 | 4 | 5 | 9 | 3.0 | 6 | 0 | 2 | 3 | 3 | 0 | 17 | 5.7 |
| 23 | KRIVOKAPIC, Petar | 3-3 | 76:17 | 25.4 | 5-19 | .263 | 0-13 | .000 | 2-3 | .667 | 3 | 6 | 9 | 3.0 | 3 | 0 | 2 | 6 | 0 | 4 | 12 | 4.0 |
| 24 | GRANT, Jaden | 1-0 | 01:56 | 1.9 | 0-0 | .000 | 0-0 | .000 | 0-0 | .000 | 0 | 0 | 0 | 0.0 | 0 | 0 | 0 | 1 | 0 | 0 | 0 | 0.0 |
| 12 | WILCOX, Dante | 2-0 | 19:07 | 9.6 | 0-1 | .000 | 0-0 | .000 | 0-0 | .000 | 2 | 1 | 3 | 1.5 | 2 | 0 | 2 | 1 | 0 | 3 | 0 | 0.0 |
| 5 | LIPSCOMB, Jaidon | 2-0 | 11:29 | 5.7 | 0-3 | .000 | 0-3 | .000 | 0-0 | .000 | 0 | 0 | 0 | 0.0 | 1 | 0 | 2 | 0 | 0 | 0 | 0 | 0.0 |
| Team | | | | | | | | | | | 6 | 6 | 12 | | | | | 2 | | | | |
| Total | | 3 | 600 | | 72-176 | .409 | 23-83 | .277 | 40-57 | .702 | 35 | 54 | 89 | 29.7 | 46 | 1 | 41 | 55 | 12 | 35 | 207 | 69.0 |
| Opponents | | 3 | 600 | | 93-175 | .531 | 28-64 | .438 | 39-55 | .709 | 39 | 77 | 116 | 38.7 | 47 | 1 | 51 | 58 | 16 | 37 | 253 | 84.3 |

Team Statistics

| | FIU | OPP |
|------------------------|---------------|---------------|
| Scoring | 207 | 253 |
| Points per game | 69.0 | 84.3 |
| Scoring margin | -15.3 | - |
| Field goals-att | 72-176 | 93-175 |
| Field goal pct | .409 | .531 |
| 3 point fg-att | 23-83 | 28-64 |
| 3-point FG pct | .277 | .438 |
| 3-pt FG made per game | 7.7 | 9.3 |
| Free throws-att | 40-57 | 39-55 |
| Free throw pct | .702 | .709 |
| F-Throws made per game | 13.3 | 13.0 |
| Rebounds | 89 | 116 |
| Rebounds per game | 29.7 | 38.7 |
| Rebounding margin | -9.0 | - |
| Assists | 41 | 51 |
| Assists per game | 13.7 | 17.0 |
| Turnovers | 55 | 58 |
| Turnovers per game | 18.3 | 19.3 |
| Turnover margin | +1.0 | - |
| Assist/turnover ratio | 0.7 | 0.9 |
| Steals | 35 | 37 |
| Steals per game | 11.7 | 12.3 |
| Blocks | 12 | 16 |
| Blocks per game | 4.0 | 5.3 |
| Winning streak | 0 | - |
| Home win streak | 0 | - |
| Attendance | 1242 | 12845 |
| Home games-Avg/Game | 1-1242 | 2-6423 |
| Neutral site-Avg/Game | - | 0-0 |

Team Results

| Date | Opponent | | Score | Att. |
|------------|---------------|---|-------|------|
| 11/06/2023 | at UCF | L | 62-85 | 6225 |
| 11/09/2023 | Tarleton St. | L | 65-82 | 1242 |
| 11/13/2023 | at Miami (FL) | L | 80-86 | 6620 |





2023-24 FIU Men's Basketball
Team Game-by-Game
All games

| Opponent | Date | Score | | Total | | 3-Pointers | | Free throws | | Rebounds | | | | | | | | | | |
|---------------|------------|------------|---|---------------|-------------|--------------|-------------|--------------|-------------|-----------|-----------|-----------|-------------|-----------|-----------|-----------|-----------|-----------|------------|-------------|
| | | | | FG-FGA | PCT | 3FG-3FGA | PCT | FT-FTA | PCT | OFF | DEF | TOT | AVG | PF | A | TO | BLK | STL | PTS | AVG |
| at UCF | 11/06/2023 | 62-85 | L | 17-47 | .362 | 4-18 | .222 | 24-32 | .750 | 9 | 21 | 30 | 30.0 | 18 | 10 | 24 | 2 | 11 | 62 | 62.0 |
| Tarleton St. | 11/09/2023 | 65-82 | L | 23-58 | .397 | 8-32 | .250 | 11-17 | .647 | 10 | 15 | 25 | 27.5 | 13 | 14 | 21 | 6 | 17 | 65 | 63.5 |
| at Miami (FL) | 11/13/2023 | 80-86 | L | 32-71 | .451 | 11-33 | .333 | 5-8 | .625 | 16 | 18 | 34 | 29.7 | 15 | 17 | 10 | 4 | 7 | 80 | 69.0 |
| Total | | 207 | | 72-176 | .409 | 23-83 | .277 | 40-57 | .702 | 35 | 54 | 89 | 29.7 | 46 | 41 | 55 | 12 | 35 | 207 | 69.0 |
| Opponents | | 253 | | 93-175 | .531 | 28-64 | .438 | 39-55 | .709 | 39 | 77 | 116 | 38.7 | 47 | 51 | 58 | 16 | 37 | 253 | 84.3 |

FIU Averages

| Games Played | Points/game | FG Pct | 3FG Pct | FT Pct | Rebounds/game | Assists/game | Turnovers/game | Assist/Turnover ratio | Steals/game | Blocks/game |
|--------------|-------------|--------|---------|--------|---------------|--------------|----------------|-----------------------|-------------|-------------|
| 3 | 69.0 | 40.9 | 27.7 | 70.2 | 29.7 | 13.7 | 18.3 | 0.7 | 11.7 | 4.0 |





Officials: Keith Kimble, Kevin Mathis, James Hicks

FIU - 62

Record: 0-1

| NO. | Name | Min | FG | 3P | FT | Rebounds | | | Fouls | | TP | AS | TO | ST | Blocks | | +/- |
|---------------|---------------------|---------|-------|------|-------|----------|----|-----|-------|----|----|----|----|----|--------|----|-----|
| | | | M-A | M-A | M-A | OR | DR | TOT | PF | FD | | | | | BS | BA | |
| 21 | Jonathan Aybar | F 21:57 | 2-5 | 0-3 | 0-0 | 0 | 2 | 2 | 4 | 1 | 4 | 0 | 4 | 0 | 0 | 0 | -14 |
| 4 | Seth Pinkney | C 15:50 | 0-1 | 0-0 | 6-8 | 1 | 2 | 3 | 2 | 4 | 6 | 0 | 0 | 0 | 1 | 0 | -17 |
| 1 | Dashon Gittens | G 31:33 | 3-12 | 1-3 | 4-4 | 0 | 1 | 1 | 2 | 2 | 11 | 2 | 2 | 2 | 0 | 3 | -20 |
| 2 | Arturo Dean | G 20:55 | 1-7 | 0-2 | 0-0 | 1 | 3 | 4 | 5 | 0 | 2 | 4 | 4 | 3 | 0 | 1 | -20 |
| 23 | Petar Krivokapic | G 30:38 | 4-6 | 0-2 | 2-3 | 1 | 4 | 5 | 2 | 1 | 10 | 0 | 4 | 2 | 0 | 0 | -21 |
| 3 | Javaunte Hawkins | 15:39 | 3-4 | 3-3 | 0-0 | 0 | 1 | 1 | 2 | 1 | 9 | 1 | 7 | 0 | 0 | 0 | -7 |
| 11 | Jayden Brewer | 22:32 | 2-5 | 0-2 | 5-7 | 1 | 5 | 6 | 0 | 5 | 9 | 1 | 0 | 0 | 0 | 1 | -2 |
| 12 | Dante Wilcox | 08:12 | 0-0 | 0-0 | 0-0 | 0 | 0 | 0 | 0 | 2 | 0 | 0 | 1 | 2 | 0 | 0 | 6 |
| 33 | Mohamed Sanogo | 15:11 | 2-4 | 0-0 | 3-6 | 2 | 1 | 3 | 1 | 3 | 7 | 0 | 0 | 0 | 1 | 0 | -10 |
| 31 | George Pridgett Jr. | 09:45 | 0-2 | 0-2 | 4-4 | 0 | 0 | 0 | 0 | 2 | 4 | 2 | 1 | 2 | 0 | 0 | -1 |
| 24 | Jaden Grant | 01:56 | 0-0 | 0-0 | 0-0 | 0 | 0 | 0 | 0 | 0 | 0 | 0 | 1 | 0 | 0 | 0 | -7 |
| 5 | Jaidon Lipscomb | 05:52 | 0-1 | 0-1 | 0-0 | 0 | 0 | 0 | 0 | 0 | 0 | 0 | 0 | 0 | 0 | 0 | -2 |
| Team | | | | | | 3 | 2 | 5 | | | 0 | | 0 | | | | |
| Totals | | | 17-47 | 4-18 | 24-32 | 9 | 21 | 30 | 18 | 21 | 62 | 10 | 24 | 11 | 2 | 5 | -23 |

| Shooting By Period | | |
|---------------------|-------|-------|
| 1 st FG% | 5-20 | 25.0% |
| 3PT% | 2-8 | 25.0% |
| FT% | 9-14 | 64.3% |
| 2 nd FG% | 12-27 | 44.4% |
| 3PT% | 2-10 | 20.0% |
| FT% | 15-18 | 83.3% |
| GM FG% | 17-47 | 36.2% |
| 3PT% | 4-18 | 22.2% |
| FT% | 24-32 | 75.0% |

Dead Ball Rebounds: 5, 0

Technical Fouls::NONE

UCF - 85

Record: 1-0

| NO. | Name | Min | FG | 3P | FT | Rebounds | | | Fouls | | TP | AS | TO | ST | Blocks | | +/- |
|---------------|-----------------------|---------|-------|------|-------|----------|----|-----|-------|----|----|----|----|----|--------|----|-----|
| | | | M-A | M-A | M-A | OR | DR | TOT | PF | FD | | | | | BS | BA | |
| 5 | Omar Payne | F 15:05 | 1-2 | 0-0 | 2-2 | 2 | 4 | 6 | 5 | 1 | 4 | 0 | 0 | 1 | 2 | 0 | 12 |
| 2 | Shemarri Allen | G 29:16 | 3-7 | 0-1 | 2-3 | 2 | 3 | 5 | 2 | 4 | 8 | 5 | 2 | 3 | 0 | 1 | 21 |
| 3 | Darius Johnson | G 31:19 | 5-12 | 3-8 | 2-4 | 1 | 3 | 4 | 3 | 3 | 15 | 4 | 6 | 2 | 0 | 0 | 20 |
| 12 | DeMarr Langford Jr. | G 26:06 | 2-4 | 0-0 | 1-4 | 0 | 1 | 1 | 3 | 3 | 5 | 3 | 0 | 2 | 0 | 0 | 31 |
| 24 | Jaylin Sellers | G 32:06 | 8-15 | 1-4 | 6-7 | 2 | 4 | 6 | 1 | 5 | 23 | 2 | 2 | 3 | 0 | 1 | 20 |
| 4 | Comeh Emuobor | 06:18 | 0-2 | 0-1 | 0-0 | 0 | 1 | 1 | 1 | 0 | 0 | 0 | 0 | 0 | 0 | 0 | 0 |
| 10 | Mintautas Mockus | 07:00 | 1-4 | 0-3 | 0-0 | 1 | 0 | 1 | 2 | 0 | 2 | 0 | 0 | 1 | 0 | 0 | -12 |
| 20 | Poohpha Warakulnukroh | 00:38 | 0-0 | 0-0 | 0-0 | 0 | 0 | 0 | 0 | 0 | 0 | 0 | 0 | 0 | 0 | 0 | 0 |
| 11 | Ibrahima Diallo | 10:37 | 3-4 | 0-0 | 1-1 | 1 | 2 | 3 | 0 | 1 | 7 | 0 | 0 | 1 | 3 | 0 | 8 |
| 22 | Nils Machowski | 08:41 | 1-2 | 1-2 | 2-2 | 1 | 0 | 1 | 0 | 1 | 5 | 1 | 2 | 1 | 0 | 0 | 3 |
| 15 | Tyler Hendricks | 14:16 | 3-4 | 1-2 | 0-0 | 1 | 3 | 4 | 2 | 0 | 7 | 1 | 2 | 0 | 0 | 0 | 7 |
| 31 | Thierno Sylla | 18:00 | 4-6 | 1-3 | 0-0 | 1 | 1 | 2 | 2 | 0 | 9 | 0 | 3 | 2 | 0 | 0 | 4 |
| 0 | Charlie May | 00:38 | 0-0 | 0-0 | 0-0 | 0 | 0 | 0 | 0 | 0 | 0 | 0 | 0 | 0 | 0 | 0 | 1 |
| Team | | | | | | 1 | 2 | 3 | | | 0 | | 1 | | | | |
| Totals | | | 31-62 | 7-24 | 16-23 | 13 | 24 | 37 | 21 | 18 | 85 | 16 | 18 | 16 | 5 | 2 | 23 |

| Shooting By Period | | |
|---------------------|-------|-------|
| 1 st FG% | 19-39 | 48.7% |
| 3PT% | 4-14 | 28.6% |
| FT% | 1-3 | 33.3% |
| 2 nd FG% | 12-23 | 52.2% |
| 3PT% | 3-10 | 30.0% |
| FT% | 15-20 | 75% |
| GM FG% | 31-62 | 50.0% |
| 3PT% | 7-24 | 29.2% |
| FT% | 16-23 | 69.6% |

Dead Ball Rebounds: 4, 0

Technical Fouls::NONE

| | FIU | UCF |
|------------------|---------------------------|----------------------------|
| Biggest lead | 2 (1 st 19:08) | 30 (2 nd 16:11) |
| Best Scoring Run | 6 (2 nd 13:43) | 12 (2 nd 19:21) |
| Lead Changes | 1 | |
| Times Tied | 1 | |
| Time with Lead | 00:22 | 38:25 |

| | FIU | UCF |
|---------------|-----|-----|
| Points from | 18 | 22 |
| Turnovers | 26 | 46 |
| Paint | 5 | 20 |
| Second Chance | 24 | 21 |
| Fast Breaks | 29 | 30 |
| Bench | | |

| Period by Period Scoring | | | |
|--------------------------|-----|-----|-----|
| | 1st | 2nd | TOT |
| FIU | 21 | 41 | 62 |
| UCF | 43 | 42 | 85 |





Official Basketball Box Score - Final
Tarleton St. at FIU
 11/09/23 Ocean Bank Convocation Center, Miami
 2023-24 Men's Basketball

Game Time: 7:00 PM
 Game Duration: 1:59
 Attendance: 1,242

Officials: Rick Crawford, Jamie Luckie, Kenneth Moreland

Tarleton St. - 82

Record: 1-1

| NO. | Name | F | Min | FG | 3P | FT | Rebounds | | | Fouls | | TP | AS | TO | ST | Blocks | | +/- |
|---------------|--------------------|---|-------|-------|------|-------|----------|----|-----|-------|----|----|----|----|----|--------|----|-----|
| | | | | M-A | M-A | M-A | OR | DR | TOT | PF | FD | | | | | BS | BA | |
| 6 | Jakorie Smith | F | 37:10 | 12-20 | 6-10 | 4-6 | 2 | 6 | 8 | 1 | 3 | 34 | 2 | 2 | 6 | 2 | 0 | 20 |
| 9 | Emmanuel Innocenti | F | 27:40 | 2-3 | 0-1 | 1-2 | 1 | 6 | 7 | 3 | 1 | 5 | 0 | 5 | 0 | 0 | 0 | 13 |
| 4 | Lue Williams | G | 38:29 | 5-11 | 0-2 | 1-2 | 2 | 6 | 8 | 3 | 2 | 11 | 5 | 5 | 2 | 2 | 1 | 23 |
| 11 | Bubu Benjamin | G | 13:03 | 0-3 | 0-1 | 1-2 | 2 | 2 | 4 | 3 | 2 | 1 | 3 | 2 | 1 | 0 | 1 | 6 |
| 13 | Devon Barnes | G | 39:20 | 5-10 | 2-5 | 2-2 | 1 | 1 | 2 | 2 | 1 | 14 | 5 | 3 | 2 | 0 | 2 | 18 |
| 0 | Izzy Miles | | 11:03 | 0-2 | 0-0 | 0-0 | 0 | 0 | 0 | 0 | 0 | 0 | 0 | 1 | 0 | 0 | 0 | 6 |
| 10 | Adam Moussa | | 01:05 | 0-0 | 0-0 | 0-0 | 0 | 0 | 0 | 0 | 0 | 0 | 0 | 2 | 1 | 0 | 0 | -3 |
| 5 | KiAndre Gaddy | | 28:28 | 7-10 | 0-0 | 3-4 | 9 | 5 | 14 | 3 | 4 | 17 | 0 | 1 | 1 | 2 | 2 | 5 |
| 22 | Jalen Thomas | | 03:42 | 0-1 | 0-0 | 0-0 | 0 | 0 | 0 | 2 | 0 | 0 | 0 | 2 | 0 | 0 | 0 | -3 |
| Team | | | | | | | | | | | | 0 | | | 3 | | | |
| Totals | | | | 31-60 | 8-19 | 12-18 | 19 | 28 | 47 | 17 | 13 | 82 | 15 | 26 | 13 | 6 | 6 | 17 |

| Shooting By Period | | |
|---------------------|-------|-------|
| 1 st FG% | 18-38 | 47.4% |
| 3PT% | 5-13 | 38.5% |
| FT% | 3-4 | 75% |
| 2 nd FG% | 13-22 | 59.1% |
| 3PT% | 3-6 | 50.0% |
| FT% | 9-14 | 64.3% |
| GM FG% | 31-60 | 51.7% |
| 3PT% | 8-19 | 42.1% |
| FT% | 12-18 | 66.7% |

Dead Ball Rebounds: 1, 0

Technical Fouls: Williams 1st10:36

FIU - 65

Record: 0-2

| NO. | Name | F | Min | FG | 3P | FT | Rebounds | | | Fouls | | TP | AS | TO | ST | Blocks | | +/- |
|---------------|---------------------|---|-------|-------|------|-------|----------|----|-----|-------|----|----|----|----|----|--------|----|-----|
| | | | | M-A | M-A | M-A | OR | DR | TOT | PF | FD | | | | | BS | BA | |
| 21 | Jonathan Aybar | F | 26:45 | 4-8 | 2-3 | 4-4 | 2 | 3 | 5 | 2 | 4 | 14 | 2 | 5 | 4 | 1 | 0 | 4 |
| 4 | Seth Pinkney | C | 10:56 | 1-2 | 0-0 | 2-2 | 0 | 0 | 0 | 2 | 1 | 4 | 0 | 2 | 0 | 1 | 0 | -15 |
| 1 | Dashon Gittens | G | 34:08 | 2-6 | 1-5 | 3-4 | 1 | 0 | 1 | 4 | 4 | 8 | 2 | 1 | 4 | 0 | 0 | -7 |
| 2 | Arturo Dean | G | 28:01 | 6-12 | 2-6 | 0-0 | 1 | 1 | 2 | 2 | 1 | 14 | 4 | 4 | 3 | 0 | 0 | 1 |
| 23 | Petar Krivokapic | G | 18:41 | 0-5 | 0-4 | 0-0 | 1 | 2 | 3 | 0 | 1 | 0 | 0 | 1 | 1 | 0 | 1 | -23 |
| 3 | Javaunte Hawkins | | 18:39 | 1-5 | 0-4 | 0-0 | 0 | 2 | 2 | 0 | 1 | 2 | 0 | 2 | 1 | 0 | 1 | -21 |
| 11 | Jayden Brewer | | 22:57 | 4-10 | 1-4 | 1-5 | 1 | 3 | 4 | 0 | 3 | 10 | 0 | 4 | 3 | 2 | 3 | -8 |
| 33 | Mohamed Sanogo | | 21:20 | 3-4 | 0-0 | 0-0 | 2 | 1 | 3 | 2 | 0 | 6 | 4 | 0 | 1 | 1 | 1 | -7 |
| 31 | George Pridgett Jr. | | 12:56 | 2-4 | 2-4 | 1-2 | 0 | 1 | 1 | 0 | 1 | 7 | 0 | 1 | 0 | 1 | 0 | -9 |
| 5 | Jaidon Lipscomb | | 05:37 | 0-2 | 0-2 | 0-0 | 0 | 0 | 0 | 1 | 0 | 0 | 2 | 0 | 0 | 0 | 0 | 0 |
| Team | | | | | | | | | | | | 0 | | | 1 | | | |
| Totals | | | | 23-58 | 8-32 | 11-17 | 10 | 15 | 25 | 13 | 16 | 65 | 14 | 21 | 17 | 6 | 6 | -17 |

| Shooting By Period | | |
|---------------------|-------|-------|
| 1 st FG% | 12-27 | 44.4% |
| 3PT% | 3-12 | 25.0% |
| FT% | 11-16 | 68.8% |
| 2 nd FG% | 11-31 | 35.5% |
| 3PT% | 5-20 | 25.0% |
| FT% | 0-1 | 0% |
| GM FG% | 23-58 | 39.7% |
| 3PT% | 8-32 | 25.0% |
| FT% | 11-17 | 64.7% |

Dead Ball Rebounds: 3, 0

Technical Fouls: NONE

| | TSU | FIU |
|------------------|---------------------------|---------------------------|
| Biggest lead | 21 (2 nd 2:19) | 0 (1 st 20:00) |
| Best Scoring Run | 8 (1 st 13:54) | 11 (1 st 1:30) |
| Lead Changes | 0 | |
| Times Tied | 1 | |
| Time with Lead | 38:36 | 00:00 |

| | TSU | FIU |
|---------------|-----|-----|
| Points from | | |
| Turnovers | 24 | 18 |
| Paint | 46 | 30 |
| Second Chance | 19 | 9 |
| Fast Breaks | 9 | 10 |
| Bench | 17 | 25 |

| | Period by Period Scoring | | |
|-----|--------------------------|-----|-----|
| | 1st | 2nd | TOT |
| TSU | 44 | 38 | 82 |
| FIU | 38 | 27 | 65 |





Officials: Ron Groover, Pat Adams, Tony Henderson

FIU - 80

Record: 0-3

| NO. | Name | F/C | Min | FG | | 3P | | FT | | Rebounds | | | Fouls | | TP | AS | TO | ST | Blocks | | +/- |
|---------------|---------------------|-----|-------|-------|-------|-----|----|----|-----|----------|----|----|-------|----|----|----|----|-----|--------|---|-----|
| | | | | M-A | M-A | M-A | OR | DR | TOT | PF | FD | BS | BA | | | | | | | | |
| 21 | Jonathan Aybar | F | 25:50 | 2-4 | 0-2 | 0-0 | 4 | 2 | 6 | 1 | 2 | 4 | 2 | 2 | 2 | 2 | 2 | 2 | 0 | 0 | 4 |
| 4 | Seth Pinkney | C | 17:54 | 3-3 | 0-0 | 1-2 | 3 | 3 | 6 | 2 | 2 | 7 | 2 | 1 | 0 | 1 | 0 | 1 | 0 | 1 | |
| 1 | Dashon Gittens | G | 32:58 | 6-14 | 2-7 | 0-0 | 1 | 1 | 2 | 2 | 0 | 14 | 1 | 1 | 1 | 1 | 0 | 0 | 10 | | |
| 2 | Arturo Dean | G | 28:18 | 7-16 | 3-5 | 2-3 | 1 | 4 | 5 | 2 | 2 | 19 | 6 | 2 | 2 | 2 | 0 | 2 | 1 | | |
| 23 | Petar Krivokapic | G | 26:58 | 1-8 | 0-7 | 0-0 | 1 | 0 | 1 | 1 | 0 | 2 | 2 | 1 | 1 | 1 | 0 | 0 | 1 | | |
| 3 | Javaunte Hawkins | | 15:42 | 4-8 | 3-7 | 0-0 | 0 | 1 | 1 | 0 | 0 | 11 | 0 | 1 | 0 | 0 | 1 | -19 | | | |
| 11 | Jayden Brewer | | 10:48 | 3-6 | 0-1 | 0-0 | 1 | 0 | 1 | 0 | 0 | 6 | 1 | 1 | 0 | 0 | 1 | -19 | | | |
| 33 | Mohamed Sanogo | | 19:47 | 3-5 | 0-0 | 2-3 | 2 | 3 | 5 | 3 | 2 | 8 | 1 | 0 | 0 | 1 | 0 | -5 | | | |
| 12 | Dante Wilcox | | 10:55 | 0-1 | 0-0 | 0-0 | 2 | 1 | 3 | 2 | 0 | 0 | 2 | 0 | 1 | 0 | 0 | -15 | | | |
| 31 | George Pridgett Jr. | | 10:50 | 3-6 | 3-4 | 0-0 | 0 | 1 | 1 | 2 | 1 | 9 | 0 | 0 | 0 | 0 | 1 | 11 | | | |
| Team | | | | | | | | | 1 | 2 | 3 | | | | 0 | 1 | | | | | |
| Totals | | | | 32-71 | 11-33 | 5-8 | 16 | 18 | 34 | 15 | 9 | 80 | 17 | 10 | 7 | 4 | 5 | -6 | | | |

| Shooting By Period | | |
|---------------------|-------|-------|
| 1 st FG% | 15-35 | 42.9% |
| 3PT% | 7-17 | 41.2% |
| FT% | 2-3 | 66.7% |
| 2 nd FG% | 17-36 | 47.2% |
| 3PT% | 4-16 | 25.0% |
| FT% | 3-5 | 60% |
| GM FG% | 32-71 | 45.1% |
| 3PT% | 11-33 | 33.3% |
| FT% | 5-8 | 62.5% |

Dead Ball Rebounds: 1, 0

Technical Fouls::NONE

#12 Miami (FL) - 86

Record: 3-0

| NO. | Name | F/C | Min | FG | | 3P | | FT | | Rebounds | | | Fouls | | TP | AS | TO | ST | Blocks | | +/- |
|---------------|-------------------|-----|-------|-------|-------|-------|----|----|-----|----------|----|----|-------|----|----|----|----|----|--------|----|-----|
| | | | | M-A | M-A | M-A | OR | DR | TOT | PF | FD | BS | BA | | | | | | | | |
| 15 | Norchad Omier | F | 23:33 | 2-6 | 0-1 | 2-2 | 4 | 7 | 11 | 4 | 1 | 6 | 2 | 3 | 2 | 2 | 1 | 2 | 1 | -5 | |
| 0 | Matthew Cleveland | G | 35:18 | 8-10 | 3-3 | 4-5 | 2 | 5 | 7 | 0 | 5 | 23 | 4 | 1 | 0 | 0 | 1 | 5 | | | |
| 4 | Bensley Joseph | G | 37:58 | 6-9 | 4-5 | 2-2 | 0 | 1 | 1 | 2 | 1 | 18 | 4 | 2 | 2 | 1 | 0 | 6 | | | |
| 5 | Wooga Poplar | G | 36:03 | 6-11 | 4-6 | 2-2 | 0 | 6 | 6 | 2 | 3 | 18 | 4 | 5 | 2 | 0 | 1 | 8 | | | |
| 24 | Nijel Pack | G | 36:05 | 7-13 | 2-6 | 1-3 | 0 | 2 | 2 | 1 | 4 | 17 | 5 | 3 | 2 | 0 | 0 | -2 | | | |
| 1 | Michael Nwoko | | 12:37 | 1-1 | 0-0 | 0-0 | 0 | 1 | 1 | 0 | 0 | 2 | 0 | 0 | 0 | 1 | 0 | -3 | | | |
| 7 | Kyshawn George | | 03:55 | 0-2 | 0-0 | 0-0 | 0 | 2 | 2 | 0 | 1 | 0 | 0 | 0 | 0 | 0 | 1 | 8 | | | |
| 3 | Christian Watson | | 06:16 | 0-0 | 0-0 | 0-0 | 0 | 0 | 0 | 0 | 0 | 0 | 1 | 0 | 0 | 0 | 0 | 0 | | | |
| 23 | AJ Casey | | 08:15 | 1-1 | 0-0 | 0-0 | 0 | 1 | 1 | 0 | 0 | 2 | 0 | 0 | 0 | 1 | 0 | 13 | | | |
| Team | | | | | | | | | 1 | 0 | 1 | 0 | | | 0 | | | | | | |
| Totals | | | | 31-53 | 13-21 | 11-14 | 7 | 25 | 32 | 9 | 15 | 86 | 20 | 14 | 8 | 5 | 4 | 6 | | | |

| Shooting By Period | | |
|---------------------|-------|-------|
| 1 st FG% | 15-30 | 50.0% |
| 3PT% | 7-11 | 63.6% |
| FT% | 4-5 | 80% |
| 2 nd FG% | 16-23 | 69.6% |
| 3PT% | 6-10 | 60.0% |
| FT% | 7-9 | 77.8% |
| GM FG% | 31-53 | 58.5% |
| 3PT% | 13-21 | 61.9% |
| FT% | 11-14 | 78.6% |

Dead Ball Rebounds: 0, 0

Technical Fouls::NONE

| | FIU | MIA |
|------------------|----------------------------|---------------------------|
| Biggest lead | 12 (2 nd 16:10) | 17 (1 st 9:56) |
| Best Scoring Run | 17(2 nd 16:10) | 19(2 nd 11:29) |
| Lead Changes | 3 | |
| Times Tied | 2 | |
| Time with Lead | 07:46 | 30:24 |

| Points from | FIU | MIA |
|---------------|-----|-----|
| Turnovers | 20 | 15 |
| Paint | 40 | 26 |
| Second Chance | 24 | 2 |
| Fast Breaks | 2 | 28 |
| Bench | 34 | 4 |

| | Period by Period Scoring | | |
|-----|--------------------------|-----|-----|
| | 1st | 2nd | TOT |
| FIU | 39 | 41 | 80 |
| MIA | 41 | 45 | 86 |





**2022-23 FIU Men's Basketball
Team Game-by-Game
All games**

| Opponent | Date | Score | | Total | | 3-Pointers | | Free throws | | Rebounds | | | | | | | | | | |
|-------------------|------------|-------------|-----|-----------------|-------------|----------------|-------------|----------------|-------------|------------|------------|-------------|-------------|------------|------------|------------|------------|------------|-------------|-------------|
| | | | | FG-FGA | PCT | 3FG-3FGA | PCT | FT-FTA | PCT | OFF | DEF | TOT | AVG | PF | A | TO | BLK | STL | PTS | AVG |
| Houston Christian | 11/07/2022 | 77-66 | W | 33-66 | .500 | 3-16 | .188 | 8-12 | .667 | 12 | 25 | 37 | 37.0 | 8 | 12 | 14 | 8 | 12 | 77 | 77.0 |
| Fla. National | 11/10/2022 | 95-74 | W | 36-68 | .529 | 10-26 | .385 | 13-22 | .591 | 11 | 31 | 42 | 39.5 | 15 | 22 | 13 | 3 | 9 | 95 | 86.0 |
| at NC State | 11/15/2022 | 74-107 | L | 31-58 | .534 | 5-18 | .278 | 7-15 | .467 | 5 | 23 | 28 | 35.7 | 16 | 14 | 22 | 4 | 9 | 74 | 82.0 |
| Bryant | 11/19/2022 | 85-91 | L | 29-63 | .460 | 11-28 | .393 | 16-23 | .696 | 7 | 29 | 36 | 35.8 | 19 | 18 | 18 | 3 | 11 | 85 | 82.8 |
| Stony Brook | 11/23/2022 | 83-50 | W | 31-64 | .484 | 14-38 | .368 | 7-7 | 1.000 | 5 | 33 | 38 | 36.2 | 19 | 23 | 9 | 3 | 13 | 83 | 82.8 |
| Eastern Wash. | 11/27/2022 | 90-79 | W | 32-58 | .552 | 6-19 | .316 | 20-22 | .909 | 8 | 26 | 34 | 35.8 | 19 | 13 | 20 | 5 | 10 | 90 | 84.0 |
| Eastern Mich. | 11/30/2022 | 68-80 | L | 28-57 | .491 | 1-15 | .067 | 11-24 | .458 | 10 | 21 | 31 | 35.1 | 12 | 8 | 13 | 4 | 7 | 68 | 81.7 |
| at FGCU | 12/04/2022 | 65-74 | L | 26-63 | .413 | 4-22 | .182 | 9-15 | .600 | 13 | 23 | 36 | 35.3 | 17 | 9 | 13 | 3 | 8 | 65 | 79.6 |
| at Howard | 12/13/2022 | 59-71 | L | 23-65 | .354 | 7-25 | .280 | 6-10 | .600 | 13 | 24 | 37 | 35.4 | 16 | 11 | 19 | 3 | 9 | 59 | 77.3 |
| at Fla. Atlantic | 12/17/2022 | 53-79 | L | 21-50 | .420 | 1-9 | .111 | 10-14 | .714 | 4 | 22 | 26 | 34.5 | 14 | 4 | 23 | 2 | 11 | 53 | 74.9 |
| UIW | 12/21/2022 | 79-74 | W | 28-54 | .519 | 11-28 | .393 | 12-19 | .632 | 7 | 21 | 28 | 33.9 | 17 | 18 | 17 | 3 | 11 | 79 | 75.3 |
| Florida Col. | 12/29/2022 | 69-64 | W | 26-54 | .481 | 5-23 | .217 | 12-20 | .600 | 7 | 28 | 35 | 34.0 | 18 | 14 | 16 | 5 | 8 | 69 | 74.8 |
| at North Texas | 12/31/2022 | 57-72 | L | 22-49 | .449 | 6-14 | .429 | 7-13 | .538 | 12 | 13 | 25 | 33.3 | 21 | 9 | 16 | 4 | 3 | 57 | 73.4 |
| Charlotte | 01/05/2023 | 62-60 | W | 24-51 | .471 | 4-17 | .235 | 10-12 | .833 | 3 | 26 | 29 | 33.0 | 14 | 7 | 8 | 3 | 7 | 62 | 72.6 |
| UAB | 01/07/2023 | 90-87 | Wot | 31-65 | .477 | 10-27 | .370 | 18-23 | .783 | 13 | 24 | 37 | 33.3 | 13 | 18 | 22 | 4 | 13 | 90 | 73.7 |
| Fla. Atlantic | 01/11/2023 | 73-77 | Lot | 25-60 | .417 | 7-17 | .412 | 16-21 | .762 | 8 | 27 | 35 | 33.4 | 20 | 10 | 11 | 7 | 5 | 73 | 73.7 |
| at Western Ky. | 01/14/2023 | 59-70 | L | 22-62 | .355 | 6-23 | .261 | 9-13 | .692 | 14 | 19 | 33 | 33.4 | 17 | 11 | 13 | 6 | 13 | 59 | 72.8 |
| North Texas | 01/16/2023 | 57-64 | L | 19-40 | .475 | 4-15 | .267 | 15-21 | .714 | 6 | 22 | 28 | 33.1 | 15 | 7 | 16 | 6 | 3 | 57 | 71.9 |
| at UTEP | 01/19/2023 | 61-81 | L | 21-47 | .447 | 8-23 | .348 | 11-14 | .786 | 4 | 15 | 19 | 32.3 | 17 | 7 | 16 | 5 | 5 | 61 | 71.4 |
| at UTSA | 01/21/2023 | 77-72 | W | 28-65 | .431 | 11-33 | .333 | 10-11 | .909 | 9 | 23 | 32 | 32.3 | 20 | 14 | 6 | 7 | 8 | 77 | 71.7 |
| Western Ky. | 01/26/2023 | 78-69 | W | 32-61 | .525 | 10-25 | .400 | 4-5 | .800 | 7 | 18 | 25 | 32.0 | 14 | 15 | 11 | 3 | 11 | 78 | 72.0 |
| Middle Tenn. | 01/28/2023 | 82-74 | W | 28-57 | .491 | 12-23 | .522 | 14-17 | .824 | 11 | 26 | 37 | 32.2 | 18 | 13 | 19 | 2 | 10 | 82 | 72.4 |
| at Charlotte | 02/02/2023 | 57-54 | W | 23-47 | .489 | 4-15 | .267 | 7-10 | .700 | 6 | 23 | 29 | 32.0 | 17 | 10 | 11 | 0 | 6 | 57 | 71.7 |
| at UAB | 02/04/2023 | 72-76 | L | 28-64 | .438 | 6-22 | .273 | 10-17 | .588 | 7 | 21 | 28 | 31.9 | 17 | 14 | 13 | 3 | 14 | 72 | 71.8 |
| Louisiana Tech | 02/09/2023 | 66-62 | W | 22-49 | .449 | 4-18 | .222 | 18-28 | .643 | 8 | 25 | 33 | 31.9 | 19 | 8 | 18 | 4 | 10 | 66 | 71.5 |
| Rice | 02/11/2023 | 78-85 | L | 33-61 | .541 | 4-16 | .250 | 8-9 | .889 | 3 | 23 | 26 | 31.7 | 18 | 9 | 7 | 3 | 5 | 78 | 71.8 |
| at Middle Tenn. | 02/18/2023 | 58-69 | L | 22-57 | .386 | 8-21 | .381 | 6-6 | 1.000 | 11 | 24 | 35 | 31.8 | 21 | 9 | 17 | 3 | 7 | 58 | 71.3 |
| UTEP | 02/23/2023 | 82-87 | L | 32-68 | .471 | 2-12 | .167 | 16-20 | .800 | 16 | 15 | 31 | 31.8 | 23 | 17 | 14 | 6 | 14 | 82 | 71.6 |
| UTSA | 02/25/2023 | 91-95 | L | 29-56 | .518 | 11-18 | .611 | 22-27 | .815 | 8 | 21 | 29 | 31.7 | 23 | 13 | 20 | 4 | 9 | 91 | 72.3 |
| at Louisiana Tech | 03/02/2023 | 76-77 | Lot | 23-60 | .383 | 10-26 | .385 | 20-24 | .833 | 9 | 19 | 28 | 31.6 | 17 | 12 | 14 | 3 | 12 | 76 | 72.4 |
| at Rice | 03/04/2023 | 90-83 | W | 31-63 | .492 | 6-16 | .375 | 22-26 | .846 | 13 | 21 | 34 | 31.6 | 15 | 17 | 10 | 4 | 7 | 90 | 73.0 |
| vs Louisiana Tech | 03/08/2023 | 76-81 | Lot | 28-59 | .475 | 8-23 | .348 | 12-21 | .571 | 5 | 22 | 27 | 31.5 | 18 | 11 | 14 | 5 | 10 | 76 | 73.1 |
| Total | | 2339 | | 867-1861 | .466 | 219-671 | .326 | 386-541 | .713 | 275 | 733 | 1008 | 31.5 | 547 | 397 | 473 | 128 | 290 | 2339 | 73.1 |
| Opponents | | 2404 | | 848-1907 | .445 | 278-765 | .363 | 430-580 | .741 | 414 | 803 | 1217 | 38.0 | 499 | 452 | 528 | 108 | 264 | 2404 | 75.1 |

FIU Averages

| Games Played | Points/game | FG Pct | 3FG Pct | FT Pct | Rebounds/game | Assists/game | Turnovers/game | Assist/Turnover ratio | Steals/game | Blocks/game |
|--------------|-------------|--------|---------|--------|---------------|--------------|----------------|-----------------------|-------------|-------------|
| 32 | 73.1 | 46.6 | 32.6 | 71.3 | 31.5 | 12.4 | 14.8 | 0.8 | 9.1 | 4.0 |





2022-23 FIU Men's Basketball Combined Team Statistics All games

Game Records

| Record | Overall | Home | Away | Neutral |
|----------------|---------|------|------|---------|
| ALL GAMES | 14-18 | 11-7 | 3-10 | 0-1 |
| CONFERENCE | 8-12 | 5-5 | 3-7 | 0-0 |
| NON-CONFERENCE | 6-6 | 6-2 | 0-3 | 0-1 |

Score by Periods

| Team | 1st | 2nd | OT | TOT |
|-----------|------|------|----|------|
| FIU | 1123 | 1182 | 34 | 2339 |
| Opponents | 1114 | 1249 | 41 | 2404 |

Team Box Score

| No. | Player | Overall | | | Total | | 3-Point | | F-Throw | | Rebounds | | | | Other | | | | PTS | AVG | | |
|------------------|--------------------|-----------|-------------|------|-----------------|-------------|----------------|-------------|----------------|-------------|------------|------------|-------------|-------------|------------|----------|------------|------------|------------|------------|-------------|-------------|
| | | GP-GS | MIN | AVG | FG-FGA | FG% | 3FG-3FGA | 3FG% | FT-FTA | FT% | OFF | DEF | TOT | AVG | PF | DQ | A | TO | | | BLK | STL |
| 2 | JONES, Denver | 28-28 | 935:20 | 33.4 | 187-391 | .478 | 59-159 | .371 | 131-155 | .845 | 25 | 82 | 107 | 3.8 | 45 | 1 | 56 | 90 | 1 | 49 | 564 | 20.1 |
| 4 | DEAN, Arturo | 32-23 | 949:45 | 29.7 | 157-361 | .435 | 12-60 | .200 | 55-86 | .640 | 31 | 101 | 132 | 4.1 | 81 | 2 | 122 | 101 | 8 | 81 | 381 | 11.9 |
| 0 | GUADARRAMA, Nick | 24-24 | 615:44 | 25.7 | 65-166 | .392 | 32-92 | .348 | 14-22 | .636 | 24 | 76 | 100 | 4.2 | 55 | 0 | 45 | 44 | 10 | 23 | 176 | 7.3 |
| 1 | GITTENS, Dashon | 30-18 | 659:23 | 22.0 | 79-162 | .488 | 19-53 | .358 | 31-49 | .633 | 21 | 51 | 72 | 2.4 | 68 | 2 | 42 | 43 | 8 | 29 | 208 | 6.9 |
| 23 | KRIVOKAPIC, Petar | 32-18 | 708:36 | 22.1 | 68-159 | .428 | 51-126 | .405 | 33-44 | .750 | 15 | 81 | 96 | 3.0 | 36 | 0 | 17 | 27 | 4 | 15 | 220 | 6.9 |
| 33 | SANOGO, Mohamed | 30-19 | 639:52 | 21.3 | 86-129 | .667 | 0-1 | .000 | 31-61 | .508 | 36 | 84 | 120 | 4.0 | 62 | 0 | 22 | 43 | 37 | 15 | 203 | 6.8 |
| 3 | HAWKINS, Javaunte | 32-9 | 615:52 | 19.2 | 63-183 | .344 | 36-116 | .310 | 22-22 | 1.000 | 11 | 47 | 58 | 1.8 | 32 | 0 | 43 | 31 | 1 | 28 | 184 | 5.8 |
| 21 | WILLIAMS JR., John | 32-8 | 456:09 | 14.3 | 67-152 | .441 | 8-50 | .160 | 26-42 | .619 | 9 | 51 | 60 | 1.9 | 39 | 0 | 24 | 39 | 7 | 21 | 168 | 5.3 |
| 11 | BREWER, Jayden | 19-0 | 163:49 | 8.6 | 36-56 | .643 | 0-6 | .000 | 13-17 | .765 | 9 | 24 | 33 | 1.7 | 8 | 0 | 5 | 7 | 5 | 7 | 85 | 4.5 |
| 44 | PINKNEY, Seth | 31-13 | 475:19 | 15.3 | 47-65 | .723 | 0-0 | .000 | 21-33 | .636 | 22 | 56 | 78 | 2.5 | 82 | 3 | 7 | 13 | 41 | 9 | 115 | 3.7 |
| 12 | WILCOX, Dante | 17-0 | 126:10 | 7.4 | 7-17 | .412 | 0-2 | .000 | 6-6 | 1.000 | 12 | 10 | 22 | 1.3 | 26 | 1 | 6 | 12 | 5 | 3 | 20 | 1.2 |
| 24 | GRANT, Jaden | 23-0 | 140:56 | 6.1 | 5-18 | .278 | 2-5 | .400 | 3-4 | .750 | 3 | 15 | 18 | 0.8 | 12 | 0 | 7 | 6 | 1 | 9 | 15 | 0.7 |
| 25 | WILSON, Cameron | 4-0 | 13:04 | 3.3 | 0-2 | .000 | 0-1 | .000 | 0-0 | .000 | 0 | 1 | 1 | 0.3 | 1 | 0 | 1 | 0 | 0 | 1 | 0 | 0.0 |
| Team | | | | | | | | | | | 57 | 54 | 111 | | | | 17 | | | | | |
| Total | | 32 | 6500 | | 867-1861 | .466 | 219-671 | .326 | 386-541 | .713 | 275 | 733 | 1008 | 31.5 | 547 | 9 | 397 | 473 | 128 | 290 | 2339 | 73.1 |
| Opponents | | 32 | 6500 | | 848-1907 | .445 | 278-765 | .363 | 430-580 | .741 | 414 | 803 | 1217 | 38.0 | 499 | 9 | 452 | 528 | 108 | 264 | 2404 | 75.1 |

Team Statistics

| | FIU | OPP |
|------------------------|-----------------|-----------------|
| Scoring | 2339 | 2404 |
| Points per game | 73.1 | 75.1 |
| Scoring margin | -2.0 | - |
| Field goals-att | 867-1861 | 848-1907 |
| Field goal pct | .466 | .445 |
| 3 point fg-att | 219-671 | 278-765 |
| 3-point FG pct | .326 | .363 |
| 3-pt FG made per game | 6.8 | 8.7 |
| Free throws-att | 386-541 | 430-580 |
| Free throw pct | .713 | .741 |
| F-Throws made per game | 12.1 | 13.4 |
| Rebounds | 1008 | 1217 |
| Rebounds per game | 31.5 | 38.0 |
| Rebounding margin | -6.5 | - |
| Assists | 397 | 452 |
| Assists per game | 12.4 | 14.1 |
| Turnovers | 473 | 528 |
| Turnovers per game | 14.8 | 16.5 |
| Turnover margin | +1.7 | - |
| Assist/turnover ratio | 0.8 | 0.9 |
| Steals | 290 | 264 |
| Steals per game | 9.1 | 8.3 |
| Blocks | 128 | 108 |
| Blocks per game | 4.0 | 3.4 |
| Winning streak | 0 | - |
| Home win streak | 0 | - |
| Attendance | 19094 | 43990 |
| Home games-Avg/Game | 18-1061 | 13-3384 |
| Neutral site-Avg/Game | - | 1-1232 |

Team Results

| Date | Opponent | Score | Att. |
|------------|-------------------|-----------|------|
| 11/07/2022 | Houston Christian | W 77-66 | 1104 |
| 11/10/2022 | Fla. National | W 95-74 | 643 |
| 11/15/2022 | at NC State | L 74-107 | 9543 |
| 11/19/2022 | Bryant | L 85-91 | 573 |
| 11/23/2022 | Stony Brook | W 83-50 | 676 |
| 11/27/2022 | Eastern Wash. | W 90-79 | 456 |
| 11/30/2022 | Eastern Mich. | L 68-80 | 1150 |
| 12/04/2022 | at FGCU | L 65-74 | 2033 |
| 12/13/2022 | at Howard | L 59-71 | 654 |
| 12/17/2022 | at Fla. Atlantic | L 53-79 | 1797 |
| 12/21/2022 | UIW | W 79-74 | 718 |
| 12/29/2022 | Florida Col. | W 69-64 | 848 |
| 12/31/2022 | at North Texas | L 57-72 | 2934 |
| 01/05/2023 | Charlotte | W 62-60 | 819 |
| 01/07/2023 | UAB | Wot 90-87 | 1152 |
| 01/11/2023 | Fla. Atlantic | Lot 73-77 | 2244 |
| 01/14/2023 | at Western Ky. | L 59-70 | 4743 |
| 01/16/2023 | North Texas | L 57-64 | 1183 |
| 01/19/2023 | at UTEP | L 61-81 | 3648 |
| 01/21/2023 | at UTSA | W 77-72 | 1414 |
| 01/26/2023 | Western Ky. | W 78-69 | 1417 |
| 01/28/2023 | Middle Tenn. | W 82-74 | 1311 |
| 02/02/2023 | at Charlotte | W 57-54 | 3073 |
| 02/04/2023 | at UAB | L 72-76 | 5318 |
| 02/09/2023 | Louisiana Tech | W 66-62 | 1170 |
| 02/11/2023 | Rice | L 78-85 | 1292 |
| 02/18/2023 | at Middle Tenn. | L 58-69 | 3911 |
| 02/23/2023 | UTEP | L 82-87 | 1219 |
| 02/25/2023 | UTSA | L 91-95 | 1119 |
| 03/02/2023 | at Louisiana Tech | Lot 76-77 | 2162 |
| 03/04/2023 | at Rice | W 90-83 | 2760 |
| 03/08/2023 | vs Louisiana Tech | Lot 76-81 | 1232 |





2023-24 Houston Christian Men's Basketball Combined Team Statistics All games

Game Records

| Record | Overall | Home | Away | Neutral |
|----------------|---------|------|------|---------|
| ALL GAMES | 0-1 | 0-0 | 0-1 | 0-0 |
| CONFERENCE | 0-0 | 0-0 | 0-0 | 0-0 |
| NON-CONFERENCE | 0-1 | 0-0 | 0-1 | 0-0 |

Score by Periods

| Team | 1st | 2nd | OT | TOT |
|-------------------|-----|-----|----|-----|
| Houston Christian | 18 | 45 | 0 | 63 |
| Opponents | 56 | 54 | 0 | 110 |

Team Box Score

| No. | Player | Total | | | 3-Point | | F-Throw | | Rebounds | | | | PF DQ A TO BLK STL PTS AVG | | | | | | | | | | |
|------------------|--------------------|----------|------------|------|--------------|-------------|--------------|-------------|--------------|-------------|-----------|-----------|----------------------------|-------------|-----------|----------|-----------|-----------|----------|----------|------------|--------------|--|
| | | GP-GS | MIN | AVG | FG-FGA | FG% | 3FG-3FGA | 3FG% | FT-FTA | FT% | OFF | DEF | TOT | AVG | PF | DQ | A | TO | BLK | STL | PTS | AVG | |
| 10 | GREENE, Marcus | 1-1 | 32:34 | 32.6 | 8-15 | .533 | 2-5 | .400 | 0-0 | .000 | 0 | 2 | 2 | 2.0 | 0 | 0 | 1 | 2 | 0 | 0 | 18 | 18.0 | |
| 33 | IMARIAGBE, Michael | 1-1 | 22:54 | 22.9 | 5-7 | .714 | 1-1 | 1.000 | 0-1 | .000 | 1 | 1 | 2 | 2.0 | 3 | 0 | 0 | 1 | 0 | 1 | 11 | 11.0 | |
| 3 | ALVAREZ, Jay | 1-1 | 34:24 | 34.4 | 5-12 | .417 | 0-2 | .000 | 1-4 | .250 | 0 | 6 | 6 | 6.0 | 0 | 0 | 2 | 4 | 0 | 0 | 11 | 11.0 | |
| 2 | BAZIL, Pierce | 1-1 | 34:52 | 34.9 | 4-11 | .364 | 0-4 | .000 | 1-3 | .333 | 0 | 6 | 6 | 6.0 | 0 | 0 | 4 | 2 | 0 | 2 | 9 | 9.0 | |
| 4 | MARING, Bonke | 1-1 | 24:50 | 24.8 | 2-7 | .286 | 0-1 | .000 | 4-4 | 1.000 | 0 | 2 | 2 | 2.0 | 4 | 0 | 1 | 1 | 0 | 1 | 8 | 8.0 | |
| 5 | BAZIL, Porter | 1-0 | 10:58 | 11.0 | 1-2 | .500 | 0-1 | .000 | 0-0 | .000 | 0 | 0 | 0 | 0.0 | 1 | 0 | 0 | 1 | 1 | 0 | 2 | 2.0 | |
| 21 | HUDSON, Nate | 1-0 | 05:33 | 5.5 | 1-1 | 1.000 | 0-0 | .000 | 0-0 | .000 | 0 | 0 | 0 | 0.0 | 0 | 0 | 0 | 0 | 0 | 0 | 2 | 2.0 | |
| 8 | CARPENTER, Bruce | 1-0 | 11:31 | 11.5 | 0-0 | .000 | 0-0 | .000 | 1-2 | .500 | 0 | 2 | 2 | 2.0 | 1 | 0 | 0 | 2 | 0 | 2 | 1 | 1.0 | |
| 24 | ARNOLD, Jake | 1-0 | 06:06 | 6.1 | 0-2 | .000 | 0-1 | .000 | 1-2 | .500 | 0 | 3 | 3 | 3.0 | 2 | 0 | 0 | 0 | 0 | 0 | 1 | 1.0 | |
| 20 | ACHARA, Chigozie | 1-0 | 05:18 | 5.3 | 0-0 | .000 | 0-0 | .000 | 0-0 | .000 | 0 | 0 | 0 | 0.0 | 0 | 0 | 0 | 0 | 0 | 0 | 0 | 0.0 | |
| 11 | MOORE, Tristan | 1-0 | 09:40 | 9.7 | 0-2 | .000 | 0-1 | .000 | 0-0 | .000 | 0 | 0 | 0 | 0.0 | 1 | 0 | 0 | 2 | 0 | 0 | 0 | 0.0 | |
| 0 | GATES, Marques | 1-0 | 01:20 | 1.3 | 0-1 | .000 | 0-0 | .000 | 0-0 | .000 | 0 | 0 | 0 | 0.0 | 0 | 0 | 0 | 0 | 0 | 0 | 0 | 0.0 | |
| Team | | | | | | | | | | | | 2 | 2 | | | | | | | | | | |
| Total | | 1 | 200 | | 26-60 | .433 | 3-16 | .188 | 8-16 | .500 | 1 | 24 | 25 | 25.0 | 12 | 0 | 8 | 15 | 1 | 6 | 63 | 63.0 | |
| Opponents | | 1 | 200 | | 40-84 | .476 | 15-43 | .349 | 15-18 | .833 | 21 | 38 | 59 | 59.0 | 17 | 0 | 27 | 9 | 1 | 7 | 110 | 110.0 | |

Team Statistics

| | HCU | OPP |
|------------------------|--------------|--------------|
| Scoring | 63 | 110 |
| Points per game | 63.0 | 110.0 |
| Scoring margin | -47.0 | - |
| Field goals-att | 26-60 | 40-84 |
| Field goal pct | .433 | .476 |
| 3 point fg-att | 3-16 | 15-43 |
| 3-point FG pct | .188 | .349 |
| 3-pt FG made per game | 3.0 | 15.0 |
| Free throws-att | 8-16 | 15-18 |
| Free throw pct | .500 | .833 |
| F-Throws made per game | 8.0 | 15.0 |
| Rebounds | 25 | 59 |
| Rebounds per game | 25.0 | 59.0 |
| Rebounding margin | -34.0 | - |
| Assists | 8 | 27 |
| Assists per game | 8.0 | 27.0 |
| Turnovers | 15 | 9 |
| Turnovers per game | 15.0 | 9.0 |
| Turnover margin | -6.0 | - |
| Assist/turnover ratio | 0.5 | 3.0 |
| Steals | 6 | 7 |
| Steals per game | 6.0 | 7.0 |
| Blocks | 1 | 1 |
| Blocks per game | 1.0 | 1.0 |
| Winning streak | 0 | - |
| Home win streak | 0 | - |
| Attendance | 0 | 13130 |
| Home games-Avg/Game | 0-0 | 1-13130 |
| Neutral site-Avg/Game | - | 0-0 |

Team Results

| Date | Opponent | | Score | Att. |
|------------|----------|---|--------|-------|
| 11/06/2023 | at BYU | L | 63-110 | 13130 |





2023-24 Houston Christian Men's Basketball
Team Game-by-Game
All games

| Opponent | Date | Score | L | Total | | 3-Pointers | | Free throws | | Rebounds | | | | | | | | | | |
|--------------|------------|-----------|---|--------------|-------------|-------------|-------------|-------------|-------------|----------|-----------|-----------|-------------|-----------|----------|-----------|----------|----------|-----------|-------------|
| | | | | FG-FGA | PCT | 3FG-3FGA | PCT | FT-FTA | PCT | OFF | DEF | TOT | AVG | PF | A | TO | BLK | STL | PTS | AVG |
| at BYU | 11/06/2023 | 63-110 | L | 26-60 | .433 | 3-16 | .188 | 8-16 | .500 | 1 | 24 | 25 | 25.0 | 12 | 8 | 15 | 1 | 6 | 63 | 63.0 |
| Total | | 63 | | 26-60 | .433 | 3-16 | .188 | 8-16 | .500 | 1 | 24 | 25 | 25.0 | 12 | 8 | 15 | 1 | 6 | 63 | 63.0 |
| Opponents | | 110 | | 40-84 | .476 | 15-43 | .349 | 15-18 | .833 | 21 | 38 | 59 | 59.0 | 17 | 27 | 9 | 1 | 7 | 110 | 110.0 |

Houston Christian Averages

| Games Played | Points/game | FG Pct | 3FG Pct | FT Pct | Rebounds/game | Assists/game | Turnovers/game | Assist/Turnover ratio | Steals/game | Blocks/game |
|--------------|-------------|--------|---------|--------|---------------|--------------|----------------|-----------------------|-------------|-------------|
| 1 | 63.0 | 43.3 | 18.8 | 50.0 | 25.0 | 8.0 | 15.0 | 0.5 | 6.0 | 1.0 |

