

UTEP MINERS FOOTBALL '23

UTEP at FIU | 5:30 p.m. MT | Wednesday, Oct. 11 | FIU Football Stadium (20,000) | Miami, Fla.



TUNE IN

TV: ESPN2

John Schriffen (PxP)
Cole Cubelic (Analyst)



TV: Spanish Language Broadcast



RADIO: 600 ESPN

Jon Teicher (PxP)
Cole Freytag (Analyst)
Mando Medina (Sideline)



COACHING STAFF

Dana Dimel, Head Coach
Scotty Ohara, Off. Coord./WRs/QBs*
Bradley Dale Peveto, Def. Coord./LBs
Aaron Price, Special Teams Coord.
Matt Wallerstedt, Assoc. HC/DL
Barrick Nealy, Asst. HC/Running Backs
Dante Barnett, Secondary/Safeties
Josh Brown, Def. Pass Game Coord.*
Drew Liddle, Tight Ends/Fullbacks
Mike Simmonds, Offensive Line
James Bain, OL/Sp. Teams Asst.
** Indicates in the booth*

TABLE OF CONTENTS

Media Information	2
Rosters	3-4
Depth Chart	5
Game Notes	6-9
Head Coach Dana Dimel	10-11
2023 Statistics	12-15
2023 Start Chart	16
Game-by-Game Stats	17-18
Single-Game Career Highs	19-20
2023 Game Recaps	21-23

THE VENUE

Stadium: FIU Football Stadium
Capacity: 20,000
Surface: Field Turf

ATHLETIC COMMUNICATIONS

Drew Bonney (Primary)

Assistant AD/Communications
O: 915.747.7447
C: 915.309.4478
Email: arbonney@utep.edu

Mark Brunner (Secondary)

Associate Director/Communications
Email: mbrunner@utep.edu

GAME 7 AT FIU



UTEP Miners (1-5, 0-2 Conference USA)

Head Coach: Dana Dimel (Kansas State, 1986)

Career Record: 49-83 (12th season)

Record at UTEP: 18-45 (6th season)

Home: 1-2 | **Road:** 0-3 | **Neutral:** 0-0 | **Streak:** L4



FIU Panthers (3-3, 0-3 Conference USA)

Head Coach: Mike MacIntyre (Arkansas, 1974)

Career Record: 53-76 (11th season)

Record at FIU: 7-11 (2nd season)

Home: 2-1 | **Road:** 1-2 | **Neutral:** 0-0 | **Streak:** L2

MINERS AT A GLANCE

UTEP TO FACE CUSA FOE FIU WEDNESDAY NIGHT ON ESPN2

UTEP will look for its first Conference USA win when the Miners take the road at FIU on Wednesday night in FIU Football Stadium. The Miners and Panthers are set for a 5:30 p.m. MT/7:30 ET kickoff, while the contest will air on 600 ESPN El Paso and will be nationally televised on ESPN2. The Miners are playing their first Wednesday regular-season game since Oct. 21, 2009 and third since 1931.

» MR. 500

Longtime "Voice of the Miners" **Jon Teicher** will hit a milestone when he calls his 500th UTEP football game at FIU.

» KNIGHT TIME

LB **Tyrice Knight** leads FBS with 76 tackles and 53 solo stops, while he ranks no. 2 nationally at 12.7 tackles per game.

» TACKLE MACHINE

LB **Tyrice Knight** has recorded double-digit tackles in five of six games this season after posting 10 against LA Tech.

» VYING TO BECOME SACK KING

DE **Praise Amaewhule** has 19.5 career sacks, needing one to break the all-time school record of 20.0.

» IN THE TOP 10

RB **Deion Hankins**, after gaining 83 yards vs. LA Tech, ranks 10th on the program's all-time rushing list with 2,172 yards.

» VICIOUS VAUGHN

DE **Kanious Vaughn** recorded his first career sack and forced fumble against LA Tech.

» CONSECUTIVE STARTS

Senior RG **Elijah Klein** has started the last 44 games in a row on the offensive line.

» LAST MEETING

UTEP defeated FIU, 40-6, last season as the Miners halted a three-game losing streak against the Panthers.

SERIES BREAKDOWN

SERIES INFORMATION

Overall:	FIU leads 3-2
in El Paso:	UTEP leads 2-1
in Miami:	FIU leads 2-0
Neutral:	-
Postseason:	-
Most UTEP Points:	40 (UTEP, 40-6, 2022)
Most FIU Points:	52 (FIU, 52-12, 2015)
Most Combined PTS:	64 (FIU, 52-12, 2015)
Biggest UTEP Win:	34 (40-6, 2022)
Biggest FIU Win:	40 (52-12, 2015)
First Meeting:	UTEP won 33-10 in El Paso (11.16.2013)
Last Meeting:	UTEP won 40-6 in El Paso (11.19.2022)
Streak:	UTEP, W1

C-USA STANDINGS

TEAM	C-USA	OVERALL
Liberty	3-0	5-0
Jax State	3-0	5-1
WKU	2-0	4-2
LA Tech	2-1	3-4
NM State	1-1	3-3
Sam Houston	0-1	0-4
Middle Tennessee	0-2	1-5
UTEP	0-2	1-5
FIU	0-3	3-3

2023 SCHEDULE & RESULTS



@Jax State*
Aug. 26
Jacksonville, Fla.
CBSSN
L, 14-17



UW
Sept. 2
El Paso, Texas
ESPN+
W, 28-14



@Northwestern
Sept. 9
Evanston, Ill.
Big Ten Network
L, 7-38



@Arizona
Sept. 16
Tucson, Ariz.
Pac 12 Network
L, 10-31



UNLV
Sept. 23
El Paso, Texas
ESPN+
L, 28-45



LA Tech*
Sept. 29
El Paso, Texas
CBSSN
L, 10-24



@FIU*
Oct. 11
Miami, Fla.
ESPN2
5:30 PM MT



NM State*
Oct. 18
El Paso, Texas
ESPN2
7:00 PM MT



@Sam Houston*
Oct. 25
Huntsville, Texas
ESPN2
6:00 PM MT



WKU*
Nov. 4
El Paso, Texas
ESPN Platform
7:00 PM MT



@ MT*
Nov. 18
Murfreesboro, Tenn.
ESPN Platform
12:00 PM MT



Liberty*
Nov. 25
El Paso, Texas
STADIUM
1:30 PM MT

UTEP FOOTBALL WEEKLY SCHEDULE

6 FRI	7 SAT	8 SUN	9 MON	10 TUES	11 WED	12 THUR
<p>Practice (Glory Field) 9-10:35 a.m. (Only players available at the LKD following practice)</p> <p>Coach Dimel Press Conference 2:30 p.m. MT LKD Hall of Champions</p>	<p>Practice (Glory Field) 9-11 a.m. (Players & coach available following practice)</p>	<p>Practice (Sun Bowl) 9-11 a.m. (Players & coach available following practice)</p>	<p>Practice (Sun Bowl) 9-11 a.m. (Players & coach available following practice)</p>	No Availability	<p>GAME DAY UTEP at FIU 5:30 PM MT FIU Football Stadium</p> <p>POSTGAME Coach Dimel and student-athletes will be available following the conclusion of the game.</p>	No Availability

MONDAY PRESS CONFERENCES

Head coach Dana Dimel will meet with the media at 2:30 p.m. MT every Monday prior to a game in the Hall of Champions at the Larry K. Durham Center. **Audio and a short transcription from the press conference will be emailed out to media on Monday afternoons.**

PRACTICE COVERAGE

In addition to Monday's press conference, UTEP student-athletes and coaches are available for interviews following practice on Tuesday, Wednesday and Thursday of game week. All interview requests must be directed to the UTEP Athletic Communications Office at least 24 hours in advance. **Please send all requests via email to arbonney@utep.edu.**

COACH/PLAYER AVAILABILITY

Members of the UTEP coaching staff are available during the designated days and times throughout the year. Select players are also available during the designated days and times.

SOCIAL MEDIA

UTEP fans can access the most in-depth information regarding all the University's programs through social media opportunities available online.

Twitter – Members of the UTEP Athletic Communications department will be tweeting throughout the year with the latest news and in-game score updates. To follow them, simply find them on Twitter.

@UTEPFB – Direct reports from football practices, games and more.

MEDIA INFORMATION

COLLEGEPRESSBOX.COM

Collegepressbox is the official media website for Division I football. Access and download game notes, quotes, statistics, media guides, headshots, logos and more for all FBS schools, conferences, postseason games, awards and the College Football Playoff. For access, please register for an account at collegepressbox.com/register.

DAILY MEDIA AVAILABILITY

The following is a general weekly schedule of media availability for the UTEP football team. Members of the media are expected to adhere to these policies at all times. All interview requests should be made to UTEP Assistant Athletic Director/Communications Drew Bonney at least 24 hours in advance. All media availability times are subject to change. Please contact Drew Bonney for any changes in the schedule.

Monday: UTEP's weekly press conference starts with statements from head coach Dana Dimel beginning at approximately 2:30 p.m. MT every Wednesday in the month of October prior to a game.

Monday-Wednesday: Practice will be held from 9-11 a.m. Coaches and players are available following the conclusion of practice.

Saturday and Sunday: No availability.

Friday: Postgame availability only. Head coach Dana Dimel and select student-athletes will be available for interviews following the conclusion of the game. The UTEP locker room, home or away, is **CLOSED** to the media at all times.

For games in El Paso, all UTEP postgame press conferences will be held after each game following a 10-minute cooling off period. No in-person interviews will be allowed on the field with players and/or coaches immediately following games. Coach Dimel and select players will be available in the press conference following games.

CONFERENCE USA FOOTBALL COACHES' TRANSCRIPTS

Conference USA schools will submit transcripts of weekly press conferences each week to CollegePressBox.com.

INTERVIEW REQUESTS

All interview requests must be made at least 24 hours in advance and must be submitted to Drew Bonney at arbonney@utep.edu.

NUMERICAL ROSTER

NO.	PLAYER	POS	HT	WT	CL/EXP	HOMETOWN/H.S./PREVIOUS SCHOOL	NO.	PLAYER	POS	HT	WT	CL/EXP	HOMETOWN/H.S./PREVIOUS SCHOOL
0	Ballard, Jeremiah	WR	6-3	205	R-So./1L	Houston, Texas/Dobie HS	32	Johnson, Ilijah	CB	5-11	170	R-So./1L	Maricopa, Ariz./Maricopa HS
0	Westmoreland, Maurice	DE	6-2	235	Jr./1L	Houston, Texas/Kilgore College	33	McIver-Brown, Dresden	DT	6-0	259	R-So./0L	Selma, Texas/Veterans Memorial HS
1	Odums, AJ	CB	5-11	175	Jr./TR	Houston, Texas/New Mexico	34	Johnson, Xavier	RB	5-11	205	Fr./HS	El Paso, Texas/Hanks HS
1	Smith, Tyrin	WR	5-7	170	Sr./2L	Cibolo, Texas/Cisco College	34	Liggins, Kiante	LB	6-0	236	R-So./0L	El Paso, Texas/Andress HS
2	Hardison, Gavin	QB	6-3	215	R-Sr./3L	Hobbs, N.M./NMMI	35	Essih, Zachary	FB	5-8	213	R-Fr./RS	Arlington, Texas/Mansfield Timberview HS
2	Hylton, Kobe	S	6-0	205	Jr./1L	Snellville, Ga./Louisiana	35	Guerrero, Jaime	S	6-1	185	R-Fr./RS	El Paso, Texas/Eastlake HS
3	Hankins, Deion	RB	6-0	226	R-Jr./3L	El Paso, Texas/Parkland HS	36	Flabiano, Buzz	K/P	6-0	175	R-Fr./RS	Plano East, Texas/Plano East HS
3	Williams-Evans, Jaleal	S	6-1	200	So./TR	Berkeley, Calif./College of San Francisco	37	Tejada, Angelo	LS	5-11	222	Jr./3L	San Antonio, Texas/Converse Judson HS
4	Akharaiyi, Kelly	WR	6-1	194	R-Jr./1L	Irvine, Texas/Tyler JC	38	Oaxaca, Yamil	WR	6-0	185	Fr./TR	El Paso, Texas/UTPB
4	Wilson Jr., Jerome	LB	6-2	229	R-So./1L	Etiwanda, Calif./Etiwanda HS	39	Hancock, Josh	LS	5-9	185	R-So./0L	El Paso, Texas/Coastal Christian Homeschool
5	Burgess Jr., Torrance	RB	5-6	175	R-So./1L	Pearland, Texas/Dawson HS/Tyler JC	39	Shivers, Brandon	CB	6-1	192	R-Jr./TR	Scottsdale, Ariz./NM State
5	Neal, James	LB	6-0	223	R-Jr./RS	Paris, Texas/Paris HS/Tyler JC	40	Bibler, Chase	DL	6-4	260	Jr./TR	Fresno, Calif./Fresno City College
6	McNamara, Jake	QB	5-11	189	R-Fr./RS	Franklin, Tenn./Page HS	41	Mauro, Dylan	P	6-3	175	Fr./HS	Allen, Texas/Allen HS
6	Rudolph, Jalen	DT	6-0	266	R-Jr./3L	Baton Rouge, La./Junipero Serra HS	42	Hall, Jake	LB	6-2	230	Jr./TR	San Juan Capistrano, Calif./Orange Coast Coll.
7	Bellon, Marcus	WR	5-9	180	Jr./1L	Truckee, Calif./Santa Barbara CC	43	Huebner, Julian	TE	6-1	246	R-Jr./1L	El Paso, Texas/Chapin HS
7	Johnson, Kadarion	DL	6-1	300	Jr./TR	Houston, Texas/Kilgore College	43	Taueli, Osaiaisi	DE	6-1	234	R-So./1L	Mesa, Ariz./Mesa HS
8	Richardson, Torey	CB	6-0	183	R-Jr./1L	Tomball, Texas/Blinn JC	44	Madden, Dimitri	DL	6-3	287	Jr./TR	Lewisham, London, England/NMMI
8	White, Emari	WR	6-0	185	R-So./RS	Antelope, Calif./Center/Sierra College	46	Duff, Justin	LS	6-4	235	Jr./TR	San Pablo, Calif./Contra Costa College
9	Clarke, Jostein	WR	6-3	195	R-Jr./1L	Prosper, Texas/Tyler JC	48	Melucci, Julian	K	5-7	160	Fr./HS	El Paso, Texas/Eastlake HS
9	Moore, Trez	CB	6-1	192	Jr./1L	St. Louis, Mo./Iowa Western CC	49	Ramos, Mark	K	5-8	194	R-Jr./2L	El Paso, Texas/Andress HS
10	Hurley, Kevin	QB	6-3	233	R-Jr./0L	Walnut, Miss./NE Mississippi CC	50	Tafuna, Tevita	DT	6-1	277	R-Sr./2L	East Palo Alto, Calif./College of San Mateo
10	Knight, Tyrice	LB	6-2	235	R-Sr./3L	Lakeland, Fla./Independence CC	53	Diaz, Valentino	DE	6-2	228	R-Fr./RS	Boca Raton, Fla./Boca Raton HS
11	McConnell, Cade	QB	6-1	195	R-So./0L	Los Alamitos, Calif./Cerritos College	53	Escobar, Ivan	OL	6-2	289	R-So./0L	El Paso, Texas/NNM State
11	Moore, Oscar	S	6-1	208	Jr./TR	Eaton, Texas/Kilgore College	54	Hubbard, Steven	OL	6-3	314	R-Sr./2L	Houston, Texas/Kilgore College
12	Gardere, Javoni	WR	6-0	195	R-So./TR	Dublin, Calif./Diablo Valley College	54	Stewart, Keenan	DT	6-1	294	R-Sr./3L	Cedar Rapids, Iowa/Iowa Western CC
12	Huge, Trejon	S	6-0	181	Sr./2L	Mansfield, Texas/Cisco College	55	Pongia, TangiTangi	OL	6-3	290	Jr./TR	San Diego, Calif./Cisco College
13	Hunter, Jayce	S	6-0	185	Jr./TR	Mission Viejo, Calif./Saddleback College	56	Aranda, Luis Carlos	OL	6-1	295	R-Fr./0L	El Paso, Texas/Franklin HS
13	Sloan, Joshua	P	6-2	189	Jr./3L	Melbourne, Australia/ProKick Australia	58	Toney, Jaquan	OL	6-4	301	Jr./TR	Huntsville, Ala./NE Mississippi CC
14	Boyd-Matthews, Amier	QB	6-1	180	R-Fr./RS	Tempe, Ariz./Mountain Pointe HS	59	Pitts III, Otis	OL	6-3	345	R-Jr./1L	Grand Prairie, Texas/Cisco College
14	Rodriguez, Zach	CB	6-3	195	R-So./0L	El Paso, Texas/El Paso HS	60	Immediato, Joseph	OL	6-4	338	R-So./1L	El Paso, Texas/Eastwood HS
15	Spriggs, Dre	WR	6-2	180	R-So./TR	San Antonio, Texas/UTSA	62	Duran, Jael	OL	6-2	275	R-Fr./RS	El Paso, Texas/El Paso HS
15	Thompson, Bryton	DE	6-1	246	Sr./1L	Harker Heights, Texas/Blinn College	63	Beltran, Rolando	OL	6-3	295	R-Fr./TR	El Paso, Texas/NNMU
16	Mouser, Seth	QB	6-5	200	Fr./HS	Bastrop, Texas/Bastrop HS	64	Luke, Sedrick	OL	6-2	309	R-Jr./RS	North Highlands, Calif./American River College
16	Williams, Tyler	S	6-0	195	R-So./1L	Santa Maria, Calif./St. Joseph HS	65	Garnett, Jagves	DL	6-5	358	R-Sr./2L	Cedar Rapids, Iowa/Ellsworth CC
17	Ezinwa, Judah	TE	6-3	240	So./TR	Fontana, Calif./Mt. SAC	66	Mayers, Justin	OL	6-3	309	R-Jr./3L	Frisco, Texas/Reedy HS
17	Phillips, Josh	LB	6-3	220	Jr./TR	Grenada, Miss./Mississippi Gulf Coast	68	Henry, Zuri	OL	6-6	293	R-Sr./4L	Dallas, Texas/Wylie HS
18	Burris III, John	CB	6-0	176	R-So./0L	Mesquite, Texas/Mesquite Horn HS	69	Lightfoot, Joey	DL	6-4	300	Fr./HS	College Station, Texas/A&M Consolidated
18	Gonzales, Ryan	WR	5-8	169	So./0L	El Paso, Texas/Eastwood HS	70	Utley, Jake	OL	6-6	315	Fr./HS	College Station, Texas/College Station HS
19	Harris, Caden	WR	5-10	170	Fr./HS	Round Rock, Texas/Stony Point HS	71	Scalise, Nick	OL	6-6	308	Jr./TR	El Dorado Hills, Calif./Sierra College
19	Robinson, Viontay	DE	6-1	250	Jr./TR	Waco, Texas/Navarro College	72	McDuffie III, Tyrone D.	OL	6-4	300	Fr./HS	El Paso, Texas/Parkland HS
20	Byrd, Kenny	LB	6-0	225	Jr./TR	York, S.C./NE Mississippi CC	74	Henry, Azizi	OL	6-4	297	R-So./0L	Wylie, Texas/Wylie HS
20	Triche, Daryon	RB	5-9	190	R-So./TR	Cedar Hill, Texas/Sam Houston	75	Meyer, Andrew	OL	6-3	302	R-Sr./4L	San Marcos, Calif./San Marcos HS
21	Cameron, Stefan	CB	5-11	185	Jr./TR	St. Louis, Mo./Foothill College	76	Licon, Eduardo	OL	6-4	290	Fr./HS	El Paso, Texas/Chapin HS
21	Dumas, Aaron	RB	5-9	208	R-So./TR	El Paso, Texas/Washington	77	Barton, AJ	OL	6-5	280	Fr./HS	Garland, Texas/Lakeview Centennial HS
22	Allen, Josiah	DB	5-10	179	Jr./1L	Elk Grove, Calif./Sacramento City College	78	Nkele, Aluma	OL	6-6	355	R-So./RS	Gardena, Calif./Long Beach City College
22	Jolly, Ezell	RB	6-1	175	Fr./HS	Missouri City, Texas/Ridge Point HS	79	Klein, Elijah	OL	6-4	319	R-Sr./4L	Mt. Baldy, Calif./Upland HS
23	Amaewhule, Praise	DE	6-3	250	R-Sr./4L	Katy, Texas/Katy Taylor HS	80	Weng, Jackson	WR	6-2	195	Fr./HS	Orange, Calif./Orange Lutheran HS
23	McNamara, Kyle	WR	5-8	184	R-Fr./0L	Reno, Nev./WKU	81	Bost, Jalile	WR	5-11	180	Fr./HS	El Paso, Texas/Pebble Hills HS
24	Broussard, Mckel	S	6-0	192	R-Jr./3L	Sherman Oaks, Calif./Notre Dame HS	82	Vinson, Marcus	TE	6-4	255	So./TR	Duncanville, Texas/Kilgore College
24	Franklin, Mike	RB	6-2	225	Jr./TR	Daphne, Ala./Contra Costa College	83	Muhammad, Jamal	WR	6-2	170	R-Fr./TR	Fort Worth, Texas/Dunbar HS
25	Dye, Josiah	S	6-1	185	Fr./HS	Gilbert, Ariz./Williams Field HS	84	Boyd, Elijah	TE	6-4	250	So./TR	Fairfield, Calif./Contra Costa College
26	Russell, Lantz	S	6-3	197	Jr./TR	Riverside, Calif./Mt. SAC	86	Flores, Lucas	WR	6-2	184	R-So./0L	El Paso, Texas/Ysleta HS
27	Burns, Davis	S	6-0	192	R-So./1L	El Paso, Texas/Coronado HS	87	Fryar, Zach	TE	6-1	240	R-Sr./3L	Venice, Fla./NMMI
27	Dye, Joshua	RB	5-11	202	Fr./HS	Gilbert, Ariz./Williams Field HS	88	Seib, Luke	TE	6-4	222	R-Fr./RS	Blue Springs, Mo./Blue Springs South HS
28	Simmons, Xavier	LB	6-1	220	R-So./0L	Prince George, Md./Parkland HS	89	Camacho Jr., Juan	TE	6-6	248	R-So./0L	El Paso, Texas/Bowie HS
28	Walker, Cartraven	RB	5-6	175	R-Jr./1L	Mansfield, Texas/Cisco College	90	Thompson, RaQuan	DL	6-3	285	Jr./TR	Killeen, Texas/Blinn JC
29	Muhammad, Atiq	CB	6-2	187	R-Fr./RS	Rockford, Ill./Guilford HS	92	Granados, Dante	DT	6-0	283	R-Fr./0L	El Paso, Texas/Chapin HS
30	Dyman, Nate	LB	6-2	223	Jr./TR	Missouri City, Texas/Blinn College	97	Vaughn, Kaniou	DE	6-2	223	So./TR	San Clemente, Calif./Saddleback College
30	Whitaker, Michael	WR	5-9	170	R-Fr./TR	Katy, Texas/James E. Taylor HS	98	Va'a, Logologo	DT	6-3	292	R-Fr./RS	Santa Barbara, Calif./Bishop Garcia HS
31	Wann, Matt	DE	6-2	235	Jr./TR	Fullerton, Calif./Santa Ana College	99	Tonga'uihoga, Sione	DT	6-0	295	Jr./3L	Tempe, Ariz./Tempe HS
32	Heckaman, Kheagian	TE	6-1	220	R-Fr./TR	Hampshire, Texas/NM State							

COACHING STAFF

Dana Dimel – Head Coach
 Scotty Ohara – Offensive Coordinator/WRs/QBs
 Bradley Dale Peveto – Defensive Coordinator/LBs
 Aaron Price – Special Teams Coordinator
 Matt Wallerstedt – Assoc. Head Coach/DLine/def. run game coord.
 Dante Barnett – Secondary/Safeties
 Josh Brown – Defensive Pass Game Coordinator
 Barrick Nealy – Assistant Head Coach/Running Backs
 Drew Little – Tight Ends/Fullbacks
 Mike Simmons – Offensive Line
 James Bain – Offensive Line/Special Teams Assistant
 Tramaine Thompson – Quality Control
 Ryan Alexander – Quality Control
 Winston Dimel – Graduate Assistant (Offense)
 Seth Newsome – Graduate Assistant (Defense)
 Nick Ast – Graduate Assistant (Offense)

PRONUNCIATIONS

Kelly AKHARAIYI	Ah-CAR-ee	Joseph IMMEDIATO	E-me-d-ah-to
Praise AMAEWHULE	Ah-May-Who-lay	TYRICE Knight	Tie-Reece
AMIER Boyd-Matthews	A-meer	ATIQU Muhammad	Ah-Teek
JOSTEIN Clarke	Joss-Teen	Aluma NKELE	N-Kelly
Zachary ESSIH	Eh-C	TEVITA TAFUNA	Tuh-VEE-tuh Tuh-Foo-nuh
Judah EZINWA	Eh-Zen-Wah	OSAIAISI TAUUELI	O-C-Ah-C Taw-Eli
JAVONI GARDERE	Jah-Von-nee Gar-Deer	ANGELO TEJADA	Tay-hah-duh
Dante GRANADOS	Gruh-nah-dose	Luke SEIB	Sibe
Deion HANKINS	Hane-kins	Brandon SHIVERS	Shy-Vers
AZIZI Henry	Ah-zee-zee	NICK SCALISE	Ska-lease
ZURI Henry	Zur-ee	SIONE TONGA-UIHA	See-on-ee Tonga-who-uh
Trejon HUGUE	Hue-Gee	Logologo VA'A	VAH'ah
Kobe HYLTON	Hilton (Like the Hotel)	KANIOUS Vaughn	Kah-nye-us

ALPHABETICAL ROSTER

NO.	PLAYER	POS	HT	WT	CL/EXP	HOMETOWN/H.S./PREVIOUS SCHOOL
4	Akharaiyi, Kelly	WR	6-1	194	R-Jr./1L	Irving, Texas/Tyler JC
22	Allen, Josiah	DB	5-10	179	Jr./1L	Elk Grove, Calif./Sacramento City College
23	Amawehule, Praise	DE	6-3	250	R-Sr./4L	Katy, Texas/Katy Taylor HS
56	Aranda, Luis Carlos	OL	6-1	295	R-Fr./0L	El Paso, Texas/Franklin HS
0	Ballard, Jeremiah	WR	6-3	205	R-So./1L	Houston, Texas/Dobie HS
77	Barton, AJ	OL	6-5	280	Fr./HS	Garland, Texas/Lakeview Centennial HS
7	Bellon, Marcus	WR	5-9	180	Jr./1L	Truckee, Calif./Santa Barbara CC
63	Beltran, Rolando	OL	6-3	295	R-Fr./TR	El Paso, Texas/NMHU
40	Bibler, Chase	DL	6-4	260	Jr./TR	Fresno, Calif./Fresno City College
81	Bost, Jalile	WR	5-11	180	Fr./HS	El Paso, Texas/Pebble Hills HS
84	Boyd, Elijah	TE	6-4	250	So./TR	Fairfield, Calif./Contra Costa College
14	Boyd-Matthews, Amier	CB	6-1	180	R-Fr./RS	Tempe, Ariz./Mountain Pointe HS
24	Broussard, McKel	S	6-0	192	R-Jr./3L	Sherman Oaks, Calif./Notre Dame HS
5	Burgess Jr., Torrance	RB	5-6	175	R-So./1L	Pearland, Texas/Dawson HS/Tyler JC
27	Burns, Davis	S	6-0	192	R-So./1L	El Paso, Texas/Coronado HS
18	Burriss III, John	CB	6-0	176	R-So./0L	Mesquite, Texas/Mesquite Horn HS
20	Byrd, Kenny	LB	6-0	225	Jr./TR	York, S.C./NE Mississippi CC
89	Camacho Jr., Juan	TE	6-6	248	R-So./0L	El Paso, Texas/Bowie HS
21	Cameron, Stefan	CB	5-11	185	Jr./TR	St. Louis, Mo./Foothill College
9	Clarke, Jostein	WR	6-3	195	R-Jr./1L	Prosper, Texas/Tyler JC
53	Diaz, Valentino	DE	6-2	228	R-Fr./RS	Boca Raton, Fla./Boca Raton HS
46	Duff, Justin	LS	6-4	235	Jr./TR	San Pablo, Calif./Contra Costa College
21	Dumas, Aaron	RB	5-9	208	R-So./TR	El Paso, Texas/Washington
62	Duran, Jael	OL	6-2	275	R-Fr./RS	El Paso, Texas/El Paso HS
27	Dye, Joshua	RB	5-11	202	Fr./HS	Gilbert, Ariz./Williams Field HS
25	Dye, Josiah	S	6-1	185	Fr./HS	Gilbert, Ariz./Williams Field HS
30	Dyman, Nate	LB	6-2	223	Jr./TR	Missouri City, Texas/Blinn College
53	Escobar, Ivan	OL	6-2	289	R-So./0L	El Paso, Texas/NM State
35	Essih, Zachary	FB	5-8	213	R-Fr./RS	Arlington, Texas/Mansfield Timberview HS
17	Ezinwa, Judah	TE	6-3	240	So./TR	Fontana, Calif./Mt. SAC
36	Flabiano, Buzz	K/P	6-0	175	R-Fr./RS	Plano East, Texas/Plano East HS
86	Flores, Lucas	WR	6-2	184	R-So./0L	El Paso, Texas/Ysleta HS
24	Franklin, Mike	RB	6-2	225	Jr./TR	Daphne, Ala./Contra Costa College
87	Fryar, Zach	TE	6-1	240	R-Sr./3L	Venice, Fla./NMMI
12	Gardere, Javoni	WR	6-0	195	R-So./TR	Dublin, Calif./Diablo Valley College
65	Garnett, Jayves	DL	6-5	358	R-Sr./2L	Cedar Rapids, Iowa/Ellsworth CC
18	Gonzales, Ryan	WR	5-8	169	So./0L	El Paso, Texas/Eastwood HS
92	Granados, Dante	DT	6-0	283	R-Fr./0L	El Paso, Texas/Chapin HS
35	Gruenero, Jaime	S	6-1	185	R-Fr./RS	El Paso, Texas/Eastlake HS
42	Hall, Jake	LB	6-2	230	Jr./TR	San Juan Capistrano, Calif./Orange Coast Coll.
39	Hancock, Josh	LS	5-9	185	R-So./0L	El Paso, Texas/Coastal Christian Homeschool
3	Hanks, Deion	RB	6-0	226	R-Jr./3L	El Paso, Texas/Parkland HS
2	Hardison, Gavin	QB	6-3	215	R-Sr./3L	Hobbs, N.M./NMMI
19	Harris, Caden	WR	5-10	170	Fr./HS	Round Rock, Texas/Stony Point HS
32	Heckaman, Kheagian	TE	6-1	220	R-Fr./TR	Hampshire, Texas/NM State
74	Henry, Azizi	OL	6-4	297	R-So./0L	Wylie, Texas/Wylie HS
68	Henry, Zuri	OL	6-6	293	R-Sr./4L	Dallas, Texas/Wylie HS
54	Hurlbert, Steven	OL	6-3	314	R-Sr./2L	Houston, Texas/Kilgore College
12	Hugue, Trejon	S	6-0	181	Sr./2L	Mansfield, Texas/Cisco College
13	Hunter, Jayce	S	6-0	185	Jr./TR	Mission Viejo, Calif./Saddleback College
10	Hurley, Kevin	QB	6-3	233	R-Jr./2L	Walnut, Miss./NE Mississippi CC
2	Hylton, Kobe	S	6-0	205	Jr./1L	Snellville, Ga./Louisiana
60	Immediato, Joseph	OL	6-4	338	R-So./1L	El Paso, Texas/Eastwood HS
32	Johnson, Iijah	CB	5-11	170	R-So./1L	Maricopa, Ariz./Maricopa HS
7	Johnson, KD	DL	6-1	300	Jr./TR	Houston, Texas/Kilgore College
34	Johnson, Xavier	RB	5-11	205	Fr./HS	El Paso, Texas/Hanks HS
22	Jolly, Ezell	RB	6-1	175	Fr./HS	Missouri City, Texas/Ridge Point HS
79	Klein, Elijah	OL	6-4	319	R-Sr./4L	Mt. Baldy, Calif./Upland HS
10	Knight, Tyrice	LB	6-2	235	R-Sr./3L	Lakeland, Fla./Independence CC
76	Licon, Eduardo	OL	6-4	290	Fr./HS	El Paso, Texas/Chapin HS
34	Liggins, Kiante	LB	6-0	236	R-So./0L	El Paso, Texas/Andress HS

NO.	PLAYER	POS	HT	WT	CL/EXP	HOMETOWN/H.S./PREVIOUS SCHOOL
69	Lightfoot, Joey	DL	6-4	300	Fr./HS	College Station, Texas/A&M Consolidated
43	Lopez, Julian	TE	6-1	246	R-Jr./1L	El Paso, Texas/Chapin HS
64	Luke, Sedrick	OL	6-2	309	R-Jr./RS	North Highlands, Calif./American River College
44	Madden, Dimitri	DL	6-3	287	Jr./TR	Lewisham, London, England/NMMI
41	Mauro, Dylan	P	6-3	175	Fr./HS	Allen, Texas/Allen HS
66	Mayers, Justin	OL	6-3	309	R-Jr./3L	Frisco, Texas/Reedy HS
11	McConnell, Cade	QB	6-1	195	R-So./0L	Los Alamitos, Calif./Cerritos College
72	McDuffie III, Tyrone D.	OL	6-4	300	Fr./HS	El Paso, Texas/Parkland HS
33	McIver-Brown, Dresden	DT	6-0	259	R-So./0L	Selma, Texas/Veterans Memorial HS
6	McNamara, Jake	QB	5-11	189	R-Fr./RS	Franklin, Tenn./Page HS
23	McNamara, Kyle	WR	5-8	184	R-Fr./0L	Nashville, Tenn./WKU
48	Melucci, Julian	K	5-7	160	Fr./HS	El Paso, Texas/Eastlake HS
75	Meyer, Andrew	OL	6-3	302	R-Sr./4L	San Marcos, Calif./San Marcos HS
11	Moore, Oscar	S	6-1	208	Jr./TR	Eaton, Texas/Kilgore College
9	Moore, Trez	CB	6-1	192	Jr./1L	St. Louis, Mo./Iowa Western CC
16	Mouser, Seth	QB	6-5	210	Fr./HS	Bastrop, Texas/Bastrop HS
29	Muhammad, Atiq	CB	6-2	187	R-Fr./RS	Rockford, Ill./Guilford HS
83	Muhammad, Jamal	WR	6-2	170	R-Fr./TR	Fort Worth, Texas/Dunbar HS
5	Neal, James	LB	6-0	223	R-Jr./RS	Paris, Texas/Paris HS/Tyler JC
78	Nkele, Aluma	OL	6-6	355	R-So./RS	Gardena, Calif./Long Beach City College
38	Oaxaca, Yamil	WR	6-0	185	Fr./TR	El Paso, Texas/UTPB
1	Odums, AJ	CB	5-11	175	Jr./TR	Houston, Texas/New Mexico
17	Phillips, Josh	LB	6-3	220	Jr./TR	Grenada, Miss./Mississippi Gulf Coast
59	Phits III, Otis	OL	6-3	345	R-Jr./1L	Grand Prairie, Texas/Cisco College
55	Pongia, Tangi/Tangi	OL	6-3	290	Jr./TR	San Diego, Calif./Cisco College
49	Ramos, Mark	K	5-8	194	R-Jr./2L	El Paso, Texas/Andress HS
8	Richardson, Torey	CB	6-0	183	R-Jr./1L	Tomball, Texas/Blinn JC
19	Robinson, Viontay	DE	6-1	250	Jr./TR	Waco, Texas/Navarro College
14	Rodriguez, Zach	QB	6-3	195	R-So./0L	El Paso, Texas/El Paso HS
6	Rudolph, Jalen	DT	6-0	266	R-Jr./3L	Baton Rouge, La./Junipero Serra HS
26	Russell, Lantz	S	6-3	197	Jr./TR	Riverside, Calif./Mt. SAC
71	Scalise, Nick	OL	6-6	308	Jr./TR	El Dorado Hills, Calif./Sierra College
88	Seib, Luke	TE	6-4	222	R-Fr./RS	Blue Springs, Mo./Blue Springs South HS
39	Shivers, Brandon	CB	6-1	192	R-Jr./TR	Scottsdale, Ariz./NM State
28	Simmons, Xavier	LB	6-1	220	R-So./0L	Prince George, Md./Parkland HS
13	Sloan, Joshua	P	6-2	189	Jr./3L	Melbourne, Australia/ProKick Australia
1	Smith, Tyrin	WR	5-7	170	Sr./2L	Cibola, Texas/Cisco College
15	Spriggs, Dre	WR	6-2	180	R-So./TR	San Antonio, Texas/UTSA
54	Stewart, Keenan	DT	6-1	294	R-Sr./3L	Cedar Rapids, Iowa/Iowa Western CC
50	Tafuna, Tevita	DT	6-1	277	R-Sr./2L	East Palo Alto, Calif./College of San Mateo
43	Taueli, Osaiaisi	DE	6-1	234	R-So./1L	Mesa, Ariz./Mesa HS
37	Tejada, Angelo	LS	5-11	222	Jr./3L	San Antonio, Texas/Converse Judson HS
15	Thompson, Bryton	DE	6-1	246	Sr./1L	Harker Heights, Texas/Blinn College
90	Thompson, RaQuan	DL	6-3	285	Jr./TR	Killeen, Texas/Blinn JC
58	Toney, Jaquan	OL	6-4	301	Jr./TR	Huntsville, Ala./NE Mississippi CC
99	Tonga'uiha, Sione	DT	6-0	295	Jr./3L	Tempe, Ariz./Tempe HS
20	Triche, Daryon	RB	5-9	190	R-So./TR	Cedar Hill, Texas/Sam Houston
70	Utey, Jake	OL	6-6	315	Fr./HS	College Station, Texas/College Station HS
98	Va'a, Logologo	DT	6-3	292	R-Fr./RS	Santa Barbara, Calif./Bishop Garcia HS
97	Vaughn, Kaniou	DE	6-2	223	So./TR	San Clemente, Calif./Saddleback College
82	Vinson, Marcus	TE	6-4	255	So./TR	Duncanville, Texas/Kilgore College
28	Walker, Cartraven	RB	5-6	175	R-Jr./1L	Mansfield, Texas/Cisco College
31	Wann, Matt	DE	6-2	235	Jr./TR	Fullerton, Calif./Santa Ana College
80	Weng, Jackson	WR	6-2	195	Fr./HS	Orange, Calif./Orange Lutheran HS
0	Westmoreland, Maurice	DE	6-2	235	Jr./1L	Houston, Texas/Kilgore College
30	Whitaker, Michael	WR	5-9	170	R-Fr./TR	Katy, Texas/James E. Taylor HS
8	White, Emari	WR	6-0	185	R-So./RS	Antelope, Calif./Center/Sierra College
16	Williams, Tyler	S	6-0	195	R-So./1L	Santa Maria, Calif./St. Joseph HS
3	Williams-Evans, Jaleal	S	6-1	200	So./TR	Berkeley, Calif./College of San Francisco
4	Wilson Jr., Jerome	LB	6-2	229	R-So./1L	Etiwanda, Calif./Etiwanda HS

COACHING STAFF

Dana Dimel – Head Coach
 Scotty Ohara – Offensive Coordinator/WRs/QBs
 Bradley Dale Peveto – Defensive Coordinator/LBs
 Aaron Price – Special Teams Coordinator
 Matt Wallerstedt – Assoc. Head Coach/DLine/def. run game coord.
 Dante Barnett – Secondary/Safeties
 Josh Brown – Defensive Pass Game Coordinator
 Barrick Nealy – Assistant Head Coach/Running Backs
 Drew Little – Tight Ends/Fullbacks
 Mike Simmons – Offensive Line
 James Bain – Offensive Line/Special Teams Assistant
 Tramaine Thompson – Quality Control
 Ryan Alexander – Quality Control
 Winston Dimel – Graduate Assistant (Offense)
 Seth Newsome – Graduate Assistant (Defense)
 Nick Ast – Graduate Assistant (Offense)

PRONUNCIATIONS

Kelly AKHARAIYI	Ah-CAR-ee	Joseph IMMEDIATO	E-me-d-ah-to
Praise AMAEWHULE	Ah-May-Who-lay	TYRICE Knight	Tie-Reece
AMIER Boyd-Matthews	A-meer	ATIQU Muhammad	Ah-Teek
JOSTEIN Clarke	Joss-Teen	Aluma NKELE	N-Kelly
Zachary ESSIH	Eh-C	TEVITA TAFUNA	Tuh-VEE-tuh Tuh-Foo-nuh
Judah EZINWA	Eh-Zen-Wah	OSAIAISI TAUUELI	O-C-Ah-C Taw-Eli
JAVONI GARDERE	Jah-Von-nee Gar-Deer	Angelo TEJADA	Tay-hah-duh
Dante GRANADOS	Gruh-nah-dose	Luke SEIB	Sibe
Deion HANKINS	Hane-kins	Brandon SHIVERS	Shy-Vers
AZIZI Henry	Ah-zee-zee	Nick SCALISE	Ska-lease
ZURI Henry	Zur-ee	SIONE TONGA-UIHA	Tay-on-ee Tonga-who-uh
Trejon HUGUE	Hue-Ge	Logologo VA'A	VAH'ah
Kobe HYLTON	Hilton (Like the Hotel)	KANIOUS Vaughn	Kah-nye-us

UTEP DEPTH CHART

GAME 7 (at FIU)

OFFENSE

LT	54	Steven Hubbard	6-3	314	R-Sr.	2L	Houston, Texas	(Kilgore College)	14 Career Starts (25 app.)
	74	Azizi Henry	6-4	297	R-So.	0L	Wylie, Texas	(Wylie HS)	0 Career Starts (5 app.)
LG	66	Justin Mayers	6-3	309	R-Jr.	3L	Frisco, Texas	(Reedy HS)	18 Career Starts (29 app.)
	60	Joseph Immediato	6-4	338	R-So.	1L	El Paso, Texas	(Eastwood HS)	0 Career Starts (12 app.)
C	75	Andrew Meyer	6-3	302	R-Sr.	4L	San Marcos, Calif.	(San Marcos HS)	37 Career Starts (48 app.)
	53	Ivan Escobar	6-2	289	R-So.	0L	El Paso, Texas	(NM State)	0 Career Starts (6 app.)
RG	79	Elijah Klein	6-4	319	R-Sr.	4L	Mt. Baldy, Calif.	(Upland HS)	49 Career Starts (51 app.)
	59	Otis Pitts III	6-3	345	R-So.	0L	Grand Prairie, Texas	(Cisco College)	0 Career Starts (11 app.)
RT	68	Zuri Henry	6-6	293	R-Sr.	4L	Dallas, Texas	(Wylie HS)	31 Career Starts (48 app.)
	78	Aluma Nkele	6-6	355	R-So.	RS	Gardena, Calif.	(Long Beach City College)	1 Career Starts (9 app.)
TE	87	Zach Fryar	6-1	240	R-Sr.	3L	Venice, Fla.	(NMML)	9 Career Start (35 app.)
	82	Marcus Vinson	6-4	255	So.	TR	Duncanville, Texas	(Kilgore College)	1 Career Start (6 app.)
WR	7	Marcus Bellon	5-9	180	Jr.	1L	Dallas, Texas	(Santa Barbara CC)	1 Career Starts (15 app.)
	9	Jostein Clarke	6-3	195	R-Jr.	1L	Prosper, Texas	(Tyler JC)	0 Career Starts (14 app.)
WR	1	Tyrin Smith	5-7	170	Sr.	2L	Cibolo, Texas	(Cisco College)	20 Career Starts (29 app.)
	8	Emari White	6-0	185	Jr.	0L	Antelope, Calif.	(Sierra College)	0 Career Starts (5 app.)
WR	4	Kelly Akharaiyi	6-1	194	R-Jr.	1L	Irving, Texas	(Tyler JC)	12 Career Starts (18 app.)
	0	Jeremiah Ballard	6-3	205	R-So.	1L	Houston, Texas	(Dobie HS)	4 Career Starts (21 app.)
RB	3	Deion Hankins	6-0	226	R-Jr.	3L	El Paso, Texas	(Parkland HS)	11 Career Starts (39 app.)
	5	Torrance Burgess Jr.	5-6	175	R-So.	1L	Pearland, Texas	(Tyler JC)	1 Career Starts (8 app.)
-or-	24	Mike Franklin	6-2	225	Jr.	TR	Daphne, Ala.	(Contra Costa College)	0 Career Starts (4 app.)
FB	43	Julian Lopez	6-1	246	R-Jr.	1L	El Paso, Texas	(Chapin HS)	3 Career Starts (10 app.)
	84	Elijah Boyd	6-4	250	So.	TR	Fairfield, Calif.	(Contra Costa College)	1 Career Starts (3 app.)
QB	2	Gavin Hardison	6-3	215	R-Sr.	3L	Hobbs, N.M.	(NMML)	35 Career Starts (37 app.)
	11	Cade McConnell	6-1	195	R-So.	0L	Los Alamitos, Calif.	(Cerritos College)	0 Career Starts (1 app.)
-or-	10	Kevin Hurley	6-3	233	R-Jr.	0L	Walnut, Miss.	(NE Mississippi CC)	1 Career Start (3 app.)
-or-	6	Jake McNamara	5-11	189	R-Fr.	RS	Franklin, Tenn.	(Page HS)	0 Career Starts (2 app.)

DEFENSE

DE	0	Maurice Westmoreland	6-2	235	Jr.	1L	Houston, Texas	(Kilgore College)	6 Career Starts (18 app.)
	97	Kanious Vaughn	6-2	223	So.	TR	San Clemente, Calif.	(Saddleback College)	0 Career Starts (6 app.)
DT	90	RaQuan Thompson	6-3	285	Jr.	TR	Killeen, Texas	(Blinn JC)	0 Career Starts (5 app.)
	6	Jalen Rudolph	6-0	266	R-Jr.	3L	Baton Rouge, La.	(Junipero Serra HS)	0 Career Starts (26 app.)
-or-	98	Logologo Va'a	6-3	292	R-Fr.	RS	Santa Barbara, Calif.	(Bishop Garcia HS)	0 Career Starts (5 app.)
DT	54	Keenan Stewart	6-1	294	R-Sr.	3L	Cedar Rapids, Iowa	(Iowa Western CC)	37 Career Starts (38 app.)
	99	Sione Tonga'uuiha	6-0	295	Jr.	3L	Tempe, Ariz.	(Tempe HS)	2 Career Starts (36 app.)
DE	23	Praise Amaewhule	6-3	250	R-Sr.	4L	Katy, Texas	(Katy Taylor HS)	47 Career Starts (55 app.)
	7	KD Johnson	6-1	300	Jr.	TR	Houston, Texas	(Kilgore College)	0 Career Starts (6 app.)
	40	Chase Bibler	6-4	260	Jr.	TR	Fresno, Calif.	(Fresno City College)	0 Career Starts (5 app.)
MIKE	10	Tyrice Knight	6-2	235	R-Sr.	3L	Lakeland, Fla.	(Independence CC)	37 Career Starts (39 app.)
	42	Jake Hall	6-2	230	Jr.	TR	San Juan Capistrano, Calif.	(Orange Coast College)	0 Career Starts (2 app.)
WILL	5	James Neal	6-0	223	R-Jr.	1L	Paris, Texas	(Tyler JC)	6 Career Starts (22 app.)
	20	Kenny Byrd	6-0	225	Jr.	TR	York, S.C.	(NE Mississippi CC)	0 Career Starts (6 app.)
CB	8	Torey Richardson	6-0	183	R-Jr.	1L	Tomball, Texas	(Blinn JC)	6 Career Starts (19 app.)
	32	Ilijah Johnson	5-11	170	R-Fr.	RS	Maricopa, Ariz.	(Maricopa HS)	10 Career Starts (18 app.)
FS	16	Tyler Williams	6-0	195	R-So.	1L	Santa Maria, Calif.	(St. Joseph HS)	1 Career Start (22 app.)
-or-	12	Trejon Hugue	6-0	181	Sr.	2L	Mansfield, Texas	(Cisco College)	2 Career Starts (23 app.)
-or-	11	Oscar Moore	6-1	208	Jr.	TR	Eaton, Texas	(Kilgore College)	1 Career Starts (5 app.)
SS	2	Kobe Hylton	6-0	205	Jr.	1L	Snellville, Ga.	(Louisiana)	16 Career Start (16 app.)
	27	Davis Burns	6-0	192	R-So.	1L	El Paso, Texas	(Coronado HS)	0 Career Starts (19 app.)
NICK	22	Josiah Allen	5-10	179	Jr.	1L	Elk Grove, Calif.	(Sacramento City College)	7 Career Starts (17 app.)
	32	Ilijah Johnson	5-11	170	R-Fr.	RS	Maricopa, Ariz.	(Maricopa HS)	10 Career Starts (18 app.)
CB	1	AJ Odums	5-11	175	Jr.	TR	Houston, Texas	(New Mexico)	6 Career Starts (6 app.)
-or-	14	Amier Boyd-Matthews	6-1	180	R-Fr.	RS	Maricopa, Ariz.	(Maricopa HS)	3 Career Starts (10 app.)

SPECIAL TEAMS

K	36	Buzz Flabiano	6-0	175	R-Fr.	RS	Plano East, Texas	(Plano East HS)	6 Career Appearances
	49	Mark Ramos	5-8	194	R-So.	1L	El Paso, Texas	(Andress HS)	33 Career Appearances
P	13	Joshua Sloan	6-2	189	Jr.	3L	Melbourne, Australia	(ProKick Australia)	39 Career Appearances
LS	37	Angelo Tejada	5-11	222	Jr.	3L	San Antonio, Texas	(Converse Judson HS)	39 Career Appearances
	39	Josh Hancock	5-9	185	R-So.	0L	El Paso, Texas	(Coastal Christian Home School)	0 Career Appearances
H	49	Mark Ramos	5-8	194	R-Jr.	2L	El Paso, Texas	(Andress HS)	33 Career Appearances
KR	1	Tyrin Smith	5-7	170	Sr.	2L	Cibolo, Texas	(Cisco College)	29 Career Appearances
-and-	7	Marcus Bellon	5-9	180	So.	TR	Truckee, Calif.	(Santa Barbara CC)	15 Career Appearances
PR	7	Marcus Bellon	5-9	180	So.	TR	Truckee, Calif.	(Santa Barbara CC)	15 Career Appearances
	1	Tyrin Smith	5-7	170	Sr.	2L	Cibolo, Texas	(Cisco College)	29 Career Appearances

MINER NOTABLES

WHERE TO WATCH & LISTEN

The contest will be nationally televised on ESPN2 with John Schriffen (play-by-play) and Cole Cubelic (analysis) calling the action. The game will air on 600 ESPN El Paso with "The Voice of the Miners" **Jon Teicher** calling play-by-play in his 43rd season. Teich' is joined by former UTEP WR **Cole Freytag** (2012, 2014-16) in the booth providing analysis in his second season and **Mando Medina** reporting from the sidelines. The action can also be heard on the UTEP Miners app.

SERIES VS. FIU

FIU leads the all-time series 3-2, however the Miners defeated the Panthers 40-7 in last season's "Senior Day" contest. UTEP rushed for 335 yards on 61 attempts (5.5 avg.) led by RB/WR **Reynaldo Flores's** 128 yards and two touchdowns. RB **Ronald Awatt** added 84 on the ground, while RB **Deion Hankins** gained 81 yards. WR **Kelly Akharaiyi** had a career day, posting a career-high 99 yards on three catches including a 68-yard touchdown from QB **Calvin Brownholtz**, who also added a rushing TD and 31 yards rushing. The Panthers are 2-0 versus the Miners in Miami, winning 54-12 in 2015 and 32-17 in 2019. UTEP won the first ever meeting 33-10 during the 2013 season.

ABOUT FIU

The Panthers are coming off a 34-17 loss at NM State on Wednesday, Oct. 4. The second consecutive loss dropped FIU's overall mark to 3-3 and 0-3 in Conference USA action. FIU defeated UConn 24-17 on Sept. 16, while also defeating North Texas 46-39 on Sept. 9. The Panthers are averaging just over 20 points per game and giving up over 27 a contest. FIU is averaging 328.8 yards of total offense led by WR Kris Mitchell's CUSA-best 550 yards on 31 receptions (17.7 avg.) and four touchdowns. Mitchell ranks seventh nationally in receiving yards. RB Shomari Lawrence leads the team with 323 yards rushing (5.8 avg.) and has three rushing scores. RB Kejon Owens ranks second with 215 yards on the ground and three touchdowns. QB Keyone Jenkins is responsible for eight touchdowns (five pass, three rush). He's thrown for 1,250 yards and has rushed for 117 yards. LB Donovan Manuel is one of CUSA's leading tacklers with 63. He ranks second behind UTEP's Tyrice Knight and is third nationally. Manuel also ranks tied first in FBS with four forced fumbles.

FIRST WEDNESDAY GAME SINCE '09

UTEP will be playing on a Wednesday night for the first time since hosting Tulsa on Oct. 21, 2009 in the Sun Bowl. The Miners defeated the Golden Hurricane 28-24 on national television. The Miners also played a regular-season Wednesday game on Nov. 11, 1931 in a 14-12 win over Texas Tech in El Paso.

MR. 500

Longtime "Voice of the Miners" **Jon Teicher** will hit a milestone moment that few broadcasters dare to dream of when he calls his 500th UTEP football game at FIU on Wednesday. The legendary play-by-play man is in his 43rd season behind the mic for the Orange and Blue. A 2001 inductee into the El Paso Athletic Hall of Fame, he was also honored in New York City in December of 2017 as the recipient of the Chris Schenkel Award by the National Football Foundation, for a long and distinguished career broadcasting college football by the National Football Foundation.

TORRANCE TEARING IT UP

RB **Torrance Burgess Jr.** rushed for a career-high 99 yards on 19 attempts (5.2 avg.) and a touchdown against UNLV on Sept. 23. Burgess Jr. added 30 yards on a trio of catches and 54 yards on kickoff returns. Burgess's 183 all-purpose yards is also a career best. Burgess Jr. capped a 75-yard, seven-play drive with an 11-yard TD rush to get the Miners within seven points coming out of the locker room after halftime.

SEEKING FIRST WIN IN "SUNSHINE STATE"

UTEP will be shooting for its first ever victory in the state of Florida on Wednesday. The Miners are 0-2 at FIU, 0-2 at Florida Atlantic, 0-2 at UCF and 0-1 at South Florida. A triumph would also mark the Orange and Blue's second win in program history in the Eastern Time Zone. Last year, UTEP won a shootout at Charlotte, 41-35, on Oct. 1 to improve to 1-26-1 all-time in the situation.

EARLY OCTOBER SUCCESS

UTEP will be looking to win its first game in the month of October for the third straight season. Last year, the Miners had a historic 41-35 victory at Charlotte on Oct. 1 while knocking off Old Dominion, 28-21, in the Sun Bowl on Oct. 2, 2021.

ALL-PURPOSE BURGESS

RB **Torrance Burgess Jr.** ranks second on the team with 366 yards on 67 carries (5.5 avg.) and has scored a pair of touchdowns. Burgess Jr. ranks second in CUSA with 614 all-purpose yards and 102.3 all-purpose yards per game. He also ranks second in the league with 82 total plays. He's added 117 receiving yards on eight receptions (14.6 avg.).

BELLON BACK IN THE MIX

WR/PR **Marcus Bellon** made his way back onto the gridiron after missing the previous three contests. Bellon tallied 50 yards on four receptions versus UNLV with a long catch of 20 yards. He followed with 35 yards on three receptions against LA Tech.

BACK ON TRACK

RB **Deion Hankins**, after averaging 23.0 yards rushing the previous three games, led the Miners with 83 yards on the ground on 15 carries (5.5 avg.). Hankins leads UTEP with 380 yards on 73 carries (5.2 avg.). He ranks fourth in Conference USA in rushing yards (380) and third in rushing yards per game (63.3).

TOP 10 IN RUSHING YARDS

RB **Deion Hankins**, after rushing for a team-high 83 yards against LA Tech, now has 2,172 yards in his career and moved past **Fred Wendt** (2,166 yards) for no. 10 on the program's all-time rushing list. **Pug Gabrel** ranks ninth with 2,321 yards on the ground.

HANKINS'S CAREER NIGHT

RB **Deion Hankins** rushed for a career-high 174 yards on a career-most 24 attempts in UTEP's win over UIW. All of Hankins's carries went forward as he netted 174 yards rushing. His previous best was 138 against FAU last season. He's the second Miner ever to rush for 174 yards as **Lee Cargile** did it against West Virginia in 1950.

ANOTHER ONE

RB **Deion Hankins** added his sixth-career 100-yard rushing game when he hit a career-high 174 against UIW. Hankins rushed for 138 yard against FAU and 112 at Charlotte last season. His first 100-yard game came in the 2020 season opener against SFA with 113. Hankins also rushed for 118 yards at ULM and 119 at Charlotte in 2020.

TOP 10 IN RUSHING TOUCHDOWNS

RB **Deion Hankins** scored his 19th-career touchdown on a one-yard rush to cap the first half at Jax State. Hankins is now ranked tied ninth with three other Miners (**Toraino Singleton**, **Clovis Riley**, **Ken Heine-man**) and on the program's all-time list. **Owen Price** and **Donald Buckram** rank tied seventh with 21 rushing touchdowns each. **Fred Wendt** (23 TD), **Howard Jackson** (25 TD), **Marcus Thomas** (26 TD), **Pug Gabrel** (27 TD), **Aaron Jones** (33 TD) and **John Harvey** (42 TD) round out the top 10.

MINER NOTABLES

JAKE'S FIRST TD

QB **Jake McNamara** scored on a two-yard rush against LA Tech, as the redshirt freshman recorded his first career touchdown. McNamara finished with 15 yards on four attempts and completed a nine-yard pass. McNamara saw his first collegiate action at Northwestern on Sept. 9, throwing for 23 yards on two completions.

FIRST CAREER START

QB **Kevin Hurley** made his first career start under center against LA Tech. The redshirt junior finished with a career-high 37 yards on 12 rush attempts. Hurley added 44 yards on four completions.

GOING DEEP DOWN THE DEPTH CHART

Due to injuries, the Miners have had two quarterbacks (**Gavin Hardison** and **Kevin Hurley**) start games on the year and four different signal callers (**Cade McConnell**, Hardison, Hurley and **Jake McNamara**) complete at least three passes. UTEP hadn't called on four QBs in a season since 2017 with **Zack Greenlee**, **Kavika Johnson** (primarily a WR that year who only threw one pass), **Ryan Metz** and **Mark Torrez**. You have to go back a decade (2013) to find the last occasion that the Miners had four quarterbacks (**Mack Leftwich**, **Jameill Showers**, **Garrett Simpson** and **Blaire Sullivan**) attempt more than one pass on the campaign.

TOUCHDOWNS RESPONSIBLE FOR

QB **Gavin Hardison** rushed for two touchdowns and threw another against UNLV. The redshirt senior now has 43 career touchdowns responsible for. Hardison now ranks sixth moving past QB John Rayborn (40), RB Aaron Jones (41) and RB John Harvey (42) on the program's all-time list. QB Rocky Perez ranks fifth with 46, while QB Sammy Garza is fourth with 47.

MOVING UP THE PASSING TD LIST

QB **Gavin Hardison** has 40 career touchdown passes after tossing one at NU. He ranks fourth on the program's top-10 list. **Billy Stevens** ranks third with 51 passing scores.

WHERE HARDISON RANKS

QB **Gavin Hardison** has 7,963 yards passing in his career along with 1,061 passing attempts and 570 completions. He ranks third in all three categories on the program's top 10 lists. **Trevor Vittatoe** (12,439 yards/1,641 attempts/914 completions) and **Jordan Palmer** (11,084 yards/1,427 attempts/851 completions) rank no. 1 and 2 in each respective category.

GLIMPSE OF THE FUTURE

Freshman RB **Ezell Jolly** hauled in his first career catch, a 20-yard gain at Arizona. Jolly added a pair of rushing attempts for 10 yards. He recorded a career-high 30 yards of total offense on three touches. Jolly has rushed for 23 yards in 2023.

CONSECUTIVE STARTS ON THE O-LINE

Senior RG **Elijah Klein** has started the last 44 games in a row on the offensive line. The string of consecutive contests started on Nov. 2, 2019 at North Texas.

VAST EXPERIENCE IN THE TRENCHES

The UTEP offensive line returns five starters which has combined for 144 starts. C **Andrew Meyer**, a redshirt senior, has made 37 career starts at center. RG **Elijah Klein**, another redshirt senior, has earned 49 career starts on the line, which includes 47 at right guard and a pair at left tackle. LG **Justin Mayers**, a redshirt junior, has 18 career starts. RT **Zuri Henry**, a redshirt senior, has 31 career starts, while playing in a total of 47 contests. LT **Steven Hubbard** has appeared in 24 career contests with 14 starts during his career at UTEP. OL **Nkele Aluma** made his first career start at RT at Arizona in place of Hubbard. Henry started at LT against the Wildcats.

#2 LUKE LAUFENBERG #LiveLikeLuke

The UTEP football team will continue to pay tribute to the late Luke Laufenberg throughout the 2023 season. Laufenberg passed away at the age of 21 on Thursday, Aug. 22, 2019 after battling cancer for two years. A tight end from Argyle, Texas, Laufenberg joined the Miners for 2019 spring ball after playing at Mesa Community College in 2017. UTEP players have worn black "LUKE" stickers on their helmets since the start of the 2019 season. Junior QB Gavin Hardison will wear his #2 Laufenberg jersey throughout the season. Justin Garrett was the first Miner to don the #2 jersey during the 2020 season and continued the trend in 2021. Laufenberg played his senior season at Argyle Liberty Christian High School in Argyle, Texas, where he was named 2016 Offensive Newcomer of the Year and honorable mention All-District. He initially walked on at Texas A&M before continuing his football career at Mesa Community College, where he appeared in six games prior to being diagnosed with Burkitt lymphoma.



2023 "UTEP Football with Dana Dime!" Radio Show Dates/Locations

Tuesday, Aug. 22 (5:30-6:30 pm)	Hudson's Grill
Tuesday, Aug. 29 (6-7 pm)	TBD
Tuesday, Sept. 5 (5:30-6:30pm)	Rudy's
Tuesday, Sept. 12 (5:30-6:30pm)	Hudson's Grill
Tuesday, Sept. 19 (4:30-5:30pm)	Rudy's
Tuesday, Sept. 26 (6-7 pm)	Hudson's Grill
Friday, Oct. 6 (5-6 pm)	Hudson's Grill
Monday, Oct. 16 (5-6 pm)	Rudy's
Friday, Oct. 20 (6-7 pm)	Rudy's
Tuesday, Oct. 31 (6-7 pm)	Hudson's Grill
Tuesday, Nov. 14 (6-7 pm)	Hudson's Grill
Tuesday, Nov. 21 (6-7 pm)	Rudy's

LOCATIONS & ADDRESS

Hudson's Classic Grill & Bar: 1770 Lee Trevino
Rudy's "Country Store" Bar-B-Q: 6401 S. Desert Blvd.

Listen Live on 600 ESPN El Paso & the UTEP Miners app

MINER NOTABLES

NCAA TEAM RANKINGS

NCAA CATEGORY	UTEP	FIU
Total Offense	95	111
Rushing Offense	63	112
Passing Offense	108	85
Team Passing Efficiency	119	86
Scoring Offense	128	113
Total Defense	81	124
Rushing Defense	117	123
Passing Yards Allowed	31	81
Team Passing Efficiency Defense	82	58
Scoring Defense	83	79
Turnover Margin	128	82
3rd Down Conversion Pct.	123	128
4th Down Conversion Pct.	67	104
3rd Down Conversion Pct. Defense	117	75
4th Down Conversion Pct. Defense	67	57
Red Zone Offense	94	116
Red Zone Defense	93	23
Net Punting	103	77
Punt Returns	74	39
Kickoff Returns	64	80
First Downs Offense	30	100
First Downs Defense	113	130
Fewest Penalties Per Game	113	69
Fewest Penalty Yards Per Game	116	69
Time of Possession	19	126

TEAM LEADERS

UTEP

Rushing	Att.	Net	Avg.	TD	YPG
Deion Hankins	73	380	5.2	1	63.3
Torrance Burgess Jr.	67	366	5.5	2	61.0

Passing	C-A-I	Yds.	TD	YPG
Gavin Hardison	73-129-7	947	5	189.4
Kevin Hurley	7-18-0	99	1	49.5

Receiving	Rec.	Yds.	Avg.	TD	YPG
Tyrin Smith	19	191	10.1	1	47.8
Kelly Akharaayi	17	290	17.1	1	48.3

Defense	U-A-TT	TFL	SACK	FF-FR
Tyrice Knight	53-23-76	8.5-23	2.5-12	0-1 (4)
James Neal	13-29-42	1.5-2	1.0-0	1-0 (0)

FIU

Rushing	Att.	Net	Avg.	TD	YPG
Shomari Lawrence	56	323	5.8	3	53.8
Kejon Owens	35	215	6.1	3	53.8

Passing	C-A-I	Yds.	TD	YPG
Keyone Jenkins	84-142-6	1250	5	250.0
Grayson James	7-17-1	18	0	9.0

Receiving	Rec.	Yds.	Avg.	TD	YPG
Kris Mitchell	31	550	17.7	4	91.7
Dean Patterson	14	255	18.2	0	42.5

Defense	U-A-TT	TFL	INT	FF-FR
Donovan Manuel	36-27-63	7.0-12	-	4-0 (0)
D'Verik Daniel	27-16-43	2.0-2	1-17	0-0 (0)

STACKED ON THE O-LINE

UTEP's starting offensive line - C **Andrew Meyer** (6-3, 302), RG **Elijah Klein** (6-4, 319), LG **Justin Mayers** (6-3, 309), RT **Zuri Henry** (6-6, 293), and LT **Steven Hubbard** (6-3, 314) - averages over 307 pounds and around 6-foot-4. The backup linemen provide size with **Nkele Aluma** (6-6, 355), **Otis Pitts III** (6-3, 345), **Azizi Henry** (6-4, 297), **Joseph Immediato** (6-4, 338), **Nick Scalise** (6-6, 308) and **Ivan Escobar** (6-2, 289) averaging 322 pounds and around 6-foot-4.

AMAEWHULE VYING TO BECOME SACK KING

DE **Praise Amaewhule** recorded his second sack of 2023 against LA Tech on Sept. 29. The redshirt senior now has 19.5 career sacks and is second at UTEP behind **Gonzalo Floyd's** school standard (20, 1990-91, 93). He took sole possession of second place in the category last year by recording a pair of sacks, which propelled him past both **Herman Whiting** (16, 1979-82) and **Chris Mineo** (16.5, 2002-05).

FIRST SACK, FORCED FUMBLE

DE **Kanious Vaughn** registered his first career sack against LA Tech and added his first career forced fumble. Vaughn has six tackles, with a sack, and tackle for loss in five games this season.

TYRICE TEARING THROUGH OFFENSES

LB **Tyrice Knight** leads FBS with 76 total tackles and 53 solo stops, while he ranks no. 2 nationally at 12.7 tackles per game after racking up 10 more against LA Tech. Knight ranks tied seventh in FBS with 8.5 tackles for loss. His 2.5 sacks rank tied fourth in CUSA. He's also added three pass breakups after posting a career-high two against the Bulldogs.

KNIGHT TIME

LB **Tyrice Knight** gathered up 10 more tackles against LA Tech and now has five double-digit tackle performances in 2023. The redshirt senior opened campaign with 13 tackles at Jax State and followed with a career-high 16 tackles in a win over UIW. He recorded 14 tackles at Big Ten program Northwestern and then 15 against UNLV.

KNIGHT'S DOUBLE-DIGIT EFFORTS

LB **Tyrice Knight** has recorded 16 double-digit tackle performances during his career, including five in 2023. The list started when Knight tallied 14 at UTSA and 11 against North Texas the last two games of the 2020 season. In 2021, he recorded double-digits five times, highlighted by his career-high 15 against Fresno State in the New Mexico Bowl. Also, that season he tallied 12 against UNM, 11 at UNT, 10 against UTSA and 10 more at UAB. In 2022, he added four more with 14 stops at UNM, 12 at Rice, 11 against UNT and 10 versus Middle Tennessee.

PRAISE HIS PERFORMANCE

DE **Praise Amaewhule** intercepted his first career pass and tied his career best with eight tackles against UNLV. Amaewhule snagged the ball he tipped to himself and returned it 17 yards during the third quarter. Amaewhule added four QB hurries against the Rebels. Amaewhule has 13 tackles and five QB hurries in his last two games.

ALLEN STEPPING UP

DB **Josiah Allen** made his fourth consecutive start against LA Tech and tallied four tackles. A few weeks back, he recorded a career-high eight tackles at Arizona, and added five against UNLV. Allen ranks fifth on the team with 21 tackles, while he's added a 0.5 sack, 1.0 TFL and three pass breakups this season.

MO' SACKS

DE **Maurice Westmoreland** registered his second sack of the season at Arizona. He's recorded his first career sacks in consecutive games after getting his first at Northwestern last week. Westmoreland ranks tied 10th in CUSA with 2.0 sacks on the season.

MINER NOTABLES

NEAL GETTING AFTER IT

LB **James Neal**, in his first six career starts, ranks second on the team with 42 tackles while he's registered a sack, a TFL, forced fumble, two pass breakups and a forced fumble. Neal opened the season with 10 tackles at Jax State and followed with that with four stops, a sack and forced fumble against in a win over UIW.

PASS DEFENSE

UTEP's passing defense ranks third in Conference USA and 33rd nationally, yielding 193.5 yards per contest.

BUZZ PERFECT ON PATS

Redshirt freshman K **Buzz Flabiano** is a perfect 13-for-13 on PATs. He's one of four Conference USA kickers with a perfect mark. Flabiano is also tied first nationally.

EL PASO FLAVOR

The Miners feature 24 natives of El Paso on the roster, including 2022 All-Conference USA second-team member and RB **Deion Hankins**. Last year, Hankins placed second on the squad and ninth in the league with a career-most 701 rushing yards. Kicker **Mark Ramos**, who is expected to be in the mix to replace the 2022 CUSA Special Teams Player of the Year **Gavin Baechle**, also hails from the Sun City. Another El Paso native is true freshman OL **Tyrone D. McDuffie III**, a three-star recruit who had originally committed to Pac-12 member Colorado.

2023 WATCH LIST RECIPIENTS

Six UTEP student-athletes received national recognition after being announced to multiple Watch Lists the last few weeks.

Praise Amaewhule: Bronko Nagurski Trophy

Tyrice Knight: Bronko Nagurski Trophy, Butkus Award, Bednarik Award

Joshua Sloan: Ray Guy Award

Andrew Meyer: Rimington Trophy

Tyrin Smith: Biletnikoff Award

Deion Hankins: Doak Walker Award, Earl Campbell Tyler Rose Award

UP NEXT

UTEP will return to the 915 and host longtime rival and new CUSA foe NM State on Wednesday, Oct. 18. The Miners and Aggies will kick off at 7 p.m. MT in Sun Bowl Stadium and will be nationally televised on ESPN2.

2023 UTEP FOOTBALL TRENDS

OVERALL	1-5
VS. CONFERENCE USA	0-2
NONCONFERENCE RECORD	1-3
HOME	1-2
AWAY	0-3
DAY GAMES	0-2
NIGHT GAMES	1-3
VS. TOP 25 TEAMS	0-0
NEUTRAL	0-0
NATIONAL TV	0-3
CBSSN	0-2
ESPN2	0-0
ESPN+	1-1
PAC 12 NETWORK	0-1
BIG TEN NETWORK	0-1

OFFENSE

WHEN SCORING FIRST	0-1
WHEN THE OPPONENT SCORES FIRST	1-4
WHEN LEADING AT HALFTIME	0-0
WHEN TRAILING AT HALFTIME	0-4
WHEN TIED AT HALFTIME	1-1
WHEN LEADING AFTER THIRD QUARTER	1-0
WHEN TRAILING AFTER THIRD QUARTER	0-5
WHEN TIED AFTER THIRD QUARTER	0-0
IN OVERTIME GAMES	0-0
WHEN SCORING LESS THAN 20 POINTS	0-4
WHEN SCORING 20+ POINTS	1-1
WHEN SCORING 30+ POINTS	0-0
WHEN SCORING 40+ POINTS	0-0
WHEN RUSHING FOR < 100 YARDS	0-2
WHEN RUSHING FOR 100+ YARDS	0-2
WHEN RUSHING FOR 200+ YARDS	1-1
WHEN PASSING FOR 200+ YARDS	0-3
WHEN PASSING FOR 250+ YARDS	0-1
WHEN PASSING FOR 300+ YARDS	0-0
WHEN TOTALING < 300 YDS TOTAL OFFENSE	0-0
WHEN GAINING 300+ YDS TOTAL OFFENSE	1-5
WHEN HAVING NO TURNOVERS	1-0
WHEN HAVING LESS THAN 3 TURNOVERS	0-3
WHEN HAVING 3 OR MORE TURNOVERS	0-2
WHEN HAVING MORE THAN 30:00 TOP	1-4
WHEN HAVING LESS THAN 30:00 TOP	0-1

DEFENSE

WHEN ALLOWING LESS THAN 20 POINTS	1-1
WHEN ALLOWING 20+ POINTS	0-1
WHEN ALLOWING 30+ POINTS	0-3
WHEN ALLOWING < 100 YDS RUSHING	1-0
WHEN ALLOWING 100+ YDS RUSHING	0-2
WHEN ALLOWING 200+ YDS RUSHING	0-3
WHEN ALLOWING < 200 YARDS PASSING	0-3
WHEN ALLOWING 200+ YARDS PASSING	1-1
WHEN ALLOWING 250+ YARDS PASSING	0-1
WHEN ALLOWING 300+ YARDS PASSING	0-0
WHEN ALLOWING < 300 YDS TOTAL OFFENSE	0-2
WHEN ALLOWING 300+ YDS TOTAL OFFENSE	1-3
WHEN HAVING NO TAKEAWAYS	0-3
WHEN HAVING 3 OR LESS TAKEAWAYS	1-2

UTEP HEAD COACH



DANA DIMEL

KANSAS STATE '86

SIXTH SEASON AT UTEP
12TH SEASON AS A HEAD COACH

Dana Dimel was named the 26th head coach in UTEP football history by Director of Athletics Jim Senter on Dec. 6, 2017. He enters his sixth season as UTEP head coach and his 12th season overall as a head coach in 2023.

UTEP finished 5-7 overall in 2022, coming within one win of securing back-to-back bowl bids for the first time in 17 years.

The Miners opened the campaign 1-3, but rebounded to win three of the next four games to even their mark at 4-4. Along the way, UTEP defeated heavily-favored Boise State, 27-10, on Sept. 23 on CBS Sports Network. The contest was highlighted by a Marcus Bellon 47-yard punt return for a touchdown that put the Miners up 20-10 late in the third quarter, and El Paso product Reynaldo Flores's late rushing score to hammer the final nail in the coffin. UTEP followed that victory with another at Charlotte the following week, 41-35, on Oct. 1. It was the first win ever in the eastern time zone for the program. The Miners scored two defensive touchdowns against the 49ers on a Tyrice Knight 13-yard fumble return and a 100-yard scoop-and-score from Jadrian Taylor. It was the first time the UTEP defense scored two touchdowns in a game since the 2014 season. Deion Hankins added 112 yards rushing, while Tyrin Smith reeled in four balls for 106 yards and two touchdowns. The Miners came up with a huge victory on Oct. 22 as Gavin Baechle nailed a game-winning, walk-off 27-yard field goal to defeat Florida Atlantic, 24-21. Win no. 5 came against FIU, 40-6, on Senior Day. Flores clipped the Owls for 128 yards on 13 carries and two touchdowns in his final game in the Sun Bowl. The Miners concluded the season at no. 25 UTSA, and took a 24-0 lead at the midway point of the second quarter. But the Roadrunners rallied to win 34-31.

Following the regular season, multiple Miners were honored with postseason awards, highlighted by Baechle's 2022 Conference USA Special Teams Player of the Year honor. With that, Baechle, Jeremiah Byers, and Taylor were named All-C-USA first team, while Praise Amaewhule, Hankins, Knight and Angelo Tejada were announced to the second team. The seven combined student-athletes on the all-conference team were the most since UTEP had nine players named to the 2006 team.

Twelve other Miners were named to the Honorable Mention list, including Dennis Barnes, Bellon, Steven Hubbard, Kobe Hylton, Elijah Klein, Justin Mayers, Andrew Meyer, Kelton Moss, Joshua Sloan, Keenan Stewart, Tyrin Smith, and Cal Wallerstedt.

The Miners were no. 1 in total defense in C-USA. The run defense ranked second in C-USA (136.0 ypg), while the pass defense ranked third (216.5) in the league. Taylor led the conference with 9.5 sacks, while Knight and Wallerstedt each totaled a team-high 95 tackles and ranking tied 10th at 7.9 tackles per game.

Offensively, Smith gained 1,039 yards on 71 receptions and seven touchdown receptions. Smith was only the eighth UTEP receiver all-time in program history to gain over 1,000 receiving yards in a single season. Smith was also one of three C-USA WRs to gain 1,000+ yard in the air during the '22 campaign.

Ronald Awatt led the Miners with 734 yards rushing to conclude his career, while Hankins tallied 701 yards and three scores. Flores gained 276 yards and led the team with five rushing touchdowns.

Following the campaign, Awatt signed a free-agent contract with the National Football League's San Francisco 49ers on April 29.

His first three seasons were all about laying the foundation for the revival of UTEP Football. The Miners experienced a wealth of success, finishing the regular season with a 7-6 overall record in 2021 – the first winning season in seven years. UTEP advanced to the PUBG MOBILE New Mexico Bowl against Mountain West program Fresno State. Wide receiver Jacob Cowing and defensive end Praise Amaewhule were selected as first team All-Conference USA performers, while linebacker Breon Hayward was selected second team All-C-USA.

The Miners opened the campaign with a convincing victory at NM State, defeating the Aggies 30-3. The triumph halted a three-game losing streak against the I-10 rival. UTEP proceeded to a 2-0 record after beating Bethune-Cookman, 38-28, in the Sun Bowl. After a setback at Boise State, the Miners went a four-game winning streak – defeating New Mexico (20-13), Old Dominion (28-21), Southern Miss (26-14) and LA Tech (19-3). The victory against the Bulldogs was the first for the Miners since 2004, and first win against LA Tech in El Paso since 1939. The Miners 6-1 start was the first since 2005. UTEP won game no. 7 on 'Senior Day' against Rice, 38-28, to clinch a winning campaign.

The Miners averaged 393.0 yards of total offense in 2021, the most since the 2009 season.

UTEP averaged over 140 yards on the ground, led by Ronald Awatt's 844 yards and six scores. Deion Hankins also rushed for six touchdowns in 2021, while gaining 458 yards.

The Miners averaged 252.5 yards passing per game, led by Gavin Hardison. The redshirt junior QB ranked third in Conference USA in passing yards per game (247.9), while tossing for 18 scores and 3,217 yards (fifth-most passing yards during a single season in program history). He was named honorable mention All-C-USA. Hardison was the first UTEP signal caller since 2009 to throw for over 3,000 yards in a season, while his TD tosses were the most since 2010. UTEP liked to air it out, ranking first in C-USA and third nationally in passing yards per completion (16.4).

Hardison played behind an O-line that ranked tied third in Conference USA in sacks allowed per game (1.46), while ranking tied 21st nationally.

Cowing produced career and program records during the 2021 season. Cowing's career-high 1,354 yards receiving ranked second on the program's all-time single-season list, while also being the first Miner since 2010 to gain over 1,000 in the air. Cowing's eight 100-yard games was the most by a Miner since 1965. Cowing added seven receiving touchdowns and a 53-yard rushing score.

Justin Garrett also produced career numbers during the 2021 campaign. He set career bests in receiving yards (685), receptions (50), yards per catch (13.7) and touchdowns (four in his final season at UTEP).

Tyrin Smith, UTEP's third option at WR, put up solid numbers. The transfer from Cisco College gained 570 yards on 33 receptions (17.3 avg.) and found pay dirt four times in his first season as a Miner.

UTEP's starting tight end Trent Thompson scored four touchdowns, including a 51-yard score at the New Mexico Bowl. Thompson caught nine passes for 133 yards during the season.

Rey Flores, an El Paso product from Ysleta High

School, gained 334 yards of all-purpose yards. The running back/wide receiver rushed for 130 yards and tallied 204 receiving yards on 13 catches (15.7 avg.). He added a two-point conversion at UAB.

UTEP ranked 18th nationally in time of possession (31:51). The Miners' red zone offense (85.0 percent) ranked third in the C-USA.

UTEP ranked second in Conference USA in total defense (348.8) – the highest ranking in total defense in over 12 seasons. The Miners ranked fourth in the league in scoring defense (25.2), the highest since 2012, while it was the lowest points yielded by a UTEP defense since 2004 (25.1). The Miners' rushing defense (138.6) ranked fifth in C-USA, while their third-down conversion percentage defense (32.6) ranked second in the C-USA and 12th nationally.

UTEP's defense harassed signal callers with 25 sacks during the 2021 season, the most since 2014. Jadrian Taylor, a 2021 honorable mention All-Conference USA defensive end, led the Miners with 6.5 sacks, and ranked sixth in C-USA. Amaewhule tallied 5.5 sacks to rank second on the squad. Amaewhule, who was named first team All-C-USA, also led the Miners in tackles for loss (13.0), quarterback hurries (10) and forced fumbles (three).

The Miners' passing defense ranked third in C-USA, giving up only 210.0 yards per game. It was the highest ranking by a UTEP pass defense since 2016. UTEP picked off eight passes, the most since 2014. Dy'vonne Inyang led the squad with three interceptions, while Dennis Barnes picked off two passes. Both were named honorable mention All-C-USA.

A pair of UTEP linebackers tallied over 100 tackles each. Hayward (108 tackles) and Tyrice Knight (102 tackles) accomplished the feat for the first time since the 2005 season. Hayward added a defensive touchdown at Southern Miss on a fumble forced by Amaewhule.

Defensive tackles Keenan Stewart and Kelton Moss were tabbed honorable mention All-C-USA after combining for 58 tackles, 8.0 tackles for loss and a QB hurry each. Stewart registered 2.0 sacks on the season while Moss recorded a key fumble recovery during UTEP's come-from-behind win against rival New Mexico.

In 2020, the Miners began to see results, as they tripled their win total while putting a much more talented and competitive product on the field. Two Miners -- Amaewhule and Cowing -- earned second team All-League honors, and two others -- offensive lineman Jeremiah Byers and running back Hankins -- were tabbed to the C-USA All-Freshman Team. Amaewhule ranked second in C-USA and 13th nationally in sacks (0.88 per game), and Cowing was second in C-USA in receiving yards per game (86.4). Hankins set UTEP freshman records for rushing yards (592) and rushing touchdowns (nine). He was third in C-USA in rushing touchdowns, and fifth in rushing yards per game (84.6).

A trio of talented underclassmen -- Cowing, Hankins and quarterback Gavin Hardison (1,419 yards passing in seven games) -- spearheaded the Miner offense in 2020, while senior wide receiver Justin Garrett chipped in with 38 catches for 510 yards. Meanwhile, the UTEP defense was also vastly improved from 2019, as Amaewhule led a unit that produced 47 tackles for losses and 13 sacks in the shortened campaign.

In 2019, Cowing led all Conference USA freshmen with 550 receiving yards. Cowing and Garrett both came on strong to conclude the campaign with 441

UTEP HEAD COACH

and 370 receiving yards respectively over the final six games. Cowing wasn't the only true freshman to make his mark in C-USA in 2019. Amaewhule was tabbed to the league's All-Freshman Team after tying for the team lead in tackles for losses (5.5) and sacks (three).

In 2018, Dimel led the Miners to their first victory in two years -- a 34-26 triumph at Rice. Dimel's first UTEP team featured second team All-Conference USA graduate transfer linebacker A.J. Hotchkins, who tied for the league lead with 126 tackles and finished 17th nationally in tackles per game (10.5). The 2019 Miners had two second team All-Conference performers in senior defensive end Denzel Chukwukelu, who tied for the team lead in tackles for losses (5.5) and sacks (three), and senior center Derron Gatewood, who made a productive return to the starting lineup after missing the entire 2018 campaign due to injury.

Numerous Miners have garnered honorable mention All-Conference USA accolades under Dimel, including defensive back Nik Needham in 2018. Needham finished his career as UTEP's all-time leader in pass breakups (33) and is currently with the Miami Dolphins.

Dimel was previously the head coach at the University of Wyoming and the University of Houston. He served as the offensive coordinator, running backs coach and tight ends coach at his alma mater, Kansas State University, from 2009-17. He also spent three seasons on the staff at the University of Arizona.

Dimel completed his third tour of duty with the Wildcats, including a year (2005) continuing work on his graduate degree. Working under legendary coach Bill Snyder, he was a part of 12 bowl teams during 19 seasons in Manhattan. The Wildcats posted an 11-win season (2012), two 10-win campaigns (1995, 2011) and five nine-win seasons (1993, 1994, 1996, 2014, 2016) during that span, and finished in the top-18 of the national poll on three occasions (2011, 2012, 2014). They won the Big 12 championship in 2012.

Dimel compiled the most wins of any active offensive coordinator in college football from 2011-17 (61), and was a part of eight straight bowl appearances including in 2017. The 2016 Wildcats defeated Texas, Texas A&M, Texas Tech, Baylor and TCU. With Dimel calling the plays over seven seasons, the Wildcats averaged 33.4 points per game and 6.2 yards per play. They ranked third nationally in fewest turnovers per game behind LSU and Alabama from 2011-17.

During Dimel's tenure as offensive coordinator, Kansas State routinely ranked among the nation's best teams in red zone and third down efficiency. In 2016, Kansas State rated 10th in the country in red zone offense and 22nd in third down conversions behind a

rushing attack that rated third-best in the Wildcat record book (3,013 yards).

In 2014, Kansas State led the nation in scoring efficiency (scoring drives/total drives), while the Wildcats ranked 11th in the country in team passing efficiency, 14th in red zone offense, 16th in passing offense and 24th in scoring offense. K-State was also 25th in third down conversions and 12th in fourth down conversions while shattering the school record for passing yards (3,736) and completion percentage (65.3). The Wildcats tallied 5,481 yards of offense (fourth in the school record book) and 465 points (sixth).

Dimel's play calling helped wide receiver Tyler Lockett leave K-State with the school's career receptions, receiving yards and receiving touchdown records, while quarterback Jake Waters broke the school marks for single-season passing yards (3,501) and total offensive yards (3,985).

Dimel's units found success again in 2013 as K-State rated eighth nationally in yards per completion and 13th in passing efficiency, while the Wildcats ranked fifth and third in school history in those respective categories. One of the best offenses in the nation on third downs (No. 13) and inside the red zone (No. 27), K-State ranked in the top-10 in school history in yards per play (second), total yards (fifth), passing yards (fifth) and points (eighth). John Hubert concluded his career as the Wildcats' no. 2 all-time leading rusher with 2,993 yards.

The 2012 season was another banner year on offense as Dimel co-coordinated an offense that finished in the top-25 nationally in nearly 10 categories, including a ninth-place ranking in yards per attempt, 11th in scoring offense and 13th in yards per completion. That year Dimel coached Heisman Trophy finalist Collin Klein, who passed for 2,641 yards and 16 touchdowns while rushing for 920 yards and 23 scores.

In 2011, Dimel led a rushing offense that saw Klein set a new Big 12 record and NCAA record by a quarterback with 27 rushing touchdowns while surpassing the 1,000-yard rushing mark on the season.

In 2010, the Wildcat offense ranked third in the Big 12 and in the top-25 nationally at 33.6 points per game. K-State was also ranked among the top-10 teams in the country in total red zone efficiency and No. 1 in touch-down percentage in the red zone.

In 2009 and 2010, Dimel had the charge of molding a former community college quarterback into a physical running back in the Big 12 Conference. That player was Daniel Thomas, and 2,850 yards and 30 touchdowns later, Thomas left Kansas State as a two-time Big 12 rushing champion, an All-American and the school's no. 3 all-time rusher.

Dimel started his career at K-State as a graduate assistant from 1987-88 prior to being elevated to offensive line coach in 1989. He took over as offensive coordinator in 1995. Overall Dimel spent 10 seasons in

Manhattan (1987-96) prior to accepting the head coaching position at Wyoming. At the time of his hire, he was the youngest Division I-A head coach in the nation at the age of 34.

Wyoming's three seasons at Wyoming (1997-99) produced a record of 22-13, with one eight-win season (1998, 8-3) and two seven-win campaigns (1997, 7-6 and 1999, 7-4). The Cowboys posted a combined conference mark of 14-9 while splitting time in the Western Athletic Conference (1997-98) and the Mountain West Conference (1999). In 1998, Wyoming was 6-2 in the WAC's Mountain Division, good for a second-place finish. Dimel coached three Academic All-Americans at Wyoming.

Dimel spent 2000-02 as the head coach at Houston. Spearheading a major rebuilding effort, he led the Cougars to five wins in 2002 following a 0-11 campaign in 2001. In Dimel's final game with the Cougars, Houston upset conference champion Louisville. Dimel brought in the top-ranked recruiting class in Conference USA in both 2001 and 2002 and coached Joffrey Reynolds, who broke the C-USA season rushing record with 1,545 yards.

He continued work on his graduate degree at Kansas State in 2005 prior to taking over as Arizona's tight ends coach and, eventually, run game coordinator from 2006-08. In 2008, he added running backs to his list of responsibilities as he was promoted to Associate Head Coach with the Wildcats. The 2008 Arizona squad finished 8-5 while posting a bowl victory (Las Vegas Bowl) for the first time in 10 years. Among Dimel's protégés at Arizona was Rob Gronkowski, who emerged as one of the top tight ends in NFL history with the New England Patriots.

During his initial tenure at K-State, Dimel coordinated an offense that established school records for touchdowns, points and yards in 1995. He mentored 11 offensive linemen who went on to sign NFL contracts over those 10 years, while he was also instrumental in developing All-Americans Barrett Brooks, Jim Hmielewski and Quentin Neujahr.

During his career as a head or assistant coach, Dimel has coached 37 players who have gone on to play in the NFL.

Dimel was a two-year letterman as an offensive lineman at Kansas State. He was a member of the Wildcats' All-Decade Team for the 1980's. He signed a free agent contract with the Minnesota Vikings and attended training camp in 1987.

He received a Bachelor of Arts degree in Marketing from Kansas State in 1986.

Dimel and his wife, Julie, have a son, Winston and a daughter, Josey. His son was a graduate transfer full-back on the UTEP football team in 2018. He previously played at Kansas State and scored 25 touchdowns over the three seasons. He was a three-time All-Big 12 player, garnering first team honors in 2015 and 2016.

DIMEL FILE

Personal

Hometown: Columbus, Ohio

Education

College: Kansas State

Playing Experience

1983-84: Hutchinson CC

1985-86: Kansas State

Coaching Experience

2018-Present: UTEP Head Coach

2011-17: Kansas State Co-Off. Coordinator

2009-10: Kansas State Co-OL Coordinator

2007-08: Arizona Assistant Head Coach

2006: Arizona Assistant Coach

2000-02: Houston Head Coach

1997-99: Wyoming Head Coach

1995-96: Kansas State Offensive Coordinator

1993-94: Kansas State Run Game Coordinator

1989-92: Kansas State Assistant Coach

1987-88: Kansas State Graduate Assistant



2023 STATISTICS

	UTEP	OPP
Scoring	97	169
Points per game	16.2	28.2
Points Off Turnovers	0	24
First Downs	116	114
Rushing	49	53
Passing	47	44
Penalty	20	17
Rushing Yardage	953	1149
Yards gained rushing	1099	1245
Yards lost rushing	146	96
Rushing attempts	234	221
Average per rush	4.1	5.2
Average per game	158.8	191.5
TDs Rushing	7	14
Passing Yardage	1126	1161
Comp-Att-Int	87-165-8	90-150-2
Average per pass	6.8	7.7
Average per catch	12.9	12.9
Average per game	187.7	193.5
TDs Passing	6	7
Total offense	2079	2310
Total plays	399	371
Average per play	5.2	6.2
Average per game	346.5	385.0
Kick returns: #-Yards	8-159	11-196
Punt returns: #-Yards	4-29	8-112
Int returns: #-Yards	2-17	8-29
Kick return average	19.9	17.8
Punt return average	7.3	14.0
Int return average	8.5	3.6
Fumbles-Lost	5-3	5-1
Penalties-Yards	45-426	47-431
Average per game	71.0	71.8
Punts-Yards	29-1199	25-1158
Average per punt	41.3	46.3
Net punt average	36.8	41.2
Kickoffs-Yards	20-1168	33-2100
Average per kick	58.4	63.6
Net kick average	39.4	40.0
Time of possession / game	32:23	27:37
3rd-down conversion	25/81	36/77
3rd-down pct	31%	47%
4rd-down conversion	6/12	3/6
4rd-down pct	50%	50%
Sacks by-Yards	10-62	15-105
Misc Yards	0	0
Touchdowns scored	13	22
Field goals - attempts	2-4	5-7
On-Side kicks	0-1	0-0
Red-zone scores	(10-13) 77%	(21-24) 88%
Red-zone touchdowns	(8-13) 62%	(18-24) 75%
PAT-attempts	(13-13) 100%	(22-22) 100%
2-point conversion-attempts	(0-0) 0%	(0-0) 0%
Attendance	67881	77016
Games / Avg per game	3/22627	3/25672
Neutral site games	-	0/0

Score by Periods

Team	1st	2nd	3rd	4th	OT	TOT
UTEP	21	31	17	28	0	97
Opponents	45	45	38	41	0	169

2023 STATISTICS

Rushing

Player	gp	att	gain	loss	net	avg	td	lg	avg/g
Deion Hankins	6	73	385	5	380	5.2	1	25	63.3
Torrance Burgess Jr.	6	67	386	20	366	5.5	2	40	61.0
Mike Franklin	4	24	110	6	104	4.3	1	9	26.0
Kevin Hurley	2	13	48	7	41	3.2	0	18	20.5
Jake McNamara	2	8	33	1	32	4.0	1	11	16.0
Ezell Jolly	3	8	24	1	23	2.9	0	6	7.7
Cade McConnell	1	2	10	0	10	5.0	0	6	10.0
Kelly Akharaiyi	6	1	7	0	7	7.0	0	7	1.2
Marcus Bellon	3	1	0	0	0	0.0	0	0	0.0
Marcus Vinson	6	1	0	0	0	0.0	0	0	0.0
Gavin Hardison	5	34	96	104	-8	-0.2	2	16	-1.6
Team	6	2	0	2	-2	-1.0	0	0	-0.3
Total	6	234	1099	146	953	4.1	7	40	158.8
Opponents	6	221	1245	96	1149	5.2	14	59	191.5

Passing

Player	gp	effic	comp-att-int	pct	yds	td	lg	avg/g
Gavin Hardison	5	120.2	73-129-7	56.6	947	5	51	189.4
Kevin Hurley	2	103.4	7-18-0	38.9	99	1	25	49.5
Cade McConnell	1	73.0	4-11-0	36.4	48	0	26	48.0
Jake McNamara	2	52.7	3-7-1	42.9	32	0	15	16.0
Total	6	112.4	87-165-8	52.7	1126	6	51	187.7
Opponents	6	137.7	90-150-2	60.0	1161	7	85	193.5

Receiving

Player	gp	no.	yds	avg	td	lg	avg/g
Tyrin Smith	4	19	191	10.1	1	24	47.8
Kelly Akharaiyi	6	17	290	17.1	1	32	48.3
Jeremiah Ballard	6	15	246	16.4	1	38	41.0
Marcus Bellon	3	9	83	9.2	0	20	27.7
Torrance Burgess Jr.	6	8	117	14.6	0	51	19.5
Zach Fryar	6	6	54	9.0	1	19	9.0
Jostein Clarke	5	3	44	14.7	1	20	8.8
Deion Hankins	6	2	11	5.5	0	11	1.8
Julian Lopez	6	2	8	4.0	0	4	1.3
Mike Franklin	4	2	19	9.5	0	11	4.8
Emari White	5	1	10	10.0	0	10	2.0
Javoni Gardere	1	1	25	25.0	1	25	25.0
Ezell Jolly	3	1	20	20.0	0	20	6.7
Marcus Vinson	6	1	8	8.0	0	8	1.3
Total	6	87	1126	12.9	6	51	187.7
Opponents	6	90	1161	12.9	7	85	193.5

Punt Returns

Player	no.	yds	avg	td	lg
Marcus Bellon	3	24	8.0	0	22
Tyrin Smith	1	5	5.0	0	5
Total	4	29	7.3	0	22
Opponents	8	112	14.0	1	67

Interceptions

Player	no.	yds	avg	td	lg
Praise Amaewhule	1	17	17.0	0	17
Trez Moore	1	0	0.0	0	0
Total	2	17	8.5	0	17
Opponents	8	29	3.6	0	28

Kick Returns

Player	no.	yds	avg	td	lg
Torrance Burgess Jr.	7	131	18.7	0	23
Caden Harris	1	28	28.0	0	28
Total	8	159	19.9	0	28
Opponents	11	196	17.8	0	25

Fumble Returns

Player	no.	yds	avg	td	lg
Tyrice Knight	1	4	4.0	0	4
Total	1	4	4.0	0	4
Opponents	3	22	7.3	0	22

2023 STATISTICS

Scoring

Player	td	fg	PAT					dpx	saf	pts
			kick	rush	rcv	pass	pass			
Buzz Flabiano	-	2-4	13-13	-	-	-	-	-	-	19
Gavin Hardison	2	-	-	-	-	-	-	-	-	12
Torrance Burgess Jr.	2	-	-	-	-	-	-	-	-	12
Deion Hankins	1	-	-	-	-	-	-	-	-	6
Zach Fryar	1	-	-	-	-	-	-	-	-	6
Jeremiah Ballard	1	-	-	-	-	-	-	-	-	6
Jostein Clarke	1	-	-	-	-	-	-	-	-	6
Tyrin Smith	1	-	-	-	-	-	-	-	-	6
Kelly Akharaiyi	1	-	-	-	-	-	-	-	-	6
Jake McNamara	1	-	-	-	-	-	-	-	-	6
Javoni Gardere	1	-	-	-	-	-	-	-	-	6
Mike Franklin	1	-	-	-	-	-	-	-	-	6
Total	13	2-4	13-13	0	0	0	0	0	0	97
Opponents	22	5-7	22-22	0	0	0	0	0	0	169

Field Goals

Player	fg	pct.	01-19	20-29	30-39	40-49	50-99	lg	blk
Buzz Flabiano	2-4	50.0	0-0	1-1	1-1	0-2	0-0	36	0
Opponents	5-7	71.4	0-0	0-0	3-3	2-4	0-0	41	1

FG Sequence

Team Name	UTEP	Opponents
Northwestern	44	(40)
Jacksonville St.	43	(41),44
Arizona	(25)	45,(38)
Louisiana Tech	(36)	(32)
UNLV		(30)

All Purpose

Player	g	rush	rcv	pr	kr	ir	total	avg/g
Torrance Burgess Jr.	6	366	117	0	131	0	614	102.3
Deion Hankins	6	380	11	0	0	0	391	65.2
Kelly Akharaiyi	6	7	290	0	0	0	297	49.5
Jeremiah Ballard	6	0	246	0	0	0	246	41.0
Tyrin Smith	4	0	191	5	0	0	196	49.0
Mike Franklin	4	104	19	0	0	0	123	30.8
Marcus Bellon	3	0	83	24	0	0	107	35.7
Zach Fryar	6	0	54	0	0	0	54	9.0
Jostein Clarke	5	0	44	0	0	0	44	8.8
Ezell Jolly	3	23	20	0	0	0	43	14.3
Kevin Hurley	2	41	0	0	0	0	41	20.5
Jake McNamara	2	32	0	0	0	0	32	16.0
Caden Harris	1	0	0	0	28	0	28	28.0
Javoni Gardere	1	0	25	0	0	0	25	25.0
Praise Amaewhule	6	0	0	0	0	17	17	2.8
Emari White	5	0	10	0	0	0	10	2.0
Cade McConnell	1	10	0	0	0	0	10	10.0
Julian Lopez	6	0	8	0	0	0	8	1.3
Marcus Vinson	6	0	8	0	0	0	8	1.3
Gavin Hardison	5	-8	0	0	0	0	-8	-1.6
Team	6	-2	0	0	0	0	-2	-0.3
Total	6	953	1126	29	159	17	2284	380.7
Opponents	6	1149	1161	112	196	29	2647	441.2

Total Offense

Player	g	plays	rush	pass	total	avg/g
Gavin Hardison	5	163	-8	947	939	187.8
Deion Hankins	6	73	380	0	380	63.3
Torrance Burgess Jr.	6	67	366	0	366	61.0
Kevin Hurley	2	31	41	99	140	70.0
Mike Franklin	4	24	104	0	104	26.0
Jake McNamara	2	15	32	32	64	32.0
Cade McConnell	1	13	10	48	58	58.0
Ezell Jolly	3	8	23	0	23	7.7
Kelly Akharaiyi	6	1	7	0	7	1.2
Team	6	0	-2	0	-2	-0.3
Total	6	399	953	1126	2079	346.5
Opponents	6	371	1149	1161	2310	385.0

Punting

Player	no.	yds	avg	lg	tb	fc	i20	50+	blk
Joshua Sloan	28	1199	42.8	59	1	9	10	3	0
Team	1	0	0.0	0	0	0	0	0	1
Total	29	1199	41.3	59	1	9	10	3	1
Opponents	25	1158	46.3	66	5	5	14	10	0

Kickoffs

Player	no.	yds	avg	tb	ob	retn	net	ydln
Buzz Flabiano	18	1118	62.1	6	0			
Mark Ramos	2	50	25.0	0	0			
Total	20	1168	58.4	6	0	11	39.4	25
Opponents	33	2100	63.6	23	0	8	40	25

2023 STATISTICS

Team Defense

##	Player	gp	Tackles			tfl/yds	Sacks	Pass defense			Fumbles		blkd	
			ua	a	tot		no-yds	int-yds	brup	qbh	fr-yds	ff	kick	saf
10	Tyrice Knight	6	53	23	76	8.5-23	2.5-12	.	3	2	1-4	.	.	.
5	James Neal	6	13	29	42	1.5-2	1-0	.	2	.	.	1	.	.
24	McKel Broussard	4	18	9	27	1-2
2	Kobe Hylton	4	13	13	26	2	.	1	.	.
22	Josiah Allen	6	14	7	21	1-4	0.5-3	.	3
23	Praise Amaewhule	6	10	10	20	2-16	2-16	1-17	1	6	.	1	1	.
54	Keenan Stewart	6	8	10	18	1.5-1	.	.	.	1
0	Maurice Westmoreland	6	10	6	16	2-11	2-11	.	3
1	AJ Odums	6	8	7	15	.	.	.	2
8	Torey Richardson	6	8	5	13	1.5-4	.	.	3
12	Trejon Hugue	3	8	4	12	.	.	.	1
50	Tevita Tafuna	4	4	7	11	0.5-1
16	Tyler Williams	6	6	3	9	.	.	.	1	2
7	KD Johnson	6	7	1	8	1
98	Logologo Va'a	5	4	4	8	2-4
9	Trez Moore	4	3	3	6	.	.	1-0	1
97	Kanious Vaughn	6	5	1	6	1-16	1-16	1	.	.
11	Oscar Moore	5	4	1	5
99	Sione Tonga'uiha	6	1	3	4	0.5-2
14	Amir Boyd-Matthews	6	4	.	4	.	.	.	1
32	Ilijah Johnson	5	3	1	4	.	.	.	1
42	Jake Hall	2	2	1	3	0.5-2
6	Jalen Rudolph	3	1	2	3
26	Lantz Russell	4	.	3	3
18	John Burris III	6	1	2	3
21	Stefan Cameron	6	2	1	3	1	.	.
29	Atiq Muhammad	6	1	1	2
20	Kenny Byrd	6	.	2	2
43	Osaiasi Taueli	5	1	.	1
40	Chase Bibler	5	1	.	1
17	Judah Ezinwa	4	1	.	1
8	Emari White	5	1	.	1
90	RaQuan Thompson	5	.	1	1	0.5-1
79	Elijah Klein	6	1	.	1
27	Davis Burns	6	.	1	1
28	Xavier Simmons	2	1	.	1
13	Joshua Sloan	6	.	1	1
30	Nate Dyman	4	.	1	1
13	Jayce Hunter	2	.	1	1
4	Kelly Akharaiyi	6	1	.	1
15	Bryton Thompson	4	1	.	1	1-4	1-4	.	.	2
Totals		6	219	164	383	25-93	10-62	2-17	22	16	1-4	5	1	0
Opponents		6	183	236	419	32-145	15-105	8-29	27	20	3-22	4	1	0

2023 START CHART

OFFENSE

OPPONENT	LT	LG	C	RG	RT	WR	WR	TE/WR/RB	TE/FB/WR	RB	QB
at Jax State*	Hubbard	Mayers	Meyer	Klein	Z. Henry	Akharaiyi	Smith	Fryar	Lopez	Hankins	Hardison
UIW	Hubbard	Mayers	Meyer	Klein	Z. Henry	Akharaiyi	Smith	Fryar	Lopez	Hankins	Hardison
at Northwestern	Hubbard	Mayers	Meyer	Klein	Z. Henry	Akharaiyi	Smith	Fryar	Ballard	Hankins	Hardison
at Arizona	Z. Henry	Mayers	Meyer	Klein	Nkele	Akharaiyi	Smith	Fryar	Lopez	Hankins	Hardison
UNLV	Hubbard	Mayers	Meyer	Klein	Z. Henry	Akharaiyi	Ballard	Fryar	Boyd	Burgess Jr.	Hardison
LA Tech*	Hubbard	Mayers	Meyer	Klein	Z. Henry	Akharaiyi	Ballard	Fryar	Vinson	Hankins	Hurley
at FIU*											
NM State*											
at Sam Houston*											
WKU*											
at MT*											
Liberty*											

DEFENSE

OPPONENT	DE	DT	DT	DE	LB	LB	CB	S	S	S	CB
at Jax State*	Amaewhule	Stewart	Tafuna	Westmoreland	Knight	Neal	Odums	Hylton	I. Johnson	Broussard	T. Moore
UIW	Amaewhule	Stewart	Tafuna	Westmoreland	Knight	Neal	Odums	Hugue	I. Johnson	Broussard	T. Moore
at Northwestern	Amaewhule	Stewart	Tafuna	Westmoreland	Knight	Neal	Odums	Hugue	Allen	Broussard	Richardson
at Arizona	Amaewhule	Stewart	Tafuna	Westmoreland	Knight	Neal	Odums	Hylton	Allen	Broussard	Richardson
UNLV	Amaewhule	Stewart	Tonga'uiha	Westmoreland	Knight	Neal	Odums	Hylton	Allen	O. Moore	Richardson
LA Tech*	Amaewhule	Stewart	Tonga'uiha	Westmoreland	Knight	Neal	Odums	Hylton	Allen	Williams	Richardson
at FIU*											
NM State*											
at Sam Houston*											
WKU*											
at MT*											
Liberty*											

2023 GAME-BY-GAME

RUSHING GAME-BY-GAME

Player	No-Yds/TD	JSU	UIW	NU	UA	UNLV	LATech
Deion Hankins	73-380/1	15-54/1	24-174/0	7-27/0	9-34/0	3-8/0	15-83/0
Torrance Burgess Jr.	67-366/2	12-58/0	10-85/1	7-34/0	8-22/0	19-99/1	11-68/0
Gavin Hardison	34--8/2	8-16/0	5-19/0	8-3/0	3--27/0	10--19/2	DNP
Mike Franklin	24-104/1	8-28/0	9-53/1	4-13/0	3-10/0	DNP	DNP
Kevin Hurley	13-41/0	DNP	DNP	DNP	1-0/0	DNP	12-41/0
Jake McNamara	8-32/1	DNP	DNP	4-17/0	DNP	DNP	4-15/1
Ezell Jolly	8-23/0	DNP	DNP	5-10/0	2-10/0	1-3/0	DNP
Cade McConnell	2-10/0	DNP	DNP	DNP	DNP	DNP	2-10/0
Kelly Akharaiyi	1-7/0	-	-	-	-	-	1-7/0
Marcus Bellon	1-0/0	-	DNP	DNP	DNP	1-0/0	-
Marcus Vinson	1-0/0	-	-	-	-	-	1-0/0

RECEIVING GAME-BY-GAME

Player	No-Yds/TD	JSU	UIW	NU	UA	UNLV	LATech
Tyrin Smith	19-191/1	5-38/0	4-49/1	5-40/0	5-64/0	DNP	DNP
Kelly Akharaiyi	17-290/1	4-102/1	1-6/0	5-53/0	-	4-92/0	3-37/0
Jeremiah Ballard	15-246/1	1-7/0	2-11/0	4-92/0	3-48/0	2-49/1	3-39/0
Marcus Bellon	9-83/0	2-8/0	DNP	DNP	DNP	4-50/0	3-25/0
Torrance Burgess Jr.	8-117/0	1-6/0	-	1-3/0	3-78/0	3-30/0	-
Zach Fryar	6-54/1	2-25/0	-	2-11/1	2-18/0	-	-
Jostein Clarke	3-44/1	1-11/0	1-13/1	-	1-20/0	-	DNP
Mike Franklin	2-19/0	1-11/0	-	1-8/0	-	DNP	DNP
Deion Hankins	2-11/0	-	1-11/0	-	1-0/0	-	-
Julian Lopez	2-8/0	-	1-4/0	-	-	1-4/0	-
Javoni Gardere	1-25/1	DNP	DNP	DNP	1-25/1	DNP	DNP
Ezell Jolly	1-20/0	DNP	DNP	-	1-20/0	-	DNP
Emari White	1-10/0	DNP	-	-	1-10/0	-	-
Marcus Vinson	1-8/0	-	-	1-8/0	-	-	-

PASSING GAME-BY-GAME

#2 Gavin Hardison	Comp	Att	Int	Pct	Yards	TD	Long	Sacked	Effic.
Jacksonville St.	17	29	2	58.6	208	1	32	2-17	116.5
UIW	10	13	0	76.9	94	2	24	1-5	188.4
Northwestern	17	25	2	68.0	192	1	36	4-18	129.7
Arizona	15	31	0	48.4	228	0	51	3-27	110.2
UNLV	14	31	3	45.2	225	1	29	4-32	97.4
Totals	73	129	7	56.6	947	5	51	14-99	120.2

#6 Jake McNamara	Comp	Att	Int	Pct	Yards	TD	Long	Sacked	Effic.
Northwestern	2	5	1	40.0	23	0	15	0-0	38.6
Louisiana Tech	1	2	0	50.0	9	0	9	0-0	87.8
Totals	3	7	1	42.9	32	0	15	0-0	52.7

#10 Kevin Hurley	Comp	Att	Int	Pct	Yards	TD	Long	Sacked	Effic.
Arizona	3	4	0	75.0	55	1	25	0-0	273.0
Louisiana Tech	4	14	0	28.6	44	0	16	1-6	55.0
Totals	7	18	0	38.9	99	1	25	1-6	103.4

#11 Cade McConnell	Comp	Att	Int	Pct	Yards	TD	Long	Sacked	Effic.
Louisiana Tech	4	11	0	36.4	48	0	26	0-0	73.0
Totals	4	11	0	36.4	48	0	26	0-0	73.0

2023 TEAM GAME-BY-GAME

Date	Opponent	Rushing				Receiving				Passing				Kick Returns				Punt Returns				tot off		
		no.	yds	td	lg	no.	yds	td	lg	cmp	att	int	yds	td	lg	no.	yds	td	lg	no.	yds		td	lg
08/26/2023	at Jacksonville St.	43	156	1	20	17	208	1	32	17	29	2	208	1	32	0	0	0	0	1	5	0	5	364
09/02/2023	UIW	50	329	2	40	10	94	2	24	10	13	0	94	2	24	1	22	0	22	0	0	0	0	423
09/09/2023	at Northwestern	35	104	0	16	19	215	1	36	19	30	3	215	1	36	4	83	0	28	1	5	0	5	319
09/16/2023	at Arizona	26	49	0	14	18	283	1	51	18	35	0	283	1	51	0	0	0	0	0	0	0	0	332
09/23/2023	UNLV	34	91	3	18	14	225	1	29	14	31	3	225	1	29	3	54	0	22	0	0	0	0	316
09/29/2023	Louisiana Tech	46	224	1	26	9	101	0	26	9	27	0	101	0	26	0	0	0	0	2	19	0	22	325
UTEP		234	953	7	40	87	1126	6	51	87	165	8	1126	6	51	8	159	0	28	4	29	0	22	2079
Opponents		221	1149	14	59	90	1161	7	85	90	150	2	1161	7	85	11	196	0	25	8	112	1	67	2310

UTEP Averages

Games	Avg/ rush	Avg/ catch	Pass effic	KR avg	PR avg	All purpose avg/game	Total offense avg/game
6	4.1	12.9	112.4	19.9	7.3	380.7	346.5

Date	Opponent	Tackles			Sacks	Fumble	Pass Defense			blkd	PAT attempts			off					
		ua	a	total			tfl-yds	no-yds	ff		fr-yds	int-yds	qbh	brup	kick	kick	rush	rcv	saf
08/26/2023	at Jacksonville St.	33	36	69	4.0-10	1-5	0	0-0	0-0	2	2	0	2-2	0	0	0	0	0	14
09/02/2023	UIW	34	26	60	4.0-9	2-4	2	0-0	1-0	0	5	0	4-4	0	0	0	0	0	28
09/09/2023	at Northwestern	43	10	53	5.0-17	2-12	0	0-0	0-0	0	4	0	1-1	0	0	0	0	0	7
09/16/2023	at Arizona	40	36	76	4.0-18	3-14	1	1-4	0-0	3	1	1	1-1	0	0	0	0	0	10
09/23/2023	UNLV	42	32	74	3.0-5	0-0	0	0-0	1-17	9	5	0	4-4	0	0	0	0	0	28
09/29/2023	Louisiana Tech	27	24	51	5.0-34	2-27	2	0-0	0-0	2	5	0	1-1	0	0	0	0	0	10
UTEP		219	164	383	25.0-93	10-62	5	1-4	2-17	16	22	1	13-13	0	0	0	0	0	97
Opponents		183	236	419	32.0-145	15-105	4	3-22	8-29	20	27	1	22-22	0	0	0	24	169	

Date	Opponent	Punting										Field Goals			Kickoffs			
		no.	yds	avg	long	blkd	tb	fc	50+	i20	md-att	long	blkd	no.	yds	avg	tb	ob
08/26/2023	at Jacksonville St.	4	164	41.0	56	0	0	0	1	1	0-1	0	0	2	110	55.0	0	0
09/02/2023	UIW	3	141	47.0	57	0	0	0	1	1	0-0	0	0	5	305	61.0	1	0
09/09/2023	at Northwestern	4	157	39.3	44	0	0	2	0	2	0-1	0	0	2	98	49.0	0	0
09/16/2023	at Arizona	7	285	40.7	44	0	0	3	0	5	1-1	25	0	3	137	45.7	0	0
09/23/2023	UNLV	5	177	35.4	49	1	0	3	0	0	0-0	0	0	5	323	64.6	2	0
09/29/2023	Louisiana Tech	6	275	45.8	59	0	1	1	1	1	1-1	36	0	3	195	65.0	3	0
UTEP		29	1199	41.3	59	1	1	9	3	10	2-4	36	0	20	1168	58.4	6	0
Opponents		25	1158	46.3	66	0	5	5	10	14	5-7	41	1	33	2100	63.6	23	0

UTEP INDIVIDUAL CAREER HIGHS

KELLY AKHARAIYI (WR)

Points Scored _____ 6, 2x, last at JSU (8/26/23)
 Receptions _____ 5, at NU (9/9/23)
 Receiving yards _____ 102, at JSU (8/26/23)
 Receiving TDs _____ 1, 2x, last at JSU (8/26/23)
 Long reception _____ 68, vs. FIU (11/19/22)
 Rush attempts _____ 1, at OU (9/3/22)
 Rush yards _____ -6, at OU (9/3/22)
 Long rush _____ -6, at OU (9/3/22)
 All-Purpose yards _____ 102, at JSU (8/26/23)

PRAISE AMAEWHULE (DE)

Tackles _____ 8, 2x, last vs. UNLV (9/23/23)
 Sacks _____ 3.5, at LA Tech (10/10/20)
 Tackles for loss _____ 3.5, at LA Tech (10/10/20)
 Forced fumbles _____ 1, 6x, last, vs. LA Tech (9/29/23)
 Fumbles recovered _____ 1, 2x, last vs. UNT (8/27/22)
 Pass breakups _____ 4, at LA Tech (10/10/20)
 QB Hurries _____ 7, vs. UNM (9/25/21)
 Interceptions _____ 1, vs. UNLV (9/23/23)

JOSIAH ALLEN (CB)

Tackles _____ 8, at UA (9/16/23)
 Fumbles recovered _____ 1, at LA Tech (10/8/22)
 Tackles for loss _____ 0.5, 2x, last at NU (9/9/23)
 Pass Breakups _____ 2, vs. UIW (9/2/23)
 Sacks _____ 0.5, at NU (9/9/23)

JEREMIAH BALLARD (WR)

Points Scored _____ 6, 2x, last vs. UNLV (9/23/23)
 Receptions _____ 5, at OU (9/3/22)
 Receiving yards _____ 92, at NU (9/9/23)
 Receiving TDs _____ 1, 2x, last vs. UNLV (9/23/23)
 Long reception _____ 42, vs. BSU (9/23/22)

MARCUS BELLON (WR/PR)

Points Scored _____ 6, 2x, last at LA Tech (10/8/22)
 Receptions _____ 4, UNLV (9/23/23)
 Receiving yards _____ 61, at LA Tech (10/8/22)
 Receiving TDs _____ 1, at LA Tech (10/8/22)
 Long reception _____ 52, at LA Tech (10/8/22)
 Punt returns _____ 3, 2x, last at UNM (9/17/22)
 Punt Ret. Yards _____ 57, vs. BSU (9/23/22)
 Long Punt Ret. _____ 47, vs. BSU (9/23/22)
 Punt Ret. TD _____ 1, vs. BSU (9/23/22)
 All-purpose yards _____ 61, at LA Tech (10/8/22)
 KO Returns _____ 3, vs. MT (10/29/22)
 KO Ret. Yards _____ 51, vs. MT (10/29/22)
 Long KO Ret. _____ 20, vs. MT (10/29/22)

AMIR BOYD-MATTHEWS (CB)

Tackles _____ 4, 2x, last at UTSA (11/26/22)
 Pass Breakups _____ 1, vs. UIW (9/2/23)

MCKEL BROUSSARD (S)

Tackles _____ 10, at UA (9/16/23)
 QB Hurries _____ 1, vs. UNM (9/25/21)
 Tackles for loss _____ 1.0, at NU (9/9/23)

TORRANCE BURGESS JR. (RB)

Points Scored _____ 6, 2x, last vs. UNLV (9/23/23)
 Rushing TDs _____ 1, 2x, last vs. UNLV (9/23/23)
 Rush Attempts _____ 19, vs. UNLV (9/23/23)
 Rushing Yards _____ 99, vs. UNLV (9/23/23)
 Long Rush _____ 40, vs. UIW (9/2/23)
 Receptions _____ 3, 2x, last vs. UNLV (9/23/23)
 Receiving Yards _____ 78, at UA (9/16/23)
 Long Reception _____ 51, at UA (9/16/23)
 All-purpose yards _____ 107, vs. UIW (9/2/23)

DAVIS BURNS (S)

Tackles _____ 1, 2x, last at UA (9/16/23)

JOHN BURRIS III (CB)

Tackles _____ 1, 4x, last at UA (9/16/23)

KENNY BYRD (LB)

Tackles _____ 1, 2x, last at UA (9/16/23)

STEFAN CAMERON (CB)

Tackles _____ 2, vs. UIW (9/2/23)
 Forced Fumble _____ 1, vs. UIW (9/2/23)

JOSTEIN CLARKE (WR)

Points Scored _____ 6, vs. UIW (9/2/23)
 Receiving TDs _____ 1, vs. UIW (9/2/23)
 Receptions _____ 3, at LA Tech (10/8/22)
 Receiving Yards _____ 15, at LA Tech (10/8/22)
 Long Reception _____ 20, at UA (9/16/23)

NATE DYMAN (LB)

Tackles _____ 1, at JSU (8/26/23)

MIKE FRANKLIN (RB)

Points Scored _____ 6, vs. UIW (9/2/23)
 Rushing TDs _____ 1, vs. UIW (9/2/23)
 Rush Attempts _____ 9, vs. UIW (9/2/23)
 Rushing Yards _____ 53, vs. UIW (9/2/23)
 Long Rush _____ 9, vs. UIW (9/2/23)
 Receptions _____ 1, at JSU (8/26/23)
 Receiving Yards _____ 11, at JSU (8/26/23)
 Long Reception _____ 11, at JSU (8/26/23)
 All-purpose yards _____ 53, vs. UIW (9/2/23)

ZACH FRYAR (TE)

Points Scored _____ 6, at NU (9/9/23)
 Receptions _____ 2, 2x, last at NU (9/9/23)
 Receiving Yards _____ 25, at JSU (8/26/23)
 Receiving TDs _____ 1, at NU (9/23/22)
 Long Reception _____ 19, at JSU (8/26/23)

JAVONI GARDERE (WR)

Points Scored _____ 6, at UA (9/16/23)
 Receptions _____ 1, at UA (9/16/23)
 Receiving yards _____ 25, at UA (9/16/23)
 Receiving TDs _____ 1, at UA (9/16/23)
 Long reception _____ 25, at UA (9/16/23)

DEION HANKINS (RB)

Points Scored _____ 18, at ULM (9/26/20)
 Touchdowns _____ 3, at ULM (9/26/20)
 Rush attempts _____ 24, vs. UIW (9/2/23)
 Rushing yards _____ 174, vs. UIW (9/2/23)
 Rushing TDs _____ 3, at ULM (9/26/20)
 Long rush _____ 72, vs. FAU (10/22/22)
 Receptions _____ 2, at FAU (10/30/21)
 Receiving Yards _____ 16, at LA Tech (10/8/22)
 Long reception _____ 16, at LA Tech (10/8/22)
 Total offense attempts _____ 24, vs. UIW (9/2/23)
 Total offense yards _____ 174, vs. UIW (9/2/23)
 All-purpose yards _____ 174, vs. UIW (9/2/23)

GAVIN HARDISON (QB)

Points Scored _____ 6, vs. FAU (10/22/22)
 Pass attempts _____ 51, at LA Tech (10/8/22)
 Pass completions _____ 26, at OU (9/3/22)
 Pass yards _____ 366, vs. Rice (11/20/21)
 Pass TDs _____ 3, 2x, last vs. UTSA (11/6/21)
 Long pass _____ 82, at ULM (9/26/20)
 Rush attempts _____ 10, 3x, last vs. UNT (8/27/22)
 Rush yards _____ 50, at Charlotte (10/1/22)
 Rushing TDs _____ 1, vs. FAU (10/22/22)
 Long rush _____ 29, at Charlotte (10/1/22)
 Total offense att. _____ 58, 2x, last at LA Tech (10/8/22)
 Total offense yards _____ 349, at LA Tech (10/8/22)
 All-purpose yards _____ 50, at Charlotte (10/1/22)

TREJON HUGUE (S)

Tackles _____ 6, vs. UIW (9/2/23)
 Tackle for Loss _____ 1.0, at UAB (11/27/21)
 Pass Breakups _____ 1, vs. UIW (9/2/23)

KEVIN HURLEY (QB)

Pass attempts _____ 4, at UA (9/16/23)
 Pass completions _____ 3, at UA (9/16/23)
 Pass yards _____ 55, at UA (9/16/23)
 Pass TDs _____ 1, at UA (9/16/23)
 Long pass _____ 25, at UA (9/16/23)
 Rush attempts _____ 1, 2x, last, at UA (9/16/23)
 Rush yards _____ -4, vs. FIU (11/19/22)
 Long rush _____ -4, vs. FIU (11/19/22)
 Total offense att. _____ 5, at UA (9/16/23)
 Total offense yards _____ 55, at UA (9/16/23)
 All-purpose yards _____ -4, vs. FIU (11/19/22)

KOBE HYLTON (S)

Tackles _____ 10, 2x, last at LA Tech (10/8/22)
 Tackle for Loss _____ 2.5, vs. UNT (8/27/22)
 Sacks _____ 0.5, vs. NMSU (9/10/22)
 QB Hurries _____ 3, at Charlotte (10/1/22)
 Forced fumbles _____ 1, 3x, last at UA (9/16/23)
 Pass Breakups _____ 2, at UTSA (11/26/22)
 Blocked kick _____ 1, at LA Tech (10/8/22)

ILIJAH JOHNSON (CB)

Tackles _____ 6, at Rice (11/3/22)
 Tackles for Loss _____ 1.0, vs. NMSU (9/10/22)
 Pass Breakups _____ 3, 2x, last vs. BSU (9/23/22)
 Interceptions _____ 1, 2x, last at Rice (11/3/22)

KD JOHNSON (DT)

Tackles _____ 3, vs. UNLV (9/23/23)
 QB Hurries _____ 1, vs. UNLV (9/23/23)

EZELL JOLLY (RB)

Rush attempts _____ 6, at NU (9/9/23)
 Rushing yards _____ 10, 2x, last at UA (9/16/23)
 Long rush _____ 6, at UA (9/16/23)
 Receptions _____ 1, at UA (9/16/23)
 Receiving Yards _____ 20, at UA (9/16/23)
 Long reception _____ 20, at UA (9/16/23)
 Total offense attempts _____ 6, at NU (9/9/23)
 Total offense yards _____ 30, at UA (9/16/23)
 All-purpose yards _____ 30, at UA (9/16/23)

TYRICE KNIGHT (LB)

Points Scored _____ 6, at Charlotte (10/1/22)
 Tackles _____ 16, vs. UIW (9/2/23)
 Sacks _____ 2.0, at UAB (11/27/21)
 Tackles for loss _____ 2.5, vs. UNT (8/27/22)
 QB Hurries _____ 2, vs. Rice (11/20/21)
 Forced fumbles _____ 1, 4x, last at LA Tech (10/8/22)
 Fumbles recovered _____ 1, 3x, last at UA (9/16/23)
 Touchdowns (FR) _____ 1, at Charlotte (10/1/22)
 Interceptions _____ 1, 2x, last vs. NMSU (9/10/22)
 Pass Breakups _____ 2, vs. LA Tech (9/29/23)

OSCAR MOORE (S)

Tackles _____ 3, vs. UNLV (9/23/23)

TREZ MOORE (CB)

Tackles _____ 6, 2x, last vs. BSU (9/23/22)
 Pass Breakups _____ 1, 3x, at JSU (8/26/23)
 QB Hurries _____ 1, at Charlotte (10/1/22)
 Forced fumbles _____ 1, vs. FAU (10/22/22)
 Interceptions _____ 1, vs. UIW (9/2/23)

ATIQU MUHAMMAD (CB)

Tackles _____ 1, 2x, last at NU (9/9/23)

JAMES NEAL (LB)

Tackles _____ 10, at JSU (8/26/23)
 Tackle for Loss _____ 1.0, 2x last vs. UIW (9/2/23)
 Sacks _____ 1.0, 2x last vs. UIW (9/2/23)
 Fumbles recovered _____ 1, vs. NMSU (9/10/22)
 Forced fumbles _____ 1, vs. UIW (9/2/23)
 Pass Breakups _____ 1, vs. LA Tech (9/29/23)

UTEP INDIVIDUAL CAREER HIGHS

AJ ODUMS (CB)

Tackles _____ 4, vs. LA Tech (9/29/23)
 Pass breakups _____ 1, 2x, last vs. UNLV (9/23/23)

TOREY RICHARDSON (CB)

Tackles _____ 4, 2x, last vs. UNLV (9/23/23)
 Interceptions _____ 1, vs. LA Tech (10/16/21)
 Pass breakups _____ 3, vs. UTSA (11/6/21)

JALEN RUDOLPH (DT)

Points Scored _____ 2, vs. LA Tech (10/16/21)
 Tackles _____ 3, vs. UTSA (11/6/21)
 Sacks _____ 1.0, at UTSA (11/26/22)
 Tackles for loss _____ 1.0, 5x, last at UTSA (11/26/22)

LANTZ RUSSELL (S)

Tackles _____ 1, at UA (9/16/23)

JOSHUA SLOAN (P)

Punt Attempts _____ 8, 2x, last at UNT (11/13/21)
 Punt Yards _____ 333, at UNT (11/13/21)
 Longest Punt _____ 63, at UTSA (11/14/20)
 Tackles _____ 1, 3x, last vs. UIW (9/2/23)
 Forced Fumble _____ 1, at Rice (11/3/22)

TYRIN SMITH (WR)

Points Scored _____ 12, vs. UTSA (11/6/21)
 Touchdowns _____ 2, vs. UTSA (11/6/21)
 Receptions _____ 10, vs. MT (10/29/22)
 Receiving Yards _____ 183, at UNM (9/17/22)
 Receiving TDs _____ 2, vs. UTSA (11/6/21)
 Long Reception _____ 76, at UNM (9/17/22)
 Rush attempts _____ 1, 2x, last at UNM (9/17/22)
 Rush yards _____ 14, vs. UNT (8/27/22)
 Long rush _____ 15, vs. FAU (10/22/22)
 All-purpose yards _____ 188, at UNM (9/17/22)
 Pass attempts _____ 1, at UTSA (11/26/22)
 Pass completions _____ 1, at UTSA (11/26/22)
 Pass yards _____ 56, at UTSA (11/26/22)
 Long pass _____ 56, at UTSA (11/26/22)

KEENAN STEWART (DT)

Tackles _____ 12, at LA Tech (10/10/20)
 Tackles for loss _____ 3.0, at Charlotte (10/24/20)
 Forced Fumbles _____ 1, at Charlotte (10/24/20)
 Fumbles recovered _____ 1, at LA Tech (10/8/22)
 Sacks _____ 1.0, 2x, last at Boise State (9/10/21)
 QB Hurries _____ 3, vs. BSU (9/23/22)
 Pass breakups _____ 1, at ULM (9/26/20)

TEVITA TAFUNA (DT)

Tackles _____ 5, at JSU (8/26/23)
 Tackles for Loss _____ 1.0, vs. Rice (11/20/21)
 QB Hurries _____ 1, at Boise State (9/10/21)
 Pass Breakups _____ 1, at UNM (9/17/22)
 Fumbles recovered _____ 1, vs. MT (10/29/22)

OSAIASI TAUელი (LB)

Tackles _____ 2, at UNM (9/17/22)

ANGELO TEJADA (LS)

Tackles _____ 1, at OU (9/3/22)

BRYTON THOMPSON (DE)

Tackles _____ 3, vs. UNT (8/27/22)
 Tackles for loss _____ 1.0, 4x, last at UA (9/16/23)
 Forced fumbles _____ 1, vs. NMSU (9/10/22)
 Sacks _____ 1.0, 4x, last at UA (9/16/23)

RAQUAN THOMPSON (DL)

Tackles _____ 1, vs. UIW (9/2/23)
 Tackles for loss _____ 1.0, vs. UIW (9/2/23)

SIONE TONGA'UIHA (DT)

Tackles _____ 3, 2x, last at Boise State (9/10/21)
 Sacks _____ 0.5, vs. NM State (9/10/22)
 Tackles for loss _____ 0.5, vs. NM State (9/10/22)
 QB Hurries _____ 1, at NM State (8/28/21)

LOGOLOGO VA'A (DT)

Tackles _____ 4, vs. UNLV (9/23/23)
 Tackles for loss _____ 1.0, 2x, last at NU (9/9/23)

KANIOUS VAUGHN (DE)

Tackles _____ 2, 2x, last at UA (9/16/23)
 Sacks _____ 1.0, vs. LA Tech (9/29/23)
 Tackles for loss _____ 1.0, vs. LA Tech (9/29/23)
 Forced fumbles _____ 1, vs. LA Tech (9/29/23)

CARTRAVEN WALKER (RB)

Rush Attempts _____ 2, at OU (9/3/22)
 Rush Yards _____ 9, at OU (9/3/22)
 Long Rush _____ 7, at OU (9/3/22)

MAURICE WESTMORELAND (DE)

Tackles _____ 5, vs. NM State (9/10/22)
 QB Hurries _____ 1, 2x, vs. FIU (11/19/22)
 Tackles for loss _____ 1.0, 2x, last at UA (9/16/23)
 Sacks _____ 1.0, 2x, last at UA (9/16/23)
 Pass breakups _____ 2, vs. UNLV (9/23/23)

EMARI WHITE (WR)

Receptions _____ 1, at UA (9/16/23)
 Receiving Yards _____ 10, at UA (9/16/23)
 Long Reception _____ 10, at UA (9/16/23)
 All-purpose yards _____ 10, at UA (9/16/23)

TYLER WILLIAMS (DB)


Tackles _____ 5, vs. UNLV (9/23/23)
 Pass breakups _____ 2, vs. UNLV (9/23/23)
 QB Hurries _____ 1, vs. UNLV (9/23/23)

JEROME WILSON JR. (LB)

Tackles _____ 6, at Texas (9/12/20)
 Tackles for loss _____ 0.5, 2x, Last vs. UNT (12/11/20)
 QB Hurries _____ 1, vs. UNT (8/27/22)

UTEP FOOTBALL 2023 RECAPS

Game #1

	UTEP (0-1, 0-1)	14
	Jax State (1-0, 1-0)	17

Jacksonville, Ala. • JSU Stadium (17,982)
Aug. 26, 2023

UTEP had possession in the final seconds with a chance to win, but missed on a pair of plays, sending Jacksonville State to a narrow 17-14 victory on Aug. 26 at Burgess-Snow Field at JSU Stadium.

The Gamecocks (1-0, 1-0 Conference USA) opened with a victory in their first ever game as an FBS program and first in CUSA. The Miners (0-1, 0-1 CUSA) outgained their opponent 364 to 275 yards of total offense and 22 to 15 on first downs. UTEP controlled the clock at 34:38 to JSU's 25:22, but the Gamecocks rushed for 208 yards on 44 attempts (4.7 avg.) and two scores.

Gavin Hardison 17-of-29 for 208 and a TD with a pair of interceptions, including his second pick in the final seconds that clinched the win for JSU. Hardison's TD gives him 36 in his career, now ranking third on the program's all-time list.

The Miners forced the Gamecocks to punt getting the ball back at their own 12 with 4:41 left in the contest. Hardison found Kelly Akharaيي on a 21-yard pass to the JSU 44, and followed that with an 11-yard run to the JSU 33. After Torrance Burgess Jr. tallied nine yards on a back-to-back carries to the JSU 24, Hardison missed on Akharaيي in the end zone on a play broken up by Derek Carter.

UTEP went for it on a fourth-and-1, but Jeremiah Harris picked off Hardison's pass to seal the win.

Burgess Jr. led the team with a career-high 58 yards, while Deion Hankins rushed for 54 yards and a score. Akharaيي gained a career-high 104 yards on four receptions with a score.

Jax State took a 17-7 lead following a Malik Jackson rushing score, but UTEP got within three points (17-14).

SCORE BY QUARTERS

TEAM	1ST	2ND	3RD	4TH	TOTAL
UTEP	0	7	0	7	14
JSU	3	7	7	0	17

QTR TIME SCORING PLAY

1st	04:57	JSU - Karajic 41-yard FG, 10-24, 03:03
2nd	13:26	JSU - Wiggins 4-yard rush (Karajic kick), 12-80, 03:40
	00:00	UTEP - Hankins 1-yard rush (Flabiano kick), 9-74, 01:31
3rd	07:47	JSU - Jackson 7-yard rush (Karajic kick), 3-66, 01:13
4th	12:19	UTEP - Akharaيي 32-yard pass from Hardison (Flabiano kick), 8-74, 04:02

TEAM STATISTICS

	UTEP	JSU
First Downs	22	15
Rushing Attempts-Yards	43-156	44-208
Passing Yards	208	67
Passes	17-29-2	10-20-0
Total Offense	364	275
Punt Returns-Yards	1-5	1-1
Kickoff Returns-Yards	0-0	0-0
Punts-Average	4-41.0	5-45.8
Fumbles-Lost	0-0	0-0
Penalties-Yards	5-55	5-52
Time of Possession	34:38	25:22

UTEP Leaders

Passing	C-A-I	YDS	TD	LG
Hardison	17-29-2	208	1	32
Rushing	ATT.	YDS	TD	LG
Burgess Jr.	12	58	0	19
Hankins	15	54	1	20
Receiving	Rec.	YDS	TD	LG
Akharaيي	4	102	1	32
Smith	5	38	0	11

JSU Leaders

Passing	C-A-I	YDS	TD	LG
Webb	10-20-0	67	0	17
Rushing	ATT.	YDS	TD	LG
Jackson	13	76	1	44
Wiggins	13	63	1	15
Receiving	Rec.	YDS	TD	LG
Petway	3	13	0	5
Wiggins	3	24	0	17

Tackles	U-A-T	Sack-YD	TFL-YD	FF
Knight	7-6-13	0.0-0	0.5-0	0
Neal	1-9-10	0.0-0	0.0-0	0

Game #2

	UIW (0-1)	14
	UTEP (1-1, 0-1)	28

El Paso, Texas • Sun Bowl Stadium (30,738)
Sept. 2, 2023

A trio of UTEP running backs hit career highs as Deion Hankins (174 yards), Torrance Burgess Jr. (85 yards) and Mike Franklin (53 yards) led a rushing attack that piled up 329 yards, while the defense pitched a second-half shutout in a 28-14 victory on "Miner Magic/80's Night" in front of 30,738 fans in the Sun Bowl.

The Miners' big offensive line helped pound out 50 rushing attempts that averaged 6.6 yards per carry. Burgess Jr. scored his first career touchdown on a 40-yard dash to pay dirt, and Franklin also found the end zone for the first time in his UTEP career on a three-yard plunge that put UTEP up 14 points at the 7:08 mark of the fourth.

A third Miner also scored his first career touchdown as Jostein Clarke hauled in a 13-yard scoring reception that tied the game at 14 apiece late in the first half.

Tyrin Smith's first TD of the season gave the Miners the go-ahead lead on a 24-yard scoring strike from Gavin Hardison. Smith finished with team highs in receptions (five) and receiving yards (49). Hardison tossed a pair of touchdowns on 10-of-13 passing for 94 yards.

With the score tied at 14-14, the UTEP defense came out of the locker room for the second half and shutdown the Cardinals. UTEP held UIW to only 14 yards of total offense in the third quarter, and 56 in the fourth. UIW finished 5-of-14 on third-down conversions.

Tyrice Knight led the defensive attack with a career-high 16 tackles, while adding a sack. After UTEP's final TD in the fourth, Trez Moore intercepted his first career pass with 5:58 left to play in the contest. Trejon Hugue, in his first ever start, tallied a career-best six tackles and added his first career pass breakup.

SCORE BY QUARTERS

TEAM	1ST	2ND	3RD	4TH	TOTAL
UIW	7	7	0	0	14
UTEP	7	7	7	7	28

QTR TIME SCORING PLAY

1st	10:46	UIW - Porter 34-yard pass from Calzada (Lawler kick), 4-44, 01:24
	06:52	UTEP - Burgess Jr. 40-yard rush (Flabiano kick), 8-75, 03:54
2nd	10:42	UIW - Stiggers 5-yard rush (Lawler kick), 7-92, 02:29
	04:52	UTEP - Clarke 13-yard pass from Hardison (Flabiano kick), 10-78, 05:43
3rd	06:40	UTEP - Smith 24-yard pass from Hardison (Flabiano kick), 12-75, 08:20
4th	08:47	UTEP - Franklin 3-yard rush (Flabiano kick), 12-96, 07:08

TEAM STATISTICS

	UIW	UTEP
First Downs	19	25
Rushing Attempts-Yards	27-63	50-329
Passing Yards	245	94
Passes	18-31-1	10-13-0
Total Offense	308	423
Punt Returns-Yards	2-38	0-0
Kickoff Returns-Yards	4-80	1-22
Punts-Average	4-46.2	3-47.0
Fumbles-Lost	2-0	0-0
Penalties-Yards	10-93	10-97
Time of Possession	24:28	35:32

UTEP Leaders

Passing	C-A-I	YDS	TD	LG
Hardison	10-13-0	94	2	24
Rushing	ATT.	YDS	TD	LG
Hankins	24	174	0	20
Burgess Jr.	10	85	1	40
Receiving	Rec.	YDS	TD	LG
Smith	4	49	1	24
Ballard	2	11	0	7

UIW Leaders

Passing	C-A-I	YDS	TD	LG
Calzada	18-31-1	245	1	61
Rushing	ATT.	YDS	TD	LG
Siggers	12	39	1	9
Wiley	7	11	0	7
Receiving	Rec.	YDS	TD	LG
Porter	6	94	1	34
Campbell	4	42	0	15

Tackles	U-A-T	Sack-YD	TFL-YD	PBU
Knight	10-6-16	1.0-4	2.5-8	0
Hugue	5-1-6	0.0-0	0.0-0	1

Tackles	U-A-T	Sack-YD	TFL-YD	INT
Rich	3-7-10	0.0-0	0.0-0	0
Foster	2-7-9	0.0-0	0.0-0	0

UTEP FOOTBALL 2023 RECAPS

Game #3



UTEP (1-2, 0-1) 7
Northwestern (1-1, 0-1) 38

Evanston, Ill. • Ryan Field (14,851)
Sept. 9, 2023

UTEP battled Big Ten opponent Northwestern, going into the locker room tied at the half, but the Wildcats (1-1) outscored the Miners (1-2) 31-0 in the second at Ryan Field on Saturday afternoon.

With the count 7-7, Northwestern opened the second half with a 13-play, 79-yard drive that took over six minutes off the clock. Thomas Gordon was wide open the scoring play, walking into the end zone on an 18-yard reception.

Gavin Hardison followed with his second interception of the game as NU's Xander Mueller returned the pick to the UTEP three-yard line. The Wildcats capitalized, as Ben Bryant scored on a one-yard QB keeper three plays later at the 6:03 mark of the third quarter to go up 21-7 and the Wildcats never looked back.

NU won its first game on American soil since defeating Rutgers in Evanston on Oct. 16, 2021, and first win since the 2022 opener in Dublin, Ireland.

Hardison started the game 7-for-8 and finished 17-of-25 for 192 yards, a passing score and two interceptions. Jeremiah Ballard tallied a career-high 92 yards on four receptions.

A pair of freshmen saw action on Ryan Field in the fourth. Redshirt freshman Jake McNamara saw action in the fourth quarter, throwing for 23 yards (2-5) and an interception. True freshman RB Ezell Jolly tallied 10 yards on five rushes.

Northwestern outgained UTEP 391 yards to 319. The Wildcats ran up 268 yards of total offense in the dominant second half to the Miners' 116 yards. The NU defense yielded UTEP's rushing attack to 104 yards on 35 carries (3.0 avg.).

UTEP finished 3-for-13 on third down conversions, while NU was 6-11.

SCORE BY QUARTERS

TEAM	1ST	2ND	3RD	4TH	TOTAL
UTEP	7	0	0	7	7
NU	7	0	21	10	38

QTR TIME SCORING PLAY

1st	11:08	UTEP - Fryar 4-yard pass from Hardison (Flabiano kick), 8-70, 03:52
	07:46	NU - Lausch 6-yard rush (Olsen kick), 8-71, 03:22
3rd	08:19	NU - Gordon 18-yard pass from Bryant (Olsen kick), 13-79, 06:36
	06:03	NU - Bryant 1-yard rush (Olsen kick), 3-3, 01:27
	02:51	NU - Homon 85-yard pass from Hilinski (Olsen kick), 3-88, 01:26
4th	07:07	NU - Henning 4-yard rush (Olsen kick), 8-90, 05:25
	03:53	NU - Olsen 40-yard FG, 4-9, 01:16

TEAM STATISTICS

	UTEP	NU
First Downs	19	17
Rushing Attempts-Yards	35-104	39-184
Passing Yards	215	207
Passes	19-30-3	13-20-0
Total Offense	319	391
Punt Returns-Yards	1-5	0-0
Kickoff Returns-Yards	4-83	1-18
Punts-Average	4-39.2	4-41.2
Fumbles-Lost	0-0	0-0
Penalties-Yards	6-42	4-33
Time of Possession	31:21	23:23

UTEP Leaders

Passing	C-A-I	YDS	TD	LG
Hardison	17-25-2	192	1	36

Rushing	ATT.	YDS	TD	LG
Burgess Jr.	7	34	0	12
Hankins	7	27	0	12

Receiving	Rec.	YDS	TD	LG
Akharaiyi	5	53	0	18
Smith	5	40	0	21

Tackles	U-A-T	Sack-YD	TFL-YD	PBU
Knight	11-3-14	0.5-3	1.5-4	0
Neal	6-2-8	0.0-0	0.0-0	1

NU Leaders

Passing	C-A-I	YDS	TD	LG
Webb	10-20-0	67	0	17

Rushing	ATT.	YDS	TD	LG
Jackson	13	76	1	44
Wiggins	13	63	1	15

Receiving	Rec.	YDS	TD	LG
Petway	3	13	0	5
Wiggins	3	24	0	17

Tackles	U-A-T	Sack-YD	TFL-YD	INT
Heard II	6-1-7	1.0-2	1.0-2	0
Mueller	5-2-7	1.0-3	1.5-4	1

Game #4



UTEP (1-3, 0-1) 10
Arizona (2-1, 0-0) 31

Tucson, Ariz. • Arizona Stadium (44,182)
Sept. 16, 2023

Arizona ran up a season-high 544 yards of total offense on its way to a 31-10 win over UTEP on Sept. 16 in Arizona Stadium in front of 44,182 in attendance.

The Miners (1-3) totaled 332 yards, including 75 yards on seven plays on their final drive to get into the end zone. Backup QB Kevin Hurley threw a 25-yard TD toss to Javoni Gardere with 1:32 remaining in the game. UTEP only tallied 49 rushing yards on 26 attempts (1.9 avg.) and gained 13 first downs.

The Wildcats (2-1) ran for 244 yards rushing on 32 carries (7.6 avg.) led by Michael Wiley's 83 with a touchdown. Jonah Colman gained 71 yards on the ground. Former UTEP WR Jacob Cowing hauled in 10 receptions for 84 yards and a score. Jayden de Laura threw for 285 yards on 23-of-29 passing and three touchdowns. Tetairoa McMillian (six rec., 89 yards) and Montana Lemonious-Craig (two rec., 30 yards) were on the other end of those TD tosses.

Gavin Hardison finished 15-of-31 for 228 yards, while Hurley - in relief - went 3-of-4 for 55 yards and a score. Torrance Burgess Jr. tallied a career-high 78 yards on a career-most three receptions, including a career-long reception of 51 yards. Tyrin Smith registered 64 yards on five receptions.

The Wildcats, on their second possession, turned the ball over after Kobe Hylton forced a fumble that was recovered by Tyrice Knight at the UTEP 48. UTEP couldn't take advantage, being forced to punt. Arizona got on the board first on a 92-yard, seven-play scoring drive that resulted in a McMillian 18-yard scoring pass from de Laura at the 14:53 mark of the second quarter.

UTEP made it a 7-3 contest after a seven-play, 65-yard drive. The possession was sparked by Burgess Jr.'s 51-yard catch to the Arizona 13-yard line. Buzz Flabiano capped the drive with his first career field goal from 25 yards out with 5:13 remaining in the first half.

SCORE BY QUARTERS

TEAM	1ST	2ND	3RD	4TH	TOTAL
UTEP	0	3	0	7	10
UA	0	14	10	7	31

QTR TIME SCORING PLAY

2nd	14:53	UA - McMillan 18-yard pass from de Laura (Loop kick), 7-92, 02:38
	05:13	UTEP - Flabiano 25-yard FG, 7-65, 03:40
	01:23	UTEP - Wiley 3-yard rush (Loops kick), 10-74, 03:44
3rd	08:59	UA - Loop 38-yard FG, 8-54, 04:33
	02:42	UA - Cowing 2-yard pass from de Laura (Loop kick), 3-26, 01:26
4th	09:19	UA - Henning 4-yard rush (Olsen kick), 8-90, 05:25
	01:32	UTEP - Gardere 25-yard pass from Hurley (Flabiano kick), 7-75, 03:12

TEAM STATISTICS

	UTEP	UA
First Downs	13	26
Rushing Attempts-Yards	26-49	32-244
Passing Yards	283	300
Passes	18-35-0	25-32-0
Total Offense	332	544
Punt Returns-Yards	0-0	1-0
Kickoff Returns-Yards	0-0	3-42
Punts-Average	7-40.7	3-34.0
Fumbles-Lost	1-1	1-1
Penalties-Yards	6-60	6-34
Time of Possession	29:43	30:17

UTEP Leaders

Passing	C-A-I	YDS	TD	LG
Hardison	15-31-2	228	0	51

Rushing	ATT.	YDS	TD	LG
Hankins	9	34	0	14
Burgess Jr.	8	22	0	8

Receiving	Rec.	YDS	TD	LG
Smith	5	64	0	20
Smith	3	78	0	51

Tackles	U-A-T	Sack-YD	TFL-YD	FF
Broussard	5-5-10	0.0-0	0.0-0	0
Hylton	6-3-9	0.0-0	0.0-0	1

UA Leaders

Passing	C-A-I	YDS	TD	LG
de Laura	23-29-0	285	3	37


Rushing	ATT.	YDS	TD	LG
Wiley	17	83	1	17
Coleman	3	71	0	59

Receiving	Rec.	YDS	TD	LG
Cowing	10	84	1	16
McMillan	6	89	1	37

Tackles	U-A-T	Sack-YD	TFL-YD	QBH
Flowe	3-8-11	0.0-0	0.0-0	0
Manu	1-5-6	1.0-13	1.0-13	1

UTEP FOOTBALL 2023 RECAPS

Game #5

	UNLV (3-1)	45
	UTEP (1-4, 0-1)	28

**El Paso, Texas • Sun Bowl Stadium (28,042)
Sept. 23, 2023**

UNLV racked up 307 yards on the ground and six rushing touchdowns as the Rebels (3-1) defeated the Miners (1-4), 45-28, on Sept. 23.

Torrance Burgess Jr. rushed for a career-high 99 yards on 19 carries (5.2 avg.), while Kelly Akharaiyi, after no receptions on eight targets last week, responded with 92 yards on four catches.

Despite the defense yielding 497 yards of total offense, Tyrice Knight amassed 15 more tackles, including 13 solo stops. Praise Amaewhule tied his career best with eight tackles and picked off his first career pass.

But UNLV's rushing attack was stellar as Jai'Den Thomas had a game-high 100 yards and four rushing touchdowns, Vincent Davis tallied 97 yards on the ground, Courtney Reese recorded 58 yards and a score, and Donavyn Lester added a touchdown.

UNLV jumped out to an early 7-0 lead at the 9:27 mark when Thomas rushed for a 12-yard score. The Rebels scored on the first play of their drive following a blocked punt. UNLV's Cameren Jenkins blocked a Joshua Sloan attempt that was recovered at the UTEP 12.

UTEP answered on the ensuing possession. The Miners drove the ball 75 yards on 10 plays that was capped a Gavin Hardison one-yard QB sneak to pay dirt. The key play on the drive was a Marcus Bellon 20-yard reception to the 20 on a third-and-18 from the UNLV 42.

SCORE BY QUARTERS

TEAM	1ST	2ND	3RD	4TH	TOTAL
UNLV	14	14	0	17	14
UTEP	7	7	7	7	17

QTR TIME SCORING PLAY

1st	09:27	UNLV - Thomas 12-yard rush (Pizano kick), 1-12, 00:07
	03:20	UTEP - Hardison 1-yard rush (Flabiano kick), 10-75, 06:07
	02:14	UNLV - Thomas 17-yard rush (Pizano kick), 3-75, 01:06
2nd	05:11	UTEP - Hardison 1-yard rush (Flabiano kick), 10-57, 05:35
	03:18	UNLV - Hankins 1-yard rush (Flabiano kick), 9-74, 01:31
	01:01	UNLV - Thomas 5-yard rush (Pizano kick), 6-32, 01:17
3rd	11:12	UTEP - Burgess Jr. 11-yard rush (Flabiano kick), 7-75, 03:48
4th	14:30	UNLV - Thomas 1-yard rush (Pizano kick), 6-77, 01:47
	11:07	UTEP - Ballard 27-yard pass from Hardison (Flabiano kick), 6-77, 03:16
	07:39	UNLV - Reese 32-yard rush (Pizano kick), 9-66, 03:22
	01:56	UNLV - Pizano 30-yard FG, 5-23, 02:24

TEAM STATISTICS

	UNLV	UTEP
First Downs	23	21
Rushing Attempts-Yards	48-307	34-91
Passing Yards	190	225
Passes	15-27-1	14-31-3
Total Offense	497	316
Punt Returns-Yards	2-13	0-0
Kickoff Returns-Yards	3-56	3-54
Punts-Average	3-49.3	5-35.4
Fumbles-Lost	0-0	0-0
Penalties-Yards	10-96	8-74
Time of Possession	29:51	30:09

UTEP Leaders

Passing	C-A-I	YDS	TD	LG
Hardison	14-31-3	225	1	29

Rushing	ATT.	YDS	TD	LG
Burgess Jr.	19	99	1	18
Hankins	3	8	0	4

Receiving	Rec.	YDS	TD	LG
Akharaiyi	4	92	0	29
Bellon	4	50	0	20

Tackles	U-A-T	Sack-YD	TFL-YD	QBH
Knight	13-2-15	0.0-0	2.0-4	1
Neal	4-5-9	0.0-0	0.0-0	0

UNLV Leaders


Passing	C-A-I	YDS	TD	LG
Webb	10-20-0	67	0	17

Rushing	ATT.	YDS	TD	LG
Jackson	13	76	1	44
Wiggins	13	63	1	15

Receiving	Rec.	YDS	TD	LG
Petway	3	13	0	5
Wiggins	3	24	0	17

Tackles	U-A-T	Sack-YD	TFL-YD	PBU
Baldwin	3-6-9	0.0-0	0.0-0	0
Woodard	2-5-7	0.0-0	0.0-0	1

Game #6

	LA Tech (3-3, 2-0)	24
	UTEP (1-5, 0-2)	10

**El Paso, Texas • Sun Bowl Stadium (9,101)
Sept. 29, 2023**

LA Tech used a pair of early touchdowns including a long punt return for a score as the Bulldogs jumped out to an early lead and never looked back, defeating UTEP 24-10 on Sept. 29 in Sun Bowl Stadium.

LA Tech stopped a 14-game road losing streak as Tyre Shelton rushed for a game-high 104 yards on 16 carries (6.5 avg.) and a score. UTEP rushed for 220 yards on 46 attempts with a touchdown, led by Deion Hankins's 83 yards on 15 carries (5.5 avg.).

Smoke Harris broke the game open early when he took a punt back 67 yards for a touchdown that put his squad up 14 points in the first quarter.

Backup quarterback's Jack Turner and Kevin Hurley got the nod to start under center for their respective teams, while for Hurley it was his first career one. Freshman Jake McNamara also saw action as he rushed for a two-yard score to put the Miners on the board. Hurley and McNamara would eventually leave the contest with injuries. That made way for Cade McConnell to see his first action at UTEP. The trio of UTEP field generals finished 9-of-28 for 101 yards.

It was a penalty-laden contest with the two teams being called for a combined 22 penalties for 201 yards. The Miners were called for nine of them for 78 yards, while the Bulldogs were whistled for 13 (123 yards). A glaring stat for UTEP was going 3-for-18 on third-down plays.

The Bulldogs struck first with a 75-yard drive on four plays that resulted in a Shelton one-yard touchdown run. Cyrus Allen sped out to an 85-yard reception on the third play of the drive – his only catch of the game – that helped set up the early score.

LA Tech built its lead to 14-0 after Harris's 67-yard punt return for a score at the 11:28 mark.

SCORE BY QUARTERS

TEAM	1ST	2ND	3RD	4TH	TOTAL
LA TECH	14	3	0	7	24
UTEP	0	7	3	0	10

QTR TIME SCORING PLAY

1st	12:47	Tech - Shelton 1-yard rush (Barnes kick), 4-75, 02:13
	11:28	Tech - Harris 67-yard punt return (Barnes kick), 01:19
2nd	14:16	UTEP - McNamara 2-yard rush (Flabiano kick), 14-93, 07:56
	02:28	Tech - Barnes 32-yard FG, 8-63, 05:17
3rd	10:30	UTEP - Flabiano 36-yard FG, 10-56, 04:30
4th	14:54	Tech - Edwards 20-yard pass from Turner (Barnes kick), 9-65, 04:56

TEAM STATISTICS

	LA	UTEP
First Downs	14	17
Rushing Attempts-Yards	31-142	46-220
Passing Yards	152	101
Passes	9-20-0	9-28-0
Total Offense	294	321
Punt Returns-Yards-TD	3-72-1	2-19
Kickoff Returns-Yards	0-0	0-0
Punts-Average	6-55.2	6-45.8
Fumbles-Lost	2-0	3-1
Penalties-Yards	13-123	9-78
Time of Possession	27:08	32:52

UTEP Leaders

Passing	C-A-I	YDS	TD	LG
Hurley	4-15-0	44	0	16

Rushing	ATT.	YDS	TD	LG
Hankins	15	83	0	25
Burgess Jr.	11	68	0	26

Receiving	Rec.	YDS	TD	LG
Ballard	3	39	0	26
Akharaiyi	3	37	0	16

Tackles	U-A-T	Sack-YD	TFL-YD	PBU
Knight	6-4-10	0.0-0	1.0-2	2
Hylton	4-4-8	0.0-0	0.0-0	0

LA Leaders

Passing	C-A-I	YDS	TD	LG
Turner	9-20-0	152	1	85

Rushing	ATT.	YDS	TD	LG
Shelton	16	104	1	37
Moody	7	25	0	15

Receiving	Rec.	YDS	TD	LG
Edwards	4	52	1	25
Harris	3	14	0	4

Tackles	U-A-T	Sack-YD	TFL-YD	PBU
Heard	4-6-10	0.0-0	0.0-0	3
Zimos	5-4-9	0.0-0	0.0-0	0