

# GAME #4

vs FIU

Saturday, Sept. 24 / 2:30 p.m. CT  
Houchens-Smith Stadium/Bowling Green, Ky.



**WATCH:** CBS SPORTS NETWORK  
Play-by-Play: Chick Hernandez  
Analyst: Randy Cross

**RADIO:** Play-by-Play: Randy Lee  
Analyst: Terry Obee  
Sideline: Jared Holland & Lexi Schweinert

Hilltopper Sports Network: SAM 100.7 FM & ESPN 102.7 FM

Internet Radio: www.WKUSports.tv and "Behind The Mic"  
Live Stats: www.Hawaii.statbroadcast.com

## WKU HILLTOPPERS (2-1, 0-0 CONFERENCE USA)

DATE	OPPONENT	TIME (CT)	RESULT/TV
<b>August</b>			
27	Austin Peay	11 a.m.	W, 38-27
<b>September</b>			
3	at Hawaii	11 p.m.	W, 49-17
17	at Indiana	11 a.m.	L, 30-33 OT
24	FIU*	2:30 p.m.	CBSSN
<b>October</b>			
1	Troy	6 p.m.	ESPN+
8	at UTSA*	5 p.m.	ESPN Networks
15	at Middle Tennessee*	2:30 p.m.	ESPN Networks
21	UAB*	7 p.m.	CBSSN
29	North Texas* (HC)	2:30 p.m.	Stadium
<b>November</b>			
5	at Charlotte*	11 a.m.	CBSSN
12	Rice*	1 p.m.	ESPN Networks
19	at Auburn	TBA	TBA
26	at Florida Atlantic*	11 a.m.	CBSSN

## FIU PANTHERS (1-1, 0-0 CONFERENCE USA)

DATE	OPPONENT	TIME (ET)	RESULT/TV
<b>September</b>			
1	Bryant	7 p.m.	W, 38-37 OT
10	at Texas State	7 p.m.	L, 12-41
24	at WKU*	3:30 p.m.	CBSSN
<b>October</b>			
1	at New Mexico State	8 p.m.	Flo Sports
8	UConn	7 p.m.	ESPN Networks
14	UTSA*	8 p.m.	CBSSN
22	at Charlotte*	3:30 p.m.	ESPN Networks
28	Louisiana Tech*	8 p.m.	CBSSN
<b>November</b>			
5	at North Texas*	4 p.m.	ESPN Networks
12	Florida Atlantic*	7 p.m.	Stadium
19	at UTEP*	4 p.m.	ESPN Networks
26	Middle Tennessee*	6 p.m.	ESPN Networks

# HILLTOPPER

## 2022 FOOTBALL GAME NOTES PACKAGE

@WKUFootball @wkufootball [www.WKUSports.com](http://www.WKUSports.com) /WKUFootball WKUSports

**Media Contact:** Tyler Roper, Associate Director of Athletic Communications • tyler.roper@wku.edu • 801-518-7941 • @t\_rope93  
**Secondary Contact:** Jack Todd, Assistant Director of Athletic Communications • jack.todd@wku.edu • 615-943-3325 • @jack\_todd4

### OPENING KICKOFF

#### CONFERENCE USA OPENER

Saturday's matchup between WKU and FIU will serve as the Conference USA opener for both schools. Last season, the Hilltoppers won Conference USA's East Division while the Panthers went winless against conference competition. WKU has faced FIU once in its C-USA opener before, taking down the Panthers in 2019 by a score of 20-14.

#### BOUNCE BACK

The Hilltoppers enter Saturday's matchup with FIU off a tough, overtime loss to Indiana. WKU has not lost consecutive games since falling to nationally ranked Michigan State and eventual Conference USA Champion UTSA a season ago.

#### KEEP THE STREAK ALIVE

WKU has scored 30 points or more in every game since the 2020 Lending Tree Bowl. That's a streak of 17 games overall. If just counting regular season contests, the streak goes back to the 2020 matchup with Southern Miss when WKU won 10-7. That streak also covers a total of 17 games.

#### GOOD TO BE HOME

The Tops have been on the road since Aug. 27 when they opened the season versus Austin Peay in the very first college football game of 2022. The friendly confines of Houchens-Smith Stadium have been good to the Hilltoppers under the leadership of Tyson Helton as the team is 12-6 in home games as opposed to a 13-11 record in all other contests.

#### BLACK AND WHITE

After adding a new black helmet to its wardrobe this season, WKU has alternated between black and white helmets so far this season. The Tops will sport the white helmet against Florida International, complemented by red jerseys and red pants.

#### HISTORY REPEATS ITSELF?

In 2015, WKU started the season 2-0 before traveling to Indiana and falling by three points. That Hilltopper team went on to finish 12-2 and win the C-USA Championship. This season, WKU also started 2-0 before traveling to Indiana and falling by three points.

#### COLLEGE PRESS BOX

collegepressbox is the official media website for Division I football. Access and download game notes, quotes, statistics, media guides, headshots, logos and more for all FBS schools, conferences, postseason games, awards and the College Football Playoff. For access, please register for an account at collegepressbox.com/register.

### ALL-TIME vs FIU

#### WKU leads 9-6

SCORE	W/L	LOCATION	DATE
34-19	W	Away	10/23/21
38-21	W	Home	11/21/20
20-14	W	Away	9/7/19
17-38	L	Home	10/27/18
17-41	L	Away	11/24/17
49-21	W	Home	11/5/16
63-7	W	Away	11/21/15
14-6	W	Away	10/27/12
10-9	W	Home	11/5/11
21-29	L	Away	10/9/10
20-37	L	Home	10/10/09
3-27	L	Away	12/6/08
35-38	L	Away	11/19/05
35-14	W	Away	11/20/04
56-7	W	Home	10/12/02

### IN C-USA OPENERS

#### WKU is 4-4

SCORE	W/L	DATE	OPPONENT
46-52	L	10/9/21	UTSA
20-17	W	10/3/20	MTSU
20-14	W	9/7/19	FIU
17-20	L	9/29/18	Marshall
22-23	L	9/16/17	La Tech
46-14	W	9/1/16	Rice
41-38	W	9/10/15	La Tech
47-50	L	9/13/14	MTSU

### WHERE TO FIND IT

Numerical Roster.....	2
Experience Breakdown....	4
Depth Chart.....	5
HC Tyson Helton.....	6
Team Comparison.....	7
Talking Points.....	8-11
Career Highs.....	12-14
Key Player Bios.....	15-17
Stats and Info.....	18-21
Game Recaps.....	22
Season Statistics.....	24

### BY THE NUMBERS

2

The Hilltoppers have won 598 games in program history. Two more victories will give WKU 600 all time.

9

Saturday's game against FIU marks the start of WKU's ninth season in C-USA. The Tops have won two conference championships and three division championships during that span.

11

11 different WKU receivers have caught a pass through three games this season. Malachi Corley leads them all with 17 receptions.

76.7

Austin Reed had his most accurate passing game of the season at Indiana with a completion percentage of 76.6 percent.

**ROSTER NOTES**
**INCOMING TRANSFERS (20)**

0	Jaylen Hall	WR
0	Lorenzo Hernandez	DT
2	Davion Ervin-Poindexter	RB
4	Michael Mathison	WR
5	Rome Weber	DB
10	Desmyn Baker	LB
16	Austin Reed	QB
18	Denzil Alleyne	WR
21	Upton Stout	DB
24	Derrick Smith	LB
27	Kiwon Harris	DB
28	Ely George	LB
32	Kylan Guidry	LB
37	Zavione Wood	RB
40	Zach Lassiter	LS
44	Dareon Goodrum	DT
49	Nolan McCord	K
64	Vincent Murphy	OL
72	Colten Cable	OL
98	Hosea Wheeler	DT

**HAVE EARNED 3+ WKU LETTERS (9)**

1	Jaden Hunter	LB
2	AJ Brathwaite Jr.	DB
3	Jakairi Moses	RB
25	Bryson Washington	LB
34	Juwuan Jones	DE
46	Cory Munson	K
53	Rusty Staats	OL
75	Gunner Britton	OL
89	Joey Beljan	TE

**INTERNATIONAL PLAYERS (1)**

47	Tom Ellard	P
----	------------	---

**INCOMING FRESHMEN (28)**

10	Caden Veltkamp	QB
12	Turner Helton	QB
15	KD Hutchinson	WR
19	Virgil Marshall	DB
20	Lucas Carneiro	K
21	LT Sanders	RB
22	Darius Thomas	DB
26	Amaari Smith	DB
31	Anthony Brackenridge	DB
33	Eli Jones	RB
38	AJ Yasili	LB
41	Alex Ford	DB
42	Trent Zappe	LB
43	Manny Moss	DB
47	Tom Ellard	P
50	Luke Burton	LB
51	Luke Slusher	OL
52	Trey Naughton	LS
58	Evan Wibberley	OL
67	Hayden Todd	OL
71	Wyatt Anderson	OL

#	NAME	POS	HT	WT	CL-EXP	HOMETOWN (PREVIOUS SCHOOL/S)
0	Jaylen Hall	WR	6-3	180	g-Sr.-TR	Macomb, Mich. (Dakota HS/Western Michigan)
0	Lorenzo Hernandez	DT	6-1	285	g-Sr.-TR	Cherry Hill, N.J. (Cherry Hill West HS/Asa College/Monmouth)
1	Craig Burt, Jr.	WR	6-4	205	Sr.-2L	Columbus, Ohio (Centennial HS/Hutchinson CC)
1	Jaden Hunter	LB	6-2	240	r-Sr.-3L	Atlanta, Ga. (Westlake HS/Georgia)
2	A.J. Brathwaite, Jr.	DB	6-0	190	r-Jr.-3L	Miami, Fla. (Central HS)
2	Davion Ervin-Poindexter	RB	5-11	190	r-Jr.-TR	Merrillville, Ind. (Brother Rice HS/Indiana)
3	JaQues Evans	LB	6-2	250	So.-2L	Dublin, Ga. (Dublin HS)
3	Jakairi Moses	RB	5-9	195	r-Jr.-3L	Palm Beach, Fla. (William T. Dwyer HS)
4	Niko Cooper	LB	6-5	240	r-So.-1L	Memphis, Tenn. (Douglass HS/Hutchinson CC/Nebraska)
4	Michael Mathison	WR	5-10	180	Jr.-TR	Covington, Ga. (Newton HS/Akron)
5	Dakota Thomas	WR	6-1	200	So.-2L	Snellville, Ga. (Shiloh HS)
5	Rome Weber	DB	5-11	195	r-Jr.-TR	San Bernadino, Calif. (Cajon HS/Wyoming)
6	Joshua Simon	TE	6-4	235	r-So.-2L	Dalzell, S.C. (Crestwood HS)
6	T.J. Springer	DB	6-1	190	r-So.-2L	Nashville, Tenn. (Maplewood HS)
7	Daewood Davis	WR	6-2	195	r-Sr.-1L	Broward County, Fla. (Deerfield Beach HS/Oregon)
7	Tre Shaw	DB	5-11	190	r-Sr.-1L	Ellenwood, Ga. (Cedar Grove HS/North Carolina)
8	Matthew Flint	LB	6-0	240	r-Jr.-1L	Huntsville, Ala. (Madison County HS/North Carolina)
8	Kye Robichaux	RB	6-0	215	So.-1L	Columbus, Ga. (Glenwood HS)
9	Dominique Bradshaw	DB	6-0	180	r-Sr.-2L	Dallas, Texas (Grand Prairie HS/Navarro College)
9	Josh Sterns	WR	5-8	185	So.-1L	Waxahachie, Texas (Waxahachie HS/Houston Baptist)
10	Desmyn Baker	LB	6-2	230	Jr.-TR	Clinton, Miss. (Clinton HS/Northwest Mississippi CC/Rice)
10	Caden Veltkamp	QB	6-5	220	Fr.-HS	Bowling Green, Ky. (South Warren HS)
11	Taliqeu Allen	DB	6-1	205	r-Fr.-1L	Fort Valley, Ga. (Peach County HS)
11	Malachi Corley	WR	5-11	210	So.-2L	Campbellsville, Ky. (Campbellsville HS)
12	Kahlef Hailassie	DB	6-1	200	r-Jr.-1L	Elk Grove, Calif. (Cosumnes HS/Oregon/Independence CC)
12	Turner Helton	QB	6-2	170	Fr.-HS	Palos Verdes Estates, Calif. (Palos Verdes HS)
13	Darius Ocean	QB	6-0	200	r-Fr.-CV	Raleigh, N.C. (Hough HS)
13	Terrion Thompson	DT	6-0	295	So.-1L	Bowling Green, Ky. (Bowling Green HS)
14	Davion Williams	DB	6-0	180	r-Jr.-1L	Belleville, Mich. (Belleville HS/Michigan State)
15	KD Hutchinson	WR	5-8	180	Fr.-HS	Hamilton, Ga. (Harris County HS)
15	Aaron Key	LB	6-1	230	r-Fr.-CV	Decatur, Ga. (Tucker HS)
16	Austin Reed	QB	6-2	230	g-Sr.-TR	St. Augustine Beach, Fla. (St. Augustine HS/West Florida)
16	Kendrick Simpkins	DB	6-0	195	So.-2L	Montgomery, Ala. (Robert E. Lee HS)
17	Travis Collier	DB	6-1	200	r-Fr.-1L	Atlanta, Ga. (Douglas County HS)
17	Dalvin Smith	WR	6-3	190	r-So.-2L	Glasgow, Ky. (Glasgow HS)
18	Denzil Alleyne	WR	6-2	215	So.-TR	Lakeland, Fla. (Independence CC)
18	C.J. Jones	DB	5-10	195	r-Sr.-2L	Cypress, Texas (Cypress Woods HS/Blinn JC)
19	Javy Bunton	RB	6-0	200	r-Fr.-HS	Bowling Green, Ky. (Bowling Green HS)
19	Virgil Marshall	DB	6-0	200	Fr.-HS	Cocoa, Fla. (Cocoa HS)
20	Lucas Carneiro	K	5-11	175	Fr.-HS	Cornelius, N.C. (Community School of Davidson)
20	Kaleb Oliver	DB	6-4	215	r-Sr.-1L	La Vergne, Tenn. (Oakland HS/Georgia Tech)
21	LT Sanders	RB	5-8	200	Fr.-HS	Gardendale, Ala. (Gardendale HS)
21	Upton Stout	DB	5-9	180	r-Fr.-TR	Houston, Texas (North Shore HS/North Texas)
22	Darius Thomas	DB	6-2	205	Fr.-HS	Miramar, Fla. (Miramar HS)
23	Kendall Abdur-Rahman	WR	6-0	190	r-So.-1L	Edwardsville, Ill. (Edwardsville HS/Notre Dame)
23	Will Ignont	LB	6-1	235	r-Sr.-1L	Huntsville, Ala. (Buckhorn HS/Tennessee)
24	Derrick Smith	LB	6-2	220	r-Sr.-TR	Jacksonville, Fla. (Trinity Catholic HS/Miami (Fla.)/Illinois)
25	Bryson Washington	LB	6-0	235	r-Jr.-3L	Louisville, Ky. (Pleasure Ridge Park HS)
26	Amaari Smith	DB	6-0	170	Fr.-HS	Pompano Beach, Fla. (MTI Preparatory)
27	Kiwon Harris	DB	6-1	210	r-Jr.-TR	Jacksonville, Fla. (Sandalwood HS/Savannah State)
28	Ely George	LB	5-11	200	So.-TR	North Bergen, N.J. (Paramus Catholic HS/Shippensburg)
29	Dezmion Roberson	LB	6-2	205	r-Fr.-CV	Elba, Ala. (Elba HS)
30	Xavier Shaw	DB	6-0	170	r-Fr.-HS	Nashville, Tenn. (Battle Ground Academy)
31	Anthony Brackenridge	DB	6-3	195	Fr.-HS	Jacksonville, Fla. (Sandalwood HS)
32	Kylan Guidry	LB	6-4	230	So.-TR	Opelusas, La. (Northwest HS/Kilgore College)
33	Eli Jones	LB	6-1	230	Fr.-HS	Knoxville, Tenn. (Knoxville HS)



34	Juwuan Jones	DE	6-3	275	r-Sr.-4L	Sugar Hill, Ga. (Lanier HS)
35	Mike Allen	DT	6-5	290	r-Sr.-1L	Sugar Hill, Ga. (Lanier HS/Wake Forest)
37	Maximus Pulley	DB	5-11	190	r- Fr.-1L	Fort Worth, Texas (Elite Sports Prep.)
37	Zavione Wood	RB	5-11	200	r-Fr.-TR	Salem, Va. (Salem HS/Virginia Tech)
38	AJ Yasilli	LB	6-0	220	Fr.-HS	Frisco, Texas (Frisco HS)
40	Zach Lassiter	LS	6-1	201	r-Sr.-TR	Cochran, Ga. (Bleckley County HS/Mercer)
40	B.J. Wagner	DB	6-0	200	r-Fr.-CV	Orlando, Fla. (Orlando Christian Prep)
41	Alex Ford	DB	5-11	185	Fr.-HS	Nashville, Tenn. (Father Ryan HS)
42	Trent Zappe	LB	6-0	220	Fr.-HS	Victoria, Texas (Victoria East HS)
43	Manny Moss	DB	6-0	192	Fr. HS	Fayetteville, Ga. (Fayette County HS)
44	Dareon Goodrum	DT	6-1	290	Jr.-TR	Athens, Ga. (Oconee County HS/East Central CC)
44	Brayden Narveson	K	6-1	205	r-Jr.-2L	Scottsdale, Ariz. (Desert Mountain HS/Iowa St)
45	Nathan Griffin	LB	6-1	230	So.-HS	St. Leon, Ind. (East Central HS)
46	Cory Munson	K	6-2	205	Jr.-3L	Warner Robins, Ga. (Northside HS)
47	Tom Ellard	P	5-10	170	Fr.	Melbourne, Australia (Prokick Australia)
49	Nolan McCord	K	5-11	170	r-Fr.-TR	Lilburn, Ga. (Parkview HS)
50	Luke Burton	LB	5-11	220	Fr.-HS	Bowling Green, Ky. (South Warren HS)
50	Wesley Horton	OL	6-4	295	r-Fr.-CV	Atlanta, Ga. (North Atlanta HS)
51	Luke Slusher	OL	6-4	295	Fr.-HS	Edgewood, Ky. (Beechwood HS)
52	Marshall Jackson	OL	6-6	290	r-Fr.-HS	Brandenburg, Ky. (Meade County HS)
52	Trey Naughton	LS	5-10	207	Fr.-HS	Tucson, Ariz. (Salpoint HS)
53	Rusty Staats	OL	6-4	310	r-Jr.-3L	Watertown, Tenn. (Watertown HS/Navy Prep)
55	Dante Walker	DE	6-3	285	r-So.-SQ	Riverdale, Ga. (Cedar Grove HS)
58	Evan Wibberley	OL	6-5	290	Fr.-HS	Edgewood, Ky. (Dixie Heights HS)
59	Jake Bowman	LS	6-0	215	So.-1L	Nashville, Tenn. (Lipscomb Academy)
64	Vincent Murphy	OL	6-2	305	r-So.-TR	Fort Lauderdale, Fla. (St. Thomas Aquinas HS/South Carolina)
67	Hayden Todd	OL	6-3	295	Fr.-HS	Knoxville, Tenn. (Knoxville Catholic HS)
68	Colt Jackson	OL	6-3	290	So.-1L	Bowling Green, Ky. (South Warren HS)
71	Wyatt Anderson	OL	6-3	306	Fr. - HS	Newnan, Ga. (Heritage School)
72	Colten Cable	OL	6-4	297	Jr.-TR	Tulsa, Okla. (Union HS/Butler CC)
73	Wes Dorsey	OL	6-7	305	r-So.-2L	Knoxville, Tenn. (Grace Christian Academy)
74	Michael Ondelacy	OL	6-7	320	r-So.-TR	North Richland Hills, Texas (Richland HS/Tyler JC)
75	Gunner Britton	OL	6-6	305	r-Jr.-3L	Conway, S.C. (Conway HS)
76	Mark Goode	OL	6-6	300	So.-1L	Hodgenville, Ky. (LaRue County HS)
77	David Ndukwe	OL	6-6	305	So.-2L	Decatur, Ga. (Arabia Mountain HS)
78	Quantavious Leslie	OL	6-3	310	So.-2L	Rome, Ga. (Rome HS)
79	Cameron Stage	OL	6-3	300	r-Jr.-TR	Ft Lauderdale, Fla. (Cardinal Gibbons HS/Bowling Green)
80	Easton Messer	WR	5-9	192	Fr.-HS	Louisville, Ky. (Christian Academy of Louisville)
81	Dane Saltarelli	TE	6-3	255	r-Jr.-TR	Belleair Bluffs, Fla. (IMG Academy/Oklahoma)
82	Jax Cooper	WR	6-3	195	Fr.-HS	Scottsville, Ky. (Allen County-Scottsville HS)
83	Alex Williams	TE	6-4	210	r-Fr.-HS	Geneva, Ill. (Fork Union Military Academy)
85	Tomi Mustapha	WR	6-0	190	r-Fr.	Bowling Green, Ky. (South Warren HS)
86	TeeJay Taylor	WR	6-0	200	r-So.-SQ	McDonough, Ga. (Henry County HS)
87	River Helms	TE	6-4	235	r-Fr.-HS	Lester, Ala. (West Limestone HS)
88	Jake Jackson	DE	6-0	240	Fr.-HS	Bowling Green, Ky. (South Warren)
89	Joey Beljan	TE	6-3	250	r-Jr.-3L	Frenchtown, N.J. (Delaware Valley HS)
90	Keaton Law	DT	6-3	255	Fr.-HS	Saraland, Ala. (Saraland HS)
91	Chase Jones	DT	6-1	290	r-Fr.-CV	Glasgow, Ky. (Glasgow HS)
92	Marcus Patterson	DE	6-3	255	Fr.-HS	Crestview, Fla. (Sandalwood HS)
93	Reid Jamerson	DE	5-11	212	Fr.-HS	Whitefish Bay, Wis. (Whitefish Bay HS)
93	Wes Pahl	P	6-5	200	r-Fr.-CV	Columbus, Ga. (Brookstone School)
95	Deante McCray	DE	6-4	265	Fr.-HS	Jacksonville, Fla. (Sandalwood HS)
97	Darius Shipp	DT	6-1	305	Sr.-2L	Olive Branch, Miss. (Lewisburg HS/Northeast Mississippi CC)
98	Hosea Wheeler	DT	6-3	285	So.-TR	Elk Grove, Calif. (Sacramento City College)
99	Brodrick Martin	DT	6-5	330	r-Sr.-1L	Tuscaloosa, Ala. (Northridge HS/North Alabama)

## ROSTER NOTES

80	Easton Messer.....	WR
82	Jax Cooper .....	WR
88	Jake Jackson.....	DE
90	Keaton Law .....	DT
92	Marcus Patterson.....	DE
93	Reid Jamerson .....	DE
95	Deante McCray.....	DE

### ARE 6-FOOT-4 OR TALLER (24)

1	Craig Burt, Jr.....	WR
4	Niko Cooper .....	DE
6	Joshua Simon.....	TE
10	Caden Veltkamp.....	QB
20	Kaleb Oliver .....	DB
32	Kylan Guidry.....	LB
35	Mike Allen .....	DT
50	Wesley Horton.....	OL
51	Luke Slusher .....	OL
52	Marshall Jackson.....	OL
53	Rusty Staats .....	OL
55	Dante Walker.....	DE
58	Evan Wibberley.....	OL
72	Colten Cable.....	OL
73	Wes Dorsey .....	OL
74	Michael Ondelacy.....	OL
75	Gunner Britton .....	OL
76	Mark Goode.....	OL
77	David Ndukwe .....	OL
83	Alex Williams.....	TE
87	River Helms.....	TE
93	Wes Pahl .....	P
95	Deante McCray.....	DE
99	Brodrick Martin.....	DT

### ARE 300 LBS OR HEAVIER (13)

53	Rusty Staats .....	OL
55	Dante Walker .....	DE
64	Vincent Murphy .....	OL
71	Wyatt Anderson.....	OL
73	Wes Dorsey .....	OL
74	Michael Ondelacy.....	OL
75	Gunner Britton .....	OL
76	Mark Goode.....	OL
77	David Ndukwe .....	OL
78	Quantavious Leslie.....	OL
79	Cameron Stage.....	OL
97	Darius Shipp.....	DT
99	Brodrick Martin.....	DT

# Experience **BREAKDOWN**

## OFFENSE RETURNING LETTERMEN (17)

<b>Running Backs (2)</b>	<b>Wide Receivers (7)</b>	<b>Offensive Line (7)</b>
Jakairi Moses	Kendall Abdur-Rahman	Gunner Britton
Kye Robichaux	Craig Burt	Wesley Dorsey
	Malachi Corley	Mark Goode
<b>Tight Ends (1)</b>	Daewood Davis	Colt Jackson
Joey Beljan	Dalvin Smith	Quantavious Leslie
	Josh Sterns	David Ndukwe
	Dakota Thomas	Rusty Staats

## DEFENSE RETURNING LETTERMEN (21)

<b>Defensive Tackles (4)</b>	Bryson Washington	T.J. Springer
Michael Allen		Davion Williams
Brodric Martin	<b>Defensive Backs (11)</b>	
Darius Shipp	Talique Allen	<b>SPECIALISTS (3)</b>
Terrion Thompson	Dominique Bradshaw	Jake Bowman, LS
	A.J. Brathwaite	Cory Munson, KO
<b>Linebackers (6)</b>	Travis Collier	Brayden Narveson, K
Niko Cooper	Kahlef Hailassie	
Jaques Evans	C.J. Jones	
Matthew Flint	Kaleb Oliver	
Jaden Hunter	Tre Shaw	
Will Ignont	Kendrick Simpkins	

## CAREER STARTS

OFFENSE	Yr.	Total Starts	Cons. Starts	---Starts by Year---			
				2022	2021	2020	2019
Joshua Simon, TE	r-So.	20	--	1	1	12	6
Daewood Davis, WR	r-Sr.	17	17	3	14	--	--
Rusty Staats, OL	r-Jr.	16	16	3	13	--	--
Quantavious Leslie, OL	So.	14	3	3	11	--	--
Malachi Corley, WR	So.	9	3	3	5	1	--
Joey Beljan, TE	r-Jr.	8	--	--	8	--	--
Craig Burt, Jr., WR	Sr.	8	--	--	--	8	--
Gunner Britton, OL	r-Jr.	7	3	3	--	2	2
Jakairi Moses, RB	r-Jr.	5	--	1	--	4	--
Dalvin Smith, WR	r-So.	4	--	1	2	1	--
Vincent Murphy, OL	r-So.	3	3	3	--	--	--
Mark Goode, OL	So.	3	3	3	--	--	--
Austin Reed, QB	g-Sr.	3	3	3	--	--	--
Jaylen Hall, WR	g-Sr.	3	3	3	--	--	--
Michael Mathison, WR	Jr.	2	1	2	--	--	--
Davion Ervin-Poindexter, RB	r-Jr.	1	1	1	--	--	--
Josh Sterns, WR	So.	1	--	--	1	--	--
Dakota Thomas, WR	So.	1	--	--	--	1	--

DEFENSE	Yr.	Total Starts	Cons. Starts	---Starts by Year---			
				2022	2021	2020	19/18
Juwuan Jones, DE	r-Sr.	49	45	3	14	12	20
Kahlef Hailassie, DB	r-Jr.	17	17	3	14	--	--
Darius Shipp, DT	Sr.	17	17	3	14	--	--
Will Ignont, LB	r-Sr.	16	1	2	11	1	2
A.J. Brathwaite, DB	r-Jr.	14	--	1	12	1	--
Jaden Hunter, LB	r-Sr.	12	--	1	10	1	--
Dom Bradshaw, DB	r-Sr.	10	--	--	7	3	--
Brodric Martin, DT	r-Sr.	4	4	3	1	--	--
Kaleb Oliver, DB	r-Sr.	3	2	2	1	--	--
Jaques Evans, LB	So.	3	3	3	--	--	--
C.J. Jones, DB	r-Sr.	3	3	3	--	--	--
Upton Stout, DB	r-Fr.	3	3	3	--	--	--
Derrick Smith, LB	r-Sr.	3	3	3	--	--	--
Talique Allen, DB	r-Fr.	2	2	2	--	--	--
Kendrick Simpkins, DB	So.	1	--	--	1	--	--
Davion Williams, DB	r-Jr.	1	--	--	1	--	--
Dezmion Roberson, LB	r-Fr.	1	--	1	--	--	--

## HILLTOPPERS BY CLASS

### Seniors (17)

Mike Allen (RS), Dominique Bradshaw (RS), Craig Burt Jr., Daewood Davis (RS), Jaylen Hall (Grad), Lorenzo Hernandez (Grad), Jaden Hunter (RS), Will Ignont (RS), C.J. Jones (RS), Juwuan Jones (RS), Zach Lassiter (Grad), Brodrick Martin (RS), Kaleb Oliver (RS), Austin Reed (Grad), Tre Shaw (RS), Darius Shipp, Derrick Smith (RS)

### Juniors (22)

Desmyn Baker, Joey Beljan (RS), A.J. Brathwaite (RS), Gunner Britton (RS), Colten Cable, Niko Cooper (RS), Tom Ellard, Davion Ervin-Poindexter (RS), Matthew Flint (RS), Dareon Goodrum, Kahlef Hailassie (RS), Kiwon Harris (RS), Michael Mathison, Jakairi Moses (RS), Cory Munson, Brayden Narveson (RS), Dane Saltarelli (RS), Rusty Staats (RS), Cameron Stage (RS), Bryson Washington (RS), Rome Weber (RS), Davion Williams (RS),

### Sophomores (25)

Kedall Abdur-Rahman (RS), Denzil Alleyne, Jake Bowman, Malachi Corley, Wes Dorsey (RS), Jaques Evans, Mark Goode, Nathan Griffin, Kylan Guidry, Colt Jackson, Quantavious Leslie, Vinnie Murphy (RS), David Ndukwe, Michael Ondelacy (RS), Kye Robichaux, Joshua Simon (RS), Kendrick Simpkins, Dalvin Smith (RS), T.J. Springer (RS), Josh Sterns, Teejay Taylor (RS), Dakota Thomas, Terrion Thompson, Dante Walker (RS), Hosea Wheeler

### Redshirt Freshmen (19)

Talique Allen, Javy Bunton, Travis Collier, River Helms, Wesley Horton, Marshall Jackson, Chase Jones, Aaron Key, Nolan McCord, Tomi Mustapha, Darius Ocean, Wes Pahl, Maximus Pulley, Dezmion Roberson, Xavier Shaw, Upton Stout, B.J. Wagner, Alex Williams, Zavione Wood

### True Freshmen (28)

Wyatt Anderson, Luke Burton, Lucas Carneiro, Jax Cooper, Alex Ford, Turner Helton, KD Hutchinson, Jake Jackson, Reid Jamerson, Demarcus Johnson, Eli Jones, Keaton Law, Virgil Marshall, Deante McCray, Easton Messer, Manny Moss, Trey Naughton, Marcus Patterson, Maximus Pulley, LT Sanders, Luke Slusher, Amaari Smith, Darius Thomas, Hayden Todd, Caden Veltkamp, Evan Wibberley, AJ Yasilli, Trent Zappe

## OFFENSE (LISTED NUMERICALLY)

(PREVIOUS GAME STARTERS IN BOLD)

<b>QB</b>	10	Caden Veltkamp	Fr.	6-5	220
	12	Turner Helton	Fr.	6-2	170
	13	Darius Ocean	r-Fr.	6-0	200
	<b>16</b>	<b>Austin Reed</b>	<b>g-Sr.</b>	<b>6-2</b>	<b>230</b>
<b>OL</b>	50	Wesley Horton	r-Fr.	6-4	295
	<b>53</b>	<b>Rusty Staats</b>	<b>r-Jr.</b>	<b>6-4</b>	<b>310</b>
	<b>64</b>	<b>Vincent Murphy</b>	<b>r-So.</b>	<b>6-2</b>	<b>305</b>
	73	Wes Dorsey	r-So.	6-7	305
	74	Michael Ondelacy	r-So.	6-7	320
	<b>75</b>	<b>Gunner Britton</b>	<b>r-Jr.</b>	<b>6-6</b>	<b>305</b>
	<b>76</b>	<b>Mark Goode</b>	<b>So.</b>	<b>6-6</b>	<b>300</b>
	77	David Ndukwe	So.	6-6	305
	<b>78</b>	<b>Quantavious Leslie</b>	<b>So.</b>	<b>6-3</b>	<b>310</b>
<b>RB</b>	<b>2</b>	<b>Davion Ervin-Poindexter</b>	<b>r-Jr.</b>	<b>5-11</b>	<b>198</b>
	3	Jakairi Moses	r-Jr.	5-9	195
	8	Kye Robichaux	So.	6-0	215
	21	L.T. Sanders	Fr.	5-8	200
<b>WR</b>	<b>0</b>	<b>Jaylen Hall</b>	<b>g-Sr.</b>	<b>6-3</b>	<b>180</b>
	1	Craig Burt, Jr.	Sr.	6-4	205
	<b>4</b>	<b>Michael Mathison</b>	<b>Jr.</b>	<b>5-10</b>	<b>180</b>
	5	Dakota Thomas	So.	6-1	200
	<b>7</b>	<b>Daewood Davis</b>	<b>r-Sr.</b>	<b>6-2</b>	<b>195</b>
	9	Josh Sterns	So.	5-8	185
	<b>11</b>	<b>Malachi Corley</b>	<b>So.</b>	<b>5-11</b>	<b>210</b>
	17	Dalvin Smith	r-Fr.	6-3	190
<b>TE</b>	6	Josh Simon	r-So.	6-4	235
	87	River Helms	r-Fr.	6-4	235
	89	Joey Beljan	r-Jr.	6-3	250

## KICK RETURNERS

<b>KR</b>	2	Davion Ervin-Poindexter	r-Jr.	5-11	198
	<b>4</b>	<b>Michael Mathison</b>	<b>Jr.</b>	<b>5-10</b>	<b>180</b>
	7	Daewood Davis	r-Sr.	6-2	195
<b>PR</b>	1	Craig Burt Jr.	Sr.	6-4	205
	<b>21</b>	<b>Upton Stout</b>	<b>r-Fr.</b>	<b>5-9</b>	<b>180</b>

## DEFENSE (LISTED NUMERICALLY)

(PREVIOUS GAME STARTERS IN BOLD)

<b>DE</b>	<b>34</b>	<b>Juwuan Jones</b>	<b>r-Jr.</b>	<b>6-3</b>	<b>275</b>
	55	Dante Walker	r-So.	6-4	306
	92	Marcus Patterson	Fr.	6-3	255
	95	Deante McCray	Fr.	6-4	265
<b>DT</b>	0	Lorenzo Hernandez	g-Sr.	6-1	285
	13	Terrion Thompson	So.	6-0	295
	35	Mike Allen	r-Sr.	6-5	290
	44	Dareon Goodrum	Jr.	6-1	290
	<b>97</b>	<b>Darius Shipp</b>	<b>Sr.</b>	<b>6-1</b>	<b>305</b>
	<b>99</b>	<b>Brodrick Martin</b>	<b>r-Jr.</b>	<b>6-5</b>	<b>320</b>
<b>LB</b>	1	Jaden Hunter	r-Sr.	6-2	240
	<b>3</b>	<b>Jaques Evans</b>	<b>So.</b>	<b>6-2</b>	<b>250</b>
	4	Niko Cooper	r-Jr.	6-5	240
	8	Matthew Flint	r-Jr.	6-0	240
	<b>23</b>	<b>Will Ignont</b>	<b>r-Sr.</b>	<b>6-1</b>	<b>235</b>
	<b>24</b>	<b>Derrick Smith</b>	<b>r-Sr.</b>	<b>6-2</b>	<b>220</b>
	29	Dezmion Roberson	r-Fr.	6-2	205
<b>CB</b>	7	Tre Shaw	r-Sr.	5-11	190
	9	Dom Bradshaw	r-Sr.	6-0	180
	<b>12</b>	<b>Kahlef Hailassie</b>	<b>r-Jr.</b>	<b>6-1</b>	<b>200</b>
	14	Davion Williams	r-Jr.	6-0	180
	<b>21</b>	<b>Upton Stout</b>	<b>r-Fr.</b>	<b>5-9</b>	<b>180</b>
<b>SAF</b>	2	A.J. Brathwaite, Jr.	r-Jr.	6-0	190
	5	Rome Weber	r-Sr.	5-11	195
	<b>11</b>	<b>Talique Allen</b>	<b>r-Fr.</b>	<b>6-1</b>	<b>205</b>
	16	Kendrick Simpkins	So.	6-0	195
	<b>18</b>	<b>C.J. Jones</b>	<b>r-Sr.</b>	<b>5-10</b>	<b>195</b>
	<b>20</b>	<b>Kaleb Oliver</b>	<b>r-Sr.</b>	<b>6-4</b>	<b>215</b>

## SPECIALISTS (LISTED NUMERICALLY)

(PREVIOUS GAME STARTERS IN BOLD)

<b>K</b>	<b>44</b>	<b>Brayden Narveson</b>	<b>r-Jr.</b>	<b>6-1</b>	<b>205</b>
	46	Cory Munson	Jr.	6-2	205
<b>P</b>	<b>47</b>	<b>Tom Ellard</b>	<b>Fr.</b>	<b>5-10</b>	<b>190</b>
	93	Wes Pahl	r-Fr.	6-5	200
<b>KO</b>	44	Brayden Narveson	r-Jr.	6-1	205
	<b>46</b>	<b>Cory Munson</b>	<b>Jr.</b>	<b>6-2</b>	<b>205</b>
<b>LS</b>	40	Zach Lassiter	r-Sr.	6-1	201
	<b>59</b>	<b>Jake Bowman</b>	<b>Fr.</b>	<b>6-0</b>	<b>215</b>

## PRONUNCIATION GUIDE

2	A.J. BRATHWAITE	BRATH-wait
3	JaQUES Evans	juh-QUEZ
3	JAKAIRI Moses	juh-CAR-ee
4	NIKO Cooper	NEE-co
8	Kye ROBICHAUX	ROW-buh-show
12	KAHLEF HAILASSIE	kuh-LEAF huh-LOSS-ee
17	Travis COLLIER	Call-ee-er
18	Denzil ALLEYNE	Uh-lean
19	JAVY Bunton	JV
23	Will IGNONT	IG-not
27	KIWON Harris	Key-wahn
29	Dezmion ROBERSON	Robe-er-son
32	Kylan GUIDRY	Gid-ree
34	JUWUAN Jones	ju-WAHN
37	ZAVIONE Wood	Zave-ee-on
42	Trent ZAPPE	Zap-ee
53	Rusty STAATS	Like "Stats"
74	Michael ONDELACY	On-duh-lace-ee
77	David NDUKWE	en-DOO-kway
81	Dane SALTARELLI	Salt-uh-rell-ee
89	Joey BELJAN	BELL-jann

## Full-Time ASSISTANT COACHES

### IN-GAME COACHING LOCATION

Andy LaRussa, Special Teams/Tight Ends	Sideline
Tyson Summers, Defensive Coordinator	Sideline
Ben Arbuckle, Co-OC/Quarterbacks	Sideline
Josh Crawford, Co-OC/Receivers	Press Box
Zach Lankford, Co-OC/Offensive Line	Sideline
Kenny Baker, Defensive Line	Sideline
Keynodo Hudson, Defensive Backs	Sideline
Michael Hutchings, Outside Linebackers	Sideline
Enrique Davis, Running Backs	Sideline
Travis Cunningham, Inside Linebackers	Sideline



ANDY LARUSSA  
SIDELINE



TYSON SUMMERS  
SIDELINE



BEN ARBUCKLE  
SIDELINE



JOSH CRAWFORD  
\*PRESS BOX\*




ZACH LANKFORD  
SIDELINE



KENNY BAKER  
SIDELINE




KEYNODO HUDSON  
SIDELINE



MICHAEL HUTCHINGS  
SIDELINE



ENRIQUE DAVIS  
SIDELINE



TRAVIS CUNNINGHAM  
SIDELINE

# Head Coach **TYSON HELTON**

## The Helton **FILE**

**Born:** June 20, 1977  
**Hometown:** Gainesville, Fla.  
**College:** Houston, '99  
**Wife:** April  
**Children:** Shelby, Presley, Cole, Clay

## Coaching **CAREER**

<b>2000</b>	<b>Hawaii</b>	<b>Graduate Assistant</b>
<b>2001-03</b>	<b>Hawaii</b>	<b>Special Teams Coord</b>
2004-06	Memphis	TE/Special Teams Coord
2007-11	UAB	Quarterbacks
2012	UAB	Running Backs
2013	Cincinnati	TE/Special Teams Coord
2014-15	WKU	Offensive Coord/QBs
2016-17	USC	Passing Game/QBs
2018	Tennessee	Offensive Coord/QBs
<b>2019-present</b>	<b>WKU</b>	<b>Head Coach</b>

## RESULTS (25-17 Overall)

**2019 (9-4 OVR, 6-2 C-USA // 4-2 H, 4-1 A, 1-1 N)**

Aug. 29	Central Arkansas	L, 28-35
Sept. 7	at FIU*	W, 20-14
Sept. 14	vs. Louisville%	L, 21-38
Sept. 28	UAB*	W, 20-13
Oct. 5	at Old Dominion*	W, 20-3
Oct. 12	Army	W, 17-8
Oct. 19	Charlotte* (HC)	W, 30-14
Oct. 26	at Marshall*	L, 23-26
Nov. 2	Florida Atlantic*	L, 24-35
Nov. 9	at Arkansas	W, 45-19
Nov. 23	at Southern Miss*	W, 28-10
Nov. 30	Middle Tennessee*	W, 31-26
Dec. 30	vs. Western Michigan^	W, 23-20 (SERVPRO First Responder Bowl)

**2020 (5-7 OVR, 4-3 C-USA // 3-2 H, 2-4 A, 0-1 N)**

Sept. 12	at Louisville	L, 21-35
Sept. 19	Liberty	L, 24-30
Oct. 3	at Middle Tennessee*	W, 20-17
Oct. 10	Marshall* (HC)	L, 14-38
Oct. 17	at UAB*	L, 14-37
Oct. 24	Chattanooga	W, 13-10
Oct. 31	at #10/11 BYU	L, 10-41
Nov. 7	at Florida Atlantic*	L, 6-10
Nov. 14	Southern Miss*	W, 10-7
Nov. 21	FIU*	W, 38-21
Dec. 6	at Charlotte*	W, 37-19
Dec. 26	vs. Georgia State^	L, 21-39 (LendingTreeBowl)

**2021 (9-5 OVR, 7-1 C-USA // 4-2 H, 4-3 A, 1-0 N)**

Sept. 2	UT Martin	W, 59-21
Sept. 11	at Army	L, 35-38
Sept. 18	Indiana	L, 31-33
Oct. 2	at #16/17 Michigan St.	L, 31-48
Oct. 9	UTSA*	L, 46-52
Oct. 16	at Old Dominion*	W, 43-20
Oct. 23	at FIU*	W, 34-19
Oct. 30	Charlotte* (HC)	W, 45-13
Nov. 6	Middle Tennessee*	W, 48-21
Nov. 13	at Rice*	W, 42-21
Nov. 20	Florida Atlantic*	W, 52-17
Nov. 27	at Marshall*	W, 53-21
Dec. 3	at UTSA^	L, 41-49
Dec. 18	vs. App State	W, 59-38 (Boca Raton Bowl)

## RECORD BREAKDOWN

	In	Under
	2022	Helton
<b>Overall Record</b>	2-1	25-17
<b>Conference USA</b>	0-0	17-6
<b>Non-Conference</b>	2-1	8-10
<b>Home</b>	1-0	12-6
<b>Away</b>	1-1	11-9
<b>Neutral</b>	0-0	2-2
<b>Artificial Turf</b>	2-1	23-13
<b>Natural Grass</b>	0-0	2-4
<b>Day Games</b>	1-1	18-8
<b>Night Games</b>	1-0	7-9
<b>TV Networks</b>		
ESPN +	0-0	10-2
ESPN 3	0-0	5-0
Watch Stadium	0-0	3-3
CBS Sports Net	1-0	3-3
Fox Sports Net	0-0	0-3
ESPN	0-0	2-2
ACC/B1G/SEC Net	0-0	1-2
ESPN U	0-0	0-1
<b>In August</b>	1-0	1-1
<b>In September</b>	1-1	4-6
<b>In October</b>	0-0	8-6
<b>In November</b>	0-0	9-2
<b>In December</b>	0-0	3-2
<b>Scoring 0-9 points</b>	0-0	0-1
<b>Scoring 10-19 points</b>	0-0	3-3
<b>Scoring 20-29 points</b>	0-0	6-7
<b>Scoring 30-39 points</b>	1-1	6-4
<b>Scoring 40+ points</b>	1-0	10-2
<b>Allowing 0-9 points</b>	0-0	3-0
<b>Allowing 10-19 points</b>	1-0	12-1
<b>Allowing 20-29 points</b>	1-0	9-1
<b>Allowing 30-39 points</b>	0-1	1-11
<b>Allowing 40+ points</b>	0-0	0-4
<b>Scoring First</b>	1-0	13-5
<b>Opponent Scores First</b>	1-1	12-12
<b>Leading after 1st Quarter</b>	0-1	9-3
<b>Tied after 1st Quarter</b>	0-0	9-4
<b>Trailing after 1st Quarter</b>	2-0	7-10
<b>Leading at Half Time</b>	2-1	19-2
<b>Tied at Half Time</b>	0-0	2-1
<b>Trailing at Half Time</b>	0-0	4-14
<b>Leading after 3rd Quarter</b>	2-1	22-2
<b>Tied after 3rd Quarter</b>	0-0	1-1
<b>Trailing after 3rd Quarter</b>	0-0	2-14
<b>Overtime Games</b>	0-1	0-1

Tyson Helton was named Western Kentucky University's 21st head football coach on November 27, 2018. The 2022 campaign will be his third season at the helm of the Hilltopper program after producing a 23-16 mark and reaching three bowl games in his first three years.

The 2021 season was arguably Helton's best on The Hill as the Tops strung together a 9-4 record that featured a C-USA East Division Title and a victory over App State in the Boca Raton Bowl. Helton also led the WKU offense to a historic season that saw quarterback Bailey Zappe set new NCAA record in passing yards and touchdowns in a single season. At year's end, Zappe was drafted by the New England Patriots, joining defensive end DeAngelo Malone who was drafted by his hometown Atlanta Falcons.

WKU finished the 2020 campaign with a 5-7 overall record, including a 39-21 loss to Georgia State in the 22nd Annual LendingTree Bowl. The Hilltoppers were only 1-of-16 college football teams in the nation to play in 12 or more games during the COVID-19-affected year.

In his first season as head coach at WKU, Helton led the Hilltoppers to one of the best turnarounds in the nation. With a 9-4 overall record in 2019, WKU tripled its 2018 win total (3-9) and matched the number of victories from the previous two years combined (9-16).

The Hilltoppers' six-win improvement from 2018-to-2019 tied for the third-best in FBS, behind only Navy (8) and Central Michigan (7). WKU was voted to finish fifth in the East in the preseason Conference USA poll, but concluded the year tied for second with a 6-2 league record.

Because of the team's success, Helton was voted 2019 C-USA Coach of the Year, the first Hilltopper head coach since Jack Harbaugh was the Ohio Valley Conference Coach of the Year in 2000. It was only the sixth conference Coach of the Year honor in program history, with the previously-mentioned Harbaugh, Jimmy Feix (1973, 1978 and 1980) and Nick Denes (1963) as the only other WKU head coaches to earn the recognition.

Tyson and his father Kim (at Houston in 1996 – with Tyson on the team as a freshman), are the only father-son duo to each be named Coach of the Year in C-USA's 25-year history in any sport. The Heltons are the first father-son duo to each be named Coach of the Year in any FBS league since the Bowdens – Tommy (Clemson in 2003) and Bobby (Florida State in 1993 and 1997) – in the Atlantic Coast Conference.

WKU's 2019 season boasted notable wins over five bowl teams (9-5 UAB, 7-6 Southern Miss, 7-6 Charlotte, 7-6 Western Michigan

and 6-7 FIU) as well as only 1-of-3 C-USA victories over a Power Five opponent this season; a 45-19 statement win at Arkansas in which the Hilltoppers led 35-7 at half time. The Hilltoppers also claimed a 17-8 win over Army, a game in which WKU "out-Armyed Army" – winning the time of possession battle 38-to-22 and out-rushing the Black Knights 225-to-137.

A direct reflection of coaching and discipline, the Hilltoppers were only called for 53 penalties all season long which ranked third in FBS. Also, WKU's time of possession was 23rd in the nation, with a 32-to-28 advantage on average.


Helton returned to WKU three years removed from the 2015 football season which ended with the Hilltoppers' final Associated Press ranking of 24 – the highest in school history – and a school-record 12 victories, including the first-ever FBS conference championship. Helton's previous tenure coincided with quarterback Brandon Doughty's astronomical ascension up the NCAA's career record book and total rewriting of the program's own offensive records.

Helton's had otherworldly success as WKU's offensive coordinator and quarterbacks coach in 2014 and 2015 under then-head coach Jeff Brohm. WKU's offensive numbers ranked among the nation's elite during Helton's two years on the staff and featured the first-ever 4,500-yard passer (Brandon Doughty) and 1,500-yard rusher (Leon Allen) in the same season in FBS history in 2014.

WKU broke more than two dozen school offensive records under Helton, including the points scored record in each of his two years. The Hilltopper offense was in the national Top 10 in 2015 in passing efficiency (1st, 177.4), scoring (3rd, 44.3), passing (4th, 372.2), first downs (8th, 349) and total yards (9th, 526.4).

In 2014, WKU became the first NCAA program with a 4,500-yard passer and 1,500-yard rusher while winning the Bahamas Bowl to finish 8-4. That season, they were second nationally in passing (374.3), fourth in total offense (534.6) and sixth in scoring offense (44.4) and first downs (351).

Helton was among four finalists for the 2015 FootballScoop.com Offensive Coordinator of the Year Award. He coached quarterback Brandon Doughty to back-to-back Conference USA MVP honors as he threw 97 touchdown passes in 2014 and 2015 (the most in NCAA history in consecutive seasons). Doughty led the nation in 2015 in completion percentage (71.9), passing touchdowns (48), passing yards (5,055) and points responsible for (304) while ranking second in passing efficiency (176.5).



Most Recent Meeting: Oct. 23, 2021 • Miami, Fla.

<b>WKU</b>	<b>0</b>	<b>17</b>	<b>7</b>	<b>10</b>	<b>--</b>	<b>34</b>
<b>FIU</b>	<b>6</b>	<b>6</b>	<b>0</b>	<b>7</b>	<b>--</b>	<b>19</b>



## SCORING SUMMARY

Team	Q	Time	Scoring Play	Pl-Yds	TOP	Score
FIU	1	10:22	Bortenschlager, 1-yard rush (Failed PAT)	12-75	4:38	6-0
WKU	2	7:13	Cofield, 8-yard rush (Narveson kick)	8-80	2:52	7-6
FIU	2	7:04	St. Felix, 75-yard pass from Bortenschlager (Failed PAT)	1-75	0:09	12-7
WKU	2	1:22	Narveson, 23-yard field goal	13-70	5:42	12-10
WKU	2	0:15	Tinsley, 32-yard pass from Zappe (Narveson kick)	5-80	0:34	17-12
WKU	3	11:35	Sterns, 20-yard pass from Zappe (Narveson kick)	8-75	3:25	24-12
WKU	4	11:08	Sterns, 1-yard pass from Zappe (Narveson kick)	9-63	3:52	31-12
WKU	4	4:08	Narveson, 26-yard field goal	13-82	5:20	34-12
FIU	4	1:39	Peterson, 3-yard fush (Gabriel kick)	9-75	2:29	34-19

## GAME BREAKDOWN

	WKU	FIU
<b>FIRST DOWNS</b>	<b>31</b>	<b>18</b>
Rushing	11	5
Passing	19	12
Penalty	1	1
<b>NET YARDS RUSHING</b>	<b>148</b>	<b>28</b>
Rushing Attempts	30	29
Average Per Rush	4.9	1.0
Rushing Touchdowns	1	2
Yards Gained Rushing	163	94
Yards Lost Rushing	15	66
<b>NET YARDS PASSING</b>	<b>382</b>	<b>262</b>
Completions-Attempts-Int	39-49-0	22-40-0
Average Per Attempt	7.8	6.6
Average Per Completion	9.8	11.9
Passing Touchdowns	3	1
<b>TOTAL OFFENSE YARDS</b>	<b>530</b>	<b>290</b>
Total offense plays	79	69
Average Gain Per Play	6.7	4.2
<b>Fumbles: Number-Lost</b>	<b>1-1</b>	<b>4-0</b>
<b>Penalties: Number-Yards</b>	<b>9-67</b>	<b>3-20</b>
<b>PUNTS-YARDS</b>	<b>5-250</b>	<b>8-392</b>
Average Yards Per Punt	50	49
Inside 20	1	3
50+ Yards	3	2
Touchbacks	0	2
Fair catch	3	2
<b>KICKOFFS-YARDS</b>	<b>7-430</b>	<b>4-256</b>
Average Yards Per Kickoff	61.4	64.0
Touchbacks	6	3
<b>Punt returns: Number-Yards-TD</b>	<b>2-16-0</b>	<b>2-26-0</b>
Average Per Return	8.0	13.0
<b>Kickoff returns: Number-Yds-TD</b>	<b>1-18-0</b>	<b>1-0-0</b>
Average Per Return	18.0	0.0
<b>Interceptions: Number-Yds-TD</b>	<b>0-0-0</b>	<b>0-0-0</b>
<b>Fumble Returns: Number-Yds-TD</b>	<b>0-0-0</b>	<b>1-4-0</b>
<b>Possession Time</b>	<b>33:15</b>	<b>23:13</b>
<b>Third-Down Conversions</b>	<b>4 of 12</b>	<b>5 of 15</b>
<b>Fourth-Down Conversions</b>	<b>0 of 0</b>	<b>1 of 2</b>
<b>Red-Zone Scores-Chances</b>	<b>5-5</b>	<b>2-2</b>
<b>Sacks By: Number-Yards</b>	<b>7-36</b>	<b>2-12</b>
<b>PAT Kicks</b>	<b>4-4</b>	<b>1-2</b>
<b>Field Goals</b>	<b>2-2</b>	<b>0-0</b>

## STAT LEADERS

### WKU

PASSING	C-A-I	Yds	TD
B. Zappe	39-49-0	382	3

RUSHING	Att.	Yds	TD
A. Cofield	15	74	1
K. Robichaux	5	41	0

RECEIVING	No.	Yds	TD
J. Sterns	14	115	2
M. Tinsley	6	83	0

### FIU

PASSING	C-A-I	Yds	TD
Bortenschlager	15-32-0	192	1

RUSHING	Att.	Yds	TD
D. Price	15	86	0

RECEIVING	Att.	Yds	TD
R. St. Felix	5	104	1

## SERIES NOTES

- WKU and FIU have met a total of 15 times with the Tops leading the series 9-6
- The last meeting between the two schools was last season when WKU defeated FIU 34-19
- The Hilltoppers and Panthers have met every season since 2015
- WKU has won the last three meetings between the two schools. The longest winning streak in the series is four games, accomplished by both teams
- The first meeting in the series happened in 2002 when WKU beat FIU on the way to winning the FCS National Championship

## QUICK FACTS

	WKU	FIU
Nickname	Hilltoppers	Panthers
Location	Bowling Green, Ky.	Miami, Fla.
Founded	1906	1965
Enrollment	16,750	54,000
Colors	Red and White	Blue and Gold
Mascot	Big Red	Roary
Home Venue	Houchens-Smith Stadium	FIU Stadium
Stadium Capacity	22,113	20,000
2021 Overall Record	9-5	1-11
2021 Conference Record	7-1, C-USA	0-8, C-USA
2021 Conference Finish	1st, East	7th, East

## 2022 STATISTICAL COMPARISON

	WKU	FIU
Scoring Offense	39.0	25.0
Scoring Defense	25.7	39.0
Rushing Offense	154.7	64.5
Rushing Defense	123.7	173.5
Passing Offense	292.0	280.5
Passing Defense	264.0	287.5
Total Offense	446.7	345.0
Total Defense	387.7	461.0
Penalties/Yards Average	7.6/80.3	7.5/65.0
Time of Possession	28:29	24:50
Third Down Off./Def.	31%/31%	27%/55%
Fourth Down Off.-Def.	2/4-5/10	5/9-2/2
Sacks For/Allowed	10/2	5/4
Touchdowns For/Allowed	15/8	6/10
Red Zone TD Off./Def.	8-15/6-13	5-9/4-8
Field Goal Attempts	4-7	3-3

## WKU'S WEEKLY SCHEDULE

**19**  
MONDAY

**Off Day**  
Tyson Helton weekly presser at 11:30 a.m. in Diddle Arena Media Room

**20**  
TUESDAY

**Team Practice**  
OC Ben Ar buckle and requested players available at approx. 6:30 pm

**21**  
WEDNESDAY

**Team Practice**  
DC Tyson Summers and requested players available at approx. 6:30 pm

**22**  
THURSDAY

**Team Practice**  
Tyson Helton available at approx. 5:30 pm

**23**  
FRIDAY

**Team Practice**  
No Media Availability

**24**  
SATURDAY

**Game 4 vs. FIU**  
Kickoff - 2:30 p.m. CT

# Talking POINTS

## THE HILLTOPPERS NATIONALLY

### Points Responsible For

Player	PRF
1. Spencer Sanders (Oklahoma State)	78
2. Drake Maye (North Carolina)	74
<b>3. Austin Reed (WKU)</b>	<b>72</b>
Matt McDonald (Bowling Green)	72
N'Kosi Perry	72

### Interceptions

Player	INT
1. Bentlee Sanders (Nevada)	4
2. Tristan Driggers (ULM)	3
Malik Hausman (Hawaii)	3
Quavian White (Georgia State)	3
<b>5. Upton Stout (WKU)</b>	<b>2</b>
<b>Kaleb Oliver (WKU)</b>	<b>2</b>

### Sacks Per Game

Player	SPG
1. Drew Sanders (Arkansas)	1.83
Jacoby Windmon (Michigan State)	1.83
3. Derek Parish (Houston)	1.67
4. Layton Jordan (Temple)	1.50
<b>12. JaQues Evans</b>	<b>1.17</b>

### Turnovers Gained

Team	TOG
<b>1. WKU</b>	<b>11</b>
Nevada	11
Liberty	11
4. Coastal Carolina	10
USC	10

### Interceptions

Team	INT
1. Louisiana	8
<b>2. WKU</b>	<b>7</b>
Wisconsin	7
Kansas State	7
USC	7

### Defensive Touchdowns

Team	TD
1. USC	3
<b>2. WKU</b>	<b>2</b>
Cincinnati	2
Marshall	2
Purdue	2

### Turnover Margin

Team	TOM
1. USC	+10
2. Louisiana	+9
3. Nevada	+8
4. Duke	+7
<b>5. WKU</b>	<b>+6</b>

### Sacks

Team	Sacks
1. Arkansas	17.0
2. USC	14.0
Washington State	14.0
4. Oklahoma	13.0
<b>10. WKU</b>	<b>10.0</b>

## TOPS ON TOP

Since joining Conference USA in 2014, WKU has won more games than any current league member.

TEAM	2014-22	2021	2022
<b>WKU</b>	<b>65-43</b>	<b>9-5</b>	<b>2-1</b>
LA Tech	61-44	3-9	1-2
MTSU	52-50	7-6	2-1
UAB	51-27	9-4	2-1
Fla. Atl.	48-53	5-7	2-2
UTSA	46-55	12-2	1-2
N. Texas	44-59	6-7	2-2
FIU	38-56	1-11	1-1
Rice	30-64	4-8	2-1
UTEP	29-69	7-6	1-3
Charlotte	27-56	5-7	1-3

## CHANGING COLLEGE FOOTBALL THROUGH THE TRANSFER PORTAL

Head Coach Tyson Helton has not been shy about his intentions to continue utilizing the transfer portal to build his team each year. In his media day to kick off the season, Helton certainly pounded home that exact point.

*"I really like the transfer portal. I've said that all along. It has its goods and its bads. The good thing is you can always transform a roster when you need to. I don't think there's really any excuses anymore to say hey, well we weren't really able to get this guy or develop this group or we're really young, because you have an opportunity from year to year to create the team you want to create."*

This year's WKU Football roster includes...

- 40 total transfers
- 20 incoming transfers for the 2022 season
- 17 transfers who previously played at Power 5 programs
- 6 transfers from other Group of 5 programs
- 3 transfers from FCS programs
- 14 transfers from Division II/junior colleges

Thanks to Helton's willingness to adopt and embrace the transfer portal, ESPN named him one of **The 11 Biggest Power Brokers and Advocates Shaping the Future of College Football.**

*"I look at NFL free agency," Helton told ESPN. "You get an opportunity to make your team what you want it to be every year. You know, you can't get down when a guy leaves, because there's the next star out there somewhere and you just got to keep flipping those rocks over to find them. My job as a head coach is to recreate that team and to get that production again. The next Bailey Zappe is out there somewhere."*

## FIRST TIME FACE OFF

The Panthers are led by a new head coach in Mike Macintyre this season. Macintyre was previously the head coach at San Jose State from 2010-12 and Colorado from 2013-18. It will be the first time Tyson Helton and Macintyre square off as head coaches of their respective programs.

## TURNOVER TOPS

By recovering a fumble against Indiana, the Western Kentucky defense has now forced at least one turnover in four-consecutive games dating back to last season. The Hilltopper defense is one of the nation's best through four weeks at forcing turnovers and capitalizing. WKU has intercepted seven passes this season which ranks second-best in the nation. The defense has also scooped up four fumble recoveries. Overall, their 11 turnovers gained is the best mark in the entire country. The Hilltoppers have also scored twice on defense, which is second-best in the nation behind only USC. Several individual players also rank among college football's best with defensive back Kaleb Oliver and defensive back Upton Stout tied for fifth in the nation in interceptions with two apiece. Overall as a team, WKU has a turnover margin of plus six which is the fifth-best in all of college football.

## PRESSURE ON, PRESSURE OFF

A big part of WKU's ability to rank so high in turnover margin has been the defense's ability to apply pressure to opposing quarterbacks, and the offensive line's ability to keep pressure off of quarterback Austin Reed. The WKU defense ranks 10th in the entire nation in sacks with 10 through three games. JaQues Evans and Kahlef Hailassie lead that effort with 3.5 and 3.0 sacks, respectively. On the flip side, the WKU offensive line has done a great job protecting the quarterback, giving up only two sacks so far this season. Through the first-two games, WKU allowed zero sacks, but Indiana got to Reed twice in their latest contest.

## REED ADDED TO DAVEY O'BRIEN AWARD WATCH LIST

WKU quarterback Austin Reed has been added to the Davey O'Brien Award Midseason Watch List. The Davey O'Brien Award is college football's oldest and most prestigious award for quarterbacks. The award honors candidates who exemplify Davey O'Brien's enduring character while exhibiting teamwork, sportsmanship and leadership in both academics and athletics. Reed's addition to the list comes after throwing for 547 yards and seven touchdowns through WKU's first two games. The Hilltoppers defeated Austin Peay and Hawaii in both those contests. Reed has completed 64.1 percent of his passes with an efficiency rating of 165.7. In addition to his passing statistics, Reed has also rushed for 41 yards and a touchdown through two games. Reed's seven passing touchdowns currently rank second nationally behind only North Carolina's Drake Maye. His 547 yards rank fourth nationally, and he is third in the nation in points responsible for with 54.

## OLIVER WINS C-USA DEFENSIVE PLAYER OF THE WEEK

Before enjoying the bye week, WKU defensive back Kaleb Oliver was named Conference USA's Defensive Player of the Week, presented by Blenders Eyewear. The redshirt senior turned in a big performance in the Hilltoppers' 49-17 win over Hawaii by intercepting two passes, earning an additional pass breakup and making two tackles. Oliver's first interception of the night came in the third quarter with WKU holding a 21-10 lead. He picked off Hawaii's pass and returned it 42 yards to the Hawaii 17-yard line, setting up a Hilltopper touchdown on the very next play. His next interception came on the ensuing Rainbow Warrior drive when Hawaii tried to convert on fourth down and Oliver snagged a tipped ball to put an end to the drive. Oliver's interceptions accounted for two of six takeaways the WKU defense came up with Saturday night. The Hilltoppers have now forced 10 turnovers through two games this season.

## IT RUNS IN THE FAMILY

The 2022 Hilltoppers feature all sorts of family ties up and down the roster. Freshman quarterback Turner Helton is the nephew of head coach Tyson Helton. Coach Helton's brother, Clay Helton, who is the head football coach at Georgia Southern, is Turner Helton's father. The other true freshman quarterback on the roster, Caden Veltkamp, is the son of WKU's head strength and conditioning coach, Jason Veltkamp. The all-star duo of Bailey Zappe and Jerreth Sterns from last year's WKU team both have younger brothers suiting up for the Tops this season. Sophomore Josh Sterns plays wide receiver for WKU while freshman Trent Zappe is part of WKU's linebacker room.

## HOMETOWN HEROES

WKU features seven players this season from Bowling Green, Ky. Caden Veltkamp, Luke Burton, Colt Jackson, Tomi Mustapha and Jake Jackson all came to The Hill from South Warren High School while Javy Bunton and Terrion Thompson both attended Bowling Green High School.

## NATIONAL CHAMPIONSHIP 20TH ANNIVERSARY

The 2022 WKU Football campaign marks the 20th anniversary of Western Kentucky winning the 2002 I-AA national championship.

WKU defeated McNeese State 34-14 in Chattanooga, Tenn. in the championship game of the I-AA Playoffs to earn the program's first national title after advancing to the championship game for the first time since the School moved to the I-AA level in 1975.

Karl Maslowski intercepted Scott Pendarvis on MSU's first offensive play of the game, the first of a number of big plays for WKU.

Jerami Johnson bowled over a pair of defenders to score on a 16-yard pass less than five minutes into the game, giving the Hilltoppers the lead for good. Frazier scored on a 55-yard run on the second play of the second quarter to double WKU's advantage. The defense allowed only 19 yards on seven plays after a late first-half turnover, forcing the Cowboys to settle for a field goal as the Toppers led, 17-6, at the break.

Quarterback Jason Michael connected with Johnson for 49 yards, and Frazier scored from 14 yards out on the next play to cap WKU's first drive of the second half. With MSU trailing by 10 points and the third quarter nearing an end, Michael and Frazier hooked up for a screen pass that would go 54 yards, the quarterback would reach the end zone to finish the drive with 13:49 left in the contest.

Corey Shaw's interception set up the final points of the game, a 23-yard Martinez field goal, while Charles Thompson ended McNeese's final possession with the Toppers' third interception of the contest.

Four conference champions. The top three seeds. Two three-point decisions on the road. All pointed to one result, Western Kentucky's first-ever NCAA I-AA national championship.



## PRESEASON HONORS

### Athlon Sports Preseason All C-USA Teams (12)

OL Quantavious Leslie (1st), K Brayden Narveson (1st), OL Rusty Staats (2nd), DT Darius Shipp (2nd), DB Kahlef Hailassie (2nd), WR Daewood Davis (3rd), TE Josh Simon (3rd), DL Juwuan Jones (3rd), LB Will Ignong (3rd), LB Jaden Hunter (3rd), DB A.J. Brathwaite (3rd), WR Malachi Corley (4th)

### Phil Steele Preseason All C-USA Teams (12)

TE Josh Simon (1st), OL Quantavious Leslie (1st), DB Kahlef Hailassie (1st), K Brayden Narveson (1st), OL Rusty Staats (2nd), WR Jaylen Hall (2nd), WR Daewood Davis (3rd), DT Darius Shipp (3rd), DE Juwuan Jones (4th), LB Will Ignong (4th), LS Jake Bowman (4th)

### East-West Shrine Bowl 1,000 List (5)

DB Kahlef Hailassie, DT Brodrick Martin, WR Jaylen Hall, K Brayden Narveson, OL Rusty Staats

### Conference USA Preseason Watch List (6)

WR Malachi Corley, OL Rusty Staats, DE Juwuan Jones, DB Kahlef Hailassie, K Brayden Narveson

### C-USA Preseason Special Teams Player of the Year

K Brayden Narveson

### Preseason Award Watch Lists (6)

WR Daewood Davis (Biletnikoff Award)  
OL Rusty Staats (Rimington Award)  
TE Josh Simon (Mackey Award)  
OL Quantavious Leslie (Outland Trophy)  
K Brayden Narveson (Groza Award)  
DE Juwuan Jones (Wuerffel Trophy)

## 2022 C-USA PLAYERS OF THE WEEK

<b>Aug. 29</b> <b>O:</b> QB Austin Aune (North Texas) <b>D:</b> DB Justin McKitthen (FAU) <b>ST:</b> K Morgan Suarez (FAU)	<b>Oct. 17</b> <b>O:</b> <b>D:</b> <b>ST:</b>
<b>Sept. 5</b> <b>O:</b> QB Frank Harris (UTSA) <b>D:</b> <b>DB Kaleb Oliver (WKU)</b> <b>ST:</b> K Jared Sackett (UTSA)	<b>Oct. 24</b> <b>O:</b> <b>D:</b> <b>ST:</b>
<b>Sept. 12</b> <b>O:</b> QB Frank Harris (UTSA) <b>D:</b> DL Quindarius Dunnigan (MTSU) <b>ST:</b> K Gavin Baechle (UTEP)	<b>Oct. 31</b> <b>O:</b> <b>D:</b> <b>ST:</b>
<b>Sept. 19</b> <b>O:</b> RB DeWayne McBride (UAB) <b>D:</b> LB Noah Wilder (UAB) <b>ST:</b> KR Kaylon Horton (N. Texas)	<b>Nov. 7</b> <b>O:</b> <b>D:</b> <b>ST:</b>
<b>Sept. 26</b> <b>O:</b> <b>D:</b> <b>ST:</b>	<b>Nov. 14</b> <b>O:</b> <b>D:</b> <b>ST:</b>
<b>Oct. 3</b> <b>O:</b> <b>D:</b> <b>ST:</b>	<b>Nov. 21</b> <b>O:</b> <b>D:</b> <b>ST:</b>
<b>Oct. 10</b> <b>O:</b> <b>D:</b> <b>ST:</b>	<b>LEADERS</b>

# Talking POINTS

## TOPS IN THE WKU RECORD BOOK

### Field Goals Made (Career)

Player	FGM
1. Garrett Schwettman, 2012-15	54
2. Chris James, 2004-07	51
3. Peter Martinez, 2000-02	49
4. Dan Maher, 1985-88	47
<b>5. Brayden Narveson, 2020-21</b>	<b>40</b>
6. Jeff Poisel, 1996-99	31
7. Matt Lange, 2002-03	23
8. Jim Griffiths, 1980-82	19
9. Ryan Nuss, 2015-18	18
<b>10. Cory Munson, 2019</b>	<b>17</b>

### Assisted Tackles (FBS Era) (Career)

Player	Tackles
1. DeAngelo Malone, 2017-21	120
2. Devon Key, 2017-20	158
3. Antwon Kincade, 2017-21	153
4. Andrew Jackson, 2010-13	152
5. Kyle Bailey, 2017-20	120
6. Xavius Boyd, 2010-13	116
<b>Juwuan Jones, 2018-21</b>	<b>116</b>

### Tight End Receptions (Career)

Player	Rec.
1. Jack Doyle, 2009-12	162
2. Robert Coates, 1985-89	119
3. Ricky Gwinn, 1977-80	85
4. Mitchell Henry, 2011-14	78
<b>5. Joshua Simon, 2019-pres.</b>	<b>69</b>

### Tight End Touchdown Receptions (Career)

Player	TDs
1. Tyler Higbee, 2013-15	13
2. Mitchell Henry	12
<b>3. Joshua Simon, 2019-pres.</b>	<b>10</b>
Ricky Gwinn, 1977-80	10

### Kicker Points Scored (Career)

Player	Points
1. Garrett Schwettman, 2012-15	398
2. Chris James, 2004-07	298
3. Peter Martinez, 2000-02	279
4. Jeff Poisel, 1996-99	63
5. Dan Maher, 1985-88	250
<b>6. Brayden Narveson, 2020-pres.</b>	<b>226</b>

### Touchdown Receptions by a Freshman

Player	TDs
<b>1. Malachi Corley, 2021</b>	<b>7</b>
2. Jay Davis, 1968	6
<b>3. Dalvin Smith, 2021</b>	<b>5</b>
Porter Williams, 1970	5
Darryl Smith, 1969	5
<b>6. Joshua Simon, 2019</b>	<b>4</b>

### Touchdown Receptions by a Junior

Player	TDs
1. Jerreth Sterns, 2021	17
Taywan Taylor, 2015	17
3. Mitchell Tinsley, 2021	14
4. Jared Dangerfield, 2014	11
5. Curtis Hamilton, 2006	10
<b>6. Daewood Davis, 2021</b>	<b>8</b>

## STEPPING INTO THE SPOTLIGHT

Often overshadowed by the historic seasons put up by Jerreth Sterns and Mitchell Tinsley last season, Daewood Davis is now taking advantage of his time to shine as the go-to receiver for WKU this year. Davis leads the Hilltoppers with 279 receiving yards this season and has added two touchdowns. He was also on the other end of WKU's most explosive scoring play this year, a 48-yard touchdown pass during the Hilltoppers' game at Indiana.

## SEASON #104

WKU is playing its 104th season of football this fall. WKU celebrated 100 seasons of football on The Hill in 2018. The program began in 1913, but due to program stoppages during World War I (1917-1919) and World War II (1943-45), the 2018 team was WKU's 100th team. Uniquely enough, it was also the 100th season of men's basketball and baseball.

To celebrate, WKU voted on and named an All-Century team and wore a commemorative patch on the team's jerseys all year. The team is comprised of 12 offensive players, 12 defensive players, 4 specialists, and one all-purpose leader. The co-head coaches of the team are Jimmy Feix, the winningest head coach in program history at 106-56-6, and Jack Harbaugh, leader of WKU's 2002 national championship team.

### WKU FOOTBALL ALL-CENTURY TEAM

#### CO-HEAD COACHES

Jimmy Feix	1968-83
Jack Harbaugh	1989-02

#### OFFENSE

Brandon Doughty	2013-15	Quarterback
Bobby Rainey	2008-11	Running Back
Dickie Moore	1965-68	Running Back
Jack Doyle	2009-12	Tight End
Taywan Taylor	2013-16	Wide Receiver
Porter Williams	1970-73	Wide Receiver
Nicholas Norris	2013-16	Wide Receiver
<b>Forrest Lamp</b>	<b>2013-16</b>	<b>Offensive Line</b>
Buster Ashley	2001-04	Offensive Line
Chris Price	1999-02	Offensive Line
David Carter	1973-76	Offensive Line
Jim "Yogi" Hardin	1955-58	Offensive Line

**BOLD** - Denotes captain of that group

#### DEFENSE

Lawrence Brame	1967-70	Defensive Line
John Bushong	1971-74	Defensive Line
Tim Ford	1979-81	Defensive Line
Quanterus Smith	2009-12	Defensive Line
Sherrod Coates	1999-02	Linebacker
Paul Gray	1980-83	Linebacker
Rick Green	1972-75	Linebacker
Dale Lindsey	1963-64	Linebacker
Jim Burt	1961-64	Defensive Back
Joseph Jefferson	1998-01	Defensive Back
<b>Virgil Livers</b>	<b>1971-74</b>	<b>Defensive Back</b>
Mel Mitchell	1999-01	Defensive Back

#### SPECIAL TEAMS/ALL-PURPOSE

Garrett Schwettman	2012-15	Kicker
Brian Claybourn	2001-04	Punter
Antonio Andrews	2010-13	Kick Returner
Joey Stockton	1994-97	Kick Returner
<b>Willie Taggart</b>	<b>1995-98</b>	<b>All-Purpose</b>

## PRO TOPS

Hilltoppers going on to play at the next level has become a regular tradition for WKU as five former Tops currently have spots on NFL rosters. George Fant and Mike White both play for the New York Jets, but every other WKU alum plays for a different team. Two new Hilltoppers joined the ranks of the NFL this season when DeAngelo Malone and Bailey Zappe were drafted to the Atlanta Falcons and New England Patriots, respectively.

- George Fant started at left tackle for the New York Jets in their thrilling come from behind victory against the Cleveland Browns Sunday. The Jets scored 17 points in the fourth quarter to win 31-30.
- Tight end Tyler Higbee hauled in seven catches for 71 yards Sunday, helping the Los Angeles Rams defeat the Atlanta Falcons, 31-27. Higbee's seven receptions were second on the team behind only Super Bowl MVP Cooper Kupp.
- Quarterback Mike White did not see action during back up duty during the Jets' win over the Browns Sunday afternoon.
- Atlanta Falcons rookie DeAngelo Malone made his NFL debut Sunday and recorded two tackles in a losing effort to the Rams.
- Bailey Zappe served as a back up quarterback for the New England Patriots in the team's 17-14 victory over the Steelers on Sunday.

Player	Years at WKU	NFL Team
George Fant, OT	2011-15	New York Jets
Tyler Higbee, TE	2011-15	Los Angeles Rams
Mike White, QB	2015-17	New York Jets
DeAngelo Malone, DE	2017-21	Atlanta Falcons
Bailey Zappe, QB	2021	New England Patriots

## UNIFORM TRACKER

Since 2013, the Hilltoppers have worn multiple jersey combinations. WKU switched to Nike uniforms in 2017 after wearing Russell previously. Here is the breakdown of WKU's record by uniform combination.

### RECORD BY UNIFORM COMBINATION SINCE 2013

#### RED-RED (10-4)

Sept. 28, 2013	Navy	W, 19-7
Oct. 3, 2013	at Louisiana Monroe	W, 31-10
Nov. 30, 2013	Arkansas State	W, 34-31
Aug. 29, 2014	Bowling Green	W, 59-31
Oct. 4, 2014	UAB	L, 39-42
Nov. 8, 2014	UTEP	W, 35-27
Oct. 10, 2015	Middle Tennessee	W, 58-28
Sept. 24, 2016	Vanderbilt	L, 30-31 (OT)
Nov. 5, 2016	FIU	W, 49-21
Sept. 8, 2018	Maine	L, 28-31
Oct. 19, 2019	Charlotte	W, 30-14
Sept. 19, 2020	Liberty	L, 24-30
Oct. 30, 2021	Charlotte	W, 45-13
Dec. 18, 2021	vs. App State	W, 59-38

#### RED-WHITE (8-4)

Aug. 31, 2013	vs. Kentucky	W, 35-26
Oct. 26, 2013	Troy	L, 26-32
Dec. 24, 2014	vs. Central Michigan	W, 49-48
Dec. 5, 2015	Southern Miss	W, 45-28
Oct. 22, 2016	Old Dominion	W, 59-24
Dec. 3, 2016	LA Tech	W, 58-44
Sept. 2, 2017	Eastern Kentucky	W, 31-17
Sept. 16, 2017	LA Tech	L, 22-23
Oct. 14, 2017	Charlotte	W, 45-14
Oct. 27, 2018	FIU	L, 17-38
Oct. 12, 2019	Amy	W, 17-8
Oct. 10, 2020	Marshall	L, 14-38

#### RED-BLACK (11-4)

Nov. 22, 2014	UTSA	W, 45-7
Sept. 10, 2015	LA Tech	W, 41-38
Nov. 7, 2015	Florida Atlantic	W, 35-19
Sept. 1, 2016	Rice	W, 46-14
Nov. 12, 2016	North Texas	W, 45-7
Dec. 20, 2016	vs. Memphis	W, 51-31
Oct. 28, 2017	Florida Atlantic	L, 28-42
Nov. 17, 2017	Middle Tennessee	W, 41-38 (30T)
Sept. 14, 2019	vs. Louisville	L, 21-38
Nov. 30, 2019	Middle Tennessee	W, 31-26
Oct. 31, 2020	at #10/11 BYU	L, 10-41
Nov. 14, 2020	Southern Miss	W, 10-7
Oct. 9, 2021	UTSA	L, 46-52
Nov. 6, 2021	Middle Tennessee	W, 48-21
Aug. 27, 2021	Austin Peay	W, 38-27

#### BLACK-RED (1-1)

Nov. 2, 2019	Florida Atlantic	L, 24-35
Nov. 20, 2021	Florida Atlantic	W, 52-17

#### BLACK-WHITE (1-0)

Nov. 17, 2018	UTEP	W, 40-16
---------------	------	----------

#### BLACK-BLACK (4-4)

Oct. 15, 2013	Louisiana Lafayette	L, 20-37
Oct. 25, 2014	Old Dominion	W, 66-51
Nov. 15, 2014	Army	W, 52-24
Nov. 27, 2015	Marshall	W, 49-28
Sept. 29, 2018	Marshall	L, 17-20
Aug. 29, 2019	Central Arkansas	L, 28-35
Nov. 21, 2020	FIU	W, 38-21
Sept. 25, 2021	Indiana	L, 31-33

#### WHITE-RED (17-9)

Sept. 7, 2013	at Tennessee	L, 20-52
Nov. 2, 2013	at Georgia State	W, 44-28
Nov. 9, 2013	at Army	W, 21-17
Nov. 23, 2013	at Texas State	W, 38-7
Sept. 6, 2014	at Illinois	L, 34-42
Sept. 27, 2014	at Navy	W, 36-27
Oct. 18, 2014	at Florida Atlantic	L, 38-45
Nov. 1, 2014	at LA Tech	L, 10-59
Nov. 28, 2014	at #19 Marshall	W, 67-66 (OT)
Sept. 3, 2015	at Vanderbilt	W, 14-12
Sept. 19, 2015	at Indiana	L, 35-38
Oct. 15, 2015	at North Texas	W, 55-28
Oct. 31, 2015	at Old Dominion	W, 55-30
Dec. 21, 2015	vs. South Florida	W, 45-35
Sept. 17, 2016	at Miami (Ohio)	W, 31-24
Nov. 26, 2016	at Marshall	W, 60-6
Aug. 31, 2018	at #4 Wisconsin	L, 3-34
Nov. 10, 2018	at Florida Atlantic	L, 15-34
Sept. 7, 2019	at FIU	W, 20-14
Oct. 5, 2019	at Old Dominion	W, 20-3
Oct. 17, 2020	at UAB	L, 14-37
Dec. 6, 2020	at Charlotte	W, 37-19
Sept. 11, 2021	at Army	L, 35-38
Oct. 16, 2021	at Old Dominion	W, 43-20
Oct. 23, 2021	at FIU	W, 34-19
Nov. 13, 2021	at Rice	W, 42-21

#### WHITE-WHITE (15-11)

Sept. 14, 2013	at South Alabama	L, 24-31
Sept. 21, 2013	Morgan State	W, 58-17
Sept. 19, 2014	at Middle Tennessee	L, 47-50 (30T)
Sept. 26, 2015	Miami (Ohio)	W, 56-14
Oct. 3, 2015	at Rice	W, 49-10
Oct. 24, 2015	at #5 LSU	L, 20-48
Nov. 21, 2015	at FIU	W, 63-7
Sept. 10, 2016	at #1 Alabama	L, 10-38
Oct. 1, 2016	Houston Baptist	W, 50-3
Oct. 15, 2016	at Middle Tennessee	W, 44-43 (20T)
Sept. 9, 2017	at Illinois	L, 7-20
Sept. 23, 2017	Ball State	W, 33-21
Oct. 7, 2017	at UTEP	W, 15-14
Oct. 20, 2017	at Old Dominion	W, 35-31
Nov. 11, 2017	at Marshall	L, 23-30
Dec. 16, 2017	vs. Georgia State	L, 17-27
Sept. 22, 2018	at Ball State	W, 28-20
Oct. 13, 2018	at Charlotte	L, 14-40
Oct. 20, 2018	Old Dominion	L, 34-37
Nov. 24, 2018	at LA Tech	W, 30-15
Sept. 28, 2019	UAB	W, 20-13
Oct. 26, 2019	at Marshall	L, 23-26
Oct. 24, 2020	Chattanooga	W, 13-10
Sept. 2, 2021	UT Martin	W, 59-21
Dec. 3, 2021	at UTSA	L, 41-49
Sept. 3, 2022	at Hawaii	W, 49-17

#### WHITE-BLACK (6-10)

Oct. 6, 2016	at LA Tech	L, 52-55
Oct. 29, 2016	at Florida Atlantic	W, 52-3
Nov. 4, 2017	at Vanderbilt	L, 17-31
Nov. 24, 2017	at FIU	L, 17-41
Sept. 15, 2018	at Louisville	L, 17-20
Nov. 2, 2018	at Middle Tennessee	L, 10-29
Nov. 9, 2019	at Arkansas	W, 45-19
Nov. 23, 2019	at Southern Miss	W, 28-10
Dec. 30, 2019	vs. Western Michigan	W, 23-20
Sept. 12, 2020	at Louisville	L, 21-35
Oct. 3, 2020	at Middle Tennessee	W, 20-17
Nov. 7, 2020	at Florida Atlantic	L, 6-10
Dec. 26, 2020	vs. Georgia State	L, 21-39
Oct. 2, 2020	at #16/17 Michigan St.	L, 31-48
Nov. 21, 2021	at Marshall	W, 53-21
Sept. 17, 2022	at Indiana	L, 30-33 (OT)

## TOPS IN CONFERENCE USA

### Conference USA Standings

Team	Conf.	Ovr.
Florida Atlantic	1-0	2-2
North Texas	1-0	2-2
<b>WKU</b>	<b>0-0</b>	<b>2-1</b>
Middle Tennessee	0-0	2-1
UAB	0-0	2-1
Rice	0-0	2-1
FIU	0-0	1-1
UTSA	0-0	1-2
Louisiana Tech	0-0	1-2
Charlotte	0-1	1-3
UTEP	0-1	1-3

### Scoring Offense

Team	PPG
<b>1. WKU</b>	<b>39</b>
2. UAB	36
3. Florida Atlantic	34.3
4. Rice	33
5. UTSA	32

### Pass Efficiency

Player	Efficiency
<b>1. WKU</b>	<b>156.93</b>
2. Florida Atlantic	146.52
3. UTSA	143.20
4. UAB	143.10
5. North Texas	143.06

### Interceptions

Player	INT
<b>1. Upton Stout (WKU)</b>	<b>2</b>
<b>Kaleb Oliver (WKU)</b>	<b>2</b>
Jaylen Key (UAB)	2
<b>4. Juwan Jones (WKU)</b>	<b>1</b>
Tra Fluellen (MTSU)	1

### Sacks

Player	SACKS
<b>1. JaQués Evans (WKU)</b>	<b>3.5</b>
<b>2. Kahlef Hailassie (WKU)</b>	<b>3.0</b>
Jordan Ferguson (MTSU)	3.0
Cal Wallerstedt (UTEP)	3.0
5. Ikenna Enechukwu (Rice)	2.5

### Total Offense Avg. Per Play

Player	AVG
<b>1. Daewood Davis (WKU)</b>	<b>5.00</b>
2. Luke McCaffrey (Rice)	4.33
3. Henry Rutledge (Charlotte)	3.67
4. Cameron Montgomery (Rice)	2.93
5. Parker McNeil (La Tech)	2.67

### Kicker Scoring Avg. Per Game

Player	AVG
<b>1. Brayden Narveson (WKU)</b>	<b>9.00</b>
2. Jacob Barnes (La Tech)	8.00
3. Ethan Mooney (North Texas)	7.75
4. Jared Sackett (UTSA)	7.33
5. Morgan Suarez (Florida Atlantic)	7.25

## CAREER HIGHS

Several Hilltoppers set new career highs for their time at WKU during the team's visit to Indiana. Som include:

- QB Austin Reed: 33 completions, 43 pass attempts, 329 passing yards
- RB Kye Robichaux: 14 rushing attempts, 135 rushing yards
- RB Jakairi Moses: Longest rush, 29 yards
- WR Jaylen Hall: 6 receptions, 60 receiving yards
- WR Michael Mathison: 6 receptions, 36 receiving yards
- WR Malachi Corley: 9 receptions
- DT Brodrick Martin: 4 solo tackles
- LB Derrick Smith: 12 tackles, 2 tackles for loss, 1 sack
- DB Kahlef Hailassie: 9 tackles, 6 solo tackles
- DB Davion Williams: 2 pass breakups
- DB Upton Stout: 4 tackles, 3 solo tackles

# CAREER-HIGHS at WKU

## QUARTERBACK

### #16 Austin Peay

Completions: 33, at Indiana 9/17/22  
 Attempts: 43, at Indiana 9/17/22  
 Passing yards: 329, at Indiana 9/17/22  
 Passing touchdowns: 4, vs. Austin Peay 8/27/22  
 Interceptions: 1, 3x, most recently at Indiana 9/17/22  
 Longest completion: 48, vs. Austin Peay 8/27/22  
 Rushing attempts: 10, at Indiana 9/17/22  
 Rushing yards: 43, at Hawaii 9/3/22  
 Longest rush: 19, at Indiana 9/17/22  
 Rushing touchdowns: 1, 2x most recently at Indiana 9/17/22

## RUNNING BACK

### #2 Davion Ervin-Poindexter

Attempts: 15, vs. Austin Peay 8/27/22  
 Rushing yards: 49, vs. Austin Peay 8/27/22  
 Longest rush: 13, at Hawaii 9/3/22  
 Rushing touchdowns: 1, at Hawaii 9/3/22  
 Receptions: 1, vs. Austin Peay 8/27/22  
 Receiving yards: 19, vs. Austin Peay 8/27/22  
 Longest reception: 19, vs. Austin Peay 8/27/22

### #3 Jakairi Moses

Attempts: 19, at UTEP 10/7/17  
 Rushing yards: 56, vs. Ball State 9/23/17  
 Longest rush: 29, at Indiana 9/17/22  
 Rushing touchdowns: 1, 3x, most recently vs. Florida Atlantic 11/20/21  
 Receptions: 6, at UTEP 10/7/17  
 Receiving yards: 51, vs. Central Arkansas 8/29/19  
 Longest reception: 26, 2x, most recently at Hawaii 9/3/22

### #8 Kye Robichaux

Attempts: 14, at Indiana 9/17/22  
 Rushing yards: 135, at Indiana 9/17/22  
 Longest rush: 59, at Indiana 9/17/22  
 Rushing touchdowns: 1, 4x, most recently at Hawaii 9/3/22  
 Receptions: 2, at Rice 11/13/21  
 Receiving yards: 39, at Rice 11/13/21  
 Longest reception: 38, at UTSA 12/3/21  
 Receiving touchdowns: 1, at Rice 11/13/21

## WIDE RECEIVER

### #0 Jaylen Hall

Receptions: 6, at Indiana 9/17/22  
 Receiving yards: 60, at Indiana 9/17/22  
 Longest reception: 30, vs. Austin Peay 8/27/22  
 Receiving touchdowns: 1, at Hawaii 9/3/22

### #1 Craig Burt, Jr.

Receptions: 5, 2x, most recently at FAU 11/7/20  
 Receiving yards: 54, vs. UT Martin 9/2/21  
 Longest reception: 54, vs. UT Martin 9/2/21  
 Receiving touchdowns: 1, 3x, most recently vs. UT Martin 9/2/21

### #4 Michael Mathison

Receptions: 6, at Indiana 9/17/22  
 Receiving yards: 36, at Indiana 9/17/22  
 Longest reception: 18, at Indiana 9/17/22  
 Receiving touchdowns: N/A

### #5 Dakota Thomas

Receptions: 5, at Charlotte 12/6/20  
 Receiving yards: 78, at Charlotte 12/6/20  
 Longest reception: 37, at Charlotte 12/6/20  
 Receiving touchdowns: 2, at Old Dominion 10/16/21

### #7 Daewood Davis

Receptions: 6, 2x, most recently vs. Austin Peay 8/27/22  
 Receiving yards: 124, vs. Austin Peay 8/27/22  
 Longest reception: 72, vs. UT Martin 9/2/21  
 Receiving touchdowns: 2, 2x, most recently at Marshall 11/27/21

### #9 Josh Sterns

Receptions: 4, vs. Middle Tennessee 11/6/21  
 Receiving yards: 32, vs. Indiana 9/25/21  
 Longest reception: 24, 2x, most recently vs. UTSA 10/9/21

### #11 Malachi Corley

Receptions: 9, vs. Indiana 9/25/21  
 Receiving yards: 77, at Indiana 9/17/22  
 Longest reception: 45, vs. Charlotte 10/30/21  
 Receiving touchdowns: 3, vs. Austin Peay 8/27/22

### #17 Dalvin Smith

Receptions: 3, at Hawaii 9/3/22  
 Receiving yards: 43, vs. UTSA 10/9/21  
 Longest reception: 33, 2x, most recently vs. App State 12/18/21  
 Receiving touchdowns: 1, 8x, most recently at Hawaii 9/3/22

## TIGHT END

### #6 Josh Simon

Receptions: 6, 2x most recently vs. UAB 10/17/20  
 Receiving yards: 105, vs. Western Michigan 12/30/19  
 Longest reception: 77, vs. Louisville 9/14/19  
 Receiving touchdowns: 2, vs. UT Martin 9/2/21

### #89 Joey Beljan

Receptions: 4, vs. Appalachian State 12/18/21  
 Receiving yards: 42, vs. Florida Atlantic 11/20/21  
 Longest reception: 32, vs. Florida Atlantic 11/20/21  
 Receiving touchdowns: 2, 2x, most recently vs. FAU 11/20/21

## DEFENSIVE ENDS

### #34 Juwuan Jones

Double-digit tackle games: 2x most recently vs. Austin Peay 8/27/22  
 Tackles: 10, 2x most recently vs. Austin Peay 8/27/22  
 Solo tackles: 5, at MTSU 11/2/18  
 Assist tackles: 8, at Marshall, 10/26/19  
 TFL: 2.5, 2x, most recently vs. Louisville 9/14/19  
 TFL yards: 12, 2x, most recently vs. FAU 11/2/19  
 Sacks: 2.5, vs. Old Dominion 10/20/18  
 Sack yards: 12, 2x, most recently vs. FAU 11/2/19  
 QB hurries: 2, 4x, most recently at Charlotte 12/6/20  
 Pass breakups: 1, 5x, most recently at Charlotte 12/6/20  
 Interceptions: 1, at Hawaii 9/3/22  
 Interceptions returned for touchdowns: 1, at Hawaii 9/3/22

**DEFENSIVE TACKLES****#0 Lorenzo Hernandez**

Tackles: 4, vs. Austin Peay 8/27/22

Solo tackles: N/A

Assist tackles: 4, vs. Austin Peay 8/27/22

TFL: 1, at Hawaii 9/3/22

Sacks: 0.5, vs. Austin Peay 8/27/22

QB hurries: 2, vs. Austin Peay 8/27/22

**#35 Mike Allen**

Tackles: 3, vs. App State 12/18/21

Solo tackles: 2, vs. Charlotte 10/30/21

Assist tackles: 2, 2x, most recently vs. App State 12/18/21

QB hurries: 1, 2x, most recently vs. Florida Atlantic 11/20/21

Blocked PAT: 1, at FIU 10/23/21

**#97 Darius Shipp**

Tackles: 6, vs. Middle Tennessee 11/6/21

Solo tackles: 5, at Rice 11/13/21

Assist tackles: 4, vs. Middle Tennessee 11/6/21

TFL: 2.0, 2x, most recently at Rice 11/13/21

TFL yards: 9, at Rice 11/13/21

Sacks: 1.0, 3x, most recently at Rice 11/13/21

Sack yards: 8, at Rice 11/13/21

Fumble Recoveries: 1, vs. App State 12/18/21

QB hurries: 2, at #16/17 Michigan State 10/2/21

Pass breakups: 1, 4x, most recently at UTSA 12/3/21

**#99 Brodrick Martin**

Tackles: 7, at UTSA 12/3/21

Solo tackles: 4, at Indiana 9/17/22

Assist tackles: 5, at UTSA 12/3/21

TFL: 2.0, vs. App State, 12/18/21

TFL yards: 13, vs. App State 12/18/21

Sacks: 2.0, vs. App State 12/18/21

Sack yards: 13, vs. App State 12/18/21

Pass breakups: 1, at FIU 10/23/21

QB hurries: 1, 2x, most recently at Indiana 9/17/22

**LINEBACKERS****#1 Jaden Hunter**

Double-digit tackle games: 2, most recently vs. MTSU 11/6/21

Tackles: 11, vs. Middle Tennessee 11/6/21

Solo tackles: 6, 2x, most recently vs. Middle Tennessee 11/6/21

Assist tackles: 5, 2x, most recently at UTSA 12/3/21

TFL: 2.0, at Marshall 11/27/21

TFL yards: 10, at Arkansas 11/9/19

Sacks: 2.0, at Marshall 11/27/21

Sack yards: 10, at Arkansas 11/9/19

QB hurries: 1, 2x, most recently at FIU 10/23/21

Pass breakups: 1, at FIU 10/23/21

Interceptions: 1, vs. Middle Tennessee 11/6/21

**#3 JaQues Evans**

Tackles: 13, vs. Austin Peay 8/27/22

Solo tackles: 9, vs. Austin Peay 8/27/22

Assist tackles: 4, 4x, most recently vs. Austin Peay 8/27/22

TFL: 2.5, vs. Austin Peay 8/27/22

TFL yards: 20, vs. Florida Atlantic 11/20/21

Sacks: 2.5, vs. Austin Peay 8/27/22

Sack yards: 20, vs. Florida Atlantic 11/20/21

Fumble Recoveries: 1, at App State 12/18/21

QB hurries: 1, 2x, most recently at Hawaii 9/3/22

Pass breakups: 1, 2x, most recently at Indiana 9/17/22

**#23 Will Ignont**

Tackles: 9, at Old Dominion 10/16/21

Solo tackles: 7, at Hawaii 9/3/22

Assist tackles: 6, at Old Dominion 10/16/21

TFL: 2.0, 2x, most recently at Old Dominion 10/16/21

TFL yards: 16, at Old Dominion 10/16/21

Sacks: 2.0, at Old Dominion 10/16/21

Sack yards: 16, at Old Dominion 10/16/21

Fumble Recoveries: 1, vs. UT Martin 9/2/21

Pass breakups: 2, at FIU 10/23/21

Interceptions: 1, at Old Dominion 10/16/21

**#24 Derrick Smith**

Tackles: 12, at Indiana 9/17/22

Solo tackles: 8, at Indiana 9/17/22

Assist tackles: 4, at Indiana 9/17/22

TFL: 2.0, at Indiana 9/17/22

TFL yards: 7, at Indiana 9/17/22

Sacks: 1.0, at Indiana 9/17/22

Sack yards: 5, at Indiana 9/17/22

**#48 Niko Cooper**

Tackles: 3, 2x, most recently at Hawaii 9/3/22

Solo tackles: 3, 2x, most recently at Hawaii 9/3/22

Assist tackles: N/A

TFL: 1.0, vs. App State 12/18/21

TFL yards: 4, vs. App State 12/18/21

Forced Fumbles: 1, at Hawaii 9/3/22

**#58 Matthew Flint**

Tackles: 3, 2x, most recently at Marshall 11/27/21

Solo tackles: 3, at Rice 11/13/21

Assist tackles: 1, 6x, most recently vs. App State 12/18/21

**DEFENSIVE BACKS****#2 A.J. Brathwaite, Jr.**

Double-digit tackle games: 2, most recently at Old Dominion 10/16/21

Tackles: 15, vs. Indiana 9/25/21

Solo tackles: 9, vs. Indiana 9/25/21

Assist tackles: 6, vs. Indiana 9/25/21

TFL: 1.0, 2x, most recently at Rice 11/13/21

TFL yards: 16, vs. Indiana 9/25/21

Sacks: 1.0, vs. Indiana 9/25/21

Sack yards: 16, vs. Indiana 9/25/21

Forced fumbles: 1, 2x, most recently vs. App State 12/18/21

Pass breakups: 1, 2x, most recently at Old Dominion 10/16/21

Interceptions: 1, 2x, most recently vs. Austin Peay 8/27/22

Defensive TD: 1, at Charlotte 12/6/20

Blocked punts: 1, vs. Charlotte 10/19/19

## CAREER-HIGHS at WKU

### #7 Tre Shaw

Tackles: 3, at Rice 11/13/21  
Solo tackles: 2, 2x, most recently at Rice 11/13/21  
Assist tackles: 1, 3x, most recently at Rice 11/13/21

### #9 Dominique Bradshaw

Tackles: 5, 4x, at Hawaii 9/3/22  
Solo tackles: 4, 2x, most recently at Hawaii 9/3/22  
Assist tackles: 3, at UTSA 12/3/21  
TFL: 0.5, at Hawaii 9/3/22  
TFL yards: 1, at Hawaii 9/3/22  
Pass breakups: 3, at Charlotte 12/6/20  
Interceptions: 1, at Rice 11/13/21

### #12 Kahlef Hailassie

Total tackles: 9, at Indiana 9/17/22  
Solo tackles: 6, at Indiana 9/17/22  
Assist tackles: 5, at #16/17 Michigan State 10/2/21  
TFL: 2.0, 2x, most recently at Indiana 9/17/22  
TFL yards: 10, 2x, most recently at Indiana 9/17/22  
Sacks: 1.0, 3x, most recently at Indiana 9/17/22  
Pass breakups: 2, 2x, most recently at Indiana 9/17/22  
Interceptions: 1, 2x, most recently at Rice 11/13/21

### #14 Davion Williams

Tackles: 5, vs. UT Martin 9/2/21  
Solo tackles: 4, 2x, most recently at Hawaii 9/3/22  
Assist tackles: 1, 3x, most recently at Old Dominion 10/16/21  
Pass breakups: 2, at Indiana 9/17/22  
Interceptions: 1, 2x, most recently at Marshall 11/27/21  
Defensive TD: 1, at Marshall 11/27/21

### #16 Kendrick Simpkins

Tackles: 7, vs. Charlotte 10/30/21  
Solo tackles: 6, vs. Charlotte 10/30/21  
Assist tackles: 2, at Indiana 9/17/22  
TFL: 0.5, at Old Dominion 10/16/21  
TFL yards: 1, at Old Dominion 10/16/21  
Pass breakups: 2, at Rice 11/13/21

### #20 Kaleb Oliver

Tackles: 7, 2x, most recently at Indiana 9/17/22  
Solo tackles: 5, at Indiana 9/17/22  
Assist tackles: 4, vs. Middle Tennessee 11/6/21  
Pass breakups: 1, 3x, most recently at Hawaii 9/3/22  
Interceptions: 2, at Hawaii 9/3/22

### #21 Upton Stout

Tackles: 4, at Indiana 9/17/22  
Solo tackles: 3, at Indiana 9/17/22  
Assist tackles: 1, 2x, most recently at Indiana 9/17/22  
Interceptions: 1, 2x, most recently at Hawaii 9/3/22  
Interceptions returned for touchdowns: 1, vs. Austin Peay 8/27/22

### #40 B.J. Wagner

Tackles: 2, 2x, most recently at Indiana 9/17/22  
Solo tackles: 2, at Hawaii 9/3/22  
Assist tackles: 2, at Indiana 9/17/22  
TFL: 1.0, at Hawaii 9/3/22  
TFL yards: 2, at Hawaii 9/3/22  
Interceptions: 1, at Hawaii 9/3/22  
Fumble recoveries: 1, at Indiana 9/17/22



## Offense Key Player Bios



**6**  
**Joshua Simon**  
 TE • 6-5 • 235  
 r-Sophomore  
 Dalzell, S.C.  
 Crestwood HS

**SIMON'S CAREER STATISTICS**

**RECEPTIONS: 69**  
**YARDS: 937**  
**TOUCHDOWNS: 10**  
**LONG: 77**

**2021 GAME-BY-GAME RECEIVING**

	REC	YDS	TD	LONG
UT Martin	3	73	2	45
<b>TOTALS</b>	<b>3</b>	<b>73</b>	<b>2</b>	<b>45</b>

**2020 GAME-BY-GAME RECEIVING**

	REC	YDS	TD	LONG
at Louisville	0	0	0	0
Liberty	2	19	0	18
at Middle Tenn.	4	33	1	11
Marshall	1	4	0	4
at UAB	6	81	1	25
Chattanooga	2	29	0	28
at #10/11 BYU	5	28	1	10
at Fla. Atlantic	0	0	0	0
So. Miss	5	30	0	12
FIU	2	20	0	11
at Charlotte	2	42	0	37
vs. GA State	4	84	0	40
<b>TOTALS</b>	<b>33</b>	<b>370</b>	<b>3</b>	<b>40</b>

**2019 GAME-BY-GAME RECEIVING**

	REC	YDS	TD	LONG
Central AR	3	53	1	42
at FIU	0	0	0	0
vs. Louisville	1	77	1	77
UAB	3	26	1	12
at Old Dom.	1	12	1	12
Army	1	0	0	0
Charlotte	2	22	0	17
at Marshall	1	10	0	10
Fla. Atlantic	4	14	0	7
at Arkansas	2	22	0	22
at So. Miss	2	51	0	47
Middle Tenn.	4	38	0	32
vs. W. Michigan	6	105	0	30
<b>TOTALS</b>	<b>40</b>	<b>430</b>	<b>4</b>	<b>77</b>

**SIMON'S KEY NOTES**

- Named to the Mackey Award Watch List ahead of the 2022 season.
- Led the Hilltoppers with five "explosive" catches of 20+ yards in 2020, including a season-long 40-yard grab against FIU.
- In 2019, had one score in each of his first four games, as four of his first eight collegiate catches went for six points.
- Put up season-highs of six receptions for 106 yards in WKU's 2019 First Responder Bowl victory; he was the only tight end in the nation to have 100+ yards in a 2019-20 bowl game.



**7**  
**Daewood Davis**  
 WR • 6-2 • 195  
 r-Senior  
 Broward County, Fla.  
 Deerfield Beach HS

**DAVIS' CAREER STATISTICS (AT WKU)**

**RECEPTIONS: 59**  
**YARDS: 1,042**  
**TOUCHDOWNS: 10**  
**LONG: 73**

**2021 GAME-BY-GAME RECEIVING**

	REC	YDS	TD	LONG
UT Martin	2	83	1	73
at Army	2	17	0	11
Indiana	2	64	1	39
at Michigan St.	0	0	0	0
UTSA	5	75	0	33
at ODU	5	45	1	15
at FIU	4	38	0	11
Charlotte	3	49	1	30
MTSU	2	45	2	28
at Rice	4	61	0	22
FAU	6	70	0	18
at Marshall	3	105	2	50
at UTSA	3	55	0	35
vs. App State	2	56	0	39
<b>TOTALS</b>	<b>43</b>	<b>763</b>	<b>8</b>	<b>73</b>

**DAVIS' KEY NOTES**

- Named to the Biletnikoff Award Watch List ahead of the 2022 season.
- Listed on the 2022 College Football Freaks List by The Athletic.
- Finished 28th in the nation in yards per reception in 2021 with 17.74.
- His eight touchdowns in 2021 were ninth most in a single season by any Western Kentucky wide receiver.
- Played three seasons at Oregon before transferring to WKU. Oregon Head coach Mario Cristobal called Davis, "the most unselfish guy I've ever coached." Helped Oregon win the Pac-12 Conference Championship in 2019 over No. 5 Utah and the Rose Bowl over No. 8 Wisconsin.



**16**  
**Austin Reed**  
 QB • 6-2 • 230  
 g-Senior  
 St. Augustine Beach, Fla.  
 St. Augustine HS

**REED'S CAREER STATISTICS**

**COMPLETIONS: 560**  
**ATTEMPTS: 975**  
**PERCENTAGE: 57%**  
**YARDS: 8,382**  
**TOUCHDOWNS: 87**  
**INTERCEPTIONS: 22**

**2021 GAME-BY-GAME PASSING**

	C-A	PCT	YDS	TD-INT
at McNeese St.	19-36	52.8	380	4-1
SW Baptist	20-26	76.9	257	4-0
at Tex. A&M Com.	18-32	56.3	274	2-0
at Delta State	13-31	41.9	285	4-2
at N. Greenville	21-33	63.6	289	4-0
West Georgia	31-50	62.0	410	3-0
Shorter	18-30	60.0	314	4-1
at Mississippi Col.	19-29	65.5	361	4-0
at West Alabama	22-39	65.5	403	4-1
Valdosta St.	15-37	40.5	311	2-0
Newberry	11-35	31.4	134	3-3
<b>TOTALS</b>	<b>207-378</b>	<b>54.8</b>	<b>3,418</b>	<b>38-8</b>

**2019 GAME-BY-GAME PASSING**

	C-A	PCT	YDS	TD-INT
at C. Newman	15-29	51.7	194	1-1
at Shorter	24-35	68.6	364	4-0
Va. -Lynchburg	18-28	64.3	274	3-1
Mississippi Col.	14-24	58.3	196	2-1
Delta State	15-24	62.5	262	4-1
at West Georgia	2-15	13.3	43	1-1
at Florida Tech	18-35	51.4	219	2-1
North Greenville	21-32	65.6	254	1-1
at Valdosta State	19-32	59.4	190	1-0
West Alabama	28-39	71.8	443	5-0
at Wingate	8-26	30.8	165	3-0
at Valdosta State	25-37	67.6	298	1-1
at Lenoir-Rhyne	21-36	58.3	360	3-1
at Ferris State	18-44	40.9	299	3-1
vs. Minn. St.	33-54	61.1	523	6-1
<b>TOTALS</b>	<b>279-490</b>	<b>56.9</b>	<b>4,084</b>	<b>40-11</b>

**REED'S KEY NOTES**

- Led Division II West Florida to a National Championship in 2019.
- Missed the 2020 season due to the COVID-19 pandemic.
- Named the 2019 Don Hansen Football Gazette National Freshman of the Year in addition to being the Gulf South Conference Freshman of the Year.
- Missed the 2020 season due to the COVID-19 pandemic.
- Holds two years of remaining eligibility despite playing as a graduate transfer.
- Threw a career-high six touchdowns in WFU's national title win over Minnesota State.

## Defense Key Player Bios



**1**  
**Jaden Hunter**  
 LB • 6-2 • 240  
 r-Senior  
 Atlanta, Ga.  
 Westlake HS

### HUNTER'S CAREER STATISTICS

**TACKLES:** 104  
**TACKLES FOR LOSS:** 8.5  
**SACKS:** 3.0  
**QB HURRIES:** 2  
**FORCED FUMBLES:** 2  
**INTERCEPTIONS:** 1

### 2021 GAME-BY-GAME STATISTICS

	TKL	TFL	SACK	QBH
at Army	10	0	0	0
Indiana	1	0	0	0
at Michigan St.	6	1.0	0	0
UTSA	1	0	0	0
at Old Dominion	5	0	0	0
at FIU	4	0	0	1
Charlotte	3	0.5	0	0
Middle Tenn.	11	0.5	0	0
at Rice	5	1.0	1.0	0
FAU	0	0	0	0
at Marshall	9	2.0	2.0	0
at UTSA	8	0	0	0
vs. App State	3	0	0	0
<b>TOTALS</b>	<b>66</b>	<b>5.0</b>	<b>3.0</b>	<b>1</b>

### 2020 GAME-BY-GAME STATISTICS

	TKL	TFL	SACK	QBH
at Louisville	1	0	0	0
Liberty	1	0	0	0
at Middle Tenn.	1	0	0	1
Marshall	3	0	0	0
at UAB	2	0.5	0	0
Chattanooga	2	1.0	0	0
at #10/11 BYU	0	0	0	0
at Fla. Atlantic	1	0	0	0
So. Miss	0	0	0	0
FIU	1	0	0	0
at Charlotte	2	0	0	0
vs. GA State	1	1.0	0	0
<b>TOTALS</b>	<b>15</b>	<b>2.5</b>	<b>0</b>	<b>1</b>

### 2019 GAME-BY-GAME STATISTICS

	TKL	TFL	SACK	QBH
Central AR	1	0	0	0
at FIU	1	0	0	0
vs. Louisville	2	0	0	0
UAB	2	0	0	0
at Old Dom.	0	0	0	0
Army	0	0	0	0
Charlotte	0	0	0	0
at Marshall	1	0	0	0
Fla. Atlantic	1	0	0	0
at Arkansas	2	1.0	1.0	0
at So. Miss	0	5	0	0
Middle Tenn.	0	0	0	0
vs. W. Michigan	1	0	0	0
<b>TOTALS</b>	<b>11</b>	<b>1.0</b>	<b>1.0</b>	<b>0</b>



**34**  
**Juwan Jones**  
 DE • 6-3 • 275  
 r-Senior  
 Sugar Hill, Ga.  
 Lanier HS

### JONES' CAREER STATISTICS

**TACKLES:** 197  
**TACKLES FOR LOSS:** 30.5  
**SACKS:** 18.0  
**QB HURRIES:** 23  
**FORCED FUMBLES:** 2  
**INTERCEPTIONS:** 1

### 2021 GAME-BY-GAME STATISTICS

	TKL	TFL	SACK	QBH
UT Martin	2	0.5	0	0
at Army	9	1.0	1.0	0
Indiana	4	0	0	0
at Michigan St.	3	0	0	0
UTSA	2	0	0	0
at Old Dominion	3	1.0	1.0	0
at FIU	1	1.0	1.0	0
Charlotte	2	0.5	0.5	0
Middle Tenn.	3	0	0	0
at Rice	3	0	0	0
FAU	1	0	0	1
at Marshall	5	0	0	1
at UTSA	3	1.5	0	1
vs. App State	4	1.0	0	0
<b>TOTALS</b>	<b>45</b>	<b>6.5</b>	<b>3.5</b>	<b>3</b>

### 2020 GAME-BY-GAME STATISTICS

	TKL	TFL	SACK	QBH
at Louisville	1	0.0	0.0	1
Liberty	3	0.5	0.5	0
at Middle Tenn.	2	1.0	0.0	0
Marshall	4	0.0	0.0	0
at UAB	3	1.0	0.0	1
Chattanooga	3	1.0	1.0	1
at #10/11 BYU	1	0.0	0.0	0
at Fla. Atlantic	6	1.0	0.0	0
So. Miss	4	0.5	0.5	0
FIU	3	0.0	0.0	0
at Charlotte	3	0.0	0.0	2
vs. GA State	5	0.0	0.0	0
<b>TOTALS</b>	<b>38</b>	<b>5.0</b>	<b>2.0</b>	<b>5</b>

### 2019 GAME-BY-GAME STATISTICS

	TKL	TFL	SACK	QBH
Central AR	3	1.0	1.0	1
at FIU	8	1.5	1.0	0
vs. Louisville	6	2.5	1.5	0
UAB	3	0.0	0.0	1
at Old Dom.	1	0.0	0.0	1
Army	3	0.0	0.0	1
Charlotte	4	0.0	0.0	1
at Marshall	10	2.0	0.0	2
Fla. Atlantic	4	1.0	1.0	0
at Arkansas	3	1.0	0.0	1
at So. Miss	4	0.5	0.5	0
Middle Tenn.	4	2.0	1.0	0
vs. W. Michigan	2	1.0	1.0	1
<b>TOTALS</b>	<b>55</b>	<b>12.5</b>	<b>7.0</b>	<b>9</b>

### 2018 GAME-BY-GAME STATISTICS

	TKL	TFL	SACK	QBH
at #3 Wisconsin	2	0.0	0.0	0
Maine	7	0.5	0.5	0
at Louisville	1	0.0	0.0	0
at Ball State	2	0.0	0.0	0
Marshall	3	1.0	0.0	2
at Charlotte	3	0.0	0.0	1
Old Dom.	4	2.5	2.5	0
FIU	3	0.0	0.0	0
at Middle Tenn.	5	1.0	1.0	0
at Fla. Atlantic	5	0.0	0.0	0
UTEP	4	0.0	0.0	2
at LA Tech	3	1.0	1.0	0
<b>TOTALS</b>	<b>42</b>	<b>6.0</b>	<b>5.0</b>	<b>5</b>

### JONES' KEY NOTES

- Juwan Jones is a two-time CoSIDA Academic All-American, being named to the second team in both 2020 and 2021. Jones holds a bachelor's degree from WKU in sport management and a master's degree from WKU in special education teaching.
- Jones was named to the Wuerffel Trophy Watch List in late July. The Wuerffel Trophy honor college football players who serve others, celebrate their positive impact on society and inspire greater service in the world. This is his second time being named to the watch list as he also landed on the Wuerffel Trophy Watch List in 2020.
- Jones represented WKU at the 2022 Conference USA Media Days and was named to the league's preseason watch list.
- Phil Steele, famous for his preseason college football magazine, named Jones to his All Conference-USA Fourth Team in mid June.
- Jones' lone double-digit tackle game of his career came in 2019 when he finished the team's game at Marshall with 10 tackles.
- He was named a FWAA Freshman All-American in 2018.
- Named to the C-USA All-Academic team in back-to-back years in 2020 and 2021.
- Enters 2022 third in school history in sacks (FBS era) and fourth in tackles for loss (FBS era).



## Specialist Key Player Bios



**44**  
**Brayden Narveson**  
 K • 6-1 • 205  
 r-Junior  
 Scottsdale, Ariz.  
 Iowa State

### NARVESON'S CAREER STATISTICS

**FIELD GOALS:** 32-54  
**EXTRA POINTS:** 114-114  
**POINTS:** 243  
**LONG FG MAKE:** 53 (twice)  
**LONG FG ATTEMPT:** 55  
**CONSECUTIVE FG:** 0

### 2021 GAME-BY-GAME KICKING

	PTS	PAT	FG	LONG
UT Martin	11	8-8	1-1	30
at Army	5	0-0	5-5	—
Indiana	7	4-4	1-1	34
at Michigan St.	11	2-2	3-3	37
UTSA	10	4-4	2-3	34
at Old Dominion	13	4-4	3-4	41
at FIU	10	4-4	2-2	26
Charlotte	9	6-6	1-1	35
Middle Tenn.	12	6-6	2-2	43
at Rice	6	6-6	0-0	—
Florida Atlantic	10	7-7	1-1	26
at Marshall	17	5-5	4-5	53
at UTSA	9	3-3	2-4	34
vs. App State	11	8-8	1-2	24
<b>TOTALS</b>	<b>141</b>	<b>72-72</b>	<b>23-29</b>	<b>53</b>

### 2020 GAME-BY-GAME KICKING

	PTS	PAT	FG	LONG
at Louisville	3	3-3	0-0	—
Liberty	6	3-3	1-1	43
at Middle Tenn.	8	2-2	2-2	53
Marshall	2	2-2	0-0	—
at UAB	2	2-2	0-0	—
Chattanooga	7	1-1	2-2	32
at #10/11 BYU	4	1-1	1-1	44
at Fla. Atlantic	6	0-0	2-3	49
So. Miss	4	1-1	1-1	24
FIU	8	5-5	1-1	39
at Charlotte	13	4-4	3-3	49
vs. GA State	3	3-3	0-0	—
<b>TOTALS</b>	<b>66</b>	<b>27-27</b>	<b>13-14</b>	<b>53</b>

### 2019 OVERALL STATISTICS (AT IOWA STATE)

	PTS	PAT	FG	LONG
<b>TOTALS</b>	<b>6</b>	<b>0-0</b>	<b>2-4</b>	<b>48</b>

### NARVESON'S KEY NOTES

- Finished the 2021 season first in points among all kickers in the country with 141. That mark was also the second best among all players in college football.
- Narveson was named to the Lou Groza Award Watch List prior to the start of the 2022 season.
- His 17 points scored in WKU's win at Marshall are a career high. That effort helped the Tops clinch the Conference USA East Division Championship.
- After transferring to WKU in the summer, Narveson won the starting kicking job during Fall Camp and didn't look back, producing one of the most accurate campaigns in WKU's 102-season program history.
- Made 13-of-14 field goal attempts and was a perfect 27-of-27 on extra point tries in 2020, scoring 66 total points in 12 games. His 93% field goal mark tied for third among all FBS kickers and ranked second for a single season all-time in WKU history to Garrett Schwettman's 15-of-16 (94%) mark in 2015. Was only 1-of-20 FBS kickers listed as a Lou Groza Award Semifinalist, the first Hilltopper to do so since Schwettman in 2015.
- Made 6-of-6 field goals in the 40-49 range and 5-of-5 from the 30-39 distance, while his 53-yarder on Oct. 3 at Middle Tennessee was the third-longest ever for a Hilltopper. Only miss was a 50-yard try in the first quarter on Nov. 7 at Florida Atlantic, but he did bounce back and make attempts of 32 and 49 yards later in the game against the Owls.
- Capped the regular season by going 3-for-3 on field goals and 4-of-4 on extra points on Dec. 6 at Charlotte. With a 13 points scored, became the first WKU kicker to reach that mark since Skyler Simcox had 16 points scored in the 2016 C-USA Championship Game vs. LA Tech.



**46**  
**Cory Munson**  
 KO • 6-2 • 205  
 Junior  
 Warner Robins, Ga.  
 Northside HS

### MUNSON'S CAREER STATISTICS

**KICKOFFS:** 248  
**YARDS:** 14,838  
**AVERAGE:** 59.8  
**TOUCHBACKS:** 125  
**OUT OF BOUNDS:** 8

### 2021 GAME-BY-GAME KICKOFFS

	ATT	AVG	TB	OB
UT Martin	10	51.2	2	0
at Army	3	56.7	2	0
Indiana	6	60.5	2	1
at Michigan St.	7	54.1	3	1
UTSA	9	65.0	9	0
at Old Dominion	8	56.1	6	0
at FIU	7	61.4	6	0
Charlotte	8	58.6	5	0
Middle Tenn.	9	62.2	8	0
at Rice	7	59.1	3	0
Florida Atlantic	8	64.4	2	1
at Marshall	11	56.7	5	0
at UTSA	8	61.9	7	0
vs. App State	10	60.9	3	0
<b>TOTALS</b>	<b>111</b>	<b>59.2</b>	<b>63</b>	<b>3</b>

### 2020 GAME-BY-GAME KICKOFFS

	ATT	AVG	TB	OB
at Louisville	3	63.0	1	0
Liberty	5	58.4	1	1
at Middle Tenn.	5	59.2	3	0
Marshall	2	42.5	1	1
at UAB	3	64.7	2	0
Chattanooga	4	52.5	2	0
at #10/11 BYU	3	56.6	2	0
at Fla. Atlantic	3	65.0	2	0
So. Miss	3	62.3	0	0
FIU	7	57.3	1	0
at Charlotte	8	60.6	3	1
vs. GA State	3	54.0	1	0
<b>TOTALS</b>	<b>49</b>	<b>58.5</b>	<b>19</b>	<b>3</b>

### 2019 GAME-BY-GAME KICKOFFS

	ATT	AVG	TB	OB
Central AR	5	60.8	2	0
at FIU	4	62.3	3	0
vs. Louisville	3	65.0	2	0
UAB	5	64.2	2	0
at Old Dom.	5	65.0	4	0
Army	4	65.0	4	0
Charlotte	7	61.4	6	0
at Marshall	4	64.3	3	0
Fla. Atlantic	5	61.2	1	0
at Arkansas	8	60.6	2	0
at So. Miss	5	60.8	2	0
Middle Tenn.	6	49.3	2	0
vs. W. Michigan	5	60.0	0	0
<b>TOTALS</b>	<b>66</b>	<b>61.1</b>	<b>33</b>	<b>0</b>



# Game-By-Game INFO

## GAME-BY-GAME NOTABLES

Opponent	Team Captains (O, D, ST)	Coin Toss	Kick or Receive	Game Start	Game End	Game Length	Game Temp.	Helmet Style	Jersey Color	Pants Color	Game Result
Austin Peay	J. Beljan, J. Jones, D. Williams	Loss	Receive	11:04	2:55	3:50	90	Black	Red	Black	W, 38-27
at Hawaii	G. Britton, K. Oliver, T. Shaw	Loss	Kick	6:07	9:39	3:31	81	White	White	White	W, 49-17
at Indiana	D. Davis, D. Shipp, M. Mathison	Loss	Receive	12:01	3:56	3:55	78	Black	White	Black	L, 30-33
FIU*											
Troy											
at UTSA*											
at Middle Tennessee*											
UAB*											
North Texas*											
at Charlotte*											
Rice*											
at Auburn											
at Florida Atlantic*											

## GAME-BY-GAME STARTERS – OFFENSE

OPPONENT	QB	RB/WR	WR	WR	WR	TE/WR	LT	LG	C	RG	RT
Austin Peay	Reed	Hall	Mathison	Davis	Corley	Smith	Goode	Leslie	Staats	Murphy	Britton
at Hawaii	Reed	Moses	Hall	Davis	Corley	Simon	Goode	Leslie	Staats	Murphy	Britton
at Indiana	Reed	Ervin-Poindexter	Hall	Davis	Corley	Mathison	Goode	Leslie	Staats	Murphy	Britton
FIU*											
Troy											
at UTSA*											
at Middle Tennessee*											
UAB*											
North Texas*											
at Charlotte*											
Rice*											
at Auburn											
at Florida Atlantic*											

## GAME-BY-GAME STARTERS – DEFENSE

OPPONENT	DE	DT	DT	DE/LB	LB	LB	LB/S	CB	SAF	SAF	CB
Austin Peay	J. Jones	Martin	Shipp	Evans	Ignont	Smith	Roberson	Hailassie	Brathwaite	C. Jones	Stout
at Hawaii	J. Jones	Martin	Shipp	Evans	Hunter	Smith	T. Allen	Hailassie	Oliver	C. Jones	Stout
at Indiana	J. Jones	Martin	Shipp	Evans	Ignont	Smith	T. Allen	Hailassie	Oliver	C. Jones	Stout
FIU*											
Troy											
at UTSA*											
at Middle Tennessee*											
UAB*											
North Texas*											
at Charlotte*											
Rice*											
at Auburn											
at Florida Atlantic*											

## GAME-BY-GAME STARTERS – SPECIALISTS

OPPONENT	K	P	LS	KO
Austin Peay	Narveson	Ellard	Bowman	Munson
at Hawaii	Narveson	Ellard	Bowman	Munson
at Indiana	Narveson	Ellard	Bowman	Munson
FIU*				
Troy				
at UTSA*				
at Middle Tennessee*				
UAB*				
North Texas*				
at Charlotte*				
Rice*				
at Auburn				
at Florida Atlantic*				

## Big Plays OVERVIEW

## TURNOVERS

Opponent	FUM	Forced by WKU			Pts. Off.	Def. TD	Pts. Off Margin	Forced by Opponent				
		INT	Total					FUM	INT	Total	Pts. Off.	Def. TD
Austin Peay	2	2	4		21	1	+14	0	1	1	7	0
at Hawaii	1	5	6		28	1	+25	1	1	2	3	0
at Indiana FIU*	1	0	1		0	0	-9	1	1	2	9	0
Troy												
at UTSA*												
at Middle Tennessee*												
UAB*												
North Texas*												
at Charlotte*												
Rice*												
at Auburn												
at Florida Atlantic*												
<b>TOTALS</b>	<b>4</b>	<b>7</b>	<b>11</b>		<b>49</b>	<b>2</b>	<b>+30</b>	<b>2</b>	<b>3</b>	<b>5</b>	<b>19</b>	<b>0</b>

## WKU BIG PLAYS

Opponent	Rushing				Passing				Special Teams		Defense (20+)	
	10-19	20-29	30-39	40+	20-29	30-39	40-49	50+	KR (30+)	PR (20+)	INT	FUM
Austin Peay	3	--	1	1	2	--	1	--	--	--	1	--
at Hawaii	3	--	--	--	3	--	1	--	--	--	3	--
at Indiana FIU*	2	1	1	1	5	--	1	--	--	--	--	--
Troy												
at UTSA*												
at Middle Tennessee*												
UAB*												
North Texas*												
at Charlotte*												
Rice*												
at Auburn												
at Florida Atlantic*												
<b>TOTALS</b>	<b>8</b>	<b>1</b>	<b>2</b>	<b>2</b>	<b>10</b>	<b>--</b>	<b>3</b>	<b>--</b>	<b>--</b>	<b>--</b>	<b>4</b>	<b>--</b>

## OPPONENT BIG PLAYS

Opponent	Rushing				Passing				Special Teams		Defense (20+)	
	10-19	20-29	30-39	40+	20-29	30-39	40-49	50+	KR (30+)	PR (20+)	INT	FUM
Austin Peay	2	2	--	--	1	1	1	--	--	1	--	--
at Hawaii	2	--	--	--	2	1	1	--	--	--	--	--
at Indiana FIU*	5	--	1	--	1	2	1	--	--	--	--	--
Troy												
at UTSA*												
at Middle Tennessee*												
UAB*												
North Texas*												
at Charlotte*												
Rice*												
at Auburn												
at Florida Atlantic*												
<b>TOTALS</b>	<b>9</b>	<b>2</b>	<b>1</b>	<b>--</b>	<b>4</b>	<b>4</b>	<b>3</b>	<b>--</b>	<b>--</b>	<b>1</b>	<b>--</b>	<b>--</b>

# Explosive PLAYS

Yards	Type	Player/s	Opp.	Qtr.
59	Rush	Kye Robichaux	Indiana	4th
<b>48</b>	<b>Pass</b>	<b>Austin Reed to Daewood Davis</b>	<b>Austin Peay</b>	<b>4th</b>
<b>47</b>	<b>Pass</b>	<b>Austin Reed to Joshua Simon</b>	<b>Hawaii</b>	<b>2nd</b>
<b>44</b>	<b>Pass</b>	<b>Austin Reed to Daewood Davis</b>	<b>Indiana</b>	<b>2nd</b>
42	Int.	Kaleb Oliver	Hawaii	3rd
<b>38</b>	<b>Int.</b>	<b>Juwuan Jones</b>	<b>Hawaii</b>	<b>2nd</b>
36	Rush	Kye Robichaux	Indiana	4th
<b>34</b>	<b>Int.</b>	<b>Upton Stout</b>	<b>Austin Peay</b>	<b>2nd</b>
30	Pass	Austin Reed to Jaylen Hall	Austin Peay	4th
29	Rush	Jakairi Moses	Indiana	3rd
28	Pass	Austin Reed to Daewood Davis	Austin Peay	2nd
26	Pass	Austin Reed to Malachi Corley	Indiana	2nd
<b>26</b>	<b>Pass</b>	<b>Austin Reed to Joey Beljan</b>	<b>Indiana</b>	<b>1st</b>
26	Pass	Austin Reed to Jakairi Moses	Hawaii	1st
<b>25</b>	<b>Pass</b>	<b>Austin Reed to Malachi Corley</b>	<b>Austin Peay</b>	<b>4th</b>
25	Pass	Austin Reed to Craig Burt Jr.	Hawaii	3rd
24	Pass	Austin Reed to Craig Burt Jr.	Indiana	3rd
23	Pass	Austin Reed to Joshua Simon	Indiana	3rd
21	Pass	Austin Reed to Jaylen Hall	Indiana	1st
20	Pass	Austin Reed to Daewood Davis	Hawaii	1st
20	Int.	Upton Stout	Hawaii	2nd

**Bold** indicates touchdown-scoring play  
 \* indicates Conference USA opponent

## BY TYPE (TD)

Passing .....	14 (5)
Kickoff Return (30+).....	N/A
Interception Return .....	4 (2)
Rushing .....	3 (0)
Punt Return .....	N/A
<b>TOTAL .....</b>	<b>21 (7)</b>

## BY OPPONENT

Austin Peay .....	5 (3)
at Hawaii .....	7 (2)
at Indiana.....	9 (2)
FIU* .....	N/A
Troy .....	N/A
at UTSA* .....	N/A
at Middle Tennessee*.....	N/A
UAB* .....	N/A
North Texas* .....	N/A
at Charlotte* .....	N/A
Rice* .....	N/A
at Auburn .....	N/A
at Florida Atlantic* .....	N/A

## BY GAME TYPE

Conference USA.....	N/A
Non-Conference .....	21 (7)

## BY QUARTER

1st.....	4 (1)
2nd.....	7 (4)
3rd .....	5 (0)
4th.....	5 (2)

## PASSING

Austin Reed .....	14 (5)
-------------------	--------

## RECEIVING

Daewood Davis .....	4 (2)
Malachi Corley.....	2 (1)
Joshua Simon.....	2 (1)
Jaylen Hall .....	2 (0)
Craig Burt Jr. ....	2 (0)
Joey Beljan .....	1 (1)
Jakairi Moses.....	1 (0)

## RUSHING

Kai Robichaux .....	2 (0)
Jakairi Moses.....	1 (0)

## KICKOFF RETURN (30+)

## INTERCEPTION RETURN

Upton Stout.....	2 (1)
Juwuan Jones .....	1 (1)
Kaleb Oliver .....	1 (0)

## PUNT RETURN



# Drive SUMMARIES

Austin Peay	Qtr.	Time	Plays	Yds.	Elapsed
Reed to Corley, 16-yard pass	1	10:39	7	51	1:59
Reed to Corley, 11-yard pass	2	13:16	8	75	3:19
Reed to Corley, 25-yard pass	4	12:56	7	71	2:20
Reed to Davis, 48-yard pass	4	11:34	3	51	0:31
Narveson, 23-yard field goal	4	3:18	11	70	4:51

at Hawaii	Qtr.	Time	Plays	Yds.	Elapsed
Reed to Smith, 5-yard pass	2	12:23	10	68	4:01
Reed to Simon, 47-yard pass	2	2:52	8	75	4:48
Reed to Hall, 17-yard pass	3	7:37	1	17	0:07
Robichaux, 7-yard rush	4	12:35	6	64	2:25
Reed, 2-yard rush	4	5:58	7	53	3:14
Ervin-Poindexter, 2-yard rush	4	5:20	2	9	0:31

at Indiana	Qtr.	Time	Plays	Yds.	Elapsed
Reed to Beljan, 26-yard pass	1	1:37	4	49	1:13
Reed to Davis 44-yard pass	2	11:02	3	65	0:42
Narveson, 34-yard field goal	2	0:47	10	46	3:36
Reed, 1-yard rush	3	7:37	9	72	4:36
Narveson, 20-yard field goal	4	11:33	8	73	3:18
Narveson, 24-yard field goal	4	3:14	7	69	3:14

FIU*	Qtr.	Time	Plays	Yds.	Elapsed
------	------	------	-------	------	---------

Troy	Qtr.	Time	Plays	Yds.	Elapsed
------	------	------	-------	------	---------

at UTSA*	Qtr.	Time	Plays	Yds.	Elapsed
----------	------	------	-------	------	---------

at Middle Tennessee*	Qtr.	Time	Plays	Yds.	Elapsed
----------------------	------	------	-------	------	---------

UAB*	Qtr.	Time	Plays	Yds.	Elapsed
------	------	------	-------	------	---------

North Texas*	Qtr.	Time	Plays	Yds.	Elapsed
--------------	------	------	-------	------	---------

at Charlotte*	Qtr.	Time	Plays	Yds.	Elapsed
---------------	------	------	-------	------	---------

Rice*	Qtr.	Time	Plays	Yds.	Elapsed
-------	------	------	-------	------	---------

at Auburn*	Qtr.	Time	Plays	Yds.	Elapsed
------------	------	------	-------	------	---------

at Florida Atlantic*	Qtr.	Time	Plays	Yds.	Elapsed
----------------------	------	------	-------	------	---------

## WKU ALL SCORING DRIVES

Opponent	No.	Plays	Yards	Time
Austin Peay	5	7.2	63.6	2:36
at Hawaii	6	5.6	47.6	2:31
at Indiana	6	6.8	62.3	2:47
FIU*				
Troy				
at UTSA*				
at Middle Tennessee*				
UAB*				
North Texas*				
at Charlotte*				
Rice*				
at Auburn				
at Florida Atlantic*				
<b>TOTAL AVERAGES</b>	<b>17</b>	<b>6.5</b>	<b>57.8</b>	<b>2:38</b>

## WKU TOUCHDOWN DRIVES

Opponent	No.	Plays	Yards	Time
Austin Peay	4	6.3	62	2:02
at Hawaii	6	5.6	47.6	2:31
at Indiana	3	5.3	62	2:10
FIU*				
Troy				
at UTSA*				
at Middle Tennessee*				
UAB*				
North Texas*				
at Charlotte*				
Rice*				
at Auburn				
at Florida Atlantic*				
<b>AVERAGES</b>	<b>13</b>	<b>5.7</b>	<b>57.2</b>	<b>2:14</b>

## GAME-OPENING DRIVES

	-----WKU-----				-----OPP-----			
	Plays	Yds.	TOP	Result	Plays	Yds.	TOP	Result
Austin Peay	5	19	1:36	Punt	3	-3	0:46	Int.
at Hawaii	7	41	3:32	Downs	3	8	1:10	Punt
at Indiana	6	9	3:08	Punt	10	49	3:16	FG
FIU*								
Troy								
at UTSA*								
at Middle Tenn.*								
UAB*								
North Texas*								
at Charlotte*								
Rice*								
at Auburn								
at FAU*								

## SECOND HALF-OPENING DRIVES

	-----WKU-----				-----OPP-----			
	Plays	Yds.	TOP	Result	Plays	Yds.	TOP	Result
Austin Peay	3	3	1:05	Punt	3	8	1:47	Punt
at Hawaii	3	3	1:26	Punt	8	32	3:10	Punt
at Indiana	9	72	4:36	TD	11	62	2:43	FG
FIU*								
Troy								
at UTSA*								
at Middle Tenn.*								
UAB*								
North Texas*								
at Charlotte*								
Rice*								
at Auburn								
at FAU*								

# vs. Austin Peay GAME 1 RECAP



Austin Peay	10	7	3	7	--	27
WKU	7	14	0	17	--	38
August 27, 2022 • Houchens-Smith Stadium • Bowling Green, Ky. • 13,688						

## GAME BREAKDOWN

	APSU	WKU
<b>FIRST DOWNS</b>	<b>19</b>	<b>19</b>
Rushing	12	6
Passing	4	11
Penalty	3	2
<b>NET YARDS RUSHING</b>	<b>171</b>	<b>108</b>
Rushing Attempts	48	32
Average Per Rush	3.6	3.4
Rushing Touchdowns	1	0
Yards Gained Rushing	203	121
Yards Lost Rushing	32	13
<b>NET YARDS PASSING</b>	<b>156</b>	<b>280</b>
Completions-Attempts-Int	15-21-2	20-34-1
Average Per Attempt	7.4	8.2
Average Per Completion	10.4	14.0
Passing Touchdowns	2	4
<b>TOTAL OFFENSE YARDS</b>	<b>327</b>	<b>388</b>
Total offense plays	69	66
Average Gain Per Play	4.7	5.9
<b>Fumbles: Number-Lost</b>	<b>3-2</b>	<b>0-0</b>
<b>Penalties: Number-Yards</b>	<b>8-60</b>	<b>8-86</b>
<b>PUNTS-YARDS</b>	<b>5-209</b>	<b>6-274</b>
Average Yards Per Punt	41.8	45.7
Inside 20	1	3
50+ Yards	0	2
Touchbacks	0	0
Fair catch	1	2
<b>KICKOFFS-YARDS</b>	<b>6-390</b>	<b>7-434</b>
Average Yards Per Kickoff	65.0	62.0
Touchbacks	0	2
<b>Punt returns: Number-Yards-TD</b>	<b>2-32-0</b>	<b>3-31-0</b>
Average Per Return	16.0	10.3
<b>Kickoff returns: Number-Yds-TD</b>	<b>2-40-0</b>	<b>0-0-0</b>
Average Per Return	20.0	0.0
<b>Interceptions: Number-Yds-TD</b>	<b>1-0-0</b>	<b>2-34-1</b>
<b>Fumble Returns: Number-Yds-TD</b>	<b>0-0-0</b>	<b>0-0-0</b>
<b>Possession Time</b>	<b>32:39</b>	<b>27:21</b>
<b>Third-Down Conversions</b>	<b>7 of 18</b>	<b>5 of 14</b>
<b>Fourth-Down Conversions</b>	<b>2 of 2</b>	<b>1 of 1</b>
<b>Red-Zone Scores-Chances</b>	<b>2-2</b>	<b>3-4</b>
<b>Sacks By: Number-Yards</b>	<b>0-0</b>	<b>5-25</b>
<b>PAT Kicks</b>	<b>3-3</b>	<b>5-5</b>
<b>Field Goals</b>	<b>2-2</b>	<b>1-1</b>

## GAME NOTES

- WKU's team captains for the game were defensive end Juwuan Jones, tight end Joey Beljan and defensive back Davion Williams
- Austin Peay won the coin toss and elected to defer its choice to the second half
- There was an attendance of 13,688 in Houchens-Smith Stadium for the first game of the 2022 season.
- The game lasted 3:50 with a kickoff time of 11:04 a.m. CT.
- WKU improved to 36-6-1 all time against Austin Peay. The Hilltoppers have now won six-straight contests over the Governors.
- WKU improved to 62-36-6 all time in season openers. It is the second-consecutive season-opening victory for the Tops.
- WKU wore black helmets for the first time in school history Saturday.
- A.J. Brathwaite intercepted an Austin Peay pass on the first drive of the game for his second-career interception
- Quarterback Austin Reed and wide receiver Malachi Corley connected on a 16-yard pass for the first WKU touchdown of the season. The score was Reed's first as a Hilltopper.
- By catching a second touchdown in the first half, Malachi Corley secured the first multi-touchdown game of his career. He went on to add a third in the fourth quarter to complete his first hat trick.
- Corley's three-touchdown game was the second in a row by a WKU wide receiver. Jerreth Sterns, now with the Tampa Bay Buccaneers, caught three scores in WKU's Boca Raton Bowl victory to cap the 2021 season.
- Upton Stout's 34-yard interception return for a touchdown was his first at WKU and the first by a Hilltopper since Davion Williams returned one 45 yards against Marshall in 2021.
- Jaques Evans finished the game with a career high 13 tackles. His previous career best was six.
- Sixth-year senior Juwuan Jones tied a career high with 10 tackles. It was his first double-digit tackle game since recording 10 against Marshall in 2019.

## SCORING SUMMARY

Team	Qtr	Time	Scoring Play	PI-Yd	TOP	Score
WKU	1	10:39	Corley, 16-yard pass from Reed (Narveson kick)	7-51	1:59	7-0
APSU	1	5:58	Trujillo, 41-yard field goal	12-51	4:41	7-3
APSU	1	1:35	McCray, 44-yard pass from DiLiello (Trujillo kick)	7-83	3:00	10-3
WKU	2	13:16	Corley, 11-yard pass from Reed (Narveson kick)	8-75	3:19	14-10
WKU	2	4:27	Stout, 34-yard int. return (Narveson kick)	--	--	21-10
APSU	2	0:18	DiLiello, 1-yard rush (Trujillo kick)	11-60	4:04	21-17
APSU	3	8:12	Trujillo, 49-yard field goal	7-9	3:56	21-20
WKU	4	12:56	Corley, 25-yard pass from Reed (Narveson kick)	7-71	2:20	28-20
WKU	4	11:34	Davis, 48-yard pass from Reed (Narveson kick)	3-51	0:31	35-20
APSU	4	8:09	McCray, 24-yard pass from DiLiello (Trujillo kick)	3-85	0:56	35-27
WKU	4	3:18	Narveson, 23-yard field goal	11-70	4:51	38-27

## STATISTICS LEADERS

### WKU

PASSING	C-A-I	Yds	TD	Long	Sack
Reed	19-33-1	276	4	48	0
<b>TOTALS</b>	<b>19-33-1</b>	<b>276</b>	<b>4</b>	<b>48</b>	<b>0</b>

RUSHING	Att.	Yds	TD	Long	Avg.
Ervin-Poindexter	15	49	0	9	3.3
Moses	8	22	0	11	2.8
Robichaux	5	18	0	10	3.6
Davis	1	15	0	15	15
Reed	2	6	0	6	3.0
Team	1	-2	0		-2.0
<b>TOTALS</b>	<b>32</b>	<b>107</b>	<b>0</b>	<b>15</b>	<b>3.3</b>

RECEIVING	No.	Yds	TD	Long
Davis	6	124	1	48
Corley	5	61	3	25
Hall	1	30	0	30
Mathison	4	21	0	8
Ervin-Poindexter	1	19	0	19
Burt	1	18	0	18
Robichaux	1	3	0	3
<b>TOTALS</b>	<b>19</b>	<b>276</b>	<b>4</b>	<b>48</b>

### Austin Peay

PASSING	C-A-I	Yds	TD	Long	Sack
DiLiello	14-20-2	123	2	44	5
Goodman	1-1-0	39	0	39	0
<b>TOTALS</b>	<b>15-21-2</b>	<b>162</b>	<b>2</b>	<b>44</b>	<b>5</b>

RUSHING	Att.	Yds	TD	Long	Avg.
Samuel	20	77	0	24	3.9
Evans	10	40	0	16	4.0
DiLiello	17	24	1	20	1.4
McCray	1	17	0	17	17.0
Burns	1	-1	0	0	-1.0
<b>TOTALS</b>	<b>49</b>	<b>157</b>	<b>1</b>	<b>24</b>	<b>3.2</b>

RECEIVING	No.	Yds	TD	Long
McCray	7	90	2	44
Burns	4	54	0	39
Goodman	2	11	0	8
Samuel	2	7	0	4
<b>TOTALS</b>	<b>15</b>	<b>162</b>	<b>2</b>	<b>44</b>



# at Hawaii GAME 2 RECAP



<b>WKU</b>	<b>0</b>	<b>21</b>	<b>7</b>	<b>21</b>	<b>--</b>	<b>49</b>
Hawaii	3	7	0	7	--	17

September 3, 2022 • Clarence T.C. Ching Complex • Honolulu, Hawaii • 9,346

## GAME BREAKDOWN

	WKU	Hawaii
<b>FIRST DOWNS</b>	<b>24</b>	<b>20</b>
Rushing	7	8
Passing	13	12
Penalty	4	0
<b>NET YARDS RUSHING</b>	<b>141</b>	<b>94</b>
Rushing Attempts	29	35
Average Per Rush	4.9	2.7
Rushing Touchdowns	3	2
Yards Gained Rushing	143	118
Yards Lost Rushing	2	24
<b>NET YARDS PASSING</b>	<b>271</b>	<b>266</b>
Completions-Attempts-Int	22-31-1	26-44-5
Average Per Attempt	8.7	6.0
Average Per Completion	12.3	10.2
Passing Touchdowns	3	0
<b>TOTAL OFFENSE YARDS</b>	<b>412</b>	<b>360</b>
Total offense plays	60	79
Average Gain Per Play	6.9	4.6
<b>Fumbles: Number-Lost</b>	<b>1-1</b>	<b>1-1</b>
<b>Penalties: Number-Yards</b>	<b>7-72</b>	<b>12-109</b>
<b>PUNTS-YARDS</b>	<b>3-125</b>	<b>4-175</b>
Average Yards Per Punt	41.7	43.8
Inside 20	0	2
50+ Yards	0	1
Touchbacks	0	1
Fair catch	0	1
<b>KICKOFFS-YARDS</b>	<b>8-491</b>	<b>4-251</b>
Average Yards Per Kickoff	61.4	62.8
Touchbacks	3	3
<b>Punt returns: Number-Yards-TD</b>	<b>1--12-0</b>	<b>1-0-0</b>
Average Per Return	-12.0	0.0
<b>Kickoff returns: Number-Yds-TD</b>	<b>1-23-0</b>	<b>5-90-0</b>
Average Per Return	23.0	18.0
<b>Interceptions: Number-Yds-TD</b>	<b>5-100-0</b>	<b>1-0-0</b>
<b>Fumble Returns: Number-Yds-TD</b>	<b>1-5-0</b>	<b>0-0-0</b>
Average Per Return	23.0	18.0
<b>Possession Time</b>	<b>25:45</b>	<b>34:15</b>
<b>Third-Down Conversions</b>	<b>1 of 7</b>	<b>4 of 16</b>
<b>Fourth-Down Conversions</b>	<b>1 of 2</b>	<b>1 of 4</b>
<b>Red-Zone Scores-Chances</b>	<b>5-6</b>	<b>3-4</b>
<b>Sacks By: Number-Yards</b>	<b>2-11</b>	<b>0-0</b>
<b>PAT Kicks</b>	<b>7-7</b>	<b>2-2</b>
<b>Field Goals</b>	<b>0-1</b>	<b>1-1</b>

## GAME NOTES

- WKU's team captains for the game were offensive lineman Gunner Britton, defensive back Kaleb Oliver and defensive back Tre Shaw
- Hawaii won the toss and elected to receive, giving the Tops the ball to start the second half
- There was an attendance of 9,346 at the Clarence T.C. Ching Complex. The game was played at a temporary stadium as Hawaii's new home venue is built
- The game lasted 3:31 with a kickoff time of 6:07 p.m. HT
- The meeting between WKU and Hawaii was the first ever between the two schools. WKU now owns a series lead of 1-0 over the Rainbow Warriors
- Saturday's matchup against Hawaii was also the first time WKU ever squared off against an opponent from the Mountain West Conference. The Hilltoppers are now 1-0 in games played versus MWC opponents
- After debuting a new black helmet in the season opening win versus Austin Peay, WKU switched up its uniform combo on the islands and wore all white. The Tops improved to 15-11 when wearing white jerseys and pants
- Defensive back Upton Stout recorded an interception for the second-straight game. He has two picks in two games played at WKU
- Sixth-year senior Juwuan Jones scored the first defensive touchdown of his career with a pick six in the second quarter
- WKU's defense finished the game with six forced turnovers, led by two interceptions by Kaleb Oliver. The defense has now forced 10 turnovers through two games
- After only scoring passing touchdowns on offense in the season opener, WKU scored three rushing touchdowns against Hawaii. Kye Robichaux earned the first of the year and was followed by Austin Reed and Davion Ervin-Poindexter
- Tight end Joshua Simon recorded his first catch of the season against Hawaii, which resulted in a 47-yard touchdown
- All seven of WKU's touchdowns were the first touchdown of the season for the scoring player. Austin Reed threw passing touchdowns versus Austin Peay, but recorded his first rushing touchdown at Hawaii

## SCORING SUMMARY

Team	Qtr	Time	Scoring Play	PI-Yd	TOP	Score
Hawaii	1	11:46	Shipley, 40-yard field goal	4--20	2:04	3-0
WKU	2	13:23	Smith, 5-yard pass from Reed (Narveson kick)	10-68	4:01	7-3
WKU	2	11:36	J. Jones, 38-yard interception return (Narveson kick)	--	--	14-3
Hawaii	2	7:40	Parson, 9-yard rush (Shipley kick)	9-75	3:56	14-10
WKU	2	2:52	Simon, 47-yard pass from Reed (Narveson kick)	8-75	4:48	21-10
WKU	3	7:37	Hall, 17-yard pass from Reed (Narveson kick)	1-17	0:07	28-10
WKU	4	12:35	Robichaux, 7-yard rush (Narveson kick)	6-64	2:25	35-10
Hawaii	4	9:18	Bryant-Lelei, 1-yard rush (Shipley kick)	8-58	3:10	35-17
WKU	4	5:58	Reed, 2-yard rush (Narveson kick)	7-53	3:14	42-17
WKU	4	5:20	Ervin-Poindexter, 2-yard rush (Narveson kick)	2-9	0:31	49-17

## STATISTICS LEADERS

### WKU

PASSING	C-A-I	Yds	TD	Long	Sack
Reed	22-31-1	271	3	47	0
<b>TOTALS</b>	<b>22-31-1</b>	<b>271</b>	<b>3</b>	<b>47</b>	<b>0</b>

RUSHING	Att.	Yds	TD	Long	Avg.
Robichaux	7	49	1	13	7.0
Reed	9	43	1	12	4.8
Ervin-Poindexter	9	42	1	13	4.7
Mathison	1	6	0	6	6.0
Moses	2	1	0	3	0.5
Sanders	1	0	0	0	0.0
<b>TOTALS</b>	<b>29</b>	<b>141</b>	<b>3</b>	<b>13</b>	<b>4.9</b>

RECEIVING	No.	Yds	TD	Long
Davis	5	78	0	23
Simon	1	47	1	47
Smith	3	36	1	19
Hall	2	25	1	17
Burt Jr.	1	25	0	25
Moses	4	22	0	26
Beljan	1	19	0	19
Corley	4	12	0	7
Mathison	1	7	0	7
<b>TOTALS</b>	<b>22</b>	<b>271</b>	<b>3</b>	<b>47</b>

### Hawaii

PASSING	C-A-I	Yds	TD	Long	Sack
Scager	22-33-4	230	0	31	0
Yellen	4-11-1	36	0	22	2
<b>TOTALS</b>	<b>26-44-5</b>	<b>266</b>	<b>0</b>	<b>31</b>	<b>2</b>

RUSHING	Att.	Yds	TD	Long	Avg.
Bryant-Lelei	13	64	1	13	4.9
Parson	15	29	1	9	1.9
Schager	1	17	0	17	17.0
Cooper	2	2	0	2	1.0
TEAM	1	-1	0	0	-1.0
Scott	1	-6	0	0	-6.0
Yellen	2	-11	0	0	-5.5
<b>TOTALS</b>	<b>35</b>	<b>94</b>	<b>2</b>	<b>17</b>	<b>2.7</b>

RECEIVING	No.	Yds	TD	Long
Walthall	3	53	0	31
Panoke	2	32	0	24
Phillips	3	30	0	22
Parson	4	27	0	11
Johnson	2	26	0	14
Phillips	3	22	0	9
Murray	3	22	0	12
Scott	3	18	0	18
Hines	1	16	0	16
Mokiao-Atimalala	1	13	0	13
Bryant-Lelei	1	7	0	7
<b>TOTALS</b>	<b>26</b>	<b>266</b>	<b>0</b>	<b>31</b>

at Indiana **GAME 3 RECAP**

WKU	7	10	7	6	0	30
Indiana	3	7	3	17	3	33
September 17, 2022 • Memorial Stadium • Bloomington, Ind. • 48,952						

**GAME BREAKDOWN**

	WKU	Indiana
<b>FIRST DOWNS</b>	<b>25</b>	<b>28</b>
Rushing	9	9
Passing	13	15
Penalty	3	4
<b>NET YARDS RUSHING</b>	<b>216</b>	<b>120</b>
Rushing Attempts	36	35
Average Per Rush	6.0	3.4
Rushing Touchdowns	1	1
Yards Gained Rushing	238	150
Yards Lost Rushing	22	30
<b>NET YARDS PASSING</b>	<b>329</b>	<b>364</b>
Completions-Attempts-Int	33-45-1	33-55-0
Average Per Attempt	7.3	6.6
Average Per Completion	10.0	11.0
Passing Touchdowns	2	2
<b>TOTAL OFFENSE YARDS</b>	<b>545</b>	<b>484</b>
Total offense plays	81	90
Average Gain Per Play	6.7	5.4
<b>Fumbles: Number-Lost</b>	<b>2-1</b>	<b>1-1</b>
<b>Penalties: Number-Yards</b>	<b>8-83</b>	<b>6-65</b>
<b>PUNTS-YARDS</b>	<b>3-134</b>	<b>4-176</b>
Average Yards Per Punt	44.7	44
Inside 20	1	2
50+ Yards	1	1
Touchbacks	0	0
Fair catch	1	0
<b>KICKOFFS-YARDS</b>	<b>7-441</b>	<b>7-446</b>
Average Yards Per Kickoff	63.0	63.7
Touchbacks	4	3
<b>Punt returns: Number-Yards-TD</b>	<b>2-10-0</b>	<b>1-4-0</b>
Average Per Return	5.0	4.0
<b>Kickoff returns: Number-Yds-TD</b>	<b>1-26-0</b>	<b>3-47-0</b>
Average Per Return	26.0	15.7
<b>Interceptions: Number-Yds-TD</b>	<b>0-0-0</b>	<b>1-10-0</b>
<b>Fumble Returns: Number-Yds-TD</b>	<b>0-0-0</b>	<b>0-0-0</b>
<b>Possession Time</b>	<b>32:21</b>	<b>27:39</b>
<b>Third-Down Conversions</b>	<b>5 of 14</b>	<b>6 of 17</b>
<b>Fourth-Down Conversions</b>	<b>0 of 1</b>	<b>1 of 3</b>
<b>Red-Zone Scores-Chances</b>	<b>4-5</b>	<b>6-7</b>
<b>Sacks By: Number-Yards</b>	<b>3-15</b>	<b>2-15</b>
<b>PAT Kicks</b>	<b>3-3</b>	<b>1-1</b>
<b>Field Goals</b>	<b>3-5</b>	<b>4-4</b>

**GAME NOTES**

- WKU's team captains for the game were defensive lineman Darius Shipp, wide receiver Daewood Davis and wide receiver Michael Mathison.
- Indiana won the coin toss and deferred its choice to the second half.
- There was a reported attendance of 48,925 at Memorial Stadium which marks the largest crowd WKU has played in front of this season.
- The game lasted 3:55 with a kickoff time of 12:01 p.m. ET.
- WKU fell to 0-5 all time against Indiana with the loss. It was the third-straight game in the series decided by three points or less.
- WKU fell to 10-9 since 2009 when coming off a bye week. The Hilltoppers loss to the Hoosiers in 2021 was also after an open week.
- With the setback, the Hilltoppers remain winless all time against current members of the Big Ten Conference.
- The Tops played their first overtime game under head coach Tyson Helton, falling to 0-1 in such contests.
- For the first time since Tyson Helton's debut in 2019, WKU lost a game in which it held the lead at halftime.
- Saturday was WKU's second time wearing its new black helmets, giving the Tops a 1-1 record in the dark domes.
- Quarterback Austin Reed set a new WKU career high in passing yards with a total of 329 yards.
- In addition to two passing touchdowns, Reed recorded a rushing touchdown for the second consecutive game.
- Kye Robichaux led the Hilltoppers with 135 rushing yards Saturday, setting a new career high. His previous best was in WKU's 2021 Boca Raton Bowl victory when he put up 67 yards against App State.
- The WKU defense recorded its 11th takeaway of the season when B.J. Wagner recovered an Indiana fumble in the second quarter. It is Wagner's second-consecutive game with a takeaway after he intercepted a pass in the Hilltoppers' 49-17 win over Hawaii.

**SCORING SUMMARY**

Team	Qtr	Time	Scoring Play	PI-Yd	TOP	Score
Indiana	1	8:36	Campbell, 34-yard field goal	10-49	3:16	3-0
WKU	1	1:37	Beljan, 26-yard pass from Reed (Narveson kick)	4-49	1:13	7-3
Indiana	2	11:44	Coby, 5-yard pass from Bazlak (Campbell kick)	6-41	2:22	10-7
WKU	2	11:02	Davis, 44-yard pass from Reed (Narveson kick)	3-65	0:42	14-10
WKU	2	0:47	Narveson, 34-yard field goal	10-46	3:36	17-10
Indiana	3	12:17	Campbell, 32-yard field goal	11-62	2:43	17-13
WKU	3	7:37	Reed, 1-yard rush (Narveson kick)	9-72	4:36	24-13
Indiana	4	14:51	Henderson, 19-yard rush (PAT failed)	9-90	2:56	24-19
Indiana	4	11:33	Narveson, 20-yard field goal	8-73	3:18	27-19
Indiana	4	7:00	Campbell, 32-yard field goal	4-2	1:33	27-22
WKU	4	3:46	Narveson, 24-yard field goal	7-69	3:14	30-22
Indiana	4	0:47	Camper, 4-yard pass from Bazlak (2-point conversion)	9-75	2:59	30-30
Indiana	OT	--	Campbell, 51-yard field goal	4-8	0:00	33-30

**STATISTICS LEADERS****WKU**

PASSING	C-A-I	Yds	TD	Long	Sack
Reed	33-43-1	329	2	44	2
<b>TOTALS</b>	<b>33-45-1</b>	<b>329</b>	<b>2</b>	<b>44</b>	<b>2</b>

RUSHING	Att.	Yds	TD	Long	Avg.
Robichaux	14	135	0	59	9.6
Moses	4	45	0	29	11.3
Reed	10	18	1	19	1.8
Ervin-Poindexter	6	12	0	4	2.0
Corley	1	8	0	8	8.0
<b>TOTALS</b>	<b>36</b>	<b>216</b>	<b>1</b>	<b>59</b>	<b>6.0</b>

RECEIVING	No.	Yds	TD	Long
Davis	5	77	1	44
Corley	8	77	0	26
Hall	6	60	0	21
Mathison	6	36	0	18
Burt Jr.	2	27	0	24
Beljan	1	26	1	26
Simon	2	17	0	23
Smith	1	13	0	13
Robichaux	1	1	0	1
Ervin-Poindexter	1	-5	0	0
<b>TOTALS</b>	<b>33</b>	<b>329</b>	<b>2</b>	<b>44</b>

**Indiana**

PASSING	C-A-I	Yds	TD	Long	Sack
Bazalak	33-55-0	364	2	48	3
<b>TOTALS</b>	<b>33-55-0</b>	<b>364</b>	<b>2</b>	<b>48</b>	<b>3</b>

RUSHING	Att.	Yds	TD	Long	Avg.
Henderson	11	65	1	19	5.9
Shivers	15	58	0	32	3.9
Matthews Jr.	1	0	0	0	0
Bazalak	8	-3	0	10	-0.4
<b>TOTALS</b>	<b>35</b>	<b>120</b>	<b>1</b>	<b>32</b>	<b>3.4</b>

RECEIVING	No.	Yds	TD	Long
Camper	8	93	1	26
McCulley	2	53	0	48
Simmons	4	51	0	30
Matthews Jr.	5	41	0	13
Henderson	1	32	0	32
Shivers	4	31	0	15
Swinton	3	28	0	11
Steinfeldt	1	14	0	14
Lucas	1	7	0	7
Coby	1	5	1	5
Bomba	1	5	0	5
Barner	2	4	0	3
<b>TOTALS</b>	<b>33</b>	<b>364</b>	<b>2</b>	<b>48</b>



2022-23 Western Ky. Football  
Game Results  
All games

Team Results

Date	Opponent		Score	Overall	Conf	Time	Attend
08/27/2022	Austin Peay	W	38-27	1-0	0-0	3:51	13688
09/03/2022	at Hawaii	W	49-17	2-0	0-0	3:32	9346
09/17/2022	at Indiana	Lot1	30-33	2-1	0-0	3:55	48952



2022-23 Western Ky. Football  
Team Game-by-Game  
All games

Date	Opponent	Rushing			Receiving				Passing				Kick Returns				Punt Returns				tot off			
		no.	yds	td	lg	no.	yds	td	lg	cmp	att	int	yds	td	lg	no.	yds	td	lg	no.		yds	td	lg
08/27/2022	Austin Peay	32	108	0	15	20	279	4	48	20	34	1	280	4	48	0	0	0	0	3	31	0	19	388
09/03/2022	at Hawaii	29	141	3	13	22	271	3	47	22	31	1	271	3	47	1	23	0	23	1	-12	0	0	412
09/17/2022	at Indiana	36	216	1	59	33	329	2	44	33	45	1	329	2	44	1	26	0	26	2	10	0	9	545
<b>Western Ky.</b>		<b>97</b>	<b>465</b>	<b>4</b>	<b>59</b>	<b>75</b>	<b>879</b>	<b>9</b>	<b>48</b>	<b>75</b>	<b>110</b>	<b>3</b>	<b>880</b>	<b>9</b>	<b>48</b>	<b>2</b>	<b>49</b>	<b>0</b>	<b>26</b>	<b>6</b>	<b>29</b>	<b>0</b>	<b>19</b>	<b>1345</b>
<b>Opponents</b>		<b>119</b>	<b>371</b>	<b>4</b>	<b>32</b>	<b>74</b>	<b>792</b>	<b>4</b>	<b>48</b>	<b>74</b>	<b>120</b>	<b>7</b>	<b>792</b>	<b>4</b>	<b>48</b>	<b>10</b>	<b>177</b>	<b>0</b>	<b>25</b>	<b>4</b>	<b>36</b>	<b>0</b>	<b>33</b>	<b>1163</b>

Western Ky. Averages

Games	Avg/ rush	Avg/ catch	Pass effic	KR avg	PR avg	All purpose avg/game	Total offense avg/game
3	4.8	11.7	156.9	24.5	4.8	518.7	448.3

Date	Opponent	Tackles			Sacks	Fumble	Pass Defense			blkd	PAT attempts			off				
		ua	a	total	tfl-yds	no-yds	ff	fr-yds	int-yds	qbh	brup	kick	kick	rush	rcv	saf	t/o	pts
08/27/2022	Austin Peay	41	40	81	8.0-44	5-33	1	2-0	2-34	4	1	0	5-5	0	0	0	21	38
09/03/2022	at Hawaii	57	8	65	8.0-25	2-11	1	1-5	5-100	6	3	0	7-7	0	0	0	28	49
09/17/2022	at Indiana	51	34	85	7.0-25	3-15	0	1-0	0-0	4	6	0	3-3	0	0	0	0	30
<b>Western Ky.</b>		<b>149</b>	<b>82</b>	<b>231</b>	<b>23.0-94</b>	<b>10-59</b>	<b>2</b>	<b>4-5</b>	<b>7-134</b>	<b>14</b>	<b>10</b>	<b>0</b>	<b>15-15</b>	<b>0</b>	<b>0</b>	<b>0</b>	<b>49</b>	<b>117</b>
<b>Opponents</b>		<b>118</b>	<b>70</b>	<b>188</b>	<b>12.0-43</b>	<b>2-15</b>	<b>2</b>	<b>2-0</b>	<b>3-10</b>	<b>5</b>	<b>13</b>	<b>1</b>	<b>6-6</b>	<b>0</b>	<b>1</b>	<b>0</b>	<b>19</b>	<b>77</b>

Date	Opponent	Punting								Field Goals			Kickoffs					
		no.	yds	avg	long	blkd	tb	fc	50+	i20	md-att	long	blkd	no.	yds	avg	tb	ob
08/27/2022	Austin Peay	6	274	45.7	61	0	0	2	2	3	1-1	23	0	8	434	54.3	3	2
09/03/2022	at Hawaii	3	125	41.7	46	0	0	0	0	0	0-1	0	0	8	491	61.4	3	0
09/17/2022	at Indiana	3	134	44.7	60	0	0	1	1	1	3-5	34	1	7	441	63.0	4	0
<b>Western Ky.</b>		<b>12</b>	<b>533</b>	<b>44.4</b>	<b>61</b>	<b>0</b>	<b>0</b>	<b>3</b>	<b>3</b>	<b>4</b>	<b>4-7</b>	<b>34</b>	<b>1</b>	<b>23</b>	<b>1366</b>	<b>59.4</b>	<b>10</b>	<b>2</b>
<b>Opponents</b>		<b>13</b>	<b>568</b>	<b>43.7</b>	<b>54</b>	<b>0</b>	<b>1</b>	<b>2</b>	<b>2</b>	<b>5</b>	<b>7-7</b>	<b>51</b>	<b>0</b>	<b>17</b>	<b>1087</b>	<b>63.9</b>	<b>12</b>	<b>2</b>



2022-23 Western Ky. Football  
Overall Team Statistics  
All games

Team Statistics

	WESTKY	OPP
<b>Scoring</b>	<b>117</b>	<b>77</b>
Points per game	39.0	25.7
Points Off Turnovers	49	19
<b>First Downs</b>	<b>68</b>	<b>67</b>
Rushing	22	29
Passing	37	31
Penalty	9	7
<b>Rushing Yardage</b>	<b>465</b>	<b>371</b>
Yards gained rushing	502	469
Yards lost rushing	37	98
Rushing attempts	97	119
Average per rush	4.8	3.1
Average per game	155.0	123.7
TDs Rushing	4	4
<b>Passing Yardage</b>	<b>880</b>	<b>792</b>
Comp-Att-Int	75-110-3	74-120-7
Average per pass	8.0	6.6
Average per catch	11.7	10.7
Average per game	293.3	264.0
TDs Passing	9	4
<b>Total offense</b>	<b>1345</b>	<b>1163</b>
Total plays	207	239
Average per play	6.5	4.9
Average per game	448.3	387.7
<b>Kick returns: #-Yards</b>	<b>2-49</b>	<b>10-177</b>
<b>Punt returns: #-Yards</b>	<b>6-29</b>	<b>4-36</b>
<b>Int returns: #-Yards</b>	<b>7-134</b>	<b>3-10</b>
<b>Kick return average</b>	<b>24.5</b>	<b>17.7</b>
<b>Punt return average</b>	<b>4.8</b>	<b>9.0</b>
<b>Int return average</b>	<b>19.1</b>	<b>3.3</b>
<b>Fumbles-Lost</b>	<b>3-2</b>	<b>5-4</b>
<b>Penalties-Yards</b>	<b>22-236</b>	<b>26-234</b>
Average per game	78.7	78.0
<b>Punts-Yards</b>	<b>12-533</b>	<b>13-568</b>
Average per punt	44.4	43.7
Net punt average	41.4	39.9
<b>Kickoffs-Yards</b>	<b>23-1366</b>	<b>17-1087</b>
Average per kick	59.4	63.9
Net kick average	38.8	38.2
<b>Time of possession / game</b>	<b>28:29</b>	<b>31:31</b>
<b>3rd-down conversion</b>	<b>11/35</b>	<b>16/51</b>
3rd-down pct	31%	31%
<b>4rd-down conversion</b>	<b>2/4</b>	<b>5/10</b>



2022-23 Western Ky. Football  
Overall Team Statistics  
All games

	WESTKY	OPP
4rd-down pct	50%	50%
<b>Sacks by-Yards</b>	<b>10-59</b>	<b>2-15</b>
<b>Misc Yards</b>	<b>0</b>	<b>0</b>
<b>Touchdowns scored</b>	<b>15</b>	<b>8</b>
<b>Field goals - attempts</b>	<b>4-7</b>	<b>7-7</b>
<b>On-Side kicks</b>	<b>0-0</b>	<b>0-0</b>
<b>Red-zone scores</b>	<b>(12-15) 80%</b>	<b>(11-13) 85%</b>
<b>Red-zone touchdowns</b>	<b>(8-15) 53%</b>	<b>(6-13) 46%</b>
<b>PAT-attempts</b>	<b>(15-15) 100%</b>	<b>(6-6) 100%</b>
<b>2-point conversion-attempts</b>	<b>(0-0) 0%</b>	<b>(1-2) 50%</b>
<b>Attendance</b>	<b>13688</b>	<b>58298</b>
Games / Avg per game	1/13688	2/29149
Neutral site games	-	0/0

**Score by Periods**

Team	1st	2nd	3rd	4th	OT	TOT
Western Ky.	14	45	14	44	0	117
Opponents	16	21	6	31	3	77



2022-23 Western Ky. Football  
Overall Defense Statistics  
All games

Team Defense

#	Player	gp	Tackles				tfl/yds	Sacks	Pass defense			Fumbles		blkd	
			ua	a	tot	no-yds			int-yds	brup	qbh	fr-yds	ff	kick	saf
3	JaQues Evans	3	16	6	22	4.5-25	3.5-24	.	1	1	.	.	.	.	
12	Kahlef Hailassie	3	14	8	22	5-26	3-16	.	4	.	.	.	.	.	
23	Will Ignont	3	13	8	21	0.5-2	.	.	.	.	.	.	.	.	
24	Derrick Smith	3	13	8	21	2-7	1-5	.	.	.	.	.	.	.	
34	Juwuan Jones	3	8	8	16	1.5-5	0.5-2	1-38	.	1	.	.	.	.	
20	Kaleb Oliver	3	9	5	14	.	.	2-42	1	.	.	.	.	.	
1	Jaden Hunter	3	8	4	12	1-2	.	.	.	.	.	.	.	.	
0	Lorenzo Hernandez	3	4	5	9	1.5-6	0.5-5	.	.	2	.	.	.	.	
11	Talique Allen	3	6	3	9	.	.	.	.	1	.	.	.	.	
21	Upton Stout	3	6	2	8	.	.	2-54	.	.	.	.	.	.	
9	Dominique Bradshaw	3	5	2	7	0.5-1	.	.	1	.	.	.	.	.	
99	Brodrick Martin	3	4	2	6	0.5-2	0.5-2	.	.	1	.	.	.	.	
48	Niko Cooper	3	5	1	6	.	.	.	.	.	.	1	.	.	
13	Terrion Thompson	3	4	1	5	3-8	1-5	.	.	2	.	.	.	.	
18	C.J. Jones	3	3	2	5	2-8	.	.	1	1	.	1	.	.	
40	B.J. Wagner	3	3	2	5	1-2	.	1-0	.	.	1-0	.	.	.	
14	Davion Williams	3	4	1	5	.	.	.	2	.	1-0	.	.	.	
25	Bryson Washington	3	2	2	4	.	.	.	.	.	.	.	.	.	
97	Darius Shipp	3	3	.	3	.	.	.	.	2	.	.	.	.	
16	Kendrick Simpkins	1	1	2	3	.	.	.	.	.	.	.	.	.	
35	Mike Allen	3	2	1	3	.	.	.	.	3	.	.	.	.	
7	Tre Shaw	3	3	.	3	.	.	.	.	.	.	.	.	.	
46	Cory Munson	3	3	.	3	.	.	.	.	.	.	.	.	.	
4	Michael Mathison	3	1	1	2	.	.	.	.	.	.	.	.	.	
15	Aaron Key	3	1	1	2	.	.	.	.	.	1-0	.	.	.	
5	Rome Weber	2	1	1	2	.	.	.	.	.	.	.	.	.	
19	Virgil Marshall	1	1	1	2	.	.	.	.	.	.	.	.	.	
2	A.J. Brathwaite, Jr.	1	.	2	2	.	.	1-0	.	.	.	.	.	.	
58	Matthew Flint	3	1	.	1	.	.	.	.	.	1-5	.	.	.	
44	Dareon Godrum	3	1	.	1	.	.	.	.	.	.	.	.	.	
22	Darius Thomas	1	1	.	1	.	.	.	.	.	.	.	.	.	
47	Tom Ellard	3	1	.	1	.	.	.	.	.	.	.	.	.	
89	Joey Beljan	3	.	1	1	.	.	.	.	.	.	.	.	.	
0	Jaylen Hall	3	.	1	1	.	.	.	.	.	.	.	.	.	
5	Dakota Thomas	2	.	1	1	.	.	.	.	.	.	.	.	.	
<b>Totals</b>		<b>3</b>	<b>149</b>	<b>82</b>	<b>231</b>	<b>23-94</b>	<b>10-59</b>	<b>7-134</b>	<b>10</b>	<b>14</b>	<b>4-5</b>	<b>2</b>	<b>0</b>	<b>0</b>	
Opponents		3	118	70	188	12-43	2-15	3-10	13	5	2-0	2	1	0	



2022-23 Western Ky. Football  
Team Game Highs  
All games

Western Ky. - Game Highs

<b>RUSHES</b>	36	at Indiana (09/17/2022)
<b>YARDS RUSHING</b>	216	at Indiana (09/17/2022)
<b>YARDS PER RUSH</b>	6.0	at Indiana (09/17/2022)
<b>TD RUSHES</b>	3	at Hawaii (09/03/2022)
<b>PASS ATTEMPTS</b>	45	at Indiana (09/17/2022)
<b>PASS COMPLETIONS</b>	33	at Indiana (09/17/2022)
<b>YARDS PASSING</b>	329	at Indiana (09/17/2022)
<b>YARDS PER PASS</b>	8.7	at Hawaii (09/03/2022)
<b>TD PASSES</b>	4	Austin Peay (08/27/2022)
<b>TOTAL PLAYS</b>	81	at Indiana (09/17/2022)
<b>TOTAL OFFENSE</b>	545	at Indiana (09/17/2022)
<b>YARDS PER PLAY</b>	6.9	at Hawaii (09/03/2022)
<b>POINTS</b>	49	at Hawaii (09/03/2022)
<b>SACKS BY</b>	5	Austin Peay (08/27/2022)
<b>FIRST DOWNS</b>	25	at Indiana (09/17/2022)
<b>PENALTIES</b>	8	at Indiana (09/17/2022)
<b>PENALTY YARDS</b>	83	at Indiana (09/17/2022)
<b>TURNOVERS</b>	2	at Indiana (09/17/2022)
	2	at Hawaii (09/03/2022)
<b>PUNTS</b>	6	Austin Peay (08/27/2022)
<b>PUNTING AVG</b>	45.7	Austin Peay (08/27/2022)
<b>LONG PUNT</b>	61	Austin Peay (08/27/2022)
<b>PUNTS INSIDE 20</b>	3	Austin Peay (08/27/2022)
<b>LONG PUNT RETURN</b>	19	Austin Peay (08/27/2022)



2022-23 Western Ky. Football  
Individual Game Highs  
All games

Western Ky. - Individual Game Highs

<b>RUSHES</b>	15	Davion Ervin-Poindexter vs Austin Peay (08/27/2022)
<b>YARDS RUSHING</b>	135	Kye Robichaux at Indiana (09/17/2022)
<b>TD RUSHES</b>	1	Austin Reed at Indiana (09/17/2022)
	1	Kye Robichaux at Hawaii (09/03/2022)
	1	Austin Reed at Hawaii (09/03/2022)
	1	Davion Ervin-Poindexter at Hawaii (09/03/2022)
<b>LONG RUSH</b>	59	Kye Robichaux at Indiana (09/17/2022)
<b>PASS ATTEMPTS</b>	43	Austin Reed at Indiana (09/17/2022)
<b>PASS COMPLETIONS</b>	33	Austin Reed at Indiana (09/17/2022)
<b>YARDS PASSING</b>	329	Austin Reed at Indiana (09/17/2022)
<b>TD PASSES</b>	4	Austin Reed vs Austin Peay (08/27/2022)
<b>LONG PASS</b>	48	Austin Reed vs Austin Peay (08/27/2022)
<b>RECEPTIONS</b>	8	Malachi Corley at Indiana (09/17/2022)
<b>YARDS RECEIVING</b>	124	Daewood Davis vs Austin Peay (08/27/2022)
<b>TD RECEPTIONS</b>	3	Malachi Corley vs Austin Peay (08/27/2022)
<b>LONG RECEPTION</b>	48	Daewood Davis vs Austin Peay (08/27/2022)
<b>PUNTS</b>	6	Tom Ellard vs Austin Peay (08/27/2022)
<b>PUNTING AVG</b>	45.7	Tom Ellard vs Austin Peay (08/27/2022)
<b>LONG PUNT</b>	61	Tom Ellard vs Austin Peay (08/27/2022)
<b>PUNTS INSIDE 20</b>	3	Tom Ellard vs Austin Peay (08/27/2022)
<b>LONG PUNT RETURN</b>	19	Upton Stout vs Austin Peay (08/27/2022)
<b>LONG KICKOFF RETURN</b>	26	Michael Mathison at Indiana (09/17/2022)
<b>TACKLES</b>	13	JaQues Evans vs Austin Peay (08/27/2022)
<b>SACKS</b>	2.5	JaQues Evans vs Austin Peay (08/27/2022)
<b>TACKLES FOR LOSS</b>	2.5	JaQues Evans vs Austin Peay (08/27/2022)



2022-23 Western Ky. Football  
Individual Statistics  
All games

**Rushing**

Player	gp	att	gain	loss	net	avg	td	lg	avg/g
Davion Ervin-Poindexter	3	30	106	3	103	3.4	1	13	34.3
Kye Robichaux	3	26	202	0	202	7.8	1	59	67.3
Austin Reed	3	22	84	25	59	2.7	2	19	19.7
Jakairi Moses	3	13	81	5	76	5.8	0	29	25.3
Michael Mathison	3	1	6	0	6	6.0	0	6	2.0
Daewood Davis	3	1	15	0	15	15.0	0	15	5.0
Malachi Corley	3	1	8	0	8	8.0	0	8	2.7
L.T. Sanders	2	1	0	0	0	0.0	0	0	0.0
Team	3	2	0	4	-4	-2.0	0	0	-1.3
<b>Total</b>	<b>3</b>	<b>97</b>	<b>502</b>	<b>37</b>	<b>465</b>	<b>4.8</b>	<b>4</b>	<b>59</b>	<b>155.0</b>
<b>Opponents</b>	<b>3</b>	<b>119</b>	<b>469</b>	<b>98</b>	<b>371</b>	<b>3.1</b>	<b>4</b>	<b>32</b>	<b>123.7</b>

**Passing**

Player	gp	effic	comp-att-int	pct	yds	td	lg	avg/g
Austin Reed	3	159.8	75-108-3	69.4	880	9	48	293.3
Team	3	0.0	0-2-0	0.0	0	0	0	0.0
<b>Total</b>	<b>3</b>	<b>156.9</b>	<b>75-110-3</b>	<b>68.2</b>	<b>880</b>	<b>9</b>	<b>48</b>	<b>293.3</b>
<b>Opponents</b>	<b>3</b>	<b>116.4</b>	<b>74-120-7</b>	<b>61.7</b>	<b>792</b>	<b>4</b>	<b>48</b>	<b>264.0</b>

**Receiving**

Player	gp	no.	yds	avg	td	lg	avg/g
Malachi Corley	3	17	150	8.8	3	26	50.0
Daewood Davis	3	16	279	17.4	2	48	93.0
Michael Mathison	3	12	67	5.6	0	18	22.3
Jaylen Hall	3	9	115	12.8	1	30	38.3
Jakairi Moses	3	4	22	5.5	0	26	7.3
Dalvin Smith	3	4	49	12.3	1	19	16.3
Craig Burt, Jr.	3	4	70	17.5	0	25	23.3
Joshua Simon	3	3	64	21.3	0	47	21.3
Joey Beljan	3	2	45	22.5	1	26	15.0
Davion Ervin-Poindexter	3	2	14	7.0	0	19	4.7
Kye Robichaux	3	2	4	2.0	0	3	1.3
<b>Total</b>	<b>3</b>	<b>75</b>	<b>879</b>	<b>11.7</b>	<b>9</b>	<b>48</b>	<b>293.0</b>
<b>Opponents</b>	<b>3</b>	<b>74</b>	<b>792</b>	<b>10.7</b>	<b>4</b>	<b>48</b>	<b>264.0</b>

**Punt Returns**

Player	no.	yds	avg	td	lg
Upton Stout	5	29	5.8	0	19
Craig Burt, Jr.	1	0	0.0	0	0
<b>Total</b>	<b>6</b>	<b>29</b>	<b>4.8</b>	<b>0</b>	<b>19</b>
<b>Opponents</b>	<b>4</b>	<b>36</b>	<b>9.0</b>	<b>0</b>	<b>33</b>

**Interceptions**

Player	no.	yds	avg	td	lg
Kaleb Oliver	2	42	21.0	0	42
Upton Stout	2	54	27.0	1	34
Juwuan Jones	1	38	38.0	1	38
A.J. Brathwaite, Jr.	1	0	0.0	0	0
B.J. Wagner	1	0	0.0	0	0
<b>Total</b>	<b>7</b>	<b>134</b>	<b>19.1</b>	<b>2</b>	<b>42</b>
<b>Opponents</b>	<b>3</b>	<b>10</b>	<b>3.3</b>	<b>0</b>	<b>10</b>

**Kick Returns**

Player	no.	yds	avg	td	lg
Michael Mathison	2	49	24.5	0	26
<b>Total</b>	<b>2</b>	<b>49</b>	<b>24.5</b>	<b>0</b>	<b>26</b>
<b>Opponents</b>	<b>10</b>	<b>177</b>	<b>17.7</b>	<b>0</b>	<b>25</b>

**Fumble Returns**

Player	no.	yds	avg	td	lg
Davion Williams	1	0	0.0	0	0
Matthew Flint	1	5	5.0	0	5
Aaron Key	1	0	0.0	0	0
B.J. Wagner	1	0	0.0	0	0
<b>Total</b>	<b>4</b>	<b>5</b>	<b>1.3</b>	<b>0</b>	<b>5</b>
<b>Opponents</b>	<b>2</b>	<b>0</b>	<b>0.0</b>	<b>0</b>	<b>0</b>



**2022-23 Western Ky. Football  
Individual Statistics  
All games**

**Scoring**

Player	td	fg	PAT				dpx	saf	pts
			kick	rush	rcv	pass			
Brayden Narveson	-	4-7	15-15	-	-	-	-	-	27
Austin Reed	3	-	-	-	-	-	-	-	18
Malachi Corley	3	-	-	-	-	-	-	-	18
Daewood Davis	2	-	-	-	-	-	-	-	12
Juwuan Jones	1	-	-	-	-	-	-	-	6
Joey Beljan	1	-	-	-	-	-	-	-	6
Dalvin Smith	1	-	-	-	-	-	-	-	6
Davion Ervin-Poindexter	1	-	-	-	-	-	-	-	6
Upton Stout	1	-	-	-	-	-	-	-	6
Kye Robichaux	1	-	-	-	-	-	-	-	6
Jaylen Hall	1	-	-	-	-	-	-	-	6
<b>Total</b>	<b>15</b>	<b>4-7</b>	<b>15-15</b>	<b>0</b>	<b>0</b>	<b>0</b>	<b>0</b>	<b>0</b>	<b>117</b>
<b>Opponents</b>	<b>8</b>	<b>7-7</b>	<b>6-6</b>	<b>0</b>	<b>1</b>	<b>1</b>	<b>0</b>	<b>0</b>	<b>77</b>

**Field Goals**

Player	fg	pct.	01-19	20-29	30-39	40-49	50-99	lg	blk
Brayden Narveson	4-7	57.1	0-0	3-4	1-2	0-1	0-0	34	1
<b>Opponents</b>	<b>7-7</b>	<b>100.0</b>	<b>0-0</b>	<b>0-0</b>	<b>3-3</b>	<b>3-3</b>	<b>1-1</b>	<b>51</b>	<b>0</b>

**FG Sequence**

Team Name	Western Ky.	Opponents
Austin Peay	(23)	(41),(49)
Hawaii	26	(40)
Indiana	(34),(20),(24),44,39	(34),(32),(32),(51)

Numbers in (parentheses) indicate field goal was made

**All Purpose**

Player	g	rush	rcv	pr	kr	ir	total	avg/g
Daewood Davis	3	15	279	0	0	0	294	98.0
Kye Robichaux	3	202	4	0	0	0	206	68.7
Malachi Corley	3	8	150	0	0	0	158	52.7
Michael Mathison	3	6	67	0	49	0	122	40.7
Davion Ervin-Poindexter	3	103	14	0	0	0	117	39.0
Jaylen Hall	3	0	115	0	0	0	115	38.3
Jakairi Moses	3	76	22	0	0	0	98	32.7
Upton Stout	3	0	0	29	0	54	83	27.7
Craig Burt, Jr.	3	0	70	0	0	0	70	23.3
Joshua Simon	3	0	64	0	0	0	64	21.3
Austin Reed	3	59	0	0	0	0	59	19.7
Dalvin Smith	3	0	49	0	0	0	49	16.3
Joey Beljan	3	0	45	0	0	0	45	15.0
Kaleb Oliver	3	0	0	0	0	42	42	14.0
Juwuan Jones	3	0	0	0	0	38	38	12.7
Team	3	-4	0	0	0	0	-4	-1.3
<b>Total</b>	<b>3</b>	<b>465</b>	<b>879</b>	<b>29</b>	<b>49</b>	<b>134</b>	<b>1556</b>	<b>518.7</b>
<b>Opponents</b>	<b>3</b>	<b>371</b>	<b>792</b>	<b>36</b>	<b>177</b>	<b>10</b>	<b>1386</b>	<b>462.0</b>

**Total Offense**

Player	g	plays	rush	pass	total	avg/g
Austin Reed	3	130	59	880	939	313.0
Kye Robichaux	3	26	202	0	202	67.3
Davion Ervin-Poindexter	3	30	103	0	103	34.3
Jakairi Moses	3	13	76	0	76	25.3
Daewood Davis	3	1	15	0	15	5.0
Malachi Corley	3	1	8	0	8	2.7
Michael Mathison	3	1	6	0	6	2.0
Team	3	0	-4	0	-4	-1.3
<b>Total</b>	<b>3</b>	<b>207</b>	<b>465</b>	<b>880</b>	<b>1345</b>	<b>448.3</b>
<b>Opponents</b>	<b>3</b>	<b>239</b>	<b>371</b>	<b>792</b>	<b>1163</b>	<b>387.7</b>

**Punting**

Player	no.	yds	avg	lg	tb	fc	i20	50+	blk
Tom Ellard	12	533	44.4	61	0	3	4	3	0
<b>Total</b>	<b>12</b>	<b>533</b>	<b>44.4</b>	<b>61</b>	<b>0</b>	<b>3</b>	<b>4</b>	<b>3</b>	<b>0</b>
<b>Opponents</b>	<b>13</b>	<b>568</b>	<b>43.7</b>	<b>54</b>	<b>1</b>	<b>2</b>	<b>5</b>	<b>2</b>	<b>0</b>

**Kickoffs**

Player	no.	yds	avg	tb	ob	retn	net	ydln
Cory Munson	23	1366	59.4	10	2			
<b>Total</b>	<b>23</b>	<b>1366</b>	<b>59.4</b>	<b>10</b>	<b>2</b>	<b>11</b>	<b>38.8</b>	<b>26</b>
<b>Opponents</b>	<b>17</b>	<b>1087</b>	<b>63.9</b>	<b>12</b>	<b>2</b>	<b>2</b>	<b>38.2</b>	<b>26</b>



2022-23 Western Ky. Football  
Combined Team Statistics  
All games

### Team Results

Date	Opponent		Score	Att.
08/27/2022	Austin Peay	W	38-27	13688
09/03/2022	at Hawaii	W	49-17	9346
09/17/2022	at Indiana	Lot1	30-33	48952

### Game Records

Record	Overall	Home	Away	Neutral
ALL GAMES	2-1	1-0	1-1	0-0
CONFERENCE	0-0	0-0	0-0	0-0
NON-CONFERENCE	2-1	1-0	1-1	0-0

### Rushing

Player	gp	att	gain	loss	net	avg	td	lg	avg/g
Kye Robichaux	3	26	202	0	202	7.8	1	59	67.3
Davion Ervin-Poindexter	3	30	106	3	103	3.4	1	13	34.3
Jakairi Moses	3	13	81	5	76	5.8	0	29	25.3
Austin Reed	3	22	84	25	59	2.7	2	19	19.7
Daewood Davis	3	1	15	0	15	15.0	0	15	5.0
Malachi Corley	3	1	8	0	8	8.0	0	8	2.7
Michael Mathison	3	1	6	0	6	6.0	0	6	2.0
Team	3	2	0	4	-4	-2.0	0	0	-1.3
<b>Total</b>	<b>3</b>	<b>97</b>	<b>502</b>	<b>37</b>	<b>465</b>	<b>4.8</b>	<b>4</b>	<b>59</b>	<b>155.0</b>
<b>Opponents</b>	<b>3</b>	<b>119</b>	<b>469</b>	<b>98</b>	<b>371</b>	<b>3.1</b>	<b>4</b>	<b>32</b>	<b>123.7</b>

### Passing

Player	gp	effic	comp-att-int	pct	yds	td	lg	avg/g
Austin Reed	3	159.8	75-108-3	69.4	880	9	48	293.3
Team	3	0.0	0-2-0	0.0	0	0	0	0.0
<b>Total</b>	<b>3</b>	<b>156.9</b>	<b>75-110-3</b>	<b>68.2</b>	<b>880</b>	<b>9</b>	<b>48</b>	<b>293.3</b>
<b>Opponents</b>	<b>3</b>	<b>116.4</b>	<b>74-120-7</b>	<b>61.7</b>	<b>792</b>	<b>4</b>	<b>48</b>	<b>264.0</b>

### Receiving

Player	gp	no.	yds	avg	td	lg	avg/g
Malachi Corley	3	17	150	8.8	3	26	50.0
Daewood Davis	3	16	279	17.4	2	48	93.0
Michael Mathison	3	12	67	5.6	0	18	22.3
Jaylen Hall	3	9	115	12.8	1	30	38.3
Jakairi Moses	3	4	22	5.5	0	26	7.3
Dalvin Smith	3	4	49	12.3	1	19	16.3
Craig Burt, Jr.	3	4	70	17.5	0	25	23.3
Joshua Simon	3	3	64	21.3	0	47	21.3
Joey Beljan	3	2	45	22.5	1	26	15.0
Davion Ervin-Poindexter	3	2	14	7.0	0	19	4.7
Kye Robichaux	3	2	4	2.0	0	3	1.3
<b>Total</b>	<b>3</b>	<b>75</b>	<b>879</b>	<b>11.7</b>	<b>9</b>	<b>48</b>	<b>293.0</b>
<b>Opponents</b>	<b>3</b>	<b>74</b>	<b>792</b>	<b>10.7</b>	<b>4</b>	<b>48</b>	<b>264.0</b>

### Team Statistics

	WESTKY	OPP
<b>First Downs</b>	<b>68</b>	<b>67</b>
Rushing	22	29
Passing	37	31
Penalty	9	7
<b>Rushing Yardage</b>	<b>465</b>	<b>371</b>
Rushing attempts	97	119
Average per rush	4.8	3.1
Average per game	155.0	123.7
TDs Rushing	4	4
<b>Passing Yardage</b>	<b>880</b>	<b>792</b>
Comp-Att-Int	75-110-3	74-120-7
Average per pass	8.0	6.6
Average per catch	11.7	10.7
Average per game	293.3	264.0
TDs Passing	9	4
<b>Total offense</b>	<b>1345</b>	<b>1163</b>
Average per play	6.5	4.9
Average per game	448.3	387.7
<b>Kick returns: #-Yards</b>	<b>2-49</b>	<b>10-177</b>
<b>Punt returns: #-Yards</b>	<b>6-29</b>	<b>4-36</b>
<b>Int returns: #-Yards</b>	<b>7-134</b>	<b>3-10</b>
<b>Fumbles-Lost</b>	<b>3-2</b>	<b>5-4</b>
<b>Penalties-Yards</b>	<b>22-236</b>	<b>26-234</b>
<b>Punts-Avg</b>	<b>12-44.4</b>	<b>13-43.7</b>
<b>Time of possession / game</b>	<b>28:29</b>	<b>31:31</b>
<b>3rd-down conversion</b>	<b>11/35</b>	<b>16/51</b>
<b>4rd-down conversion</b>	<b>2/4</b>	<b>5/10</b>
<b>PAT-attempts</b>	<b>(15-15) 100%</b>	<b>(6-6) 100%</b>
<b>2-point conversion-attempts</b>	<b>(0-0) 0%</b>	<b>(1-2) 50%</b>

### Interceptions

Player	no.	yds	avg	td	lg
Kaleb Oliver	2	42	21.0	0	42
Upton Stout	2	54	27.0	1	34
Juwuan Jones	1	38	38.0	1	38
A.J. Brathwaite, Jr.	1	0	0.0	0	0
B.J. Wagner	1	0	0.0	0	0
<b>Total</b>	<b>7</b>	<b>134</b>	<b>19.1</b>	<b>2</b>	<b>42</b>
<b>Opponents</b>	<b>3</b>	<b>10</b>	<b>3.3</b>	<b>0</b>	<b>10</b>



2022-23 Western Ky. Football  
Combined Team Statistics  
All games

Field Goals

Player	fg	pct.	01-19	20-29	30-39	40-49	50-99	lg	blk
Brayden Narveson	4-7	57.1	0-0	3-4	1-2	0-1	0-0	34	1
<b>Opponents</b>	<b>7-7</b>	<b>100.0</b>	<b>0-0</b>	<b>0-0</b>	<b>3-3</b>	<b>3-3</b>	<b>1-1</b>	<b>51</b>	<b>0</b>

Scoring

Player	td	fg	PAT						pts
			kick	rush	rcv	pass	dxp	saf	
Brayden Narveson	-	4-7	15-15	-	-	-	-	-	27
Austin Reed	3	-	-	-	-	-	-	-	18
Malachi Corley	3	-	-	-	-	-	-	-	18
Daewood Davis	2	-	-	-	-	-	-	-	12
Juwuan Jones	1	-	-	-	-	-	-	-	6
Joey Beljan	1	-	-	-	-	-	-	-	6
Dalvin Smith	1	-	-	-	-	-	-	-	6
Davion Ervin-Poindexter	1	-	-	-	-	-	-	-	6
Upton Stout	1	-	-	-	-	-	-	-	6
Kye Robichaux	1	-	-	-	-	-	-	-	6
Jaylen Hall	1	-	-	-	-	-	-	-	6
<b>Total</b>	<b>15</b>	<b>4-7</b>	<b>15-15</b>	<b>0</b>	<b>0</b>	<b>0</b>	<b>0</b>	<b>0</b>	<b>117</b>
<b>Opponents</b>	<b>8</b>	<b>7-7</b>	<b>6-6</b>	<b>0</b>	<b>1</b>	<b>1</b>	<b>0</b>	<b>0</b>	<b>77</b>

Score by Periods

Team	1st	2nd	3rd	4th	OT	TOT
Western Ky.	14	45	14	44	0	117
Opponents	16	21	6	31	3	77

Punting

Player	no.	yds	avg	lg	tb	fc	i20	50+	blk
Tom Ellard	12	533	44.4	61	0	3	4	3	0
<b>Total</b>	<b>12</b>	<b>533</b>	<b>44.4</b>	<b>61</b>	<b>0</b>	<b>3</b>	<b>4</b>	<b>3</b>	<b>0</b>
<b>Opponents</b>	<b>13</b>	<b>568</b>	<b>43.7</b>	<b>54</b>	<b>1</b>	<b>2</b>	<b>5</b>	<b>2</b>	<b>0</b>

Punt Returns

Player	no.	yds	avg	td	lg
Upton Stout	5	29	5.8	0	19
Craig Burt, Jr.	1	0	0.0	0	0
<b>Total</b>	<b>6</b>	<b>29</b>	<b>4.8</b>	<b>0</b>	<b>19</b>
<b>Opponents</b>	<b>4</b>	<b>36</b>	<b>9.0</b>	<b>0</b>	<b>33</b>

Kick Returns

Player	no.	yds	avg	td	lg
Michael Mathison	2	49	24.5	0	26
<b>Total</b>	<b>2</b>	<b>49</b>	<b>24.5</b>	<b>0</b>	<b>26</b>
<b>Opponents</b>	<b>10</b>	<b>177</b>	<b>17.7</b>	<b>0</b>	<b>25</b>

All Purpose

Player	g	rush	rcv	pr	kr	ir	total	avg/g
Daewood Davis	3	15	279	0	0	0	294	98.0
Kye Robichaux	3	202	4	0	0	0	206	68.7
Malachi Corley	3	8	150	0	0	0	158	52.7
Michael Mathison	3	6	67	0	49	0	122	40.7
Davion Ervin-Poindexter	3	103	14	0	0	0	117	39.0
Jaylen Hall	3	0	115	0	0	0	115	38.3
Jakairi Moses	3	76	22	0	0	0	98	32.7
Upton Stout	3	0	0	29	0	54	83	27.7
Craig Burt, Jr.	3	0	70	0	0	0	70	23.3
Joshua Simon	3	0	64	0	0	0	64	21.3
Austin Reed	3	59	0	0	0	0	59	19.7
Dalvin Smith	3	0	49	0	0	0	49	16.3
Joey Beljan	3	0	45	0	0	0	45	15.0
Kaleb Oliver	3	0	0	0	0	42	42	14.0
Juwuan Jones	3	0	0	0	0	38	38	12.7
<b>Total</b>	<b>3</b>	<b>465</b>	<b>879</b>	<b>29</b>	<b>49</b>	<b>134</b>	<b>1556</b>	<b>518.7</b>
<b>Opponents</b>	<b>3</b>	<b>371</b>	<b>792</b>	<b>36</b>	<b>177</b>	<b>10</b>	<b>1386</b>	<b>462.0</b>

Total Offense

Player	g	plays	rush	pass	total	avg/g
Austin Reed	3	130	59	880	939	313.0
Kye Robichaux	3	26	202	0	202	67.3
Davion Ervin-Poindexter	3	30	103	0	103	34.3
Jakairi Moses	3	13	76	0	76	25.3
Daewood Davis	3	1	15	0	15	5.0
Malachi Corley	3	1	8	0	8	2.7
Michael Mathison	3	1	6	0	6	2.0
<b>Total</b>	<b>3</b>	<b>207</b>	<b>465</b>	<b>880</b>	<b>1345</b>	<b>448.3</b>
<b>Opponents</b>	<b>3</b>	<b>239</b>	<b>371</b>	<b>792</b>	<b>1163</b>	<b>387.7</b>

Team Defense

#	Player	gp	Tackles				no-yds	Pass defense			Fumbles		blkd	
			ua	a	tot	tfl/yds		int-yds	brup	qbh	fr-yds	ff	kick	saf
12	Kahlef Hailassie	3	14	8	22	5-26	3-16	.	4	.	.	.	.	.
3	JaQues Evans	3	16	6	22	4.5-25	3.5-24	.	1	1	.	.	.	.



2022-23 Western Ky. Football  
 Combined Team Statistics  
 All games

##	Player	gp	Tackles				Sacks	Pass defense			Fumbles		blkd	
			ua	a	tot	tfl/yds	no-yds	int-yds	brup	qbh	fr-yds	ff	kick	saf
24	Derrick Smith	3	13	8	21	2-7	1-5	.	.	.	.	.	.	
23	Will Ignont	3	13	8	21	0.5-2	.	.	.	.	.	.	.	
34	Juwuan Jones	3	8	8	16	1.5-5	0.5-2	1-38	.	1	.	.	.	
20	Kaleb Oliver	3	9	5	14	.	.	2-42	1	.	.	.	.	
1	Jaden Hunter	3	8	4	12	1-2	.	.	.	.	.	.	.	
11	Talique Allen	3	6	3	9	.	.	.	.	1	.	.	.	
0	Lorenzo Hernandez	3	4	5	9	1.5-6	0.5-5	.	.	2	.	.	.	
21	Upton Stout	3	6	2	8	.	.	2-54	.	.	.	.	.	
9	Dominique Bradshaw	3	5	2	7	0.5-1	.	.	1	.	.	.	.	
48	Niko Cooper	3	5	1	6	.	.	.	.	.	.	1	.	
99	Brodric Martin	3	4	2	6	0.5-2	0.5-2	.	.	1	.	.	.	
13	Terrion Thompson	3	4	1	5	3-8	1-5	.	.	2	.	.	.	
18	C.J. Jones	3	3	2	5	2-8	.	.	1	1	.	1	.	
14	Davion Williams	3	4	1	5	.	.	.	2	.	1-0	.	.	
40	B.J. Wagner	3	3	2	5	1-2	.	1-0	.	.	1-0	.	.	
25	Bryson Washington	3	2	2	4	.	.	.	.	.	.	.	.	
7	Tre Shaw	3	3	.	3	.	.	.	.	.	.	.	.	
35	Mike Allen	3	2	1	3	.	.	.	.	3	.	.	.	
16	Kendrick Simpkins	1	1	2	3	.	.	.	.	.	.	.	.	
46	Cory Munson	3	3	.	3	.	.	.	.	.	.	.	.	
97	Darius Shipp	3	3	.	3	.	.	.	.	2	.	.	.	
19	Virgil Marshall	1	1	1	2	.	.	.	.	.	.	.	.	
4	Michael Mathison	3	1	1	2	.	.	.	.	.	.	.	.	
15	Aaron Key	3	1	1	2	.	.	.	.	.	1-0	.	.	
5	Rome Weber	2	1	1	2	.	.	.	.	.	.	.	.	
2	A.J. Brathwaite, Jr.	1	.	2	2	.	.	1-0	.	.	.	.	.	
5	Dakota Thomas	2	.	1	1	.	.	.	.	.	.	.	.	
58	Matthew Flint	3	1	.	1	.	.	.	.	.	1-5	.	.	
0	Jaylen Hall	3	.	1	1	.	.	.	.	.	.	.	.	
89	Joey Beljan	3	.	1	1	.	.	.	.	.	.	.	.	
22	Darius Thomas	1	1	.	1	.	.	.	.	.	.	.	.	
44	Dareon Goodrum	3	1	.	1	.	.	.	.	.	.	.	.	
47	Tom Ellard	3	1	.	1	.	.	.	.	.	.	.	.	
44	Brayden Narveson	3	.	.	.	.	.	.	.	.	.	.	.	
<b>Totals</b>		<b>3</b>	<b>149</b>	<b>82</b>	<b>231</b>	<b>23-94</b>	<b>10-59</b>	<b>7-134</b>	<b>10</b>	<b>14</b>	<b>4-5</b>	<b>2</b>	<b>0</b>	<b>0</b>
Opponents		3	118	70	188	12-43	2-15	3-10	13	5	2-0	2	1	0