



# UTEP MINERS FOOTBALL '22

UTEP vs. FIU | 2 p.m. MT | Saturday, Nov. 19 | Sun Bowl Stadium (45,971) | El Paso, Texas

## GAME II VS. FIU



### UTEP Miners (4-6, 2-4 Conference USA)

**Head Coach:** Dana Dimel (Kansas State, 1986)

**Career Record:** 46-78 (11th season)

**Record at UTEP:** 16-39 (5th season)

**Home:** 3-2 | **Road:** 1-4 | **Neutral:** 0-0 | **Streak:** L2



### FIU Golden Panthers (4-6, 2-4 Conference USA)

**Head Coach:** Mike MacIntyre (Arkansas, 1974)

**Career Record:** 50-71 (10th season)

**Record at FIU:** 4-6 (1st season)

**Home:** 2-3 | **Road:** 2-3 | **Neutral:** 0-0 | **Streak:** L2

### TUNE IN

#### TV: ESPN+

Erik Elken (PxP)  
Jacob Boggs (Analyst)



#### RADIO: 600 ESPN

Jon Teicher (PxP)  
Cole Freytag (Analyst)  
Mando Medina (Sideline)



### COACHING STAFF

**Dana Dimel**, Head Coach  
**Dave Warner**, Offensive Coord./QBs  
**Bradley Dale Peveto**, Defensive Coord./LBs  
**Aaron Price**, Special Teams Coord.  
**Matt Wallerstedt**, Assoc. HC/Defensive Line  
**Barrick Nealy**, Asst. HC/Running Backs  
**Dante Barnett**, Secondary/Safeties \*  
**Trevin Wade**, Cornerbacks  
**Scotty Ohara**, Pass Game Coord./WRs  
**Drew Liddle**, Tight Ends/Fullbacks \*  
**Mike Simmonds**, Offensive Line  
\* Indicates in the booth

### TABLE OF CONTENTS

Media Information	2
Rosters	3-4
Depth Chart	5
Game Notes	6-9
Head Coach Dana Dimel	10-11
2021 Statistics	12-18
2021 Start Chart	16
Game-by-Game Stats	17
Single-Game Career Highs	20-21
2022 Game Recaps	22-24

### THE VENUE

**Stadium:** Sun Bowl Stadium  
**Capacity:** 45,971  
**Surface:** Artificial (Classic HD CoolPlay)

### ATHLETIC COMMUNICATIONS

#### Drew Bonney (Primary)

Assistant AD/Communications  
O: 915.747.7447  
C: 915.309.4478  
Email: arbonney@utep.edu

#### Mark Brunner (Secondary)

Associate Director/Communications  
Email: mbrunner@utep.edu

## SERIES BREAKDOWN

### SERIES INFORMATION

<b>Overall:</b>	FIU leads 3-1
<b>in El Paso:</b>	tied 1-1
<b>in Miami:</b>	FIU leads 2-0
<b>Neutral:</b>	n/a
<b>Postseason:</b>	n/a
<b>Most UTEP Points:</b>	33 (UTEP, 33-10, 2013)
<b>Most FIU Points:</b>	52, (FIU, 52-12, 2015)
<b>Most Combined PTS:</b>	64 (FIU, 52-12, 2015)
<b>Biggest UTEP Win:</b>	23 (33-10, 2013)
<b>Biggest FIU Win:</b>	40 (52-12, 2015)
<b>First Meeting:</b>	UTEP won 33-10 in El Paso (11.16.2013)
<b>Last Meeting:</b>	FIU won 32-17 in Miami (10.19.2019)
<b>Streak:</b>	FIU, W3

## C-USA STANDINGS

TEAM	C-USA	OVERALL
UTSA	6-0	8-2
North Texas	5-2	6-5
WKU	5-2	7-4
Florida Atlantic	4-2	5-5
Rice	3-3	5-5
UAB	3-4	5-5
LA Tech	2-4	3-7
Middle Tennessee	2-4	5-5
FIU	2-4	4-6
<b>UTEP</b>	<b>2-4</b>	<b>4-6</b>
Charlotte	1-6	2-9

## 2022 SCHEDULE & RESULTS



**NORTH TEXAS\***  
Aug. 27  
El Paso, Texas  
STADIUM  
L, 31-13



**OKLAHOMA**  
Sept. 3  
Norman, Okla.  
FOX  
L, 45-13



**NM STATE**  
Sept. 10  
El Paso, Texas  
ESPN+  
W, 20-13



**NEW MEXICO**  
Sept. 17  
Albuquerque, N.M.  
MW NETWORK  
L, 27-10



**BOISE STATE**  
Sept. 23  
El Paso, Texas  
CBSN  
W, 27-10



**CHARLOTTE\***  
Oct. 1  
Charlotte, N.C.  
ESPN3  
W, 41-35



**LA TECH\***  
Oct. 8  
Ruston, La.  
ESPN+  
L, 41-31



**FAU\***  
Oct. 22  
El Paso, Texas  
ESPN+  
W, 24-21



**MIDDLE TENNESSEE\***  
Oct. 29  
El Paso, Texas  
ESPN+  
L, 24-13



**@ RICE \***  
Nov. 3  
Houston, Texas  
CBSN  
L, 37-30



**FIU\***  
Nov. 19  
El Paso, Texas  
ESPN+  
2:00 PM MT



**@ UTSA\***  
Nov. 26  
San Antonio, Texas  
STADIUM  
1:30 PM MT

# UTEP FOOTBALL WEEKLY SCHEDULE

14 MON	15 TUES	16 WED	17 THURS	18 FRI	19 SAT	20 SUN
<p><b>Practice (Glory Field)</b> 9:15-11:00 a.m. (Only players available at the LKD following practice)</p> <p><b>Coach Dimel Press Conference</b> 2:30 p.m. MT Upstairs LKD</p>	<p><b>Practice (Glory Field)</b> 9-11 a.m. (Players &amp; coach available following practice)</p>	<p><b>Practice (Glory Field)</b> 9-11 a.m. (Players &amp; coach available following practice)</p>	<p><b>Practice (Sun Bowl)</b> 9-11 a.m. (Players &amp; coach available following practice)</p>	No Availability	<p><b>GAME DAY</b> UTEP vs. FIU 2 PM MT Sun Bowl Stadium</p> <p><b>POSTGAME</b> Coach Dimel and student-athletes will be available following the conclusion of the game.</p>	No Availability

## MONDAY PRESS CONFERENCES

Head coach Dana Dimel will meet with the media at 2:30 p.m. MT every Monday prior to a game in the Hall of Champions at the Larry K. Durham Center. **Audio and a short transcription from the press conference will be emailed out to media on Monday afternoons.**

## PRACTICE COVERAGE

In addition to Monday's press conference, UTEP student-athletes and coaches are available for interviews following practice on Tuesday, Wednesday and Thursday of game week. All interview requests must be directed to the UTEP Athletic Communications Office at least 24 hours in advance. **Please send all requests via email to [arbonney@utep.edu](mailto:arbonney@utep.edu).**

## COACH/PLAYER AVAILABILITY

Members of the UTEP coaching staff are available during the designated days and times throughout the year. Select players are also available during the designated days and times.

## SOCIAL MEDIA

UTEP fans can access the most in-depth information regarding all the University's programs through social media opportunities available online.

**Twitter** - Members of the UTEP Athletic Communications department will be tweeting throughout the year with the latest news and in-game score updates. To follow them, simply find them on Twitter.

**@UTEPFB** - Direct reports from football practices, games and more.

## MEDIA INFORMATION

### COLLEGEPRESSBOX.COM

Collegepressbox is the official media website for Division I football. Access and download game notes, quotes, statistics, media guides, headshots, logos and more for all FBS schools, conferences, postseason games, awards and the College Football Playoff. For access, please register for an account at [collegepressbox.com/register](http://collegepressbox.com/register).

### DAILY MEDIA AVAILABILITY

The following is a general weekly schedule of media availability for the UTEP football team. Members of the media are expected to adhere to these policies at all times. All interview requests should be made to UTEP Assistant Athletic Director/Communications Drew Bonney at least 24 hours in advance. All media availability times are subject to change. Please contact Drew Bonney for any changes in the schedule.

**Monday:** UTEP's weekly press conference starts with statements from head coach Dana Dimel beginning at approximately 2:30 p.m. MT every Monday prior to a game.

**Monday-Wednesday:** Practice will be held from 9-11 a.m. Coaches and players are available following the conclusion of practice.

**Saturday and Sunday:** No availability.

**Friday:** Postgame availability only. Head coach Dana Dimel and select student-athletes will be available for interviews following the conclusion of the game. The UTEP locker room, home or away, is **CLOSED** to the media at all times.

For games in El Paso, all UTEP postgame press conferences will be held after each game following a 10-minute cooling off period. No in-person interviews will be allowed on the field with players and/or coaches immediately following games. Coach Dimel and select players will be available in the press conference following games.

### CONFERENCE USA FOOTBALL COACHES' TRANSCRIPTS

Conference USA schools will submit transcripts of weekly press conferences each week to [CollegePressBox.com](http://CollegePressBox.com).

## INTERVIEW REQUESTS

All interview requests must be made at least 24 hours in advance and must be submitted to Drew Bonney at [arbonney@utep.edu](mailto:arbonney@utep.edu).

# #RiseUp915

# NUMERICAL ROSTER



NO.	NAME	POS.	HT.	WT.	CL.	EXP.	HOMETOWN/PREVIOUS SCHOOL
0	Jeremiah Ballard	WR	6-3	205	R-Fr.	RS	Houston, Texas/Dobie HS
0	Maurice Westmoreland	DE	6-2	235	So.	TR	Houston, Texas/Kilgore College
1	Tyrin Smith	WR	5-7	170	So.	1L	Cibolo, Texas/Cisco College
1	Tyson Wilson	S	5-10	180	R-Jr.	2L	McKinney, Texas/McKinney HS
2	Gavin Hardison	QB	6-3	215	R-Jr.	2L	Hobbs, N.M./NMMI
2	Kobe Hylton	DB	6-0	205	So.	TR	Snellville, Ga./Louisiana
3	Reynaldo Flores	RB/WR	6-0	205	R-Sr.	4L	El Paso, Texas/Ysleta HS
3	Tyreke James	S	5-11	199	R-Sr.	2L	Richmond, Calif./Contra Costa College
4	Kelly Akharaiyi	WR	6-1	195	R-So.	TR	Irving, Texas/Tyler JC
4	Jerome Wilson Jr.	LB	6-2	229	R-Fr.	1L	Etiwanda, Calif./Etiwanda HS
5	Torrance Burgess Jr.	RB	5-6	175	So.	TR	Pearland, Texas/Tyler JC
5	James Neal	LB	6-0	223	Jr.	1L	Paris, Texas/Tyler JC
6	Jake McNamara	QB	5-11	189	Fr.	HS	Franklin, Tenn./Page HS
6	Gary Theard	LB	6-2	238	Sr.	2L	Upland, Calif./Chaffey College
7	Calvin Brownholtz	QB	6-2	202	R-Jr.	3L	Carmichael, Calif./Jesusit HS
7	Kelton Moss	DT	6-1	294	Sr.	2L	Jonesboro, La./Kilgore College
8	Torey Richardson	CB	6-0	183	Jr.	1L	Tomball, Texas/Blinn JC
8	Emari White	WR	6-0	185	So.	TR	Antelope, Calif./Sierra College
9	Jostein Clarke	WR	6-3	195	R-So.	0L	Prosper, Texas/Tyler JC
9	Latrez Shelton	CB	6-1	192	So.	TR	St. Louis, Mo./Iowa Western CC
10	Tyrice Knight	LB	6-2	235	R-Jr.	2L	Lakeland, Fla./Independence CC
10	Kevin Hurley	QB	6-3	233	R-So.	0L	Walnut, Miss./NE Mississippi CC
11	Cade McConnell	QB	6-1	195	So.	TR	Los Alamitos, Calif./Cerritos College
11	Jadrian Taylor	DE	6-1	246	Sr.	2L	Lufkin, Texas/Kilgore College
12	Josh Farr	WR	6-0	189	R-Jr.	0L	Carmichael, Calif./Sierra College
12	Trejon Hugue	S	6-0	181	Jr.	1L	Mansfield, Texas/Cisco College
13	Dennis Barnes	DB	5-11	170	Sr.	2L	Jefferson City, Mo./Fort Scott CC
13	Joshua Sloan	P	6-2	189	So.	2L	Melbourne, Australia/ProKick Australia
14	Amier Boyd-Matthews	CB	6-1	180	Fr.	HS	Tempe, Ariz./Mountain Pointe HS
14	Zach Rodriguez	QB	6-3	195	Fr.	HS	El Paso, Texas/El Paso HS
15	Bryton Thompson	DE	6-1	246	Jr.	TR	Harker Heights, Texas/Blinn College
16	Tyler Williams	S	6-0	195	R-Fr.	RS	Santa Maria, Calif./St. Joseph HS
17	Mister Chavis	RB/WR	5-8	167	R-Fr.	RS	Maricopa, Ariz./Maricopa HS
17	Breon Hayward	LB	6-0	230	R-Sr.	2L	Houston, Texas/Marshall
18	John Burriss III	CB	6-0	176	R-Fr.	RS	Mesquite, Texas/Mesquite Horn HS
18	Ryan Gonzales	WR	5-8	169	Fr.	HS	El Paso, Texas/Eastwood HS
19	Mike Malewitz	WR	5-10	189	R-Jr.	1L	Grand Rapids, Mich./Bowling Green
19	Deshawn Trotter	CB	6-2	205	Sr.	2L	Henderson, Nev./Sacramento City College
20	TreVion Ballard	CB	5-10	170	Jr.	0L	Los Alamitos, Calif./Cerritos College
20	Jalen Joseph	RB	5-8	209	R-So.	1L	El Paso, Texas/Address HS
21	Marcus Bellon	WR	5-9	180	So.	TR	Truckee, Calif./Santa Barbara CC
21	Justin Prince	S	5-10	193	R-Sr.	3L	Inglewood, Calif./Long Beach City College
22	Josiah Allen	CB	5-10	179	So.	TR	Elk Grove, Calif./Sacramento City College
22	Ronald Awatt	RB	6-0	213	R-Sr.	3L	Lubbock, Texas/Frenship HS
23	Praise Amaewhule	DE	6-3	250	R-Jr.	3L	Katy, Texas/Katy Taylor HS
23	Penny Baker	WR	5-9	170	R-So.	0L	Austin, Texas/TCU
24	McKel Broussard	S	6-0	192	R-So.	2L	Sherman Oaks, Calif./Notre Dame HS
24	Jaylen Davis	WR	5-8	167	So.	TR	Bellaire, Texas/Houston
25	Joe Hagopian	S	5-10	179	Jr.	1L	Sacramento, Calif./Sacramento City College
26	Walter Dawn Jr.	WR	5-7	178	R-Sr.	4L	Mesquite, Texas/Poteet HS
26	Daryl Minor	LB	6-0	223	So.	TR	Corinth, Texas/Tyler JC
27	Davis Burns	S	6-0	192	R-Fr.	RS	El Paso, Texas/Coronado HS
28	Darius Baptist	S	6-0	186	Sr.	1L	Hutto, Texas/Hardin-Simmons
28	Cartraven Walker	RB	5-6	175	R-So.	0L	Mansfield, Texas/Cisco College
29	Atiq Muhammad	CB	6-2	187	Fr.	HS	Rockford, Ill./Guilford HS
30	Cal Wallerstedt	LB	5-10	223	R-Jr.	1L	Harrisburg, N.C./Hickory Ridge HS
31	D'Angelo Bellamy	DB	6-1	207	Jr.	TR	Modesto, Calif./Modesto JC

NO.	NAME	POS.	HT.	WT.	CL.	EXP.	HOMETOWN/PREVIOUS SCHOOL
31	James Tupou	FB	5-10	230	Sr.	4L	Allen, Texas/Allen HS
32	Ilijah Johnson	CB	5-11	170	R-Fr.	RS	Maricopa, Ariz./Maricopa HS
33	Deion Hankins	RB	6-0	226	R-So.	2L	El Paso, Texas/Parkland HS
33	Dresden Mclver-Brown	DT	6-0	259	R-Fr.	RS	San Antonio, Texas/Veterans Memorial HS
34	Kiante Liggins	LB	6-0	236	R-Fr.	RS	El Paso, Texas/Address HS
35	Zachary Essih	FB/LB	5-8	213	Fr.	HS	Arlington, Texas/Mansfield Timberview HS
35	Brady Wolfe	S	6-0	196	R-Fr.	RS	Wolfforth, Texas/Frenship HS
36	Buzz Flabiano	K/P	6-0	175	Fr.	HS	Plano East, Texas/Plano East HS
37	Angelo Tejada	LS	5-11	222	So.	2L	Converse, Texas/Judson HS
38	Verenzo Holmes	S	5-10	185	Sr.	0L	Grovetown, Ga./NW Mississippi CC
39	Josh Hancock	LS	5-9	185	R-Fr.	RS	El Paso, Texas/Coastal Christian Homeschool
40	Gavin Baechle	K/P	6-1	170	Sr.	4L	McKinney, Texas/McKinney HS
42	Deylon Williams	DE	6-2	251	r-Sr.	2L	Smyrna, Tenn./Independence CC
42	Michael Young	FB	5-7	220	R-So.	0L	Colleyville, Texas/Colleyville Heritage HS
43	Julian Lopez	TE	6-1	246	R-So.	0L	El Paso, Texas/Chapin HS
43	Osaiaisi Tauli	LB	6-1	234	R-Fr.	RS	Mesa, Ariz./Mesa HS
44	Samuel Mikaele	TE	6-2	225	Fr.	HS	Santa Barbara, Calif./Bishop Garcia HS
44	Elijah Robinson	DE	6-0	230	So.	2L	Perris, Calif./Citrus Hill HS
45	Trent Thompson	TE	6-1	248	Sr.	4L	Houston, Texas/Cypress Falls HS
46	Connor Villalpando	LS	5-11	192	R-So.	0L	Roswell, N.M./Goddard HS
48	Blake Thompson	DT	6-0	289	R-Sr.	2L	Houston, Texas/Cypress Falls HS
49	Mark Ramos	K	5-8	194	R-So.	1L	El Paso, Texas/Address HS
50	Tavita Tafuna	DT	6-1	277	R-Jr.	1L	East Palo Alto, Calif./San Mateo JC
52	Xavier Simmons	LB	5-11	220	Fr.	HS	Prince George, Md./Parkland HS
53	Valentino Diaz	DE	6-2	228	Fr.	HS	Boca Raton, Fla./Boca Raton HS
54	Steven Hubbard	OL	6-3	314	R-Jr.	2L	Aldine, Texas/Kilgore College
54	Keenan Stewart	DT	6-1	294	R-Jr.	2L	Cedar Rapids, Iowa/Iowa Western CC
55	Ivan Escobar	DT	6-2	289	So.	TR	El Paso, Texas/NM State
57	Roshawn Thomas	DE	6-1	248	R-Fr.	RS	El Paso, Texas/Montwood HS
58	Pedro Escobar	LB	5-11	258	R-Fr.	RS	El Paso, Texas/Montwood HS
59	Otis Pitts	OL	6-3	345	R-So.	0L	Grand Prairie, Texas/Cisco College
60	Joseph Immediato	OL	6-4	338	R-Fr.	RS	El Paso, Texas/Eastwood HS
62	Jael Duran	OL	6-2	275	Fr.	HS	El Paso, Texas/El Paso HS
63	Jeremiah Byers	OL	6-4	331	R-So.	2L	Austin, Texas/L.C. Anderson HS
64	Sedrick Luke	OL	6-2	309	Jr.	TR	North Highlands, Calif./American River College
65	Jagves Garnett	OL	6-5	358	R-Jr.	1L	Cedar Rapids, Iowa/Elsworth CC
66	Justin Mayers	OL	6-3	309	R-So.	2L	Frisco, Texas/Reedy HS
67	Robert Mervin	OL	6-3	327	R-Sr.	2L	Dumfries, Va./Hutchinson JC
68	Zuri Henry	OL	6-6	293	Sr.	4L	Wylie, Texas/Wylie HS
71	Tristin Tuialuuluu	OL	6-0	296	R-Jr.	2L	El Paso, Texas/Del Valle HS
74	Azizi Henry	OL	6-4	297	R-Fr.	RS	Wylie, Texas/Wylie HS
75	Andrew Meyer	OL	6-3	302	R-Jr.	3L	San Marcos, Calif./San Marcos HS
78	Aluma Nkele	OL	6-6	355	So.	TR	Gardena, Calif./Long Beach City College
79	Elijah Klein	OL	6-4	319	R-Jr.	3L	Mt. Baldy, Calif./Upland HS
80	Kyle McNamara	WR	5-8	184	So.	TR	Reno, Nev./WKU
82	Jacob Trim	TE	6-1	219	R-So.	1L	Leander, Texas/Tom Glenn HS
84	Luke Soto	TE	6-4	258	R-So.	2L	Tehachapi, Calif./Bakersfield College
85	Rashad Beecham	TE	6-1	241	R-Jr.	0L	Cibolo, Texas/Allan Hancock College
86	Lucas Flores	WR	6-2	184	R-Fr.	RS	El Paso, Texas/Ysleta HS
87	Zach Fryar	TE	6-1	240	R-Jr.	2L	Venice, Fla./NMMI
88	Luke Seib	TE	6-4	222	Fr.	HS	Blue Springs, Mo./Blue Springs South HS
89	Juan Camacho Jr.	TE	6-6	248	R-Fr.	RS	El Paso, Texas/Bowie HS
91	Joshua Palu	DT	6-2	290	Jr.	TR	Lakewood, Calif./Cerritos College
92	Dante Granados	DT	6-0	283	R-Fr.	RS	El Paso, Texas/Chapin HS
94	Jalen Rudolph	DT	6-0	266	R-So.	2L	Baton Rouge, La./Junipero Serra HS
98	Logologo Va'a	DT	6-3	292	Fr.	HS	Santa Barbara, Calif./Bishop Garcia HS
99	Sione Tonga'uiaha	DT	6-0	295	So.	2L	Tempe, Ariz./Tempe HS

## COACHING STAFF

Dana Dimel – Head Coach (4th Season)  
 Dave Warner – Offensive Coordinator/QBs  
 Bradley Dale Peveto – Defensive Coordinator/LBs  
 Aaron Price – Special Teams Coordinator  
 Matt Wallerstedt – Associate Head Coach/Defensive Line/def. run coord.  
 Dante Barnett – Secondary/Safeties  
 Trevin Wade – Cornerbacks  
 Barrick Nealy – Running Backs  
 Scotty Ohara – Passing Game Coordinator/Wide Receivers  
 Drew Liddle – Tight Ends/Fullbacks  
 Mike Simmonds – Offensive Line  
 Tramaine Thompson – Quality Control  
 James Bain – Quality Control  
 Winston Dimel – Graduate Assistant (Offense)  
 Ryan Alexander – Graduate Assistant (Defense)  
 Seth Newsome – Graduate Assistant (Defense)  
 Nick Ast - Graduate Assistant (Offense)

## PRONUNCIATIONS

Kelly AKHARAIYI	Ah-CAR-ee	Trejon HUGUE	Hue-Gee
Praise AMAEWHULE	Ah-May-Who-lay	TYRICE Knight	Tie-Reece
Ronald AWATT	A-watt	Mike MALEWITZ	Mal-uh-witts
Gavin BAECHLE	Beck-lee	Aluma NKELE	N-Kelly
TRE'VION Ballard	Treh-Vee-On	TEVITA TAFUNA	Tuh-VEE-tuh Tuh-Foo-nuh
JUSTEIN Clarke	Joss-Teen	Angelo TEJADA	Tay-hah-duh
Dante GRANADOS	Gruh-nah-dose	SIONE TONGA-UIHA	See-on-ee Tonga-who-uh
Joe HAGOPIAN	Huh-GO-pee-an	Tristin TUIALUULUU	Two-ah-lu-lu
Deion HANKINS	Hane-kins	James TUPOU	Two-poe
AZIZI Henry	Ah-zee-zee	Connor VILLALPANDO	Villa-pan-doe
ZURI Henry	Zur-ee	DEYLON Williams	DAY-lonn

# ALPHABETICAL ROSTER

NO.	NAME	POS.	HT.	WT.	CL.	EXP.	HOMETOWN/PREVIOUS SCHOOL
4	Kelly Akharaiyi	WR	6-1	195	R-So.	TR	Irving, Texas/Tyler JC
22	Josiah Allen	CB	5-10	179	So.	TR	Elk Grove, Calif./Sacramento City College
23	Praise Amaewhule	DE	6-3	250	R-Jr.	3L	Katy, Texas/Katy Taylor HS
22	Ronald Awatt	RB	6-0	213	R-Sr.	3L	Lubbock, Texas/Frenship HS
40	Gavin Baechle	K/P	6-1	170	Sr.	4L	McKinney, Texas/McKinney HS
0	Jeremiah Ballard	WR	6-3	205	R-Fr.	RS	Houston, Texas/Dobie HS
20	TreVion Ballard	CB	5-10	170	Jr.	0L	Los Alamitos, Calif./Cerritos College
28	Darius Baptist	S	6-0	186	Sr.	1L	Hutto, Texas/Hardin-Simmons
23	Penny Baker	WR	5-9	170	R-So.	0L	Austin, Texas/TCU
13	Dennis Barnes	DB	5-11	170	Sr.	2L	Jefferson City, Mo./Fort Scott CC
85	Rashad Beecham	TE	6-1	241	R-Jr.	0L	Cibola, Texas/Allan Hancock College
31	D'Angelo Bellamy	DB	6-1	207	Jr.	TR	Modesto, Calif./Modesto JC
21	Marcus Bellon	WR	5-9	180	So.	TR	Truckee, Calif./Santa Barbara CC
14	Amier Boyd-Matthews	CB	6-1	180	Fr.	HS	Tempe, Ariz./Mountian Pointe HS
24	McKel Broussard	S	6-0	192	R-So.	2L	Sherman Oaks, Calif./Notre Dame HS
7	Calvin Brownholtz	QB	6-2	202	R-Jr.	3L	Carmichael, Calif./Jesusit HS
5	Torrance Burgess Jr.	RB	5-6	175	So.	TR	Pearland, Texas/Tyler JC
27	Davis Burns	S	6-0	192	R-Fr.	RS	El Paso, Texas/Coronado HS
18	John Burris III	CB	6-0	176	R-Fr.	RS	Mesquite, Texas/Mesquite Horn HS
63	Jeremiah Byers	OL	6-4	331	R-So.	2L	Austin, Texas/L.C. Anderson HS
89	Juan Camacho Jr.	TE	6-6	248	R-Fr.	RS	El Paso, Texas/Bowie HS
17	Mister Chavis	RB/WR	5-8	167	R-Fr.	RS	Maricopa, Ariz./Maricopa HS
9	Jostein Clarke	WR	6-3	195	R-Fr.	0L	Prosper, Texas/Tyler JC
24	Jaylen Davis	WR	5-8	167	So.	TR	Bellaire, Texas/Houston
26	Walter Dawn Jr.	WR	5-7	178	R-Sr.	4L	Mesquite, Texas/Poteet HS
53	Valentino Diaz	DE	6-2	228	Fr.	HS	Boca Raton, Fla./Boca Raton HS
62	Jael Duran	OL	6-2	275	Fr.	HS	El Paso, Texas/El Paso HS
55	Ivan Escobar	DT	6-2	289	So.	TR	El Paso, Texas/NM State
58	Pedro Escobar	LB	5-11	258	R-Fr.	RS	El Paso, Texas/Montwood HS
35	Zachary Essih	FB/LB	5-8	213	Fr.	HS	Arlington, Texas/Mansfield Timberview HS
12	Josh Farr	WR	6-0	189	R-Jr.	0L	Carmichael, Calif./Sierra College
36	Buzz Flabiano	K/P	6-0	175	Fr.	HS	Plano East, Texas/Plano East HS
86	Lucas Flores	WR	6-2	184	R-Fr.	RS	El Paso, Texas/Ysleta HS
3	Reynaldo Flores	RB/WR	6-0	205	R-Sr.	4L	El Paso, Texas/Ysleta HS
87	Zach Fryar	TE	6-2	240	R-Jr.	2L	Venice, Fla./NMMI
65	Jayves Garnett	OL	6-5	358	R-Jr.	1L	Cedar Rapids, Iowa/Ellsworth CC
18	Ryan Gonzales	WR	5-8	169	Fr.	HS	El Paso, Texas/Eastwood HS
92	Dante Granados	DT	6-0	283	R-Fr.	RS	El Paso, Texas/Chapin HS
25	Joe Hagopian	S	5-10	179	Jr.	1L	Sacramento, Calif./Sacramento City College
39	Josh Hancock	LS	5-9	185	R-Fr.	RS	El Paso, Texas/Coastal Christian Homeschool
33	Deion Hankins	RB	6-0	226	R-So.	2L	El Paso, Texas/Parkland HS
2	Gavin Hardison	QB	6-3	215	R-Jr.	2L	Hobbs, N.M./NMMI
17	Breon Hayward	LB	6-0	230	R-Sr.	2L	Houston, Texas/Marshall
74	Azizi Henry	OL	6-4	297	R-Fr.	RS	Wylie, Texas/Wylie HS
68	Zuri Henry	OL	6-6	293	Sr.	4L	Wylie, Texas/Wylie HS
38	Verenzo Holmes	S	5-10	185	Sr.	0L	Grovetown, Ga./NW Mississippi CC
54	Steven Hubbard	OL	6-3	314	R-Jr.	2L	Aldine, Texas/Kilgore College
12	Trejon Hugue	S	6-0	181	Jr.	1L	Mansfield, Texas/Cisco College
10	Kevin Hurley	QB	6-3	233	R-So.	0L	Walnut, Miss./NE Mississippi CC
2	Kobe Hylton	DB	6-0	205	So.	TR	Snellville, Ga./Louisiana
60	Joseph Immediato	OL	6-4	338	R-Fr.	RS	El Paso, Texas/Eastwood HS
3	Tyreke James	S	5-11	199	R-Sr.	2L	Richmond, Calif./Contra Costa College
32	Ilijah Johnson	CB	5-11	170	R-Fr.	RS	Maricopa, Ariz./Maricopa HS
20	Jalen Joseph	RB	5-8	209	R-So.	1L	El Paso, Texas/Andress HS
79	Elijah Klein	OL	6-4	319	R-Jr.	3L	Mt. Baldy, Calif./Upland HS
10	Tyrice Knight	LB	6-2	235	R-Jr.	2L	Lakeland, Fla./Independence CC
34	Kiante Liggins	LB	6-0	236	R-Fr.	RS	El Paso, Texas/Andress HS
43	Julian Lopez	TE	6-1	246	R-So.	0L	El Paso, Texas/Chapin HS
64	Sedrick Luke	OL	6-2	309	Jr.	TR	North Highlands, Calif./American River College
19	Mike Malewitz	WR	5-10	189	R-Jr.	1L	Grand Rapids, Mich./Bowling Green
66	Justin Mayers	OL	6-3	309	R-So.	2L	Frisco, Texas/Reedy HS
11	Cade McConnell	QB	6-1	195	So.	TR	Los Alamitos, Calif./Cerritos College
33	Dresden McIver-Brown	DT	6-0	259	R-Fr.	RS	San Antonio, Texas/Veterans Memorial HS
6	Jake McNamara	QB	5-11	189	Fr.	HS	Franklin, Tenn./Page HS
80	Kyle McNamara	WR	5-8	184	So.	TR	Reno, Nev./WKU
67	Robert Mervin	OL	6-3	327	R-Sr.	2L	Dumfries, Va./Hutchinson JC
75	Andrew Meyer	OL	6-3	302	R-Jr.	3L	San Marcos, Calif./San Marcos HS
44	Samuel Mikaele	TE	6-2	225	Fr.	HS	Santa Barbara, Calif./Bishop Garcia HS
26	Daryl Minor	LB	6-0	233	So.	TR	Corinth, Texas/Tyler JC
7	Kelton Moss	DT	6-1	294	Sr.	2L	Jonesboro, La./Kilgore College
29	Atiq Muhammad	CB	6-2	187	Fr.	HS	Rockford, Ill./Guilford HS
5	James Neal	LB	6-0	223	Jr.	1L	Paris, Texas/Tyler JC
78	Aluma Nkele	OL	6-6	355	So.	TR	Gardena, Calif./Long Beach City College
91	Joshua Palu	DT	6-2	290	Jr.	TR	Lakewood, Calif./Cerritos College
59	Otis Pitts III	OL	6-3	345	R-So.	0L	Grand Prairie, Texas/Cisco College
21	Justin Prince	S	5-10	193	R-Sr.	3L	Inglewood, Calif./Long Beach City College
49	Mark Ramos	K	5-8	194	R-So.	1L	El Paso, Texas/Andress HS
8	Torey Richardson	CB	6-0	183	Jr.	1L	Tomball, Texas/Blinn JC
44	Elijah Robinson	DE	6-0	230	So.	2L	Perris, Calif./Citrus Hill HS
14	Zach Rodriguez	QB	6-3	195	Fr.	HS	El Paso, Texas/El Paso HS
94	Jalen Rudolph	DT	6-0	266	R-So.	2L	Baton Rouge, La./Junipero Serra HS
88	Luke Seib	TE	6-4	222	Fr.	HS	Blue Springs, Mo./Blue Springs South HS
9	Latrez Shelton	CB	6-1	192	So.	TR	St. Louis, Mo./Iowa Western CC
52	Xavier Simmons	LB	5-11	220	Fr.	HS	Prince George, Md./Parkland CC
13	Joshua Sloan	P	6-2	189	So.	2L	Melbourne, Australia/ProKick Australia
1	Tyrin Smith	WR	5-7	170	R-So.	1L	Cibola, Texas/Cisco College
84	Luke Soto	TE	6-4	258	R-So.	2L	Tehachapi, Calif./Bakersfield College
54	Keenan Stewart	DT	6-1	294	R-Jr.	2L	Cedar Rapids, Iowa/Iowa Western CC
50	Tevita Tafuna	DT	6-1	277	R-Jr.	1L	East Palo Alto, Calif./San Mateo JC
43	Osaiais Taulu	LB	6-1	234	R-Fr.	RS	Mesa, Ariz./Mesa HS
11	Jadrian Taylor	DE	6-1	246	Sr.	2L	Lufkin, Texas/Kilgore College
37	Angelo Tejada	LS	5-11	222	So.	2L	Converse, Texas/Iudson HS
6	Gary Theard	LB	6-2	238	Sr.	2L	Upland, Calif./Chaffey College
57	Roshawn Thomas	DE	6-1	248	R-Fr.	RS	El Paso, Texas/Montwood HS
48	Blake Thompson	DT	6-0	289	R-Sr.	2L	Houston, Texas/Cypress Falls HS
15	Bryton Thompson	DE	6-1	246	Jr.	TR	Harker Heights, Texas/Blinn College
45	Trent Thompson	TE	6-1	248	Sr.	4L	Houston, Texas/Cypress Falls HS
99	Sione Tonga'uiha	DT	6-0	295	So.	2L	Tempe, Ariz./Tempe HS
82	Jacob Trim	TE	6-1	219	R-So.	1L	Leander, Texas/Tom Glenn HS
19	Deshau Trotter	CB	6-2	205	Sr.	2L	Henderson, Nev./Sacramento City College
71	Tristin Tuialuuluu	OL	6-0	296	R-Jr.	2L	El Paso, Texas/Del Valle HS
31	James Tupou	FB	5-10	230	Sr.	4L	Allen, Texas/Allen HS
98	Logologo Va'a	DT	6-3	292	Fr.	HS	Santa Barbara, Calif./Bishop Garcia HS
46	Connor Villalpando	LS	5-11	192	R-So.	0L	Roswell, N.M./Goddard HS
28	Cartraven Walker	RB	5-6	175	R-So.	0L	Mansfield, Texas/Cisco College
30	Cal Wallerstedt	LB	5-10	223	R-Jr.	1L	Harrisburg, N.C./Hickory Ridge HS
0	Maurice Westmoreland	DE	6-2	235	So.	TR	Houston, Texas/Kilgore College
8	Emari White	WR	6-0	185	So.	TR	Antelope, Calif./Sierra College
42	Deylon Williams	DE	6-2	251	r-Sr.	2L	Smyrna, Tenn./Independence CC
16	Tyler Williams	S	6-0	195	R-Fr.	RS	Santa Maria, Calif./St. Joseph HS
4	Jerome Wilson Jr.	LB	6-2	229	R-Fr.	1L	Etiwanda, Calif./Etiwanda HS
1	Tyson Wilson	S	5-10	180	R-Jr.	2L	McKinney, Texas/McKinney HS
35	Brydo Wolfe	S	6-0	196	R-Fr.	RS	Wolfforth, Texas/Frenship HS
42	Michael Young	FB	5-7	220	R-So.	0L	Colleyville, Texas/Colleyville Heritage HS

## COACHING STAFF

Dana Dimel – Head Coach (4th Season)  
 Dave Warner – Offensive Coordinator/QBs  
 Bradley Dale Peveto – Defensive Coordinator/LBs  
 Aaron Price – Special Teams Coordinator  
 Matt Wallerstedt – Assoc. Head Coach/DLine/def. run coord.  
 Dante Barnett – Secondary/Safeties  
 Trevin Wade – Cornerbacks  
 Barrick Nealy – Running Backs  
 Scotty Ohara – Passing Game Coordinator/Wide Receivers  
 Drew Liddle – Tight Ends/Fullbacks  
 Mike Simmonds – Offensive Line  
 Tramaine Thompson – Quality Control  
 James Bain – Quality Control  
 Winston Dimel – Graduate Assistant (Offense)  
 Ryan Alexander – Graduate Assistant (Defense)  
 Seth Newsome – Graduate Assistant (Defense)  
 Nick Ast - Graduate Assistant (Offense)

## PRONUNCIATIONS

Kelly AKHARAIYI	Ah-CAR-ee	Trejon HUGUE	Hue-Gee
Praise AMAEWHULE	Ah-May-Who-lay	TYRICE Knight	Tie-Reece
Ronald AWATT	A-watt	Mike MALEWITZ	Mal-uh-witts
Gavin BAECHLE	Beck-lee	Aluma NKELE	N-Kelly
TREVION Ballard	Treh-Vee-On	TEVITA TAFUNA	Tuh-VEE-tuh Tuh-Foo-nuh
JUSTEIN Clarke	Joss-Teen	Angelo TEJADA	Tay-hah-duh
Dante GRANADOS	Gruh-nah-dose	SIONE TONGA-UIHA	See-on-ee Tonga-who-uh
Joe HAGOPIAN	Huh-GO-pee-an	Tristin TUIALUULUU	Two-ah-lu-lu
Deion HANKINS	Hane-kins	James TUPOU	Two-poe
AZIZI Henry	Ah-zee-zee	Connor VILLALPANDO	Villa-pan-doe
ZURI Henry	Zur-ee	DEYLON Williams	DAY-lonn

# UTEP DEPTH CHART

GAME: 11 (vs. FIU)

## OFFENSE

<b>LT</b>	54	Steven Hubbard	6-3	314	R-Jr.	2L	Aldine, Texas	(Kilgore College)	8 Career Starts (19 app.)
	68	Zuri Henry	6-6	293	Sr.	4L	Wylie, Texas	(Wylie HS)	25 Career Starts (42 app.)
<b>LG</b>	66	Justin Mayers	6-3	309	R-So.	2L	Frisco, Texas	(Reedy HS)	10 Career Starts (22 app.)
	64	Sedrick Luke	6-2	309	Jr.	TR	North Highlands, Calif.	(American River College)	0 Career Starts (2 app.)
<b>C</b>	75	Andrew Meyer	6-3	302	R-Jr.	3L	San Marcos, Calif.	(San Marcos HS)	29 Career Starts (40 app.)
	67	Robert Mervin	6-3	327	R-Sr.	2L	Dumfries, Va.	(Hutchinson JC)	2 Career Starts (29 app.)
<b>RG</b>	79	Elijah Klein	6-4	319	R-Jr.	3L	Mt. Baldy, Calif.	(Upland HS)	41 Career Starts (43 app.)
	59	Otis Pitts III	6-3	345	R-So.	0L	Grand Prairie, Texas	(Cisco College)	0 Career Starts (5 app.)
<b>RT</b>	63	Jeremiah Byers	6-4	331	R-So.	2L	Austin, Texas	(L.C. Anderson HS)	28 Career Starts (32 app.)
	78	Aluma Nkele	6-6	355	So.	TR	Gardena, Calif.	(Long Beach City College)	0 Career Starts (1 app.)
<b>TE</b>	45	Trent Thompson	6-1	248	Sr.	4L	Houston, Texas	(Cypress Falls HS)	24 Career Starts (55 app.)
	87	Zach Fryar	6-1	240	R-Jr.	2L	Venice, Fla.	(NMMI)	3 Career Start (29 app.)
<b>WR</b>	3	Reynaldo Flores	6-0	205	R-Sr.	4L	El Paso, Texas	(Ysleta HS)	12 Career Starts (52 app.)
	0	Jeremiah Ballard	6-3	205	R-Fr.	RS	Houston, Texas	(Dobie HS)	1 Career Starts (14 app.)
<b>WR</b>	1	Tyrin Smith	5-7	170	R-So.	1L	Cibolo, Texas	(Cisco College)	13 Career Starts (23 app.)
	26	Walter Dawn Jr.	5-7	178	R-Sr.	4L	Mesquite, Texas	(Poteet HS)	13 Career Starts (57 app.)
<b>WR</b>	4	Kelly Akharaiyi	6-1	195	R-So.	TR	Irving, Texas	(Tyler JC)	5 Career Starts (10 app.)
	12	Josh Farr	6-0	189	R-Jr.	0L	Carmichael, Calif.	(Sierra College)	0 Career Starts (3 app.)
<b>RB</b>	22	Ronald Awatt	6-0	205	R-Sr.	2L	Lubbock, Texas	(Frenship HS)	19 Career Starts (42 app.)
	33	Deion Hankins	6-0	215	R-So.	1L	El Paso, Texas	(Parkland HS)	6 Career Starts (31 app.)
<b>FB</b>	31	James Tupou	5-10	235	Sr.	4L	Allen, Texas	(Allen HS)	9 Career Starts (55 app.)
	42	Michael Young	5-7	220	R-So.	0L	Colleyville, Texas	(Colleyville Heritage HS)	0 Career Starts (0 app.)
<b>QB</b>	2	Gavin Hardison	6-3	215	R-Jr.	2L	Hobbs, N.M.	(NMMI)	30 Career Starts (32 app.)
	7	Calvin Brownholtz	6-2	202	R-Jr.	3L	Carmichael, Calif.	(Jesuit HS)	1 Career Start (38 app.)

## DEFENSE

<b>DE</b>	11	Jadrian Taylor	6-1	246	Sr.	2L	Lufkin, Texas	(Kilgore College)	27 Career Starts (30 app.)
	0	Maurice Westmoreland	6-2	235	So.	TR	Houston, Texas	(Kilgore College)	0 Career Starts (10 app.)
<b>DT</b>	7	Kelton Moss	6-1	294	Sr.	2L	Jonesboro, La.	(Kilgore College)	29 Career Starts (29 app.)
	48	Blake Thompson	6-0	289	R-Sr.	2L	Houston, Texas	(Cypress Falls HS)	1 Career Starts (29 app.)
<b>DT</b>	54	Keenan Stewart	6-1	294	R-Jr.	2L	Cedar Rapids, Iowa	(Iowa Western CC)	30 Career Starts (31 app.)
	50	Tevita Tafuna	6-1	277	R-Jr.	1L	East Palo Alto, Calif.	(San Mateo JC)	1 Career Starts (22 app.)
<b>DE</b>	23	Praise Amaewhule	6-3	250	R-Jr.	3L	Katy, Texas	(Katy Taylor HS)	39 Career Starts (47 app.)
	42	Deylon Williams	6-2	251	R-Sr.	2L	Smyrna, Tenn.	(Independence CC)	0 Career Starts (30 app.)
<b>-or-</b>	15	Bryton Thompson	6-1	246	Jr.	TR	Harker Heights, Texas	(Blinn College)	0 Career Starts (9 app.)
<b>WILL</b>	10	Tyrice Knight	6-2	235	R-Jr.	2L	Lakeland, Fla.	(Independence CC)	29 Career Starts (31 app.)
	6	Gary Theard	6-2	238	Sr.	2L	Upland, Calif.	(Chaffey College)	0 Career Starts (22 app.)
<b>MIKE</b>	30	Cal Wallerstedt	5-10	223	R-Jr.	1L	Harrisburg, N.C.	(Hickory Ridge HS)	8 Career Starts (26 app.)
	43	Osaiasi Taueli	6-1	234	R-Fr.	RS	Mesa, Ariz.	(Mesa HS)	0 Career Starts (7 app.)
<b>CB</b>	9	Latrez Shelton	6-1	192	So.	TR	St. Louis, Mo.	(Iowa Western CC)	9 Career Starts (9 app.)
	19	Deshawn Trotter	6-2	205	Sr.	2L	Henderson, Nev.	(Sacramento City College)	0 Career Starts (29 app.)
<b>-or-</b>	18	John Burris III	5-11	176	R-Fr.	RS	Mesquite, Texas	(Mesquite Horn HS)	0 Career Starts (8 app.)
<b>FS</b>	3	Tyreke James	5-11	199	R-Sr.	2L	Richmond, Calif.	(Contra Costa College)	11 Career Starts (32 app.)
	24	McKel Broussard	6-0	192	R-So.	2L	Sherman Oaks, Calif.	(Notre Dame HS)	1 Career Start (27 app.)
<b>SS</b>	2	Kobe Hylton	6-0	205	So.	TR	Snellville, Ga.	(Louisiana)	10 Career Start (10 app.)
<b>-or-</b>	1	Tyson Wilson	5-10	180	R-Jr.	2L	McKinney, Texas	(McKinney HS)	8 Career Starts (37 app.)
<b>NICK</b>	13	Dennis Barnes	5-11	170	Sr.	2L	Jefferson City, Mo.	(Fort Scott CC)	27 Career Starts (29 app.)
	12	Trajon Hugue	6-0	181	Jr.	1L	Mansfield, Texas	(Cisco College)	0 Career Starts (18 app.)
<b>CB</b>	22	Josiah Allen	5-10	179	So.	TR	Elk Grove, Calif.	(Sacramento City College)	2 Career Starts (10 app.)
<b>-or-</b>	32	Ilijah Johnson	5-11	170	R-Fr.	RS	Maricopa, Ariz.	(Maricopa HS)	8 Career Starts (10 app.)

## SPECIAL TEAMS

<b>K</b>	40	Gavin Baechle	6-1	170	Sr.	4L	McKinney, Texas	(McKinney HS)	55 Career Appearances
	49	Mark Ramos	5-8	194	R-So.	1L	El Paso, Texas	(Andress HS)	25 Career Appearances
<b>P</b>	13	Josh Sloan	6-2	189	So.	2L	Melbourne, Australia	(ProKick Australia)	31 Career Appearances
	40	Gavin Baechle	6-1	170	Sr.	4L	McKinney, Texas	(McKinney HS)	55 Career Appearances
<b>LS</b>	37	Angelo Tejada	5-11	222	So.	2L	Converse, Texas	(Judson HS)	31 Career Appearances
	46	Connor Villalpando	5-11	192	R-So.	0L	Roswell, N.M.	(Goddard HS)	0 Career Appearances
<b>H</b>	49	Mark Ramos	5-8	194	R-So.	1L	El Paso, Texas	(Andress HS)	25 Career Appearances
<b>KR</b>	26	Walter Dawn Jr.	5-6	178	R-Sr.	4L	Mesquite, Texas	(Poteet HS)	57 Career Appearances
<b>-and-</b>	1	Tyrin Smith	5-7	170	R-So.	1L	McKinney, Texas	(McKinney HS)	23 Career Appearances
<b>PR</b>	21	Marcus Bellon	5-9	180	So.	TR	Truckee, Calif.	(Santa Barbara CC)	10 Career Appearances
<b>-and-</b>	3	Rey Flores	6-0	205	R-Sr.	4L	El Paso, Texas	(Ysleta HS)	52 Career Appearances

## MINER NOTABLES

## SENIOR SENDOFF

Twenty-one Miners will be honored prior to kick off on Saturday afternoon. Seniors RB **Ron Awatt**, K **Gavin Baechle**, DB **Darius Baptist**, DB **Dennis Barnes**, QB **Calvin Brownholtz**, WR/RB **Reynaldo Flores**, DB **Joe Hagopian**, DB **Ty'Reke James**, RB **Jalen Joseph**, WR **Mike Malewitz**, OL **Robert Mervin**, DL **Kelton Moss**, DE **Jadrian Taylor**, LB **Gary Theard**, DT **Blake Thompson**, TE **Trent Thompson**, DB **Deshaun Trotter**, FB **James Tupou**, LB **Cal Wallerstedt**, DE **Deylon Williams** and DB **Tyson Wilson** will play their last game in the Sun Bowl.

## WHERE TO WATCH &amp; LISTEN

The contest will be streamed on ESPN+ with **Erik Elken** calling the action with former UTEP LB **Jacob Boggs** (1999-2000) providing analysis. The action returns to 600 ESPN El Paso with "The Voice of the Miners" **Jon Teicher** calling play-by-play in his 42nd season. 'Teich' is joined by former UTEP WR **Cole Freytag** (2012, 2014-16) in the booth providing analysis in his first season and **Mando Medina** reporting from the sidelines. The action can also be heard on the UTEP Miners app.

## SERIES VS. FIU

FIU leads the all-time series 3-1. The series is tied 1-1 in games played in El Paso. The Golden Panthers have won the last three meetings, including a 32-17 victory in Miami in the last meeting on Oct. 19, 2019. FIU won the last game played in El Paso, 35-21, in 2016. The Miners won the first meeting, 33-10, in 'The 915' in 2013.

## SCOUTING FIU

FIU has lost two games in a row after its 52-7 loss against in-state rival Florida Atlantic in the 21st edition of the 'Shula Bowl' on Nov. 12. The Golden Panthers are averaging 19.0 points per game, while giving up 374 points (37.4 ppg). FIU is averaging 331.7 yards per game and is yielding 445.3 points per contest. Lexington Joseph leads the way with 508 yards rushing and has scored five rushing TDs. He's added 155 yards on 26 receptions and two scores. Joseph has returned 21 kickoffs for 490 yards (21.3 avg.), ranking fourth in C-USA kickoff return average. Grayson James has thrown for 1,913 yards on 204-of-342 passing. James has tossed 11 touchdowns and 10 picks. Tyrese Chambers has hauled in 49 receptions for 535 yards and four scores – leads the team in all three categories. LB Gaethan Bernadel leads the team with 82 tackles and ranks sixth in Conference USA. LB Shaun Peterson Jr. leads with 5.0 sacks, while DB Dorian Hall has picked off two passes.

## CALVIN UNDER CENTER

Redshirt junior QB **Calvin Brownholtz** returned under center at Rice on Nov. 3, replacing **Gavin Hardison** who was injured in the contest. Brownholtz scored a 25-yard rush against the Owls, his first TD since rushing for two against Rice on Nov. 20, 2021. Brownholtz threw the ball well, going 7-of-10 for 56 yards.

## BROWNHOLTZ'S CAREER

**Calvin Brownholtz** has rushed for 265 yards and seven touchdowns in 38 career games. Brownholtz has thrown three TDs and has tallied 448 yards on 34-of-65 passing in his career.

## TO TUPOU

Senior FB **James Tupou** scored his first career touchdown at Rice on Nov. 3. Tupou hauled in a seven-yard reception from **Gavin Hardison** in the second quarter against the Owls. For his career, Tupou has tallied 14 receptions for 179 yards and a TD.

## 20 IN A ROW

Senior K/P **Gavin Baechle** has connected on 20 consecutive field goals. Baechle established the program record on Oct. 22 when he nailed its 16th straight FG.

## LOU GROZA RECOGNITION

Senior K/P **Gavin Baechle** was one of 20 semifinals for the 2022 Lou Groza Collegiate Place-Kicker Award presented by the Orange Bowl as announced by the Palm Beach County Sports Commission on Nov. 9. Jay Mattox (2015) was the last UTEP kicker to earn Lou Groza recognition. The Award is named for National Football League Hall of Fame kicker Lou "The Toe" Groza, who played 21 seasons with the Cleveland Browns. Groza won four NFL championships with Cleveland and was named NFL Player of the Year in 1954. Although an All-Pro offensive lineman as well, Groza ushered in the notion that there should be a place on an NFL roster for a kicker.

## EXTENDING HIS SCHOOL RECORD

**Gavin Baechle** tied his career best by hitting three field goals at Rice on Nov. 3. Baechle now has 56 career field goals after setting the school record on Oct. 2 against FAU with career FG no. 51 and surpassing Reagan Schneider's (2003-2006) total of 50.

## BAECHLE LEADING THE WAY

**Gavin Baechle** is first in Conference USA with 20 made field goals and ranks tied second nationally. Baechle is 20-for-21 on the season. Baechle leads C-USA in field goals made per game (2.0). His 95.2 percent ranks third in C-USA.

## BAECHLE'S NATIONAL RANKINGS

**Gavin Baechle** ranks tied second in FBS with 20 made field goals. He's 20-for-21 as his 95.2 percent ranks ninth. Baechle ranks tied second with 2.0 field goals made per game. He ranks tied sixth with 21 attempts.

## TYRIN'S RANKINGS

**Tyrin Smith** leads Conference USA with 88.2 yards receiving per game. Smith ranks third in C-USA with 882 yards and ranks fifth with 62 receptions. Nationally, Smith ranks 16th in receiving yards and yards per game (88.2).

## SMITH'S CONSISTENCY

**Tyrin Smith** has caught a pass in 22 consecutive games dating back to Sept. 4, 2021 against Bethune-Cookman (4 rec., 76 yards). Smith has also registered at least two receptions in his last 16 games after posting six catches for 79 yards against Rice on Nov. 3.

## TYRIN HAULS IN DOUBLE-DIGIT RECEPTIONS

Redshirt sophomore WR **Tyrin Smith** hauled in a career-high 10 receptions against MT. He tallied 117 yards and a score against the Blue Raiders. His previous high was eight catches down multiple times.

## TYRIN BREAKING THE CENTURY MARK

**Tyrin Smith** recorded his fifth career 100-yard game against MT. Smith, a 5-7 speedster, tallied 117 yards on a career-best 10 receptions against the Blue Raiders. Smith ranks tied 16th on the program's all-time 100-yard receiving list.

## 100-Yard Breakdown:

122 at Florida Atlantic – Oct. 30, 2021  
127 vs. North Texas – Aug. 27, 2022  
183 (career high) at New Mexico – Sept. 17, 2022  
106 at Charlotte – Oct. 1, 2022  
117 vs. MT – Oct. 29, 2022

## SMITH ADDED TO BILETNIKOFF AWARD WATCH

**Tyrin Smith** is one of 10 players added to the Biletnikoff Award Watch List by The Tallahassee Quarterback Club (TQC) Foundation, Inc., on Oct. 5. The Biletnikoff Award annually recognizes the college football season's outstanding FBS receiver. Any player, regardless of position (wide receiver, tight end, slot back, and running back) who catches a pass is eligible for the award. As such, the Biletnikoff Award recognizes college football's outstanding receiver, not merely college football's outstanding wide receiver.

## TYRIN'S PERFORMANCE AT UNM

# MINER NOTABLES

**Tyrin Smith** recorded a career-high 183 yards and tallied a career-long 76-yard reception. Smith's 188 all-purpose yards were also a career high. Smith's 183 receiving yards was the 12th-most in a game in school history and the most by a Miner player since Jordan Leslie had 218 at Tulsa in 2012.

### DEION "TANKINS" RUNS WILD ON "MILITARY APPRECIATION DAY"

Redshirt sophomore RB **Deion Hankins** rushed for a career-high 138 yards on 17 attempts (8.1 avg.) in UTEP's win over FAU on Oct. 22. Hankins's previous high was 119 yards at Charlotte in 2020. Hankins added a career-long 72-yard run that set up a game-tying TD in the third quarter.

### HANKINS HITTING THE CENTURY MARK

**Deion Hankins** tallied his fifth career 100-yard rushing effort against FAU (138 yards). Hankins hit 112 yards at Charlotte a few weeks back. Hankins gained 113 against SFA on Sept. 5, 2020, 118 yards at ULM on Sept. 26, 2020, and 119 at Charlotte on Oct. 24, 2020.

### THE RUN THAT SPARKED THE OFFENSE

**Deion Hankins** career-long 72-yard dash to the FAU five-yard line in the third quarter sparked UTEP's offense after the Miners were down 14-6. UTEP tied the game on the next play as **Gavin Hardison** rushed for a five-yard TD and tossed the successful two-point conversion to **Trent Thompson**. Hankins's previous long was a 45-yard dash at FAU last season. It was also UTEP's longest rush play of 2022.

### MOVING UP THE TD LIST

**Gavin Hardison** has thrown 35 career touchdown passes after tallying one at Rice. Hardison ranks tied fourth on the program's all-time list with **Sammy Garza** (35).

### HARDISON RANKS THIRD IN PASSING YARDS

**Gavin Hardison** has thrown for 2,044 yards in 2022. Hardison now has 7,015 yards passing in his career. He ranks third on the program's all-time passing yards list. **Trevor Vittatoe** (12,439 yards) and **Jordan Palmer** (11,084 yards) rank no. 1 and 2.

### GAVIN MOVING UP ATTEMPS LIST

**Gavin Hardison** has 315 passing attempts in 2022, giving him 932 in his career. He ranks fourth on the program's all-time attempts list. **Billy Stevens** (943) ranks third.

### GAVIN RANKS FOURTH IN COMPLETIONS

**Gavin Hardison** has tallied 164 completions in 2022. Hardison has 497 in his career and ranks third on the program's all-time list. **Jordan Palmer** (851) ranks second.

### FIRST CAREER RUSHING TD

Redshirt junior QB **Gavin Hardison** scored a TD on a five-yard rush during the third quarter in UTEP's 24-21 win over FAU on Oct. 22. It was the first rushing score of his career.

### 300 YARDS PASSING

Redshirt junior QB **Gavin Hardison** threw for a season-high 320 yards at LA Tech. It was Hardison's fourth career 300-yard passing game. Hardison is ranked tied fifth on the program's all-time list.

### EFFICIENT NIGHT PASSING

**Gavin Hardison** completed 90.9 percent of his passes (10-11) against Boise State on Sept. 23. Hardison was the first UTEP QB to have only one incompleting (min. 10 attempts) since **Jay Stuckey** (12-13) versus SMU on Oct. 9, 1999.

### FIRST CAREER RECEIVING TD



The UTEP football team will continue to pay tribute to the late Luke Laufenberg throughout the 2022 season. Laufenberg passed away at the age of 21 on Thursday, Aug. 22, 2019 after battling cancer for two years. A tight end from Argyle, Texas, Laufenberg joined the Miners for 2019 spring ball after playing at Mesa Community College in 2017. UTEP players have worn black "LUKE" stickers on their helmets since the start of the 2019 season. Junior QB Gavin Hardison will wear his #2 Laufenberg jersey throughout the season. Justin Garrett was the first Miner to don the #2 jersey during the 2020 season and continued the trend in 2021. Laufenberg played his senior season at Argyle Liberty Christian High School in Argyle, Texas, where he was named 2016 Offensive Newcomer of the Year and honorable mention All-District. He initially walked on at Texas A&M before continuing his football career at Mesa Community College, where he appeared in six games prior to being diagnosed with Burkitt lymphoma.



### 2022 "UTEP Football with Dana Dimel" Radio Show Dates/Locations

Tuesday, August 23 (5-6pm)	Hudson's Grill
Tuesday, August 30 (5:30-6:30pm)	Moon Tower Sports Bar
Tuesday, September 6 (5:30-6:30pm)	Hudson's Grill
Tuesday, September 13 (5:30-6:30pm)	Hudson's Grill
Tuesday, September 20 (5:30-6:30pm)	Moon Tower Sports Bar
Tuesday, September 27 (5:30-6:30pm)	Moon Tower Sports Bar
Tuesday, October 4 (6-7pm)	Hudson's Grill
Tuesday, October 18 (6-7pm)	Moon Tower Sports Bar
Tuesday, October 25 (6-7pm)	Hudson's Grill
Monday, October 31 (5-6pm)	Moon Tower Sports Bar
Wednesday, November 16 (6-7pm)	Moon Tower Sports Bar
Monday, November 21 (5-6pm)	Hudson's Grill

### LOCATIONS & ADDRESS

**Hudson's Classic Grill & Bar:** 1770 Lee Trevino  
**The Moon Tower Sports Bar:** 3233 N Mesa

Listen Live on 600 ESPN El Paso & the UTEP Miners app

# MINER NOTABLES

## NCAA TEAM RANKINGS

NCAA CATEGORY	UTEP	FIU
Total Offense	90	109
Rushing Offense	79	106
Passing Offense	88	90
Team Passing Efficiency	117	120
Scoring Offense	104	120
Total Defense	57	118
Rushing Defense	79	103
Passing Yards Allowed	47	111
Team Passing Efficiency Defense	107	109
Scoring Defense	85	127
Turnover Margin	89	82
3rd Down Conversion Pct.	80	124
4th Down Conversion Pct.	46	96
3rd Down Conversion Pct. Defense	59	129
4th Down Conversion Pct. Defense	128	59
Red Zone Offense	73	128
Red Zone Defense	41	103
Net Punting	48	66
Punt Returns	83	121
Kickoff Returns	120	54
First Downs Offense	78	99
First Downs Defense	64	112
Fewest Penalties Per Game	70	81
Fewest Penalty Yards Per Game	75	70
Time of Possession	15	101

## TEAM LEADERS

### UTEP

Rushing	Att.	Net	Avg.	TD	YPG
Deion Hankins	119	589	4.9	3	58.9
Ronald Awatt	133	571	4.3	2	57.1

Passing	C-A-I	Yds.	TD	YPG
Gavin Hardison	164-315-8	2044	11	204.4
Calvin Brownholtz	14-21-2	133	0	16.6

Receiving	Rec.	Yds.	Avg.	TD	YPG
Tyrin Smith	62	882	14.2	5	88.2
Rey Flores	45	490	10.9	1	49.0

Defense	U-A-TT	TFL	SACK	FF-FR
Tyrice Knight	45-41-86	6.5-23	1.0-9	2-1 (13)
Cal Wallerstedt	28-51-79	11-38	6.5-33	1-1 (0)

### FIU

Rushing	Att.	Net	Avg.	TD	YPG
Lexington Joseph	94	508	5.4	5	50.8
EJ Wilson Jr.	68	246	3.6	2	24.6

Passing	C-A-I	Yds.	TD	YPG
Grayson James	204-342-10	1913	11	191.3
Haden Carlson	18-31-1	139	0	23.2

Receiving	Rec.	Yds.	Avg.	TD	YPG
Tyrese Chambers	49	535	10.90	4	59.4
Bradley Rozner	35	261	7.5	2	29.0

Defense	U-A-TT	TFL	SACK	FF-FR
Gaethan Bernadel	45-37-82	5.0-17	1.5-11	0-0 (0)
Donovam Manuel	37-41-78	7.0-23	1.0-6	1-0 (0)

Redshirt senior WR/RB **Reynaldo Flores** hauled in a four-yard touchdown reception against FAU on Oct. 22. It was Flores's first career receiving score. Overall, he's tallied three TD's (2 rush, 1 rec.).

### OUR VERSION OF DEEBO SAMUEL

**Reynaldo Flores** has tallied 582 yards of all-purpose yards thus far in 2022. Flores ranks second on the team with 490 receiving yards, has gained 74 yards on the ground and tallied 18 yards on a kickoff return. Flores has added two rushing scores (vs. Boise State, at LA Tech), and his first career receiving TD (vs. FAU).

### REY'S NUMBERS INCREASING

**Reynaldo Flores** entered the 2022 season with 277 career receiving yards on 19 receptions, including 204 on 13 catches in 2021. Currently in 2022, Flores ranks second on the team in receptions (45) and receiving yards (490).

### REY SHINES ON '915 NIGHT'

**Reynaldo Flores** recorded his first career 100-yard game in his third career start. The 915 product set career highs in receptions (eight) and receiving yards (122) against North Texas on Aug. 27. Flores added a 38-yard reception in the first quarter against the Mean Green. His previous highs were four receptions (at Southern Miss in 2021) and 53 receiving yards (vs. Fresno State in 2021).

### FIRST OFFENSIVE TOUCHDOWN

Transfer sophomore WR/PR **Marcus Bellon** scored his first career offensive TD in a UTEP uniform, taking a reception 52 yards to pay dirt at LA Tech. It was Bellon's second touchdown in a UTEP uniform as his first came on a 47-yard punt return for a score against Boise State on Sept. 23. Bellon was a scoring machine as he scored 10 total touchdowns at Santa Barbara CC in 2021. He tallied four punt returns and two kickoff returns for touchdowns, while adding four receiving scores last season.

### EFFICIENT TIGHT END

Senior TE **Trent Thompson** scored his second touchdown of the season at LA Tech on a 23-yard reception in the fourth quarter. Thompson has eight receptions with two touchdowns in 2022. Thompson added his first career two-point conversion against FAU. During the last two seasons, Thompson has scored six touchdowns on 17 receptions. Thompson tallied four receiving scores on nine receptions in 2021. Overall, Thompson has 22 career catches.

### AWATT BREAKING THE CENTURY MARK

Redshirt senior RB **Ronald Awatt** rushed for a season-high 115 yards on 22 carries. Awatt now has four 100-yard games in his career. Last season he rushed for a career-high 159 at Southern Miss, 126 against Bethune-Cookman, and 119 yards against Rice. UTEP is 4-0 when Awatt rushes for 100+ yards.

### FUMBLEROOSKI

UTEP's defense ranks tied eighth nationally and ranks tied second in Conference USA with 11 fumble recoveries. The Miners rank second in C-USA with 14 forced fumbles and fumbles forced per game (1.4).

### RETURN OF THE SACK

Redshirt junior DE **Praise Amaewhule** recorded his second sack of the season at Rice. He now has 17.5 in career and needs 3.0 sacks to break the school's all-time mark.

### CO-LEADER OF THE SACK

Senior DE **Jadrian Taylor** is tied first in Conference USA with 8.0 sacks. Taylor registered sacks against no. 9 Oklahoma (1.0), Charlotte (3.0), LA Tech (1.0), FAU (2.0) and MT (1.0). Taylor has 14.5 career sacks after posting 6.5 last season. Taylor ranks tied 12th in FBS.

# MINER NOTABLES

## THE RUMBLE AFTER THE FUMBLE

Senior **Jadrian Taylor**, a 6-1, 246-pound DE, returned a fumble recovery 100 yards at Charlotte after a fumble at the goal line. It was Taylor's first-ever touchdown scored while at UTEP.

## GOING 100 YARDS

**Jadrian Taylor's** 100-yard fumble return for a touchdown was the longest defensive TD by a UTEP player since Quintin Demps had a 100-yard interception return at UCF in the final game of 2007.

## 2 DEFENSIVE SCORES

LB **Tyrice Knight** and DE **Jadrian Taylor** both found pay dirt at Charlotte during UTEP's 41-35 victory. It was the first time since Nov. 1, 2014 versus Southern Miss that the Miners scored two defensive touchdowns in the same game. DB **Nick Gathrite** took a fumble back 59 yards for a score, while LB **Trey Brown** took back a pick-six 51 yards to the house against the Golden Eagles.

## DEFENSIVE TOUCHDOWNS IN 2022

UTEP has scored two defensive touchdowns in 2022. The first was a **Tyrice Knight** 13-yard scoop-and-score, while the second was a 100-yard scoop-and-score by **Jadrian Taylor** - both at Charlotte. The Miners last scored two defensive touchdowns in the same season was 2019. Last time the Miners had three in the same season was 2017 and last time four was scored came in 2008.

## DOUBLE-DIGIT STOPS

Redshirt junior LB **Tyrice Knight** tallied 12 tackles at Rice. He's now got four games with double-digit tackles this season and 10 overall in his career. He opened the season with 11 against UNT, added 14 at UNM and tallied 10 against MT.

## GOOD KNIGHT

**Tyrice Knight** has been one of the top tacklers in the league (ranks fourth) as he leads the Miners with 85. He ranks third in C-USA at 8.5 tackles per game. Knight has done it all, adding 6.5 tackles for loss, a sack, interception, five breakups, three hurries, a pair of forced fumbles and a fumble return for a 13-yard TD.

## IMPRESSIVE FIRST SEASON

Transfer sophomore S **Kobe Hylton** ranks tied second on the team with 79 tackles, while he ranks tied seventh in Conference USA. His 7.9 tackles per game ranks tied eighth in C-USA. Hylton is tied ninth in C-USA with 8.0 tackles for loss. He chalked up his first double-digit tackle performance, tallying a career-high 10 tackles at New Mexico on Sept. 17. His previous high was nine in his UTEP debut on Aug. 27. He also gathered 10 tackles at LA Tech.

## TACKLE MACHINE

Redshirt junior LB **Cal Wallerstedt** after tallying a career-high 14 tackles against MT on Oct. 29, racked up 10 more stops at Rice on Nov. 3. Wallerstedt has recorded double-digit stops in three consecutive games, starting with 11 against FAU on Oct. 22. Wallerstedt has racked up 35 tackles (11.7 tackles per game) the last three games. Wallerstedt ranks tied second on the team and ranks tied seventh with teammate Kobe Hylton in C-USA with 79 tackles.

## CAL'S UNEXPECTED SEASON

**Cal Wallerstedt**, who was listed fourth on the depth chart when the season began, has started the last six games, and has produced great numbers. He ranks tied second on the team with 79 tackles. Wallerstedt ranks second on the team with 6.5 sacks and ranks tied third in C-USA with 11.0 TFL.

## 2022 UTEP FOOTBALL TRENDS

OVERALL	4-5
VS. CONFERENCE USA	2-3
NONCONFERENCE RECORD	2-2
HOME	3-2
AWAY	1-3
DAY GAMES	1-1
NIGHT GAMES	3-4
VS. TOP 25 TEAMS	0-1
NEUTRAL	0-0
NATIONAL TV	1-1
FOX	0-1
ESPN+ / ESPN3	3-2
MW NETWORK	0-1
CBSSN	1-0
STADIUM	0-1

## OFFENSE

WHEN SCORING FIRST	2-1
WHEN THE OPPONENT SCORES FIRST	2-4
WHEN LEADING AT HALFTIME	3-0
WHEN TRAILING AT HALFTIME	1-4
WHEN TIED AT HALFTIME	0-1
WHEN LEADING AFTER THIRD QUARTER	3-0
WHEN TRAILING AFTER THIRD QUARTER	0-5
WHEN TIED AFTER THIRD QUARTER	1-0
IN OVERTIME GAMES	0-0
WHEN SCORING LESS THAN 20 POINTS	0-4
WHEN SCORING 20+ POINTS	3-0
WHEN SCORING 30+ POINTS	0-1
WHEN SCORING 40+ POINTS	1-0
WHEN RUSHING FOR < 100 YARDS	0-3
WHEN RUSHING FOR 100+ YARDS	2-2
WHEN RUSHING FOR 200+ YARDS	2-0
WHEN PASSING FOR 200+ YARDS	0-0
WHEN PASSING FOR 250+ YARDS	0-3
WHEN PASSING FOR 300+ YARDS	0-1
WHEN TOTALING < 300 YDS TOTAL OFFENSE	1-2
WHEN GAINING 300+ YDS TOTAL OFFENSE	3-3
WHEN HAVING NO TURNOVERS	1-0
WHEN HAVING LESS THAN 3 TURNOVERS	3-3
WHEN HAVING 3 OR MORE TURNOVERS	0-2
WHEN HAVING MORE THAN 30:00 TOP	3-3
WHEN HAVING LESS THAN 30:00 TOP	1-2

## DEFENSE

WHEN ALLOWING LESS THAN 20 POINTS	2-0
WHEN ALLOWING 20+ POINTS	1-2
WHEN ALLOWING 30+ POINTS	1-3
WHEN ALLOWING < 100 YDS RUSHING	2-0
WHEN ALLOWING 100+ YDS RUSHING	2-4
WHEN ALLOWING 200+ YDS RUSHING	0-1
WHEN ALLOWING < 200 YARDS PASSING	3-1
WHEN ALLOWING 200+ YARDS PASSING	0-2
WHEN ALLOWING 250+ YARDS PASSING	0-2
WHEN ALLOWING 300+ YARDS PASSING	1-0
WHEN ALLOWING < 300 YDS TOTAL OFFENSE	1-1
WHEN ALLOWING 300+ YDS TOTAL OFFENSE	3-4
WHEN HAVING NO TAKEAWAYS	1-1
WHEN HAVING 3 OR LESS TAKEAWAYS	3-4

## MINER NOTABLES

## FIRST PICK IS A BIG PICK FOR ILIJAH

Redshirt freshman CB **Ilijah Johnson's** first career interception couldn't have happened at the right time. Charlotte, which got within six points, got the ball back at the CLT36 with 1:26 left in the game. But Johnson was in the right place when Charlotte QB Chris Reynolds went deep on the first play only for Johnson to end up with the ball and victory.

## THE BREAKUP

**Ilijah Johnson** tallied his first career pass breakups – three of them versus rival NM State and matched that number in an upset victory against Boise State on Sept. 23 in his third consecutive start. He broke up a pass on a third-and-19 that forced the Broncos to punt in the third quarter. That breakup led to PR/WR **Marcus Bellon's** 47-yard punt return for a TD. Against NM State, Johnson came up with back-to-back breakups late in the second quarter on a second-and-6 and third-and-6 to force a punt.

## TY'REKE'S CAREER DAY

Redshirt senior S **Ty'reke James** recorded his first career forced fumble and fumble recovery (returned 26 yards) in UTEP's win over FAU on Oct. 22. James added a career-high seven tackles against the Owls. James's previous high was five tackles done twice (last being at Charlotte).

## BEST EFFORT IN EIGHT SEASONS

The UTEP defense allowed only 177 yards of total offense during its upset win over heavily-favored Boise State. It was the least yards allowed since Oct. 25, 2014, at UTSA (70 yards).

## TACKLING BEHIND THE LINE OF SCRIMMAGE

UTEP ranks tied second (UTSA) in Conference USA with 63.0 tackles for loss. The Miners rank tied second in TFL/game (6.3). UTEP has three players who rank in the top 10 in C-USA in tackles for loss. LB **Cal Wallerstedt** (11.0) ranks tied third, DE **Jadrian Taylor** (10.0) ranks fifth and S **Kobe Hylton** (8.0) ranks tied ninth. LB **Tyrice Knight** ranks 16th (6.5) and DE **Praise Amaewhule** (5.5) ranks tied 19th.

## BALL CONTROL

UTEP ranks first in Conference USA and 15th nationally in time of possession (32:44). Air Force leads FBS (35:51).

## GAVIN GETTING TO THE POINT

**Gavin Baechle** also ranks fifth in C-USA with 82 total points (20 FG, 22 XP). Baechle's 8.2 points per game ranks tied fourth in C-USA.

## GAVIN'S CAREER POINTS

**Gavin Baechle** tallied a season-high 12 points (3 FG, 3 XP) at Rice. Baechle has 269 career points and ranks second on the program's all-time points list for kickers only. **Reagan Schneider** leads the all-time list (287).

## BAECHLE'S PATS

**Gavin Baechle** made three extra point at Rice. He's tallied 22 extra points in 2022, giving him 101 in his career and ranking third on the program's all-time PATS' list. **Reagan Schneider** and **Jay Mattox** rank tied for first with 137 career PATS.

## FIRST WALK-OFF WIN SINCE 2010

**Gavin Baechle** hit a game-winning 27-yard field goal to clip FAU 24-21 on Oct. 22. It was the first walk-off victory since Sept. 25, 2010 when **Dakota Warren** hit an 18-yard FG to defeat Memphis 16-13 in the Sun Bowl.

## IT'S BEEN A WHILE

**Gavin Baechle** became the first UTEP kicker since 2010, to make two field goals of at least 48 yards or more in the same game. Baechle hit a 48-yard attempt in the second quarter at no. 9 OU, while making a ca-

reer-long 54-yard FG against the Sooners. The previous Miner to do so was **Dakota Warren**, who connected on FGs of 55 and 50 yards against Memphis on Sept. 25, 2010.

## BAECHLE'S CAREER LONG

**Gavin Baechle** nailed a career-long 54-yard field at no. 9 OU in the fourth quarter on Sept. 3. Baechle's previous long was a 50-yard make on Nov. 30, 2019, against Rice.

## THE PUNTER FROM DOWN UNDER

Sophomore P **Joshua Sloan** is averaging 44.3 yards per punt, ranking third in Conference USA. He's booted 38 punts (1692 yards) this season. It's a great improvement from his previous two seasons. Sloan averaged 39.1 yards per game in 2020 and improved that to a 39.5 average. Overall, this season, Sloan has placed six inside the 20-yard line and has booted four 50+ yard punts. His long this season is 64 yards against NM State.

## SLOAN NAMED TO RAY GUY WATCH LIST

**Joshua Sloan** was named to the Ray Guy Award Watch List. The Ray Guy Award- named for football's premier punter- honors the nation's best collegiate punter. The Augusta Sports Council (ASC) created the award in 2000.

## ELECTRIC RETURN

Sophomore PR/WR **Marcus Bellon** changed the complexity during UTEP's upset win over heavily-favored Boise State on Sept. 23. The Miners harassed the Broncos' offense all night and forced it to punt late in the third quarter. Bellon responded with a 47-yard punt return for his first touchdown in a UTEP uniform. The big return gave UTEP a 20-10 lead at that point. Bellon ranks third in Conference USA with 6.4 average on 15 returns (96 yards). He's the only C-USA player to return a punt for a score.

## MORE ON THE PUNT RETURN HEARD AROUND THE 915

**Marcus Bellon** took back a punt to pay dirt against Boise State, making it UTEP's first punt return for a touchdown since Sept. 19, 2015, at NM State when **Jaquan White** took one back 64 yards to the end zone. Prior to White, 2022 UTEP Athletics Hall of Fame inductee **Johnnie Lee Higgin's** returned a pair of punts for TD's in 2006.

## UP NEXT

UTEP will close out the regular season at UTSA on Nov. 26. The Miners and Roadrunners are set for a 1:30 p.m. MT/2:30 CT kick.

2022 C-USA  
PLAYERS OF THE WEEK

**GAVIN BAECHLE | PUNTER | Special Teams Player of the Week [SEPT. 12]**

Numbers vs. NM State:

2-2 FG | 2-2 PATs - 8 points

**MARCUS BELLON | PR/WR | Special Teams Player of the Week [SEPT. 26]**

Numbers vs. Boise State:

2 ret., 57 yards, 1 TD [47-yard return for a TD in 3rd quarter]

**GAVIN BAECHLE | PUNTER | Special Teams Player of the Week [OCT. 3]**

Numbers at Charlotte:

2-2 FG | 5-5 PATs - 11 points

**GAVIN BAECHLE | PUNTER | Special Teams Player of the Week [OCT. 24]**

Numbers vs. Florida Atlantic:

3-3 FG | 1-1 PATs - 10 points (hit 27-yard walk-off FG)

# UTEP HEAD COACH



## DANA DIMEL

KANSAS STATE '86

FIFTH SEASON AT UTEP  
11<sup>TH</sup> SEASON AS A HEAD COACH

Dana Dimel was named the 26th head coach in UTEP football history by Director of Athletics Jim Senter on Dec. 6, 2017. He enters his fifth season as UTEP head coach and his 11th season overall as a head coach in 2022.

His first three seasons were all about laying the foundation for the revival of UTEP Football. The Miners experienced a wealth of success, finishing the campaign with a 7-6 overall record in 2021 – the first winning season in seven years. UTEP advanced to the PUBG MOBILE New Mexico Bowl against Mountain West program Fresno State. Wide receiver Jacob Cowing and defensive end Praise Amaewhule were selected as first team All-Conference USA performers, while linebacker Breon Hayward was selected second team All-C-USA.

The Miners opened the campaign with a convincing victory at NM State, defeating the Aggies 30-3. The triumph halted a three-game losing streak against the I-10 rival. UTEP proceeded to a 2-0 record after beating Bethune-Cookman, 38-28, in the Sun Bowl. After a setback at Boise State, the Miners went a four-game winning streak – defeating New Mexico (20-13), Old Dominion (28-21), Southern Miss (26-14) and LA Tech (19-3). The victory against the Bulldogs was the first for the Miners since 2004, and first win against LA Tech in El Paso since 1939. The Miners' 6-1 start was the first since 2005. UTEP won game no. 7 on 'Senior Day' against Rice, 38-28, to clinch a winning campaign.

The Miners averaged 392.0 yards of total offense in 2021, the most since the 2009 season and second most in program history.

UTEP averaged over 140 yards on the ground, led by Ronald Awatt's 844 yards and six scores. Deion Hankins also rushed for six touchdowns in 2021, while gaining 458 yards.

The Miners averaged 252.5 yards passing per game, led by Gavin Hardison. The redshirt junior QB ranked third in Conference USA in passing yards per game (247.9), while tossing for 18 scores and 3,217 yards (fifth-most passing yards during a single season in program history). He was named honorable mention All-C-USA. Hardison was the first UTEP signal caller since 2009 to throw for over 3,000 yards in a season, while his TD tosses were the most since 2010. UTEP liked to air it out, ranking first in C-USA and third nationally in passing yards per completion (16.4).

Hardison played behind an O-line that ranked tied for third in Conference USA in sacks allowed per game (1.46), while ranking tied for 21st nationally.

Cowing had a prolific 2021 season. His career-high 1,354 yards receiving ranked second on the program's single-season list, while he also became the first Miner since 2010 to gain over 1,000 yards. Cowing's eight 100-yard games were the most by a Miner since 1965. Cowing added seven receiving touchdowns and a 53-yard rushing score.

Justin Garrett also produced career numbers during the 2021 campaign. He set career bests in re-

ceiving yards (685), receptions (50), yards per catch (13.7) and touchdowns (four) in his final season at UTEP.

Tyrin Smith, UTEP's third option at WR, put up solid numbers. The transfer from Cisco College gained 570 yards on 33 receptions (17.3 avg.) and found pay dirt four times in his first season as a Miner.

UTEP's starting tight end Trent Thompson scored four touchdowns, including a 51-yard score at the New Mexico Bowl. Thompson caught nine passes for 133 yards during the season.

Rey Flores, an El Paso product from Ysleta High School, gained 334 all-purpose yards. The running back/wide receiver rushed for 130 yards and tallied 204 receiving yards on 13 catches (15.7 avg.). He added a two-point conversion at UAB.

UTEP ranked 18th nationally in time of possession (31:51). The Miners' red zone offense (85.0 percent) ranked third in C-USA.

UTEP ranked second in Conference USA in total defense (348.8) – the highest ranking in total defense in 12 seasons. The Miners ranked fourth in the league in scoring defense (25.2), their highest standing since 2012, while it was the fewest points yielded by a UTEP defense since 2004 (25.1 avg.). The Miners' rushing defense (138.6 ypg) ranked fifth in C-USA, while their third-down conversion percentage defense (32.6) ranked second in C-USA and 12th nationally.

UTEP's defense harassed signal callers with 25 sacks during the 2021 season, the most since 2014. Jadrian Taylor, a 2021 honorable mention All-Conference USA defensive end, led the Miners with 6.5 sacks, and ranked sixth in C-USA. Amaewhule tallied 5.5 sacks to rank second on the squad. Amaewhule, who was named first team All-C-USA, also led the Miners in tackles for loss (13.0), quarterback hurries (10) and forced fumbles (three).

The Miners' passing defense ranked third in C-USA, giving up only 210.0 yards per game. It was the highest ranking by a UTEP pass defense since 2016. UTEP picked off eight passes, the most since 2014. Dyvonne Inyang led the squad with three interceptions, while Dennis Barnes picked off two passes. Both were named honorable mention All-C-USA.

A pair of UTEP linebackers tallied over 100 tackles each. Hayward (108 tackles) and Tyrice Knight (102 tackles) accomplished the feat for the first time since the 2005 season. Hayward added a defensive touchdown at Southern Miss on a fumble forced by Amaewhule.

Defensive tackles Keenan Stewart and Kelton Moss were tabbed honorable mention All-C-USA after combining for 58 tackles, 8.0 tackles for loss and a QB hurry each. Stewart registered 2.0 sacks on the season while Moss recorded a key fumble recovery during UTEP's come-from-behind win against rival New Mexico.

In 2020, the Miners began to see results, as they tripled their win total while putting a much more talented and competitive product on the field. Two

Miners -- Amaewhule and Cowing -- earned second team All-League honors, and two others -- offensive lineman Jeremiah Byers and running back Hankins -- were tabbed to the C-USA All-Freshman Team. Amaewhule ranked second in C-USA and 13th nationally in sacks (0.88 per game), and Cowing was second in C-USA in receiving yards per game (86.4). Hankins set UTEP freshman records for rushing yards (592) and rushing touchdowns (nine). He was third in C-USA in rushing touchdowns, and fifth in rushing yards per game (84.6).

A trio of talented underclassmen -- Cowing, Hankins and Hardison (1,419 yards passing in seven games) -- spearheaded the Miner offense in 2020, while Garrett chipped in with 38 catches for 510 yards. Meanwhile, the UTEP defense was also vastly improved from 2019, as Amaewhule led a unit that produced 47 tackles for losses and 13 sacks in the shortened campaign.

In 2019, Cowing led all Conference USA freshmen with 550 receiving yards. Cowing and Garrett both came on strong to conclude the campaign with 441 and 370 receiving yards respectively over the final six games. Cowing wasn't the only true freshman to make his mark in C-USA in 2019. Amaewhule was tabbed to the league's All-Freshman Team after tying for the team lead in tackles for losses (5.5) and sacks (three).

In 2018, Dimel led the Miners to their first victory in two years -- a 34-26 triumph at Rice. Dimel's first UTEP team featured second team All-Conference USA graduate transfer linebacker A.J. Hotchkins, who tied for the league lead with 126 tackles and finished 17th nationally in tackles per game (10.5). The 2019 Miners had two second team All-Conference performers in senior defensive end Denzel Chukwukelu, who tied for the team lead in tackles for losses (5.5) and sacks (three), and senior center Derron Gatewood, who made a productive return to the starting lineup after missing the entire 2018 campaign due to injury.

Numerous Miners have garnered honorable mention All-Conference USA accolades under Dimel, including defensive back Nik Needham in 2018. Needham finished his career as UTEP's all-time leader in pass breakups (33) and is currently with the Miami Dolphins.

Dimel was previously the head coach at the University of Wyoming and the University of Houston. He served as the offensive coordinator, running backs coach and tight ends coach at his alma mater, Kansas State University, from 2009-17. He also spent three seasons on the staff at the University of Arizona.

Dimel completed his third tour of duty with the Wildcats, including a year (2005) continuing work on his graduate degree. Working under legendary coach Bill Snyder, he was a part of 12 bowl teams during 19 seasons in Manhattan. The Wildcats posted an 11-win season (2012), two 10-win campaigns (1995, 2011) and five nine-win seasons (1993, 1994, 1996,

# UTEP HEAD COACH

2014, 2016) during that span, and finished in the top-18 of the national poll on three occasions (2011, 2012, 2014). They won the Big 12 championship in 2012.

Dimel compiled the most wins of any active offensive coordinator in college football from 2011-17 (61), and was a part of eight straight bowl appearances including in 2017. The 2016 Wildcats defeated Texas, Texas A&M, Texas Tech, Baylor and TCU. With Dimel calling the plays over seven seasons, the Wildcats averaged 33.4 points per game and 6.2 yards per play. They ranked third nationally in fewest turnovers per game behind LSU and Alabama from 2011-17.

During Dimel's tenure as offensive coordinator, Kansas State routinely ranked among the nation's best teams in red zone and third down efficiency. In 2016, Kansas State rated 10th in the country in red zone offense and 22nd in third down conversions behind a rushing attack that rated third-best in the Wildcat record book (3,013 yards).

In 2014, Kansas State led the nation in scoring efficiency (scoring drives/total drives), while the Wildcats ranked 11th in the country in team passing efficiency, 14th in red zone offense, 16th in passing offense and 24th in scoring offense. K-State was also 25th in third down conversions and 12th in fourth down conversions while shattering the school record for passing yards (3,736) and completion percentage (65.3). The Wildcats tallied 5,481 yards of offense (fourth in the school record book) and 465 points (sixth).

Dimel's play calling helped wide receiver Tyler Lockett leave K-State with the school's career receptions, receiving yards and receiving touchdown records, while quarterback Jake Waters broke the school marks for single-season passing yards (3,501) and total offensive yards (3,985).

Dimel's units found success again in 2013 as K-State rated eighth nationally in yards per completion and 13th in passing efficiency, while the Wildcats ranked fifth and third in school history in those respective categories. One of the best offenses in the nation on third downs (No. 13) and inside the red zone (No. 27), K-State ranked in the top-10 in school history in yards per play (second), total yards (fifth), passing yards (fifth) and points (eighth). John Hubert concluded his career as the Wildcats' no. 2 all-time leading rusher with 2,993 yards.

The 2012 season was another banner year on offense as Dimel co-coordinated an offense that finished in the top-25 nationally in nearly 10 categories, including a ninth-place ranking in yards per attempt, 11th in scoring offense and 13th in yards per completion. That year Dimel coached Heisman Trophy finalist Collin Klein, who passed for 2,641 yards and 16 touchdowns while rushing for 920 yards and 23 scores.

In 2011, Dimel led a rushing offense that saw Klein set a new Big 12 record and NCAA record by a quarterback with 27 rushing touchdowns while surpassing the 1,000-yard rushing mark on the season.

In 2010, the Wildcat offense ranked third in the Big 12 and in the top-25 nationally at 33.6 points per game. K-State was also ranked among the top-10 teams in the country in total red zone efficiency and No. 1 in touchdown percentage in the red zone.

In 2009 and 2010, Dimel had the charge of molding a former community college quarterback into a physical running back in the Big 12 Conference. That player was Daniel Thomas, and 2,850 yards and 30 touchdowns later, Thomas left Kansas State as a two-time Big 12 rushing champion, an All-American and the school's no. 3 all-time rusher.

Dimel started his career at K-State as a graduate assistant from 1987-88 prior to being elevated to offensive line coach in 1989. He took over as offensive coordinator in 1995. Overall Dimel spent 10 seasons in Manhattan (1987-96) prior to accepting the head coaching position at Wyoming. At the time of his hire, he was the youngest Division I-A head coach in the nation at the age of 34.

Wyoming's three seasons at Wyoming (1997-99) produced a record of 22-13, with one eight-win sea-

son (1998, 8-3) and two seven-win campaigns (1997, 7-6 and 1999, 7-4). The Cowboys posted a combined conference mark of 14-9 while splitting time in the Western Athletic Conference (1997-98) and the Mountain West Conference (1999). In 1998, Wyoming was 6-2 in the WAC's Mountain Division, good for a second-place finish. Dimel coached three Academic All-Americans at Wyoming.

Dimel spent 2000-02 as the head coach at Houston. Spearheading a major rebuilding effort, he led the Cougars to five wins in 2002 following a 0-11 campaign in 2001. In Dimel's final game with the Cougars, Houston upset conference champion Louisville. Dimel brought in the top-ranked recruiting class in Conference USA in both 2001 and 2002 and coached Joffrey Reynolds, who broke the C-USA season rushing record with 1,545 yards.

He continued work on his graduate degree at Kansas State in 2005 prior to taking over as Arizona's tight ends coach and, eventually, run game coordinator from 2006-08. In 2008, he added running backs to his list of responsibilities as he was promoted to Associate Head Coach with the Wildcats. The 2008 Arizona squad finished 8-5 while posting a bowl victory (Las Vegas Bowl) for the first time in 10 years. Among Dimel's protégés at Arizona was Rob Gronkowski, who emerged as one of the top tight ends in NFL history with the New England Patriots.

During his initial tenure at K-State, Dimel coordinated an offense that established school records for touchdowns, points and yards in 1995. He mentored 11 offensive linemen who went on to sign NFL contracts over those 10 years, while he was also instrumental in developing All-Americans Barrett Brooks, Jim Hmielewski and Quentin Neujahr.

During his career as a head or assistant coach, Dimel has coached 37 players who have gone on to play in the NFL.

Dimel was a two-year letterman as an offensive lineman at Kansas State. He was a member of the Wildcats' All-Decade Team for the 1980's. He signed a free agent contract with the Minnesota Vikings and attended training camp in 1987.

He received a Bachelor of Arts degree in Marketing from Kansas State in 1986.

Dimel and his wife, Julie, have a son, Winston and a daughter, Josey. His son was a graduate transfer fullback on the UTEP foot-ball team in 2018. He previously played at Kansas State, scoring 25 touchdowns and earning All-Big 12 honors three times. Winston is currently an Offensive Graduate Assistant with the Miners.

## DIMEL FILE

### Personal

**Hometown:** Columbus, Ohio

### Education

**College:** Kansas State

### Playing Experience

**1983-84:** Hutchinson CC

**1985-86:** Kansas State

### Coaching Experience

**2018-Present:** UTEP

Head Coach

**2011-17:** Kansas State

Co-Offensive Coordinator

**2009-10:** Kansas State

Co-Offensive Line Coordinator

**2007-08:** Arizona

Assistant Head Coach

**2006:** Arizona

Assistant Coach

**2000-02:** Houston

Head Coach

**1997-99:** Wyoming

Head Coach

**1995-96:** Kansas State

Offensive Coordinator

**1993-94:** Kansas State

Run Game Coordinator

**1989-92:** Kansas State

Assistant Coach

**1987-88:** Kansas State

Graduate Assistant



# 2022 STATISTICS

	UTEP	OPP
<b>Scoring</b>	<b>222</b>	<b>284</b>
Points per game	22.2	28.4
Points Off Turnovers	38	58
<b>First Downs</b>	<b>197</b>	<b>200</b>
Rushing	79	83
Passing	103	95
Penalty	15	22
<b>Rushing Yardage</b>	<b>1418</b>	<b>1526</b>
Yards gained rushing	1673	1778
Yards lost rushing	255	252
Rushing attempts	361	348
Average per rush	3.9	4.4
Average per game	141.8	152.6
TDs Rushing	9	13
<b>Passing Yardage</b>	<b>2177</b>	<b>2126</b>
Comp-Att-Int	178-337-10	158-273-4
Average per pass	6.5	7.8
Average per catch	12.2	13.5
Average per game	217.7	212.6
TDs Passing	11	20
<b>Total offense</b>	<b>3595</b>	<b>3652</b>
Total plays	698	621
Average per play	5.2	5.9
Average per game	359.5	365.2
<b>Kick returns: #-Yards</b>	<b>17-280</b>	<b>14-306</b>
<b>Punt returns: #-Yards</b>	<b>15-96</b>	<b>14-116</b>
<b>Int returns: #-Yards</b>	<b>4--2</b>	<b>10-151</b>
<b>Kick return average</b>	<b>16.5</b>	<b>21.9</b>
<b>Punt return average</b>	<b>6.4</b>	<b>8.3</b>
<b>Int return average</b>	<b>-0.5</b>	<b>15.1</b>
<b>Fumbles-Lost</b>	<b>15-8</b>	<b>19-11</b>
<b>Penalties-Yards</b>	<b>64-574</b>	<b>61-544</b>
Average per game	57.4	54.4
<b>Punts-Yards</b>	<b>39-1713</b>	<b>41-1725</b>
Average per punt	43.9	42.1
Net punt average	39.1	38.3
<b>Kickoffs-Yards</b>	<b>50-3183</b>	<b>57-3623</b>
Average per kick	63.7	63.6
Net kick average	40.6	41.7
<b>Time of possession / game</b>	<b>32:44</b>	<b>26:52</b>
<b>3rd-down conversion</b>	<b>54/143</b>	<b>44/119</b>
3rd-down pct	38%	37%
<b>4rd-down conversion</b>	<b>15/27</b>	<b>9/12</b>
4rd-down pct	56%	75%
<b>Sacks by-Yards</b>	<b>22-147</b>	<b>23-199</b>
<b>Misc Yards</b>	<b>0</b>	<b>0</b>
<b>Touchdowns scored</b>	<b>23</b>	<b>36</b>
<b>Field goals - attempts</b>	<b>20-21</b>	<b>11-16</b>
<b>On-Side kicks</b>	<b>0-0</b>	<b>0-0</b>
<b>Red-zone scores</b>	<b>(25-30) 83%</b>	<b>(33-41) 80%</b>
<b>Red-zone touchdowns</b>	<b>(12-30) 40%</b>	<b>(24-41) 59%</b>
<b>PAT-attempts</b>	<b>(22-22) 100%</b>	<b>(33-35) 94%</b>
<b>2-point conversion-attempts</b>	<b>(1-1) 100%</b>	<b>(1-1) 100%</b>
<b>Attendance</b>	<b>104046</b>	<b>142690</b>
Games / Avg per game	5/20809	5/28538
Neutral site games	-	0/0

**Score by Periods**

Team	1st	2nd	3rd	4th	OT	TOT
UTEP	23	97	34	68	0	222
Opponents	81	58	76	69	0	284

# 2022 STATISTICS

## Rushing

Player	gp	att	gain	loss	net	avg	td	lg	avg/g
Deion Hankins	10	119	597	8	589	4.9	3	72	58.9
Ronald Awatt	10	133	595	24	571	4.3	2	36	57.1
Gavin Hardison	10	66	273	197	76	1.2	1	29	7.6
Reynaldo Flores	10	14	74	0	74	5.3	2	19	7.4
Calvin Brownholtz	8	14	77	8	69	4.9	1	25	8.6
Tyrin Smith	10	4	34	3	31	7.8	0	15	3.1
Walter Dawn Jr.	9	1	9	0	9	9.0	0	9	1.0
Cartraven Walker	2	2	9	0	9	4.5	0	7	4.5
Torrance Burgess Jr.	1	1	5	0	5	5.0	0	5	5.0
Kelly Akharaiyi	10	1	0	6	-6	-6.0	0	0	-0.6
Team	10	6	0	9	-9	-1.5	0	0	-0.9
<b>Total</b>	<b>10</b>	<b>361</b>	<b>1673</b>	<b>255</b>	<b>1418</b>	<b>3.9</b>	<b>9</b>	<b>72</b>	<b>141.8</b>
<b>Opponents</b>	<b>10</b>	<b>348</b>	<b>1778</b>	<b>252</b>	<b>1526</b>	<b>4.4</b>	<b>13</b>	<b>46</b>	<b>152.6</b>

## Passing

Player	gp	effc	comp-att-int	pct	yds	td	lg	avg/g
Gavin Hardison	10	113.0	164-315-8	52.1	2044	11	76	204.4
Calvin Brownholtz	8	100.8	14-21-2	66.7	133	0	36	16.6
Team	10	0.0	0-1-0	0.0	0	0	0	0.0
<b>Total</b>	<b>10</b>	<b>111.9</b>	<b>178-337-10</b>	<b>52.8</b>	<b>2177</b>	<b>11</b>	<b>76</b>	<b>217.7</b>
<b>Opponents</b>	<b>10</b>	<b>144.5</b>	<b>158-273-4</b>	<b>57.9</b>	<b>2126</b>	<b>20</b>	<b>75</b>	<b>212.6</b>

## Receiving

Player	gp	no.	yds	avg	td	lg	avg/g
Tyrin Smith	10	62	882	14.2	5	76	88.2
Reynaldo Flores	10	45	490	10.9	1	38	49.0
Kelly Akharaiyi	10	16	158	9.9	0	23	15.8
Jeremiah Ballard	10	10	118	11.8	1	42	11.8
James Tupou	10	9	108	12.0	1	24	10.8
Trent Thompson	10	8	147	18.4	2	44	14.7
Walter Dawn Jr.	9	6	30	5.0	0	15	3.3
Ronald Awatt	10	6	76	12.7	0	34	7.6
Deion Hankins	10	4	42	10.5	0	16	4.2
Jostein Clarke	4	4	28	7.0	0	13	7.0
Marcus Bellon	10	4	73	18.3	1	52	7.3
Zach Fryar	9	2	20	10.0	0	15	2.2
Luke Soto	7	1	21	21.0	0	21	3.0
<b>Total</b>	<b>10</b>	<b>177</b>	<b>2193</b>	<b>12.4</b>	<b>11</b>	<b>76</b>	<b>219.3</b>
<b>Opponents</b>	<b>10</b>	<b>158</b>	<b>2121</b>	<b>13.4</b>	<b>20</b>	<b>75</b>	<b>212.1</b>

## Punt Returns

Player	no.	yds	avg	td	lg
Marcus Bellon	15	96	6.4	1	47
<b>Total</b>	<b>15</b>	<b>96</b>	<b>6.4</b>	<b>1</b>	<b>47</b>
<b>Opponents</b>	<b>14</b>	<b>116</b>	<b>8.3</b>	<b>0</b>	<b>32</b>

## Interceptions

Player	no.	yds	avg	td	lg
Ilijah Johnson	2	0	0.0	0	0
Ty'Reke James	1	0	0.0	0	0
Tyrice Knight	1	-2	-2.0	0	0
<b>Total</b>	<b>4</b>	<b>-2</b>	<b>-0.5</b>	<b>0</b>	<b>0</b>
<b>Opponents</b>	<b>10</b>	<b>151</b>	<b>15.1</b>	<b>3</b>	<b>72</b>

## Kick Returns

Player	no.	yds	avg	td	lg
Walter Dawn Jr.	11	183	16.6	0	32
Marcus Bellon	4	70	17.5	0	20
Reynaldo Flores	1	18	18.0	0	18
Tyrin Smith	1	9	9.0	0	9
<b>Total</b>	<b>17</b>	<b>280</b>	<b>16.5</b>	<b>0</b>	<b>32</b>
<b>Opponents</b>	<b>14</b>	<b>306</b>	<b>21.9</b>	<b>0</b>	<b>31</b>

## Fumble Returns

Player	no.	yds	avg	td	lg
Jadrian Taylor	1	100	100.0	1	100
Ty'Reke James	1	26	26.0	0	26
Tyrice Knight	1	13	13.0	1	13
Josiah Allen	1	4	4.0	0	4
Praise Amaewhule	1	0	0.0	0	0
Cal Wallerstedt	1	0	0.0	0	0
Tristin Tuialuuluu	1	0	0.0	0	0
Deylon Williams	1	0	0.0	0	0
Keenan Stewart	1	0	0.0	0	0
James Neal	1	0	0.0	0	0
Tevita Tafuna	1	0	0.0	0	0
<b>Total</b>	<b>11</b>	<b>143</b>	<b>13.0</b>	<b>2</b>	<b>100</b>
<b>Opponents</b>	<b>8</b>	<b>4</b>	<b>0.5</b>	<b>0</b>	<b>4</b>

# 2022 STATISTICS

## Scoring

Player	td	fg	PAT						pts
			kick	rush	rcv	pass	dxp	saf	
Gavin Baechle	-	20-21	22-22	-	-	-	-	-	82
Tyrin Smith	5	-	-	-	-	-	-	-	30
Reynaldo Flores	3	-	-	-	-	-	-	-	18
Deion Hankins	3	-	-	-	-	-	-	-	18
Trent Thompson	2	-	-	-	1	-	-	-	14
Ronald Awatt	2	-	-	-	-	-	-	-	12
Marcus Bellon	2	-	-	-	-	-	-	-	12
Calvin Brownholtz	1	-	-	-	-	-	-	-	6
James Tupou	1	-	-	-	-	-	-	-	6
Gavin Hardison	1	-	-	-	-	1	-	-	6
Tyrice Knight	1	-	-	-	-	-	-	-	6
Jadrian Taylor	1	-	-	-	-	-	-	-	6
Jeremiah Ballard	1	-	-	-	-	-	-	-	6
<b>Total</b>	<b>23</b>	<b>20-21</b>	<b>22-22</b>	<b>0</b>	<b>1</b>	<b>1</b>	<b>0</b>	<b>0</b>	<b>222</b>
<b>Opponents</b>	<b>36</b>	<b>11-16</b>	<b>33-35</b>	<b>0</b>	<b>1</b>	<b>1</b>	<b>0</b>	<b>0</b>	<b>284</b>

## Field Goals

Player	fg	pct.	01-19	20-29	30-39	40-49	50-99	lg	blk
Gavin Baechle	20-21	95.2	0-0	8-8	4-4	6-7	2-2	54	0
<b>Opponents</b>	<b>11-16</b>	<b>68.8</b>	<b>0-0</b>	<b>6-6</b>	<b>2-5</b>	<b>1-2</b>	<b>2-3</b>	<b>52</b>	<b>1</b>

## FG Sequence

Team Name	UTEP	Opponents
North Texas	41,(29),(26)	(28)
Oklahoma	(48),(54)	(22)
New Mexico St.	(29),(46)	37
New Mexico	(46)	30,(51),(37),31
Boise St.	(35),(25)	(24)
Charlotte	(22),(29)	
Louisiana Tech	(31)	(28),40,(52)
Fla. Atlantic	(29),(32),(27)	52
Middle Tenn.	(47),(47)	(23)
Rice	(46),(51),(32)	(43),(21),(38)

## All Purpose

Player	g	rush	rcv	pr	kr	ir	total	avg/g
Tyrin Smith	10	31	882	0	9	0	922	92.2
Ronald Awatt	10	571	76	0	0	0	647	64.7
Deion Hankins	10	589	42	0	0	0	631	63.1
Reynaldo Flores	10	74	490	0	18	0	582	58.2
Marcus Bellon	10	0	73	96	70	0	239	23.9
Walter Dawn Jr.	9	9	30	0	183	0	222	24.7
Kelly Akharaiyi	10	-6	158	0	0	0	152	15.2
Trent Thompson	10	0	147	0	0	0	147	14.7
Jeremiah Ballard	10	0	118	0	0	0	118	11.8
James Tupou	10	0	108	0	0	0	108	10.8
Gavin Hardison	10	76	0	0	0	0	76	7.6
Calvin Brownholtz	8	69	0	0	0	0	69	8.6
Jostein Clarke	4	0	28	0	0	0	28	7.0
Luke Soto	7	0	21	0	0	0	21	3.0
Zach Fryar	9	0	20	0	0	0	20	2.2
Cartraven Walker	2	9	0	0	0	0	9	4.5
Torrance Burgess Jr.	1	5	0	0	0	0	5	5.0
Tyrice Knight	10	0	0	0	0	-2	-2	-0.2
Team	10	-9	0	0	0	0	-9	-0.9
<b>Total</b>	<b>10</b>	<b>1418</b>	<b>2193</b>	<b>96</b>	<b>280</b>	<b>-2</b>	<b>3985</b>	<b>398.5</b>
<b>Opponents</b>	<b>10</b>	<b>1526</b>	<b>2121</b>	<b>116</b>	<b>306</b>	<b>151</b>	<b>4220</b>	<b>422.0</b>

## Total Offense

Player	g	plays	rush	pass	total	avg/g
Gavin Hardison	10	381	76	2044	2120	212.0
Deion Hankins	10	119	589	0	589	58.9
Ronald Awatt	10	133	571	0	571	57.1
Calvin Brownholtz	8	35	69	133	202	25.3
Reynaldo Flores	10	14	74	0	74	7.4
Tyrin Smith	10	4	31	0	31	3.1
Walter Dawn Jr.	9	1	9	0	9	1.0
Cartraven Walker	2	2	9	0	9	4.5
Torrance Burgess Jr.	1	1	5	0	5	5.0
Kelly Akharaiyi	10	1	-6	0	-6	-0.6
Team	10	0	-9	0	-9	-0.9
<b>Total</b>	<b>10</b>	<b>698</b>	<b>1418</b>	<b>2177</b>	<b>3595</b>	<b>359.5</b>
<b>Opponents</b>	<b>10</b>	<b>621</b>	<b>1526</b>	<b>2126</b>	<b>3652</b>	<b>365.2</b>

## Punting

Player	no.	yds	avg	lg	tb	fc	i20	50+	blk
Joshua Sloan	38	1692	44.5	64	3	13	12	9	0
Team	1	21	21.0	0	0	0	0	0	1
<b>Total</b>	<b>39</b>	<b>1713</b>	<b>43.9</b>	<b>64</b>	<b>3</b>	<b>13</b>	<b>12</b>	<b>9</b>	<b>1</b>
<b>Opponents</b>	<b>41</b>	<b>1725</b>	<b>42.1</b>	<b>60</b>	<b>3</b>	<b>15</b>	<b>14</b>	<b>8</b>	<b>0</b>

## Kickoffs

Player	no.	yds	avg	tb	ob	retn	net	ydln
Gavin Baechle	50	3183	63.7	29	0			
<b>Total</b>	<b>50</b>	<b>3183</b>	<b>63.7</b>	<b>29</b>	<b>0</b>	<b>14</b>	<b>40.6</b>	<b>24</b>
<b>Opponents</b>	<b>57</b>	<b>3623</b>	<b>63.6</b>	<b>39</b>	<b>0</b>	<b>18</b>	<b>41.7</b>	<b>23</b>

# 2022 STATISTICS

##	Player	gp	Tackles				Sacks	Pass defense			Fumbles		blkd	
			ua	a	tot	tfl/yds		no-yds	int-yds	brup	qbh	fr-yds	ff	kick
10	Tyrice Knight	10	45	41	86	6.5-23	1-9	1--2	5	3	1-13	2	.	.
30	Cal Wallerstedt	10	28	51	79	11-38	6.5-33	.	1	3	1-0	1	.	.
2	Kobe Hylton	10	46	33	79	8-32	0.5-4	.	1	5	.	2	1	.
3	Ty'Reke James	10	17	25	42	2.5-7	.	1-0	2	1	1-26	1	.	.
13	Dennis Barnes	10	25	15	40	2-3	.	.	5	1	.	.	1	.
11	Jadrian Taylor	10	18	17	35	10-66	8-63	.	5	3	1-100	2	.	.
9	Latrez Shelton	9	18	13	31	.	.	.	4	1	.	1	.	.
7	Kelton Moss	9	6	21	27	1.5-4	.	.	.	3	.	.	.	.
54	Keenan Stewart	10	4	17	21	3-4	.	.	.	7	1-0	.	1	.
32	Ilijah Johnson	10	11	9	20	1.5-2	.	2-0	6	.	.	1	.	.
23	Praise Amaewhule	10	9	11	20	5.5-25	2-18	.	1	7	1-0	1	.	.
21	Justin Prince	4	11	5	16	1.5-1	.	.	.	1	.	.	.	.
0	Maurice Westmoreland	10	3	12	15	.	.	.	.	1	.	.	.	.
22	Josiah Allen	9	10	3	13	0.5-3	.	.	.	.	1-4	.	.	.
48	Blake Thompson	9	3	10	13	.	.	.	1	.	.	.	.	.
15	Bryton Thompson	9	5	8	13	4-19	3.5-17	.	.	.	.	1	.	.
5	James Neal	4	5	7	12	.	.	.	.	.	1-0	.	.	.
50	Tevita Tafuna	10	1	11	12	1-4	.	.	1	.	1-0	.	.	.
42	Deylon Williams	10	4	5	9	0.5-1	.	.	.	1	1-0	.	.	.
1	Tyson Wilson	10	2	6	8	.	.	.	.	.	.	.	.	.
28	Darius Baptist	9	3	4	7	.	.	.	.	.	.	1	.	.
24	McKel Broussard	7	3	3	6	.	.	.	.	.	.	.	.	.
94	Jalen Rudolph	5	2	4	6	1.5-4	.	.	.	.	.	.	.	.
12	Trejon Hugue	6	2	4	6	.	.	.	.	.	.	.	.	.
4	Jerome Wilson Jr.	2	3	3	6	.	.	.	.	1	.	.	.	.
19	Deshaun Trotter	8	3	2	5	.	.	.	.	.	.	.	.	.
14	Amir Boyd-Matthews	2	2	2	4	.	.	.	.	.	.	.	.	.
99	Sione Tonga'uiha	9	1	3	4	1-4	0.5-3	.	.	.	.	.	.	.
6	Gary Theard	3	.	3	3	0.5-4	.	.	.	.	.	.	.	.
43	Osaiasi Taueli	8	2	1	3	.	.	.	.	.	.	.	.	.
16	Tyler Williams	10	1	1	2	.	.	.	.	.	.	.	.	.
44	Elijah Robinson	8	.	2	2	0.5-1	.	.	.	.	.	.	.	.
27	Davis Burns	10	1	.	1	.	.	.	.	.	.	.	.	.
35	Brady Wolfe	7	1	.	1	.	.	.	.	.	.	.	.	.
66	Justin Mayers	10	1	.	1	.	.	.	.	.	.	.	.	.
25	Joe Hagopian	6	.	1	1	.	.	.	.	.	.	.	.	.
84	Luke Soto	7	1	.	1	.	.	.	.	.	.	.	.	.
33	Deion Hankins	10	.	1	1	0.5-1	.	.	.	.	.	.	.	.
18	John Burriss III	4	1	.	1	.	.	.	.	.	.	.	.	.
54	Steven Hubbard	9	.	1	1	.	.	.	.	.	.	.	.	.
13	Joshua Sloan	10	1	.	1	.	.	.	.	.	.	1	.	.
45	Trent Thompson	10	1	.	1	.	.	.	.	.	.	.	.	.
37	Angelo Tejada	10	.	1	1	.	.	.	.	.	.	.	.	.
71	Tristin Tuialuuluu	9	.	.	.	.	.	.	.	.	1-0	.	.	.
<b>Totals</b>		<b>10</b>	<b>300</b>	<b>356</b>	<b>656</b>	<b>63-246</b>	<b>22-147</b>	<b>4--2</b>	<b>32</b>	<b>38</b>	<b>11-143</b>	<b>14</b>	<b>3</b>	<b>0</b>
Opponents		10	324	378	702	44-251	23-199	10-151	40	42	8-4	9	1	0

# 2022 START CHART

## OFFENSE

OPPONENT	LT	LG	C	RG	RT	WR	WR	TE/WR/RB	TE/FB/WR	RB	QB
North Texas*	Z. Henry	Mayers	Meyer	Klein	Byers	Flores	Smith	Dawn Jr.	Akharaiyi	Awatt	Hardison
at Oklahoma	Z. Henry	Mayers	Meyer	Klein	Byers	Flores	Smith	Dawn Jr.	Akharaiyi	Awatt	Hardison
NM State	Hubbard	Mayers	Mervin	Klein	Byers	Flores	Smith	Tupou	Akharaiyi	Awatt	Hardison
at New Mexico	Hubbard	Mayers	Meyer	Klein	Byers	Flores	Smith	Dawn Jr.	Akharaiyi	Awatt	Hardison
Boise State	Hubbard	Mayers	Meyer	Klein	Byers	Flores	Smith	Tupou	Ballard	Awatt	Hardison
at Charlotte*	Hubbard	Mayers	Meyer	Klein	Byers	Flores	Smith	Tupou	Thompson	Awatt	Hardison
at LA Tech*	Hubbard	Mayers	Meyer	Klein	Byers	Flores	Smith	Fryar	Thompson	Awatt	Hardison
Florida Atlantic*	Hubbard	Mayers	Meyer	Klein	Byers	Flores	Smith	Bellon	Akharaiyi	Awatt	Hardison
Middle Tennessee*	Hubbard	Mayers	Meyer	Klein	Byers	Flores	Smith	Tupou	Thompson	Awatt	Hardison
at Rice*	Hubbard	Mayers	Meyer	Klein	Byers	Flores	Smith	Tupou	Thompson	Awatt	Hardison
FIU*											
at UTSA*											

## DEFENSE

OPPONENT	DE	DT	DT	DE	LB	LB	CB	S	S	S	CB
North Texas*	Amaewhule	Stewart	Moss	Taylor	Knight	Wilson Jr.	Allen	Prince	Hylton	Barnes	Shelton
at Oklahoma	Amaewhule	Stewart	Moss	Taylor	Knight	Wilson Jr.	Allen	Wilson	Hylton	Barnes	Shelton
NM State	Amaewhule	Stewart	Moss	Taylor	Knight	Wallerstedt	Johnson	James	Hylton	Barnes	Shelton
at New Mexico	Amaewhule	Stewart	Bl. Thompson	Taylor	Knight	Wallerstedt	Johnson	James	Hylton	Barnes	Shelton
Boise State	Amaewhule	Stewart	Moss	Taylor	Knight	Wallerstedt	Johnson	James	Hylton	Barnes	Shelton
at Charlotte*	Amaewhule	Stewart	Moss	Taylor	Knight	Wallerstedt	Johnson	James	Hylton	Barnes	Shelton
at LA Tech*	Amaewhule	Stewart	Moss	Taylor	Knight	Wallerstedt	Johnson	Broussard	Hylton	Barnes	Shelton
Florida Atlantic*	Amaewhule	Stewart	Moss	Taylor	Knight	Wallerstedt	Johnson	James	Hylton	Barnes	Shelton
Middle Tennessee*	Amaewhule	Stewart	Moss	Taylor	Knight	Wallerstedt	Johnson	James	Hylton	Barnes	Shelton
at Rice*	Amaewhule	Stewart	Moss	Taylor	Knight	Wallerstedt	Johnson	James	Hylton	Barnes	Boyd-Matthews
FIU*											
at UTSA*											

# 2022 GAME-BY-GAME

## RUSHING GAME-BY-GAME

Player	No-Yds/TD	UNT	OU	NMSU	UNM	Boise	CLT	LATech	FAU	MTSU	Rice
Ronald Awatt	133-571/2	10-36/0	12-39/1	22-115/1	8-35/0	17-52/0	13-88/0	15-66/0	15-59/0	12-48/0	9-33/0
Deion Hankins	119-589/3	8-27/0	6-15/0	4-6/0	7-31/1	21-86/0	20-112/0	14-64/1	17-138/0	13-68/0	9-42/1
Gavin Hardison	66-76/1	10-29/0	7--34/0	4--11/0	3--25/0	7-20/0	5-50/0	7-29/0	8-22/1	9--15/0	6-11/0
Reynaldo Flores	14-74/2	-	-	-	-	9-41/1	1-3/0	2-22/1	-	-	2-8/0
Calvin Brownholtz	14-69/1	1-1/0	2-0/0	DNP	-	-	3-4/0	DNP	-	-	8-64/1
Tyrin Smith	4-31/0	1-14/0	-	-	1-5/0	-	-	-	1-15/0	-	1--3/0
Cartraven Walker	2-9/0	DNP	2-9/0	DNP	-	DNP	DNP	DNP	DNP	DNP	DNP
Walter Dawn Jr.	1-9/0	-	-	-	1-9/0	-	-	-	DNP	-	-
Torrance Burgess Jr.	1-5/0	DNP	1-5/0	DNP	DNP	DNP	DNP	DNP	DNP	DNP	DNP
Kelly Akharaiyi	1--6/0	-	1--6/0	-	-	-	-	-	-	-	-

## RECEIVING GAME-BY-GAME

Player	No-Yds/TD	UNT	OU	NMSU	UNM	Boise	CLT	LATech	FAU	MTSU	Rice
Tyrin Smith	62-882/5	7-127/1	8-71/0	4-56/1	8-183/0	2-25/0	4-106/2	6-48/0	7-70/0	10-117/1	6-79/0
Reynaldo Flores	45-490/1	8-122/0	7-76/0	4-38/0	3-36/0	2-17/0	3-31/0	6-73/0	6-48/1	3-31/0	3-18/0
Kelly Akharaiyi	16-158/0	3-29/0	4-36/0	-	3-27/0	-	1-6/0	1-18/0	-	3-22/0	1-20/0
Jeremiah Ballard	10-118/1	-	5-39/0	-	1-15/0	4-64/1	-	-	-	-	-
James Tupou	9-108/1	1-8/0	1-24/0	2-24/0	1-8/0	-	-	-	1-20/0	1-14/0	2-10/1
Trent Thompson	8-147/2	-	-	1-20/0	-	-	1-26/1	2-53/1	-	2-0/0	2-48/0
Ronald Awatt	6-76/0	1-1/0	1-11/0	1-15/0	-	1-9/0	-	-	2-40/0	-	-
Walter Dawn Jr.	6-30/0	1-6/0	2-9/0	-	3-15/0	-	-	-	DNP	-	-
Marcus Bellon	4-73/1	-	1-4/0	-	-	1-8/0	-	2-61/1	-	-	-
Deion Hankins	4-42/0	-	-	-	1-15/0	-	1-4/0	1-16/0	-	1-7/0	-
Jostein Clarke	4-28/0	DNP	1-13/0	DNP	DNP	DNP	DNP	3-15/0	DNP	-	-
Zach Fryar	2-20/0	-	1-5/0	-	-	-	-	1-15/0	-	-	DNP
Luke Soto	1-21/0	-	DNP	-	-	-	-	1-21/0	-	DNP	DNP

## PASSING GAME-BY-GAME

#2 Gavin Hardison	Comp	Att	Int	Pct	Yards	TD	Long	Sacked	Effic.
North Texas	21	48	0	43.8	293	1	49	1-5	101.9
Oklahoma	26	42	0	61.9	244	0	24	5-38	110.7
New Mexico St.	12	27	0	44.4	153	1	23	2-24	104.3
New Mexico	19	44	3	43.2	280	0	76	3-25	83.0
Boise St.	10	11	0	90.9	123	1	42	1-15	214.8
Charlotte	10	14	0	71.4	173	3	58	1-4	245.9
Louisiana Tech	23	51	3	45.1	320	2	52	1-11	99.0
Fla. Atlantic	16	26	1	61.5	178	1	34	2-16	124.0
Middle Tenn.	19	34	1	55.9	177	1	26	5-44	103.4
Rice	8	18	0	44.4	103	1	37	1-9	110.8
<b>Totals</b>	<b>164</b>	<b>315</b>	<b>8</b>	<b>52.1</b>	<b>2044</b>	<b>11</b>	<b>76</b>	<b>22-191</b>	<b>113.0</b>

#7 Calvin Brownholtz	Comp	Att	Int	Pct	Yards	TD	Long	Sacked	Effic.
Oklahoma	5	8	1	62.5	44	0	13	1-8	83.7
New Mexico	1	2	1	50.0	19	0	19	0-0	29.8
Middle Tenn.	1	1	0	100.0	14	0	14	0-0	217.6
Rice	7	10	0	70.0	56	0	36	0-0	117.0
<b>Totals</b>	<b>14</b>	<b>21</b>	<b>2</b>	<b>66.7</b>	<b>133</b>	<b>0</b>	<b>36</b>	<b>1-8</b>	<b>100.8</b>

# 2022 TEAM GAME-BY-GAME

Date	Opponent	Rushing				Receiving				Passing				Kick Returns				Punt Returns				tot off
		no.	yds	td	lg	no.	yds	td	lg	cmp-att-int	yds	td	lg	no.	yds	td	lg	no.	yds	td	lg	
08/27/2022	North Texas	30	107	0	14	21	293	1	49	21-48-0	293	1	49	1	22	0	22	0	0	0	0	400
09/03/2022	at Oklahoma	31	28	1	8	31	288	0	24	31-51-1	288	0	24	2	31	0	19	2	-2	0	2	316
09/10/2022	New Mexico St.	31	108	1	36	12	153	1	23	12-27-0	153	1	23	0	0	0	0	3	-3	0	1	261
09/17/2022	at New Mexico	21	54	1	10	20	299	0	76	20-46-4	299	0	76	2	36	0	22	3	41	0	34	353
09/23/2022	Boise St.	54	199	1	14	10	123	1	42	10-11-0	123	1	42	0	0	0	0	2	57	1	47	322
10/01/2022	at Charlotte	45	252	0	34	10	173	3	58	10-14-0	173	3	58	3	41	0	18	2	1	0	1	425
10/08/2022	at Louisiana Tech	38	181	2	19	23	320	2	52	23-51-3	320	2	52	3	58	0	32	0	0	0	0	501
10/22/2022	Fla. Atlantic	41	234	1	72	16	178	1	34	16-26-1	178	1	34	1	19	0	19	1	3	0	3	412
10/29/2022	Middle Tenn.	34	101	0	16	20	191	1	26	20-35-1	191	1	26	3	51	0	20	2	-1	0	0	292
11/03/2022	at Rice	36	154	2	25	14	175	1	37	15-28-0	159	1	37	2	22	0	14	0	0	0	0	313
<b>UTEP</b>		<b>361</b>	<b>1418</b>	<b>9</b>	<b>72</b>	<b>177</b>	<b>2193</b>	<b>11</b>	<b>76</b>	<b>178-337-10</b>	<b>2177</b>	<b>11</b>	<b>76</b>	<b>17</b>	<b>280</b>	<b>0</b>	<b>32</b>	<b>15</b>	<b>96</b>	<b>1</b>	<b>47</b>	<b>3595</b>
<b>Opponents</b>		<b>348</b>	<b>1526</b>	<b>13</b>	<b>46</b>	<b>158</b>	<b>2121</b>	<b>20</b>	<b>75</b>	<b>158-273-4</b>	<b>2126</b>	<b>20</b>	<b>75</b>	<b>14</b>	<b>306</b>	<b>0</b>	<b>31</b>	<b>14</b>	<b>116</b>	<b>0</b>	<b>32</b>	<b>3652</b>

## UTEP Averages

Games	Avg/ rush	Avg/ catch	Pass effic	KR avg	PR avg	All purpose avg/game	Total offense avg/game
10	3.9	12.4	111.9	16.5	6.4	398.5	359.5

Date	Opponent	Tackles			Sacks	Fumble	Pass Defense			blkd	PAT attempts			off				
		ua	a	total	tfl-yds	no-yds	ff	fr-yds	int-yds	qbh	brup	kick	kick	rush	rcv	saf	t/o	pts
08/27/2022	North Texas	40	24	64	7.0-15	0-0	0	1-0	0-0	2	2	0	1-1	0	0	0	3	13
09/03/2022	at Oklahoma	32	36	68	3.0-11	2-10	1	0-0	0-0	0	3	0	1-1	0	0	0	0	13
09/10/2022	New Mexico St.	30	32	62	6.0-13	2-8	2	2-0	1--2	4	6	1	2-2	0	0	0	7	20
09/17/2022	at New Mexico	32	48	80	13.0-34	2-9	1	1-0	1-0	1	2	0	1-1	0	0	0	7	10
09/23/2022	Boise St.	14	30	44	4.0-7	0-0	0	0-0	0-0	12	8	0	3-3	0	0	0	0	27
10/01/2022	at Charlotte	37	24	61	6.0-57	5-40	2	2-113	1-0	10	1	0	5-5	0	0	0	7	41
10/08/2022	at Louisiana Tech	30	30	60	5.0-26	2-16	2	2-4	0-0	4	3	2	4-4	0	0	0	7	31
10/22/2022	Fla. Atlantic	27	38	65	7.0-27	3-19	4	1-26	0-0	2	2	0	1-1	0	1	0	0	24
10/29/2022	Middle Tenn.	28	54	82	7.0-32	4-28	1	1-0	0-0	2	1	0	1-1	0	0	0	0	13
11/03/2022	at Rice	30	40	70	5.0-24	2-17	1	1-0	1-0	1	4	0	3-3	0	0	0	7	30
<b>UTEP</b>		<b>300</b>	<b>356</b>	<b>656</b>	<b>63.0-246</b>	<b>22-147</b>	<b>14</b>	<b>11-143</b>	<b>4--2</b>	<b>38</b>	<b>32</b>	<b>3</b>	<b>22-22</b>	<b>0</b>	<b>1</b>	<b>0</b>	<b>38</b>	<b>222</b>
<b>Opponents</b>		<b>324</b>	<b>378</b>	<b>702</b>	<b>44.0-251</b>	<b>23-199</b>	<b>9</b>	<b>8-4</b>	<b>10-151</b>	<b>42</b>	<b>40</b>	<b>1</b>	<b>33-35</b>	<b>0</b>	<b>1</b>	<b>0</b>	<b>58</b>	<b>284</b>

Date	Opponent	Punting										Field Goals			Kickoffs			
		no.	yds	avg	long	blkd	tb	fc	50+	i20	md-att	long	blkd	no.	yds	avg	tb	ob
08/27/2022	North Texas	1	45	45.0	45	0	0	0	0	1	2-3	29	0	4	260	65.0	3	0
09/03/2022	at Oklahoma	5	211	42.2	48	0	0	3	0	1	2-2	54	0	4	260	65.0	2	0
09/10/2022	New Mexico St.	6	298	49.7	64	0	1	1	2	1	2-2	46	0	5	325	65.0	5	0
09/17/2022	at New Mexico	3	146	48.7	56	0	1	1	1	0	1-1	46	0	2	130	65.0	2	0
09/23/2022	Boise St.	4	154	38.5	57	0	0	2	1	3	2-2	35	0	6	398	66.3	4	0
10/01/2022	at Charlotte	3	138	46.0	49	0	0	1	0	0	2-2	29	0	8	509	63.6	3	0
10/08/2022	at Louisiana Tech	2	68	34.0	43	0	0	0	0	0	1-1	31	0	5	291	58.2	1	0
10/22/2022	Fla. Atlantic	5	210	42.0	57	0	1	2	3	2	3-3	32	0	5	322	64.4	4	0
10/29/2022	Middle Tenn.	6	268	44.7	60	1	0	1	1	3	2-2	47	0	4	260	65.0	4	0
11/03/2022	at Rice	4	175	43.8	56	0	0	2	1	1	3-3	51	0	7	428	61.1	1	0
<b>UTEP</b>		<b>39</b>	<b>1713</b>	<b>43.9</b>	<b>64</b>	<b>1</b>	<b>3</b>	<b>13</b>	<b>9</b>	<b>12</b>	<b>20-21</b>	<b>54</b>	<b>0</b>	<b>50</b>	<b>3183</b>	<b>63.7</b>	<b>29</b>	<b>0</b>
<b>Opponents</b>		<b>41</b>	<b>1725</b>	<b>42.1</b>	<b>60</b>	<b>0</b>	<b>3</b>	<b>15</b>	<b>8</b>	<b>14</b>	<b>11-16</b>	<b>52</b>	<b>1</b>	<b>57</b>	<b>3623</b>	<b>63.6</b>	<b>39</b>	<b>0</b>

# UTEP INDIVIDUAL CAREER HIGHS

## KELLY AKHARAIYI (WR)

Receptions \_\_\_\_\_ 4, at OU (9/3/22)  
 Receiving yards \_\_\_\_\_ 36, at OU (9/3/22)  
 Long reception \_\_\_\_\_ 23, at UNM (9/17/22)  
 Rush attempts \_\_\_\_\_ 1, at OU (9/3/22)  
 Rush yards \_\_\_\_\_ -6, at OU (9/3/22)  
 Long rush \_\_\_\_\_ -6, at OU (9/3/22)

## PRAISE AMAEWHULE (DE)

Tackles \_\_\_\_\_ 8, vs. ODU (10/2/21)  
 Sacks \_\_\_\_\_ 3.5, at LA Tech (10/10/20)  
 Tackles for loss \_\_\_\_\_ 3.5, at LA Tech (10/10/20)  
 Forced fumbles \_\_\_\_\_ 1, 4x, last, vs. MT (10/29/22)  
 Fumbles recovered \_\_\_\_\_ 1, 2x, last vs. UNT (8/27/22)  
 Pass Breakups \_\_\_\_\_ 4, at LA Tech (10/10/20)  
 QB Hurries \_\_\_\_\_ 7, vs. UNM (9/25/21)

## JOSIAH ALLEN (CB)

Tackles \_\_\_\_\_ 6, vs. UNT (8/27/22)  
 Fumbles recovered \_\_\_\_\_ 1, at LA Tech (10/8/22)  
 Tackles for loss \_\_\_\_\_ 0.5, at LA Tech (10/8/22)

## RONALD AWATT (RB)

Points Scored \_\_\_\_\_ 6, 11x, last vs. NMSU (9/10/22)  
 Touchdowns \_\_\_\_\_ 1, 11x, last vs. NMSU (9/10/22)  
 Rush Attempts \_\_\_\_\_ 19, vs. Bethune (9/4/21)  
 Rushing Yards \_\_\_\_\_ 159, at USM (10/9/21)  
 Rushing TDs \_\_\_\_\_ 1, 11x, last vs. NMSU (9/10/22)  
 Long Rush \_\_\_\_\_ 74, vs. Rice (11/20/21)  
 Receptions \_\_\_\_\_ 2, 2x, last at UAB (11/27/21)  
 Receiving yards \_\_\_\_\_ 65, vs. Rice (11/20/21)  
 Long reception \_\_\_\_\_ 65, vs. Rice (11/20/21)  
 Total Offense Att. \_\_\_\_\_ 20, vs. Bethune (9/4/21)  
 Total Offense Yds. \_\_\_\_\_ 159, at USM (10/9/21)  
 All-Purpose Yards \_\_\_\_\_ 184, vs. Rice (11/20/21)  
 Tackles \_\_\_\_\_ 2, at LA Tech (10/20/18)

## GAVIN BAECHLE (K/P)

Points scored \_\_\_\_\_ 12, 2x, last at NM State (8/28/21)  
 Kick PATs \_\_\_\_\_ 5, 3x, last, vs. Rice (11/20/21)  
 Points by kicking \_\_\_\_\_ 12, 2x, last at NM State (8/28/21)  
 Field goals made \_\_\_\_\_ 3, 3x, last vs. FAU (10/22/22)  
 Field goal attempts \_\_\_\_\_ 3, 4x, last vs. FAU (10/22/22)  
 Long field goal \_\_\_\_\_ 54, at OU (9/3/22)

## JEREMIAH BALLARD (WR)

Points Scored \_\_\_\_\_ 6, vs. BSU (9/23/22)  
 Receptions \_\_\_\_\_ 5, at OU (9/3/22)  
 Receiving yards \_\_\_\_\_ 64, vs. BSU (9/23/22)  
 Receiving TDs \_\_\_\_\_ 1, vs. BSU (9/23/22)  
 Long reception \_\_\_\_\_ 42, vs. BSU (9/23/22)

## DARIUS BAPTIST (S)

Tackles \_\_\_\_\_ 3, at OU (9/3/22)

## DENNIS BARNES (CB)

Tackles \_\_\_\_\_ 7, 4x, last at UNM (9/17/22)  
 Tackles for loss \_\_\_\_\_ 2.5, vs. ODU (10/2/21)  
 Sacks \_\_\_\_\_ 1.0, vs. ODU (10/2/21)  
 QB Hurries \_\_\_\_\_ 1, vs. LA Tech (10/16/21)  
 Forced fumbles \_\_\_\_\_ 1, 2x, last at Boise State (9/10/21)  
 Fumbles recovered \_\_\_\_\_ 1, vs. ACU (9/19/20)  
 Pass Breakups \_\_\_\_\_ 2, 2x, last vs. BSU (9/23/22)  
 Interceptions \_\_\_\_\_ 1, 2x, last at USM (10/9/21)  
 Int. Ret. Yards \_\_\_\_\_ 27, vs. Bethune (9/4/21)  
 Blocked kick \_\_\_\_\_ 1, at LA Tech (10/8/22)

## MARCUS BELLON (WR/PR)

Points Scored \_\_\_\_\_ 6, 2x, last at LA Tech (10/8/22)  
 Receptions \_\_\_\_\_ 2, at LA Tech (10/8/22)  
 Receiving yards \_\_\_\_\_ 61, at LA Tech (10/8/22)  
 Receiving TDs \_\_\_\_\_ 1, at LA Tech (10/8/22)  
 Long reception \_\_\_\_\_ 52, at LA Tech (10/8/22)  
 Punt Returns \_\_\_\_\_ 3, 2x, last at UNM (9/17/22)  
 Punt Ret. Yards \_\_\_\_\_ 57, vs. BSU (9/23/22)  
 Long Punt Ret. \_\_\_\_\_ 47, vs. BSU (9/23/22)  
 Punt Ret. TD \_\_\_\_\_ 1, vs. BSU (9/23/22)  
 All-purpose yards \_\_\_\_\_ 61, at LA Tech (10/8/22)  
 KO Returns \_\_\_\_\_ 3, vs. MT (10/29/22)  
 KO Ret. Yards \_\_\_\_\_ 51, vs. MT (10/29/22)  
 Long KO Ret. \_\_\_\_\_ 20, vs. MT (10/29/22)

## AMIR BOYD-MATTHEWS (CB)

Tackles \_\_\_\_\_ 6, at Rice (11/3/22)

## MCKEL BROUSSARD (S)

Tackles \_\_\_\_\_ 4, at LA Tech (10/8/22)  
 QB Hurries \_\_\_\_\_ 1, vs. UNM (9/25/21)

## CALVIN BROWNHOLTZ (QB)

Points Scored \_\_\_\_\_ 12, 2x, last vs. Rice (11/20/21)  
 Touchdowns \_\_\_\_\_ 2, 2x, last vs. Rice (11/20/21)  
 Rush Attempts \_\_\_\_\_ 15, vs. UNT (12/11/20)  
 Rushing Yards \_\_\_\_\_ 114, vs. UNT (12/11/20)  
 Rush TD \_\_\_\_\_ 2, 2x, last vs. Rice (11/20/21)  
 Long Rush \_\_\_\_\_ 29, vs. UNT (12/11/20)  
 Pass attempts \_\_\_\_\_ 26, vs. UNT (12/11/20)  
 Pass completions \_\_\_\_\_ 10, vs. UNT (12/11/20)  
 Pass yards \_\_\_\_\_ 196, vs. UNT (12/11/20)  
 Pass yards \_\_\_\_\_ 196, vs. UNT (12/11/20)  
 Pass TD \_\_\_\_\_ 2, vs. UNT (12/11/20)  
 Long pass \_\_\_\_\_ 47, vs. Rice (12/11/20)  
 Total Offense Attempts \_\_\_\_\_ 41, vs. UNT (12/11/20)  
 Total Offense Yards \_\_\_\_\_ 310, vs. UNT (12/11/20)  
 All-Purpose Yards \_\_\_\_\_ 114, vs. UNT (12/11/20)

## TORRANCE BURGESS JR. (RB)

Rush Attempts \_\_\_\_\_ 1, at OU (9/3/22)  
 Rushing Yards \_\_\_\_\_ 5, at OU (9/3/22)  
 Long Rush \_\_\_\_\_ 5, at OU (9/3/22)

## JOSTEIN CLARKE (WR)

Receptions \_\_\_\_\_ 3, at LA Tech (10/8/22)  
 Receiving yards \_\_\_\_\_ 15, at LA Tech (10/8/22)  
 Long reception \_\_\_\_\_ 13, at OU (9/3/22)

## WALTER DAWN JR. (WR)

Points Scored \_\_\_\_\_ 18, at UTSA (10/22/16)  
 Touchdowns \_\_\_\_\_ 3, at UTSA (10/22/16)  
 Rush Attempts \_\_\_\_\_ 7, at Oklahoma (9/2/17)  
 Rushing Yards \_\_\_\_\_ 56, at Oklahoma (9/2/17)  
 Rushing TDs \_\_\_\_\_ 2, at UTSA (10/22/16)  
 Long Rush \_\_\_\_\_ 29, at Oklahoma (9/2/17)  
 Receptions \_\_\_\_\_ 4, 3x, Last at UTSA (11/14/20)  
 Receiving Yards \_\_\_\_\_ 74, at UTSA (10/22/16)  
 Receiving TDs \_\_\_\_\_ 1, at UTSA (10/22/16)  
 Long Reception \_\_\_\_\_ 74, at UTSA (10/22/16)  
 Total Offense Att. \_\_\_\_\_ 7, at Oklahoma (9/2/17)  
 Total Offensive Yds. \_\_\_\_\_ 56, at Oklahoma (9/2/17)  
 All-Purpose Yards \_\_\_\_\_ 206, at UTSA (11/14/20)  
 Kick Returns \_\_\_\_\_ 5, 2x, Last vs. UNT (12/11/20)  
 Kick Return Yds. \_\_\_\_\_ 167, at UTSA (11/14/20)  
 Long Kick Return \_\_\_\_\_ 95, at UTSA (11/14/20)  
 Punt Returns \_\_\_\_\_ 1, 2x, Last at Southern Miss (9/28/19)

## JOSH FARR (WR)

Receptions \_\_\_\_\_ 2, at Texas (9/12/20)  
 Receiving Yards \_\_\_\_\_ 11, at Texas (9/12/20)  
 Long Reception \_\_\_\_\_ 6, at Texas (9/12/20)

## REYNALDO FLORES (RB)

Points Scored \_\_\_\_\_ 6, 3x, last vs. FAU (10/22/22)  
 Rush attempts \_\_\_\_\_ 9, 2x, last vs. BSU (9/23/22)  
 Rush yards \_\_\_\_\_ 41, vs. BSU (9/23/22)  
 Rushing TDs \_\_\_\_\_ 1, 2x, last at LA Tech (10/8/22)  
 Long rush \_\_\_\_\_ 19, at LA Tech (10/8/22)  
 Receptions \_\_\_\_\_ 8, vs. UNT (8/27/22)  
 Receiving Yards \_\_\_\_\_ 122, vs. UNT (8/27/22)  
 Long Reception \_\_\_\_\_ 53, vs. Fresno State (12/18/21)  
 Receiving TDs \_\_\_\_\_ 1, vs. FAU (10/22/22)  
 Total offense attempts \_\_\_\_\_ 9, vs. Bethune (9/4/21)  
 Total offense yards \_\_\_\_\_ 48, at USM (10/9/21)  
 All-purpose yards \_\_\_\_\_ 122, vs. UNT (8/27/22)  
 Kick Returns \_\_\_\_\_ 2, vs. Rice (11/30/19)  
 Kick Return Yards \_\_\_\_\_ 10, vs. Rice (11/30/19)  
 Long Kick Return \_\_\_\_\_ 11, vs. Rice (11/30/19)

## ZACH FRYAR (TE)

Receptions \_\_\_\_\_ 1, 2x last at LA Tech (10/8/22)  
 Receiving Yards \_\_\_\_\_ 15, at LA Tech (10/8/22)  
 Long Reception \_\_\_\_\_ 15, at LA Tech (10/8/22)

## JOE HAGOPIAN (S)

Tackles \_\_\_\_\_ 1, vs. UNT (8/27/22)

## DEION HANKINS (RB)

Points Scored \_\_\_\_\_ 18, at ULM (9/26/20)  
 Touchdowns \_\_\_\_\_ 3, at ULM (9/26/20)  
 Rush attempts \_\_\_\_\_ 22, 2x, Last vs. UNT (12/11/20)  
 Rushing yards \_\_\_\_\_ 138, vs. FAU (10/22/22)  
 Rushing TDs \_\_\_\_\_ 3, at ULM (9/26/20)  
 Long rush \_\_\_\_\_ 72, vs. FAU (10/22/22)  
 Receptions \_\_\_\_\_ 2, at FAU (10/30/21)  
 Receiving Yards \_\_\_\_\_ 16, at LA Tech (10/8/22)  
 Long reception \_\_\_\_\_ 16, at LA Tech (10/8/22)  
 Total offense attempts \_\_\_\_\_ 22, 2x, Last vs. UNT (12/11/20)  
 Total offense yards \_\_\_\_\_ 119, at Charlotte (10/24/20)  
 All-purpose yards \_\_\_\_\_ 138, vs. FAU (10/22/22)

## GAVIN HARDISON (QB)

Points Scored \_\_\_\_\_ 6, vs. FAU (10/22/22)  
 Rush attempts \_\_\_\_\_ 10, 3x, last vs. UNT (8/27/22)  
 Rush yards \_\_\_\_\_ 50, at Charlotte (10/1/22)  
 Rushing TDs \_\_\_\_\_ 1, vs. FAU (10/22/22)  
 Long rush \_\_\_\_\_ 29, at Charlotte (10/1/22)  
 Pass attempts \_\_\_\_\_ 51, at LA Tech (10/8/22)  
 Pass completions \_\_\_\_\_ 26, at OU (9/3/22)  
 Pass yards \_\_\_\_\_ 366, vs. Rice (11/20/21)  
 Pass TDs \_\_\_\_\_ 3, 2x, last vs. UTSA (11/6/21)  
 Long pass \_\_\_\_\_ 82, at ULM (9/26/20)  
 Total offense att. \_\_\_\_\_ 58, 2x, last at LA Tech (10/8/22)  
 Total offense yards \_\_\_\_\_ 349, at LA Tech (10/8/22)  
 All-purpose yards \_\_\_\_\_ 50, at Charlotte (10/1/22)

## ZURI HENRY (OL)

Tackles \_\_\_\_\_ 1, at NM State (8/28/21)

## TREJON HUGUE (S)

Tackles \_\_\_\_\_ 3, 2x, last at UAB (11/27/21)  
 Tackle for Loss \_\_\_\_\_ 1.0, at UAB (11/27/21)

## KOBE HYLTON (S)

Tackles \_\_\_\_\_ 10, 2x, last at LA Tech (10/8/22)  
 Tackle for Loss \_\_\_\_\_ 2.5, vs. UNT (8/27/22)  
 Sacks \_\_\_\_\_ 0.5, vs. NMSU (9/10/22)  
 QB Hurries \_\_\_\_\_ 3, at Charlotte (10/1/22)  
 Forced fumbles \_\_\_\_\_ 1, 2x, last at LA Tech (10/8/22)  
 Pass Breakups \_\_\_\_\_ 1, at UNM (9/17/22)  
 Blocked kick \_\_\_\_\_ 1, at LA Tech (10/8/22)

## TY'REKE JAMES (S)

Tackles \_\_\_\_\_ 7, vs. FAU (10/22/22)  
 Tackles for Loss \_\_\_\_\_ 1.0, 2x, last at USM (10/9/21)  
 Pass Breakups \_\_\_\_\_ 1, 2x, at UNT (11/13/21)  
 QB Hurries \_\_\_\_\_ 1, 3x, last at Charlotte (10/1/22)  
 Interceptions \_\_\_\_\_ 1, at UNM (9/17/22)  
 Forced fumbles \_\_\_\_\_ 1, vs. FAU (10/22/22)  
 Fumbles recovered \_\_\_\_\_ 1, vs. FAU (10/22/22)

# UTEP INDIVIDUAL CAREER HIGHS

## ILIJAH JOHNSON (CB)

Tackles \_\_\_\_\_ 6, at Rice (11/3/22)  
 Tackles for Loss \_\_\_\_\_ 1.0, vs. NMSU (9/10/22)  
 Pass Breakups \_\_\_\_\_ 3, 2x, last vs. BSU (9/23/22)  
 Interceptions \_\_\_\_\_ 1, 2x, last at Rice (11/3/22)

## TYRICE KNIGHT (LB)

Points Scored \_\_\_\_\_ 6, at Charlotte (10/1/22)  
 Tackles \_\_\_\_\_ 15, vs. Fresno State (12/18/21)  
 Sacks \_\_\_\_\_ 2.0, at UAB (11/27/21)  
 Tackles for loss \_\_\_\_\_ 2.5, vs. UNT (8/27/22)  
 QB Hurries \_\_\_\_\_ 2, vs. Rice (11/20/21)  
 Forced fumbles \_\_\_\_\_ 1, 4x, last at LA Tech (10/8/22)  
 Fumbles recovered \_\_\_\_\_ 1, 2x, last at Charlotte (10/1/22)  
 Touchdowns (FR) \_\_\_\_\_ 1, at Charlotte (10/1/22)  
 Interceptions \_\_\_\_\_ 1, 2x, last vs. NMSU (9/10/22)  
 Pass Breakups \_\_\_\_\_ 1, 3x, last vs. MT (10/29/22)

## MIKE MALEWITZ (WR)

Receptions \_\_\_\_\_ 1, Last at LA Tech (10/10/20)  
 Receiving yards \_\_\_\_\_ 3, at LA Tech (10/10/20)  
 Long reception \_\_\_\_\_ 3, at LA Tech (10/10/20)

## KELTON MOSS (DT)

Tackles \_\_\_\_\_ 7, at LA Tech (10/10/20)  
 Tackle for Loss \_\_\_\_\_ 1.0, 2x, last at UTSA (11/14/20)  
 Sacks \_\_\_\_\_ 0.5, at LA Tech (10/10/20)  
 QB Hurries \_\_\_\_\_ 2, vs. BSU (9/23/22)  
 Pass Breakups \_\_\_\_\_ 1, at FAU (10/30/21)

## JAMES NEAL (LB)

Tackles \_\_\_\_\_ 4, at UNM (9/17/22)  
 Tackle for Loss \_\_\_\_\_ 1.0, at NM State (8/28/21)  
 Sacks \_\_\_\_\_ 1.0, at NM State (8/28/21)  
 Fumbles recovered \_\_\_\_\_ 1, vs. NMSU (9/10/22)

## JUSTIN PRINCE (S)

Tackles \_\_\_\_\_ 10, 3x, last at OU (9/3/22)  
 Tackles for loss \_\_\_\_\_ 2.0, at LA Tech (10/10/20)  
 Sacks \_\_\_\_\_ 1.0, at UTSA (11/14/20)  
 Pass breakups \_\_\_\_\_ 2, vs. ODU (10/2/21)  
 Fumbles recovered \_\_\_\_\_ 1, vs. SFA (9/5/20)  
 Forced fumbles \_\_\_\_\_ 1, at NMSU (8/28/21)  
 Fumble return yards \_\_\_\_\_ 16, vs. SFA (9/5/20)  
 QB Hurries \_\_\_\_\_ 1, vs. UNT (8/27/22)

## TOREY RICHARDSON (CB)

Tackles \_\_\_\_\_ 4, vs. Rice (11/20/21)  
 Interceptions \_\_\_\_\_ 1, vs. LA Tech (10/16/21)  
 Pass breakups \_\_\_\_\_ 3, vs. UTSA (11/6/21)

## ELIJAH ROBINSON (DE)

Tackles \_\_\_\_\_ 2, 2x, last at Rice (11/3/22)  
 Tackles \_\_\_\_\_ .5, at Rice (11/3/22)

## JALEN RUDOLPH (DT)

Points Scored \_\_\_\_\_ 2, vs. LA Tech (10/16/21)  
 Tackles \_\_\_\_\_ 2, 3x, last at UNM (9/17/22)  
 Tackles for loss \_\_\_\_\_ 1.0, 2x, last vs. UNT (8/27/22)

## LATREZ SHELTON (CB)

Tackles \_\_\_\_\_ 6, 2x, last vs. BSU (9/23/22)  
 Pass Breakups \_\_\_\_\_ 1, 2x, last at OU (9/3/22)  
 QB Hurries \_\_\_\_\_ 1, at Charlotte (10/1/22)  
 Forced fumbles \_\_\_\_\_ 1, vs. FAU (10/22/22)

## JOSHUA SLOAN (P)

Punt Attempts \_\_\_\_\_ 8, at Texas (9/12/20)  
 Punt Yards \_\_\_\_\_ 298, vs. NM State (9/10/22)  
 Longest Punt \_\_\_\_\_ 63, at UTSA (11/14/20)  
 Tackles \_\_\_\_\_ 1, at Rice (11/3/22)  
 Forced Fumble \_\_\_\_\_ 1, at Rice (11/3/22)

## TYRIN SMITH (WR)

Points Scored \_\_\_\_\_ 12, vs. UTSA (11/6/21)  
 Touchdowns \_\_\_\_\_ 2, vs. UTSA (11/6/21)  
 Receptions \_\_\_\_\_ 10, vs. MT (10/29/22)  
 Receiving Yards \_\_\_\_\_ 183, at UNM (9/17/22)  
 Receiving TDs \_\_\_\_\_ 2, vs. UTSA (11/6/21)  
 Long Reception \_\_\_\_\_ 76, at UNM (9/17/22)  
 Rush attempts \_\_\_\_\_ 1, 2x, last at UNM (9/17/22)  
 Rush yards \_\_\_\_\_ 14, vs. UNT (8/27/22)  
 Long rush \_\_\_\_\_ 15, vs. FAU (10/22/22)  
 All-purpose yards \_\_\_\_\_ 188, at UNM (9/17/22)

## KEENAN STEWART (DT)

Tackles \_\_\_\_\_ 12, at LA Tech (10/10/20)  
 Tackles for loss \_\_\_\_\_ 3.0, at Charlotte (10/24/20)  
 Forced Fumbles \_\_\_\_\_ 1, at Charlotte (10/24/20)  
 Fumbles recovered \_\_\_\_\_ 1, at LA Tech (10/8/22)  
 Sacks \_\_\_\_\_ 1.0, 2x, last at Boise State (9/10/21)  
 QB Hurries \_\_\_\_\_ 3, vs. BSU (9/23/22)  
 Pass breakups \_\_\_\_\_ 1, at ULM (9/26/20)

## LUKE SOTO (TE)

Receptions \_\_\_\_\_ 1, at LA Tech (10/8/22)  
 Receiving Yards \_\_\_\_\_ 21, at LA Tech (10/8/22)  
 Long Reception \_\_\_\_\_ 21, at LA Tech (10/8/22)

## TEVITA TAFUNA (DT)

Tackles \_\_\_\_\_ 3, vs. UNM (9/25/21)  
 Tackles for Loss \_\_\_\_\_ 1.0, vs. Rice (11/20/21)  
 QB Hurries \_\_\_\_\_ 1, at Boise State (9/10/21)  
 Pass Breakups \_\_\_\_\_ 1, at UNM (9/17/22)  
 Fumbles recovered \_\_\_\_\_ 1, vs. MT (10/29/22)

## JADRIAN TAYLOR (DE)

Points Scored \_\_\_\_\_ 6, at Charlotte (10/1/22)  
 Tackles \_\_\_\_\_ 8, vs. FAU (10/22/22)  
 Tackles for Loss \_\_\_\_\_ 3.5, 2x, last vs. FAU (10/22/22)  
 Sacks \_\_\_\_\_ 3.5, vs. LA Tech (10/16/21)  
 QB Hurries \_\_\_\_\_ 2, 2x, last vs. Rice (11/20/21)  
 Pass Breakups \_\_\_\_\_ 2, at Rice (11/3/22)  
 Forced Fumble \_\_\_\_\_ 1, at Charlotte (10/1/22)  
 Fumbles Recovered \_\_\_\_\_ 1, at Charlotte (10/1/22)  
 Touchdowns (FR) \_\_\_\_\_ 1, at Charlotte (10/1/22)

## ANGELO TEJADA (LS)

Tackles \_\_\_\_\_ 1, at OU (9/3/22)

## GARY THEARD (LB)

Tackles \_\_\_\_\_ 5, vs. ACU (9/19/20)  
 QB Hurries \_\_\_\_\_ 1, at ULM (9/26/20)  
 Pass breakups \_\_\_\_\_ 1, at LA Tech (10/10/20)

## BLAKE THOMPSON (DT)

Tackles \_\_\_\_\_ 5, vs. NMSU (9/10/22)  
 Pass breakups \_\_\_\_\_ 1, 2x, last vs NMSU (9/10/22)  
 Fumble recoveries \_\_\_\_\_ 1, at NMSU (8/28/21)  
 Sacks \_\_\_\_\_ 1.0, at UAB (11/27/21)

## BRYTON THOMPSON (DE)

Tackles \_\_\_\_\_ 3, vs. UNT (8/27/22)  
 Tackles for loss \_\_\_\_\_ 1.0, 3x, last at LA Tech (10/8/22)  
 Forced fumbles \_\_\_\_\_ 1, vs. NMSU (9/10/22)  
 Sacks \_\_\_\_\_ 1.0, 3x, last at LA Tech (10/8/22)

## TRENT THOMPSON (TE)

Points scored \_\_\_\_\_ 12, vs. Fresno State (12/18/21)  
 Receptions \_\_\_\_\_ 3, at UAB (11/27/21)  
 Receiving yards \_\_\_\_\_ 53, vs. Fresno State (12/18/21)  
 Long reception \_\_\_\_\_ 51, vs. Fresno State (12/18/21)  
 Receiving TDs \_\_\_\_\_ 2, vs. Fresno State (12/18/21)  
 All-purpose yards \_\_\_\_\_ 53, vs. Fresno State (12/18/21)  
 Tackles \_\_\_\_\_ 1, 2x, last at UNM (9/17/22)  
 Kick returns \_\_\_\_\_ 1, at Charlotte (10/24/20)  
 KR Yards \_\_\_\_\_ 11, at Charlotte (10/24/20)  
 Long kick return \_\_\_\_\_ 11, at Charlotte (10/24/20)

## SIONE TONGA'UIHA (DT)

Tackles \_\_\_\_\_ 3, 2x, last at Boise State (9/10/21)  
 Sacks \_\_\_\_\_ 0.5, vs. NMSU (9/10/22)  
 QB Hurries \_\_\_\_\_ 1, at NM State (8/28/21)

## DESHAUN TROTTER (S)

Tackles \_\_\_\_\_ 3, at Charlotte (10/1/22)

## TRISTIN TUIALUULUU (OL)

Fumbles Recovered \_\_\_\_\_ 1, at Rice (11/3/22)

## JAMES TUPOU (FB)

Points Scored \_\_\_\_\_ 6, at Rice (11/3/22)  
 Touchdowns \_\_\_\_\_ 2, at Rice (11/3/22)  
 Rush attempts \_\_\_\_\_ 1, at NMSU (8/28/21)  
 Rush yards \_\_\_\_\_ 2, at NMSU (8/28/21)  
 Long rush \_\_\_\_\_ 2 at NMSU (8/28/21)  
 Receptions \_\_\_\_\_ 2, 2x, last at Rice (11/3/22)  
 Receiving Yards \_\_\_\_\_ 25, at FAU (10/30/21)  
 Receiving TDs \_\_\_\_\_ 1, at Rice (11/3/22)  
 Long Reception \_\_\_\_\_ 25, at FAU (10/30/21)  
 Tackles \_\_\_\_\_ 2, at ULM (9/26/20)  
 Fumbles Recovered \_\_\_\_\_ 1, vs. MT (11/10/18)

## CARTRAVEN WALKER (RB)

Rush Attempts \_\_\_\_\_ 2, at OU (9/3/22)  
 Rush Yards \_\_\_\_\_ 9, at OU (9/3/22)  
 Long Rush \_\_\_\_\_ 7, at OU (9/3/22)

## MAURICE WESTMORELAND (DE)

Tackles \_\_\_\_\_ 5, vs. NMSU (9/10/22)  
 QB Hurries \_\_\_\_\_ 1, vs. BSU (9/23/22)

## CAL WALLERSTEDT (LB)

Tackles \_\_\_\_\_ 14, vs. MT (10/29/22)  
 Tackles for loss \_\_\_\_\_ 3.5, at UNM (9/17/22)  
 Sacks \_\_\_\_\_ 2.0, 2x, last vs. MT (10/29/22)  
 Fumbles Recovered \_\_\_\_\_ 1, vs. NMSU (9/10/22)  
 Forced Fumbles \_\_\_\_\_ 1, at Charlotte (10/1/22)  
 Pass Breakups \_\_\_\_\_ 1, vs. BSU (9/23/22)  
 QB Hurries \_\_\_\_\_ 1, at Charlotte (10/1/22)

## DEYLON WILLIAMS (DE)

Tackles \_\_\_\_\_ 3, 2x, last at FAU (10/30/21)  
 Tackles for loss \_\_\_\_\_ 1.0, at NM State (8/28/21)  
 Sacks \_\_\_\_\_ 1.0, at NM State (8/28/21)  
 Pass Breakups \_\_\_\_\_ 1, at Texas (9/12/20)  
 Fumbles Recovered \_\_\_\_\_ 1, at UNM (9/17/22)  
 QB Hurries \_\_\_\_\_ 1, vs. BSU (9/23/22)

## TYLER WILLIAMS (DB)

Tackles \_\_\_\_\_ 1, at OU (9/3/22)

## JEROME WILSON JR. (LB)

Tackles \_\_\_\_\_ 6, at Texas (9/12/20)  
 Tackles for loss \_\_\_\_\_ 0.5, 2x, last vs. UNT (12/11/20)  
 QB Hurries \_\_\_\_\_ 1, vs. UNT (8/27/22)

## TYSON WILSON (DB)

Tackles \_\_\_\_\_ 11, at UNT (11/13/21)  
 Tackles for Loss \_\_\_\_\_ 1.0, at FAU (10/30/21)  
 Pass Breakups \_\_\_\_\_ 2, 2x, last vs. UTSA (11/6/21)  
 Interceptions \_\_\_\_\_ 1, vs. LA Tech (10/16/21)

## BRADY WOLFE (S)

Tackles \_\_\_\_\_ 1, at LA Tech (10/8/22)

# UTEP FOOTBALL 2022 RECAPS

## Game #1



**NORTH TEXAS (1-0, 1-0) 31**  
**UTEP (0-1, 0-1) 13**

**El Paso, Texas • Sun Bowl Stadium (45,971)**  
**Aug. 27, 2022**

Gavin Hardison threw for 293 yards and a score, while Reynaldo Flores (122 yards) and Tyrin Smith (127 yards) each recorded career highs in receiving yards, but it wasn't enough as North Texas rolled by UTEP, 31-13, on a humid Saturday night in the Sun Bowl.

The game kicked off late as lighting delayed the contest to an 8 p.m. MT start in front of a sold-out crowd (45,971).

The Mean Green took control of the game and outscored the Miners 17-0 in the second half. UNT rushed for 163 yards led by Ayo Adeyi's 80. North Texas quarterback Austin Aune threw for 236 yards and three scores. Roderic Burns tallied 72 yards on three receptions, while Jake Roberts, Isaiah Johnson and Tommy Bush were on the other ends of Aune's TD passes.

Flores exceeded his career high with eight receptions and registered his first career 100-yard game. Smith reached the century mark for the second time in his career. Newcomer Kelly Akharaiyi hauled in a trio of receptions for 29 yards.

But the Miners left points on the board as Gavin Baechle missed a 40-yard field goal attempt on the Miners' first drive. UTEP also came up short on its second possession as Hardison's pass to James Tupou in the end zone fell short on a fourth-and-goal.

UTEP gained 400 yards of total offense, and UNT tallied 399. The Mean Green were 6-of-12 on third downs, while UTEP finished 7-of-18. The Miners also went 2-for-6 on fourth down conversions after ranking in the top three nationally in that category a season ago.

### SCORE BY QUARTERS

TEAM	1ST	2ND	3RD	4TH	TOTAL
NORTH TEXAS	0	14	14	3	31
UTEP	0	13	0	0	13

### QTR TIME SCORING PLAY

2nd	13:58	UTEP - Smith 32-yd pass from Hardison, (Baechle kick), 5-90, 01:17
	10:02	UNT - Bush 7-yd pass from Aune (Mooney kick), 12-88, 03:50
	05:14	UTEP - Baechle 29-yd FG, 10-54, 04:43
	01:52	UNT - Adaway III 8-yd rush (Mooney kick), 9-75, 03:22
	00:07	UTEP - Baechle 26-yd FG, 4-0, 00:25
3rd	10:27	UNT - Johnson 9-yd pass from Aune (Mooney kick), 12-75, 04:33
	04:32	UNT - Roberts 11-yd pass from Aune (Mooney kick), 4-50, 01:17
	08:05	UNT - Mooney 28-yd FG, 12-57, 06:37

### TEAM STATISTICS

	UNT	UTEP
First Downs	24	22
Rushing Attempts-Yards	41-163	30-107
Passing Yards	236	293
Passes	15-22-0	14-23-0
Total Offense	399	400
Punt Returns-Yards	1-4	0-0
Kickoff Returns-Yards	1-12	1-22
Punts-Average	3-34.0	1-45.0
Fumbles-Lost	1-1	1-1
Penalties-Yards	6-65	5-50
Time of Possession	31:23	28:37

### UTEP Leaders

Passing	C-A-I	YDS	TD	LG
Hardison	21-48-0	293	1	49

Rushing	ATT.	YDS	TD	LG
Awatt	10	36	0	5
Hardison	10	29	0	10

Receiving	Rec.	YDS	TD	LG
Flores	8	122	0	38
Smith	7	127	0	49

### UNT Leaders

Passing	C-A-I	YDS	TD	LG
Aune	16-29-0	236	3	41

Rushing	ATT.	YDS	TD	LG
Adeyi	17	80	0	18
Johnson	7	37	0	21

Receiving	Rec.	YDS	TD	LG
Roberts	4	54	1	23
Burns	3	72	0	41

## Game #2



**UTEP (0-1, 0-1) 13**  
**#9 OKLAHOMA (1-0, 1-0) 45**

**Norman, Okla. • Oklahoma Memorial Stadium (83,173)**  
**Sept. 3, 2022**

Following a sluggish start, the UTEP Miners displayed moments of brilliance on both sides of football over the final three quarters in a 45-13 loss at no. 9 Oklahoma on Saturday.

UTEP (0-2) trailed 21-0 at the end of the first quarter, but got within 11 points in the second period and was outscored just 24-13 over the final three frames.

Gavin Hardison completed 26-of-43 passes for 244 yards for the Miners. The 26 completions were a career high. Ten UTEP players made a catch — the most for UTEP in a game under coach Dana Dimel — led by Reynaldo Flores (7-76) and Tyrin Smith (8-71).

Dillon Gabriel finished 15-of-23 passing for 233 yards and two TD's for Oklahoma (1-0). Gabriel completed 6-of-7 passes for 128 yards over the opening 15 minutes in leading the Sooners to the 21-0 lead.

The Miners answered with 10 unanswered points. Gavin Baechle's 48-yard field goal put UTEP on the board. Following a three-and-out by the OU offense, Flores keyed the Miners' 10-play, 85-yard drive by making three catches for 44 yards. Hardison was 5-for-6 for 63 yards on the drive, which ended with a two-yard rushing TD by Ronald Await. The Miners were only down 11 at 21-10.

Oklahoma extended its lead to 28-10 on a 28-yard pass from Gabriel to Brayden Willis right before halftime. It was Willis' second touchdown of the half.

Baechle nailed a 54-yard field goal early in the fourth, the longest of his career.

### SCORE BY QUARTERS

TEAM	1ST	2ND	3RD	4TH	TOTAL
UTEP	0	10	0	3	13
OKLAHOMA	21	7	14	3	45

### QTR TIME SCORING PLAY

1st	13:43	OU - Gabriel 12-yd rush, (Shmit kick), 5-75, 01:17
	09:18	OU - Willis 6-yd pass from Gabriel (Shmit kick), 6-93, 01:48
	06:43	OU - Freeman 46-yd rush (Shmit kick), 2-55, 00:30
2nd	14:12	UTEP - Baechle 48-yd FG, 14-44, 07:31
	08:18	UTEP - Awatt 2-yd rush (Baechle kick), 10-85, 05:10
	00:55	OU - Willis 28-yd pass from Gabriel (Shmit kick), 11-68, 04:01
3rd	10:48	OU - Major 1-yd rush (Mooney kick), 10-80, 02:40
	03:16	OU - Major 6-yd rush (Mooney kick), 7-64, 01:51
4th	14:01	UTEP - Baechle 54-yd FG, 11-38, 04:15
	08:05	OU - Schmit 22-yd FG, 9-37, 05:28

### TEAM STATISTICS

	UTEP	OU
First Downs	26	23
Rushing Attempts-Yards	31-28	38-259
Passing Yards	288	233
Passes	31-51-1	15-23-0
Total Offense	316	492
Punt Returns-Yards	2--2	2-17
Kickoff Returns-Yards	2-31	2-51
Punts-Average	5-42.2	3-45.3
Fumbles-Lost	3-0	1-0
Penalties-Yards	6-50	7-59
Time of Possession	38:33	21:27

### UTEP Leaders

Passing	C-A-I	YDS	TD	LG
Hardison	26-42-0	244	0	24

Rushing	ATT.	YDS	TD	LG
Awatt	12	39	1	8
Hankins	6	15	0	6

Receiving	Rec.	YDS	TD	LG
Smith	8	71	0	15
Flores	7	76	0	24

### OU Leaders

Passing	C-A-I	YDS	TD	LG
Gabriel	15-23-0	233	2	42

Rushing	ATT.	YDS	TD	LG
Gray	16	102	0	35
Major	7	54	2	27

Receiving	Rec.	YDS	TD	LG
Mims	3	81	0	42
Willis	3	40	2	28

# UTEP FOOTBALL 2022 RECAPS

## Game #3



<b>NM STATE (0-3)</b>	<b>13</b>
<b>UTEP (1-2, 0-1)</b>	<b>20</b>

**El Paso, Texas • Sun Bowl Stadium (23,325)  
Sept. 10, 2022**

Ronald Awatt rushed for 115 yards and a score, and the UTEP defense halted a NM State comeback during a 20-13 victory in the 99th Battle of I-10 in front of 23,325 strong in the Sun Bowl on Saturday night.

The Miners (1-2, 0-1 Conference USA) jumped out to a 17-0 lead, while taking a 17-6 advantage into the locker room at the half. The Aggies (0-3) got within seven points (20-13), while gaining possession with four minutes left in the contest. But the UTEP defense forced its third turnover of the night to clinch the victory.

NM State outgained UTEP, 298-261, while each team tallied 17 first downs.

For Awatt, it was his first 100-yard game of the season and third in his career. Gavin Hardison threw for 153 yards and a touchdown. Tyrin Smith caught four passes for 56 yards and a score. Linebacker Cal Wallerstedt, in his first career start, led the defense with a career-high nine tackles, while forcing his first career fumble at the end of the contest. Redshirt freshman CB Ilijah Johnson tallied three pass breakups, a tackle for loss and a forced fumble.

The Miners looked dominant, forcing two turnovers and five punts on NM State's first seven possessions. The Aggies fought back, outscoring UTEP 13-3 in the second half.

UTEP got on the board first after Gavin Baechle hit a 29-yard field goal. The Miners drove the ball 63 yards on 17 plays (8:18) on the games' first possession. Trent Thompson hauled in 20-yard pass on a third-and-8, while Reynaldo Flores reeled in a 12-yard reception on a fourth-and-3 and went to the NMSU 13-yard line.

### SCORE BY QUARTERS

TEAM	1ST	2ND	3RD	4TH	TOTAL
NM STATE	0	0	6	7	13
UTEP	3	14	3	0	20

### QTR TIME SCORING PLAY

1st	06:42	UTEP - Baechle 29-yd FG, 17-63, 08:18
2nd	07:07	UTEP - Smith 9-yd pass from Hardison (Baechle kick), 6-65, 03:28
	05:55	UTEP - Awatt 22-yd rush (Baechle kick), 1-22, 00:09
3rd	10:50	NMSU - Pavia 14-yd rush (Albertson kick blocked), 1-14, 00:07
	00:05	UTEP - Baechle 46-yd FG, 8-65, 04:01
4th	05:43	NMSU - Pavia 11-yd rush (Albertson kick), 61-75, 09:22

### TEAM STATISTICS

	NMSU	UTEP
First Downs	17	17
Rushing Attempts-Yards	40-187	30-108
Passing Yards	111	166
Passes	8-25-1	13-27-0
Total Offense	298	261
Punt Returns-Yards	1-4	1--3
Kickoff Returns-Yards	0-0	0-0
Punts-Average	6-43.5	6-49.7
Fumbles-Lost	3-2	3-2
Penalties-Yards	7-85	5-55
Time of Possession	31:42	28:18

### UTEP Leaders

Passing	C-A-I	YDS	TD	LG
Hardison	12-27-0	153	1	36

Rushing	ATT.	YDS	TD	LG
Awatt	22	115	1	36
Hardison	4	6	0	4

Receiving	Rec.	YDS	TD	LG
Flores	4	38	0	14
Smith	4	56	1	23

Tackles	U-A-T	Sack-YD	TFL-YD	Int.-YD
Wallerstedt	3-6-9	0.0-0	1.0-1	0-0
Amaewhule	3-3-6	0.0-0	1.0-1	0-0

### NMSU Leaders

Passing	C-A-I	YDS	TD	LG
Pavia	7-20-0	100	0	44

Rushing	ATT.	YDS	TD	LG
Pavia	15	69	2	14
Brady	2	50	0	36

Receiving	Rec.	YDS	TD	LG
Thomas	4	50	0	44
Brady	2	19	0	11

Tackles	U-A-T	Sack-YD	TFL-YD	Int.-YD
Ojoh	4-4-8	0.5-5	0.5-5	0-0
Seldon	3-4-7	0.0-0	0.5-2	0-0

## Game #4



<b>UTEP (1-3, 0-1)</b>	<b>10</b>
<b>New Mexico (2-1, 0-1)</b>	<b>27</b>

**Albuquerque, N.M. • University Stadium (15,269)  
Sept. 17, 2022**

New Mexico built a 20-3 halftime lead and kept UTEP out of the end zone until late in the game, as the Lobos knocked off the Miners, 27-10, on Sept. 17 at University Stadium.

The Lobos (2-1) gained 217 yards to the Miners' 76 over the first two periods. They scored 17 points in the first 20 minutes of the game — including a 22-yard interception for a score by Reco Hannah — to take a two-touchdown (17-3) lead. They added a 51-yard field goal by George Steinkamp right before the break.

In the second half, the UTEP defense limited New Mexico to 82 yards. But it was a lost night on offense for the Miners (1-3) as they committed seven turnovers, their most in a game since 2005.

UTEP quarterback Gavin Hardison completed his first three pass attempts before misfiring on nine straight. He was 8-for-23 for 73 yards with two picks in the first half. Hardison entered the contest with no interceptions in 117 pass attempts over the first three games.

Epitomizing the Miners' offensive frustration, Tyrin Smith had a career-long 76-yard reception early in the third quarter - but he was stripped at the goal line, leading to a touchback and Lobos' ball.

Smith had a career-high 183 yards on eight catches.

UTEP scored its lone touchdown with a 4:44 remaining when Deion Hankins barreled in for a one-yard score.

### SCORE BY QUARTERS

TEAM	1ST	2ND	3RD	4TH	TOTAL
UTEP	3	0	0	7	10
NEW MEXICO	10	10	0	7	27

### QTR TIME SCORING PLAY

1st	06:28	UNM - Drzewiecki 37-yd FG, 8-62, 03:56
	06:03	UNM - Hannah 22-yd INT Ret. (Drzewiecki kick), 00:16
	01:21	UTEP - Baechle 46-yd FG, 6-13, 01:45
2nd	10:31	UNM - White 3-yd rush (Drzewiecki kick), 8-75, 05:50
	00:04	UNM - Steinkamp 51-yd FG, 5-33, 00:38
4th	04:41	UTEP - Hankins 1-yd rush (Baechle kick), 7-53, 02:07
	02:33	UNM - Jones 5-yd rush (Steinkamp kick), 5-21, 02:04

### TEAM STATISTICS

	UTEP	UNM
First Downs	17	17
Rushing Attempts-Yards	21-54	45-188
Passing Yards	299	166
Passes	20-46-4	13-19-1
Total Offense	253	299
Punt Returns-Yards	3-41	0-0
Kickoff Returns-Yards	2-36	0-0
Punts-Average	3-48.7	6-44.0
Fumbles-Lost	3-3	2-1
Penalties-Yards	8-93	8-75
Time of Possession	23:27	36:33

### UTEP Leaders

Passing	C-A-I	YDS	TD	LG
Hardison	19-44-3	280	0	76

Rushing	ATT.	YDS	TD	LG
Awatt	8	35	0	10
Hankins	7	31	1	8

Receiving	Rec.	YDS	TD	LG
Smith	8	183	0	76
Flores	3	36	0	19

Tackles	U-A-T	Sack-YD	TFL-YD	Int.-YD
Knight	7-7-14	0.0-0	2.0-4	0-0
Hylton	6-4-10	0.0-0	1.5-2	0-0

### UNM Leaders

Passing	C-A-I	YDS	TD	LG
Kendrick	13-19-1	111	0	28

Rushing	ATT.	YDS	TD	LG
Jones	21	83	1	21
Washington	6	57	0	30

Receiving	Rec.	YDS	TD	LG
Wysong	5	37	0	28
White	2	35	0	27

Tackles	U-A-T	Sack-YD	TFL-YD	Int.-YD
Moon	6-5-11	2.0-18	2.0-18	0-0
Reed II	2-4-6	0.0-0	0.0-0	0-0

# UTEP FOOTBALL 2022 RECAPS

## Game #5



**Boise State (2-2, 1-0)** **10**  
**UTEP (2-3, 0-1)** **27**

**El Paso, Texas • Sun Bowl Stadium (11,227)**  
**Sept. 23, 2022**

UTEP came out with a game plan and executed it perfectly, defeating Boise State, 27-10 on Sept. 23 in the Sun Bowl. The Miners posted their first ever win over the Broncos.

The Miners (2-3) tamed the Broncos (2-2) to 177 yards of total offense – the least allowed in a game since the 2014 season (at UTSA). The UTEP offense grinded out 322 yards of total offense, including 199 on the ground.

UTEP, a 16-point underdog, won its first game in seven tries against Boise State since the series started in 2000.

Deion Hankins rushed for a game-high 86 yards, his most since the 2020 season, while Jeremiah Ballard – in his first career start – hauled in career-high 64 yards on four receptions, including his first career touchdown on a 42-yard reception from Gavin Hardison. Reynaldo Flores capped the night with a three-yard touchdown – also the first TD of his career – to put UTEP up 27-10 last in the fourth quarter. Flores gained a career-high 41 yards on the ground.

Hardison was efficient on the night, completing 10-of-11 passes for 123 yards and a TD. He was the first Miner since 1999 to have only one incomplection (minimum 10 pass attempts) in a single game.

The Miners controlled the tempo of the game all night, muzzling the Broncos and winning the time of possession 40:35 to 19:25. Boise State rushed for 84 yards, while only passing for 93 yards and averaging 2.7 yards per attempt.

### SCORE BY QUARTERS

TEAM	1ST	2ND	3RD	4TH	TOTAL
BOISE STATE	3	0	7	0	10
UTEP	0	10	10	7	27

### QTR TIME SCORING PLAY

1st	06:57	BSU - Dalmas 24-yd FG, 11-33, 05:53
2nd	13:35	UTEP - Baechle 35-yd FG, 14-57, 08:22
	02:10	UTEP - Ballard 42-yd pass from Hardison (Baechle kick), 8-72, 03:50
3rd	13:01	BSU - Cobbs 15-yd pass from Bachmeier (Dalmas kick), 8-75, 01:59
	03:01	UTEP - Baechle 25-yd FG, 13-65, 07:38
	01:01	UTEP - Bellon 47-yd punt return (Baechle kick), 01:55
4th	04:25	UTEP - Flores 3-yd rush (Baechle kick), 13-80, 09:10

### TEAM STATISTICS

	BSU	UTEP
First Downs	14	17
Rushing Attempts-Yards	19-84	54-199
Passing Yards	93	123
Passes	13-34-0	10-11-0
Total Offense	177	322
Punt Returns-Yards	1--2	2-57-1
Kickoff Returns-Yards	2-42	0-0
Punts-Average	6-44.3	4-38.5
Fumbles-Lost	0-0	0-0
Penalties-Yards	4-21	5-40
Time of Possession	19:25	40:35

### UTEP Leaders

Passing	C-A-I	YDS	TD	LG
Hardison	10-11-0	123	1	42
Rushing	ATT.	YDS	TD	LG
Hankins	21	86	0	12
Awatt	17	52	0	9
Receiving	Rec.	YDS	TD	LG
Ballard	4	64	1	42
Smith	2	25	0	16

### BSU Leaders

Passing	C-A-I	YDS	TD	LG
Bachmeier	13-34-0	93	1	28
Rushing	ATT.	YDS	TD	LG
Holani	16	75	0	14
Bachmeier	1	8	0	8
Receiving	Rec.	YDS	TD	LG
Cobbs	5	31	1	15
Caples	4	32	0	28

Tackles	U-A-T	Sack-YD	TFL-YD	Int.-YD
Wallerstedt	1-8-9	0.0-0	0.5-1	0-0
Knight	3-4-7	0.0-0	1.0-2	0-0

Tackles	U-A-T	Sack-YD	TFL-YD	Int.-YD
Schramm	3-13-16	0.0-0	0.0-0	0-0
Skinner	2-11-13	0.0-0	0.5-1	0-0

## Game #6



**UTEP (3-3, 1-1)** **41**  
**Charlotte (1-5, 0-1)** **35**

**Charlotte, N.C. • Jerry Richardson Stadium (9,547)**  
**Oct. 1, 2022**

Gavin Hardison threw for three touchdowns, Deion Hankins rushed for 112 yards, Tyrin Smith had 106 yards receiving and the UTEP defense scored 12 points as the Miners came away with their first-ever win in the Eastern time zone, 41-35 at Charlotte on Saturday night.

The Miners (3-3, 1-1 C-USA) have their first winning streak of the 2022 season, as they improved to 1-26-1 all-time when playing out East.

Ilijah Johnson's interception of Charlotte quarterback Chris Reynolds with a little over a minute remaining clinched the historic victory.

UTEP had a 20-point lead early in the fourth quarter before staving off a late comeback attempt by the 49ers (1-5, 0-2 C-USA), who regained possession with 1:26 to play trailing by six prior to Johnson saving the day. It was his first career interception, and the first pick thrown by Reynolds on the evening.

The Miners ended the first half with 24 unanswered points after Charlotte opened an early 7-0 lead. Hardison connected with Smith (17 yards) and Trent Thompson (26 yards) for scores, and Tyrice Knight had a 13-yard fumble return for a score shortly before the break. The last 14 points came in the final 33 seconds of the second quarter.

Hankins rushed 20 times for 112 yards, and Awatt added 88 yards on 13 carries. Hardison scrambled five times for 50 yards. He also completed 10-of-14 passes for 173 yards.

### SCORE BY QUARTERS

TEAM	1ST	2ND	3RD	4TH	TOTAL
UTEP	7	17	10	7	41
CHARLOTTE	7	0	14	14	35

### QTR TIME SCORING PLAY

1st	09:48	CLT - DuBose 23-yd pass from Reynolds (Zita kick), 9-75, 05:12
	02:01	UTEP - Smith 17-yd pass from Hardison (Baechle kick), 15-75, 07:47
2nd	08:03	UTEP - Baechle 22-yd FG, 12-48, 07:35
	00:33	UTEP - Thompson 26-yd pass from Hardison (Baechle kick), 9-82, 02:55
	00:20	UTEP - Knight 13-yd fumble return (Baechle kick), 00:09
3rd	11:37	CLT - Spencer 23-yd pass from Reynolds (Zita kick), 3-70, 01:01
	11:03	CLT - DuBose 2-yd pass from Reynolds (Zita kick), 2-40, 00:23
	08:34	UTEP - Smith 58-yd pass from Hardison (Baechle kick), 5-75, 02:23
	00:36	UTEP - Baechle 29-yd FG, 7-58, 04:09
4th	13:46	UTEP - Taylor 100-yd fumble return (Baechle kick), 01:50
	09:27	CLT - Vucker 6-yd pass from Reynolds (Zita kick), 12-75, 04:19
	03:11	CLT - Byrd 13-yd rush (Zita kick), 12-80, 03:08

### TEAM STATISTICS

	UTEP	CLT
First Downs	20	27
Rushing Attempts-Yards	45-252	27-96
Passing Yards	173	335
Passes	10-14-0	22-39-1
Total Offense	425	431
Punt Returns-Yards	2-1	2-11
Kickoff Returns-Yards	3-41	4-75
Punts-Average	3-46.0	3-41.0
Fumbles-Lost	3-1	3-2
Penalties-Yards	10-99	8-74
Time of Possession	33:40	26:20

### UTEP Leaders

Passing	C-A-I	YDS	TD	LG
Hardison	10-14-0	173	3	58
Rushing	ATT.	YDS	TD	LG
Hankins	20	112	0	34
Awatt	13	88	0	19
Receiving	Rec.	YDS	TD	LG
Smith	4	106	2	58
Flores	3	31	0	15

### CLT Leaders



Passing	C-A-I	YDS	TD	LG
Reynolds	22-38-1	335	4	38
Rushing	ATT.	YDS	TD	LG
Byrd	13	80	1	13
Rutledge	3	35	0	16
Receiving	Rec.	YDS	TD	LG
Spencer	7	160	1	38
DuBose	6	55	2	23

Tackles	U-A-T	Sack-YD	TFL-YD	Int.-YD
Hylton	6-3-9	0.0-0	1.0-6	0-0
Knight	6-2-8	1.0-9	1.0-9	0-0

Tackles	U-A-T	Sack-YD	TFL-YD	Int.-YD
Parker	6-2-8	0.0-0	0.0-0	0-0
Jones	4-4-8	0.0-0	0.0-0	0-0

# UTEP FOOTBALL 2022 RECAPS

## Game #7

	<b>UTEP (3-4, 1-2)</b>	<b>31</b>
	<b>LA Tech (2-3, 1-0)</b>	<b>41</b>

**Ruston, La. • Joe Aillet Stadium (16,375)  
Oct. 8, 2022**

UTEP cut a 20-point deficit down to six with about 10 minutes remaining, but the Miners couldn't complete the comeback and stumbled at LA Tech, 41-31, on Oct. 8 at Joe Aillet Stadium.

After trailing 30-10 at halftime, UTEP sliced the deficit to 30-24 on a 44-yard pass from Gavin Hardison to Trent Thompson with 10:18 to go. But the Bulldogs answered with a four-play, 87-yard TD drive, as Parker McNeil threw a 15-yard scoring pass to Smoke Harris that put the game away.

The Miners finished a demanding stretch of seven games in seven weeks with a 3-4 record, 1-2 in Conference USA. They will be home for three of the next four contests as they try to reach back-to-back bowls for the first time in 17 years.

It was UTEP's fifth straight loss at LA Tech (2-3, 1-0 C-USA).

UTEP finished the night with three drives that ended inside the Bulldog 15 but produced no points, and another that resulted in a field goal.

The Miners fell behind 30-10 following a first half riddled with turnovers. The Bulldogs converted three UTEP giveaways into 14 points. Meanwhile, McNeil dissected the Miner defense, completing 16-of-20 passes for 187 yards and three touchdowns. The Bulldogs had 260 yards of offense in the first half.

The second half was a much better performance by the Miners, who outscored the Bulldogs 21-11 (all in the fourth quarter) while limiting them to 120 yards. But the damage had been done.

### SCORE BY QUARTERS

TEAM	1ST	2ND	3RD	4TH	TOTAL
UTEP	3	7	0	21	31
LA TECH	20	10	0	11	41

### QTR TIME SCORING PLAY

1st	13:26	LAT - Magee 8-yd pass from McNeil (Barnes kick), 6-74, 01:27
	09:47	LAT - T. Harris 38-yd pass from McNeil (Barnes kick), 4-47, 01:35
	04:00	UTEP - Baechle 31-yd FG, 10-63, 05:39
	00:02	LAT - S. Harris 9-yd pass from McNeil (Barnes kick blocked), 11-75, 03:58
2nd	06:59	UTEP - Hankins 5-yd rush (Baechle kick), 9-68, 04:31
	02:53	LAT - Barnes 28-yd FG, 7-56, 03:59
	02:33	LAT - Brooks 44-yd interception return (Barnes kick), 00:20
4th	13:20	UTEP - Flores 3-yd rush (Baechle kick), 7-49, 02:14
	10:18	UTEP - Thompson 44-yd pass from Hardison (Baechle kick), 2-48, 00:54
	08:54	LAT - S. Harris 15-yd pass from McNeil (Harris pass from McNeil), 4-87, 01:24
	04:28	LAT - Buchanan 52-yd FG, 4-6, 00:29
	02:08	UTEP - Bellon 52-yd pass from Hardison (Baechle kick), 9-75, 02:20

### TEAM STATISTICS

	UTEP	LAT
First Downs	27	18
Rushing Attempts-Yards	38-181	33-114
Passing Yards	320	266
Passes	25-51-3	18-27-0
Total Offense	501	380
Punt Returns-Yards	0-0	1-12
Kickoff Returns-Yards	3-58	3-73
Punts-Average	2-34.0	3-39.3
Fumbles-Lost	1-1	2-2
Penalties-Yards	4-40	6-58
Time of Possession	34:34	25:26

### UTEP Leaders

Passing	C-A-I	YDS	TD	LG
Hardison	23-51-3	320	2	52
Rushing	ATT.	YDS	TD	LG
Awatt	15	66	0	14
Hankins	14	64	1	10
Receiving	Rec.	YDS	TD	LG
Flores	6	73	0	19
Smith	6	48	0	15

### LA Tech Leaders

Passing	C-A-I	YDS	TD	LG
McNeil	18-27-0	266	4	64
Rushing	ATT.	YDS	TD	LG
Crosby	14	75	0	22
Thornton	5	30	0	18
Receiving	Rec.	YDS	TD	LG
Hebert	6	76	0	28
T. Harris	5	126	1	64

Tackles	U-A-T	Sack-YD	TFL-YD	FF
Hylton	8-2-10	0.0-0	1.0-2	1
Knight	3-4-7	0.0-0	0.0-0	1

Tackles	U-A-T	Sack-YD	TFL-YD	PBU
Cole	3-8-11	1.0-11	1.5-11	1
Williamson	6-4-10	0.0-0	0.0-0	1

## Game #8

	<b>Florida Atlantic (3-5, 2-2)</b>	<b>21</b>
	<b>UTEP (4-4, 2-2)</b>	<b>24</b>

**El Paso, Texas • Sun Bowl Stadium (12,796)  
Oct. 22, 2022**

Gavin Baechle connected on a 27-yard field that lifted UTEP to a 24-21 walk-off victory over Florida Atlantic on a windy Saturday afternoon in the Sun Bowl.

Deion Hankins's career-high 138 yards rushing propelled the Miners (4-4, 2-2 Conference USA) to their third straight win in the Sun Bowl and 10th victory in the last 13 games in the 915. The Owls (3-5, 2-2 C-USA), after taking an eight-point lead (14-6), were outscored 18-7 over the final 24 minutes of the ball game.

For Baechle, the wind didn't bother the senior kicker. His last successful attempt was the 51st of his career, setting a new program record. Baechle's make was his 15th consecutive field goal - the most by a UTEP kicker since the 2008 season. Baechle's trio of field goals also tied his career best.

It had also been a while since UTEP fans had witnessed a walk-off winner as the last time came on Sept. 25, 2010 when Dakota Warren nailed an 18-yard game-winning field goal with as time expired.

After FAU tied the game, UTEP received the ball and started the game-winning drive from its own 25. The Miners converted on a pair of third downs that kept the drive moving. The first came on a third-and-6 when Gavin Hardison found Tyrin Smith for a 16-yard reception to the UTEP45. The second came on a third-and-1 in which Hankins plunged forward for a two-yard gain and a UTEP first down.

UTEP's offense gained 412 yards of total offense, including 234 yards on the ground. UTEP averaged 5.7 yards on 41 attempts. The Miners have tallied 400+ yards in their first four C-USA games for the first time since the 2008 season. UTEP's offense was also 5-of-5 in the red zone (two touchdowns, three field goals).

### SCORE BY QUARTERS

TEAM	1ST	2ND	3RD	4TH	TOTAL
FAU	0	7	7	7	21
UTEP	0	6	8	10	24

### QTR TIME SCORING PLAY

2nd	11:55	UTEP - Baechle 29-yd FG, 11-51, 05:36
	02:33	FAU - McCammon 32-yd rush (Suarez kick), 8-80, 03:08
	00:30	UTEP - Baechle 32-yd FG, 7-60, 02:03
3rd	05:22	FAU - Young 72-yd interception return (Suarez kick), 02:59
	03:57	UTEP - Hardison 5-yd rush (Thompson pass from Hardison), 3-78, 01:18
4th	12:11	UTEP - Flores 4-yd pass from Hardison (Baechle kick), 8-63, 04:43
	04:36	FAU - Evans 17-yd pass from Perry (Suarez kick), 7-89, 02:33
	00:00	UTEP - Baechle 27-yd FG, 13-65, 04:36

### TEAM STATISTICS

	FAU	UTEP
First Downs	20	17
Rushing Attempts-Yards	38-165	41-234
Passing Yards	164	178
Passes	12-20-0	16-26-1
Total Offense	329	412
Punt Returns-Yards	1-24	1-3
Kickoff Returns-Yards	1-25	1-19
Punts-Average	4-36.2	5-42.0
Fumbles-Lost	5-1	1-0
Penalties-Yards	3-25	9-56
Time of Possession	24:22	35:38

### UTEP Leaders

Passing	C-A-I	YDS	TD	LG
Hardison	16-26-1	178	1	34
Rushing	ATT.	YDS	TD	LG
Hankins	17	138	0	72
Awatt	15	59	0	13
Receiving	Rec.	YDS	TD	LG
Smith	7	70	0	20
Flores	6	48	1	19

### FAU Leaders


Passing	C-A-I	YDS	TD	LG
Perry	12-20-0	164	1	36
Rushing	ATT.	YDS	TD	LG
McCammon	13	79	1	32
Mobley	9	59	0	20
Receiving	Rec.	YDS	TD	LG
Wester	5	69	0	36
Edrine	4	52	0	18

Tackles	U-A-T	Sack-YD	TFL-YD	Int.-YD
Wallerstedt	2-9-11	0.5-3	0.5-3	0-0
Taylor	4-4-8	2.0-13	3.5-14	0-0

Tackles	U-A-T	Sack-YD	TFL-YD	Int.-YD
Wester	5-4-9	1.0-9	1.5-10	0-0
Wansley	4-3-7	0.0-0	0.0-0	0-0

# UTEP FOOTBALL 2022 RECAPS

## Game #9

	<b>Middle Tennessee (4-4, 1-3)</b>	<b>24</b>
	<b>UTEP (4-5, 2-3)</b>	<b>13</b>

**El Paso, Texas • Sun Bowl Stadium (10,727)**  
**Oct. 29, 2022**

UTEP's Tyrin Smith and Cal Wallerstedt produced career numbers but it wasn't enough as Middle Tennessee outscored the Miners 14-3 in the second half on its way to a 24-13 victory on Oct. 29 in the Sun Bowl.

Smith tallied a career-best 10 receptions for 117 yards and a touchdown, while Wallerstedt led the way with a game-high and career-most 14 tackles. But UTEP (4-5, 2-3 Conference USA) was called for game-changing penalties and missed opportunities on potential gamebreakers. MT (4-4, 1-3 C-USA) put the game away and chalked up its first league win of the season on a 75-yard touchdown pass Chase Cunningham to Jaylin Lane with 7:20 remaining in the contest.

Two key plays that changed the momentum for the Miners included a dropped pass by Trent Thompson on the first play in the second half that would've gone for a 75-yard score, while the second was an offensive passing interference on Reynaldo Flores that was called after a potential game-tying TD by Smith early in the fourth quarter.

On a positive note, Gavin Baechle, who's produced career numbers in 2022, nailed a pair of field goals – both from 47 yards out – and setting a school record with 17 consecutive made field goals. Baechle got the Miners on the board at the 11:12 mark of the second quarter, and then hit his second one to cut the deficit to four points (17-13) with 7:30 left in the contest.

MT got on the board first after Zeke Rankin hit a 23-yard field goal at the 12:14 mark of the first quarter. The Blue Raiders then jumped out to a 10-0 lead on a Chase Cunningham 17-yard touchdown pass to Jeremy Tate Jr. at the 2:17 mark of the first quarter.

### SCORE BY QUARTERS

TEAM	1ST	2ND	3RD	4TH	TOTAL
MIDDLE TENNESSEE	10	0	7	7	24
UTEP	0	10	0	3	13

### QTR TIME SCORING PLAY

1st	12:14	MT - Rankin 23-yd FG, 8-68, 02:46
	02:17	MT - Tate Jr. 17-yard pass from Cunningham (Rankin kick), 7-39, 03:04
2nd	11:12	UTEP - Baechle 47-yd FG, 13-65, 07:38
	00:27	UTEP - Smith 4-yard pass from Hardison (Baechle kick), 14-83, 03:22
3rd	06:41	MT - England-Chisolm 6-yard pass from Cunningham (Rankin kick), 6-36, 03:19
4th	07:30	UTEP - Baechle 47-yd FG, 10-59, 04:53
	07:20	MT - Lane 75-yard pass from Cunningham (Rankin kick), 1-75, 00:10

### TEAM STATISTICS

	MT	UTEP
First Downs	20	19
Rushing Attempts-Yards	35-113	34-101
Passing Yards	265	191
Passes	21-27-0	20-35-1
Total Offense	378	292
Punt Returns-Yards	4-14	2--1
Kickoff Returns-Yards	0-0	3-51
Punts-Average	5-47.8	5-44.7
Fumbles-Lost	1-1	0-0
Penalties-Yards	7-43	8-67
Time of Possession	27:27	32:33


UTEP Leaders				
Passing	C-A-I	YDS	TD	LG
Hardison	19-34-1	177	1	26
Rushing				
ATT.	YDS	TD	LG	
Hankins	13	68	0	16
Awatt	12	48	0	12
Receiving				
Rec.	YDS	TD	LG	
Smith	10	117	1	26
Flores	3	31	0	13

MT Leaders				
Passing	C-A-I	YDS	TD	LG
Cunningham	21-27-0	265	3	75
Rushing				
ATT.	YDS	TD	LG	
Peasant	20	96	0	25
Bracy	4	12	0	5
Receiving				
Rec.	YDS	TD	LG	
Lane	7	147	1	75
Tate Jr.	3	33	1	17

Tackles	U-A-T	Sack-YD	TFL-YD	Int.-YD
Wallerstedt	6-8-14	2.0-7	2.5-8	0-0
Knight	7-4-11	0.0-0	0.0-0	0-0

Tackles	U-A-T	Sack-YD	TFL-YD	Int.-YD
Ross	5-3-8	0.0-0	0.0-0	0-0
Fuellen	4-4-8	0.0-0	0.0-0	0-0

## Game #10

	<b>UTEP (4-6, 2-4)</b>	<b>30</b>
	<b>Rice (5-4, 3-2)</b>	<b>37</b>

**Houston, Texas • Rice Stadium (18,326)**  
**Nov. 3, 2022**

T.J. McMahon connected with Bradley Rozner for a 23-yard touchdown pass with 25 seconds left, leading Rice to a 37-30 victory over UTEP on Nov. 3 at Rice Stadium.

The loss dealt a major blow to the Miners' bowl hopes, as they dropped to 4-6 overall and 2-4 in Conference USA with two games to play.

After UTEP tied the game with 2:35 to go on a 32-yard field goal by Gavin Baechle — his third of the night — the Owls (5-4, 3-2 C-USA) were able to move 75 yards on seven plays for the game winner. Outside of the touchdown, the key play on the drive was a 20-yard pass from McMahon to Isaiah Esdale on third and eight at the UTEP 47-yard line.

The Owls finished 8-of-13 on third down conversions, as McMahon completed 21-of-31 passes for 334 yards and two TD's. Rice piled up 502 yards of offense.

The Owls racked up 284 yards in the first half, and scored on four of five possessions with two touchdowns. An interception by Ilijah Johnson's quelled the other drive, and the Miners capitalized with a seven-yard touchdown pass from Gavin Hardison to James Tupou to tie the game at 17 late in the second quarter. But Rice's Christian VanSickle hit a 21-yard field goal to send the Owls to the locker room with a 20-17 advantage.

### SCORE BY QUARTERS

TEAM	1ST	2ND	3RD	4TH	TOTAL
UTEP	7	10	3	10	30
RICE	10	10	7	10	37

### QTR TIME SCORING PLAY

1st	11:41	UTEP - Hankins 2-yard rush (Baechle kick), 8-78, 03:13
	05:49	Rice - VanSickle 43-yard FG, 12-50, 05:52
	00:33	Rice - West 1-yard rush (VanSickle kick), 7-57, 03:41
2nd	12:06	UTEP - Baechle 46-yd FG, 8-46, 03:27
	10:26	Rice - McMahon 2-yard rush (VanSickle kick), 4-75, 01:40
	03:04	UTEP - Tupou 7-yd pass from Hardison (Baechle kick), 9-47, 04:48
	00:16	Rice - VanSickle 21-yard FG, 12-72, 02:48
3rd	03:55	UTEP - Baechle 51-yd FG, 7-13, 02:06
	01:23	Rice - Bradley 27-yard pass from McMahon, 5-75, 02:32
4th	11:17	UTEP - Brownholtz 25-yard rush (Baechle kick), 11-75, 05:06
	06:52	Rice - VanSickle 38-yard FG, 8-46, 04:19
	02:35	UTEP - Baechle 32-yd FG, 9-60, 04:17
	00:25	Rice - Rozner 23-yd pass from McMahon (VanSickle kick), 7-75, 02:10

### TEAM STATISTICS

	UTEP	RICE
First Downs	15	21
Rushing Attempts-Yards	36-154	32-168
Passing Yards	159	334
Passes	15-28-0	21-31-1
Total Offense	313	502
Punt Returns-Yards	0-0	1-32
Kickoff Returns-Yards	2-22	1-28
Punts-Average	4-43.8	2-35.5
Fumbles-Lost	0-0	1-1
Penalties-Yards	4-24	5-40
Time of Possession	31:21	28:39

UTEP Leaders				
Passing	C-A-I	YDS	TD	LG
Hardison	8-18-0	103	1	37
Rushing				
ATT.	YDS	TD	LG	
Brownholtz	8	64	1	25
Hankins	9	42	1	9
Receiving				
Rec.	YDS	TD	LG	
Smith	6	79	0	37
Flores	3	18	0	11

Rice Leaders				
Passing	C-A-I	YDS	TD	LG
McMahon	21-31-1	334	2	46
Rushing				
ATT.	YDS	TD	LG	
Otoviano	6	65	0	31
Montgomery	8	58	0	34
Receiving				
Rec.	YDS	TD	LG	
Rozner	10	142	1	46
Esdale	6	58	0	20

Tackles	U-A-T	Sack-YD	TFL-YD	Int.-YD
Knight	4-8-12	0.0-0	0.5-2	0-0
Wallerstedt	5-5-10	1.0-9	1.5-9	0-0

Tackles	U-A-T	Sack-YD	TFL-YD	Int.-YD
Morrison	2-7-9	1.0-9	1.0-9	0-0
Taylor	5-3-8	0.0-0	0.0-0	0-0