



2022 FOOTBALL GAME NOTES

NORTH TEXAS ATHLETICS COMMUNICATIONS: 1301 S. Bonnie Brae St. | Denton, TX 76207 | MEANGREENSPORTS.COM | @MEANGREENFB

GAME 10

NORTH TEXAS (5-4, 4-1 C-USA) vs. FIU (4-4, 2-2 C-USA)



Nov. 4, 2022 • 3:00 p.m. CT • TV: ESPN+ • Radio: Mean Green Sports Network
Denton, Texas • Apogee Stadium (30,850)

MEDIA INFORMATION

TV: ESPN+ | espn.com/watch | ESPN app

Talent: Kyle Youmans (PxP), Hek'ma Harrison (analyst)

Radio: Mean Green Sports Network

Talent: Dave Barnett (pxp), Hank Dickenson (analyst), Michelle Brooks (sideline)

Stations: KHYI 95.3 | KXXN 97.5 | The Varsity Network

Live Stats: MeanGreenStats.com

Twitter: @MeanGreenFB | #GMG

UNT	5-4, 4-1 C-USA
Ranking	NR — AP, NR — Coaches
Last Game	Oct. 29, 2022 Win at WKU, 40-13
Head Coach	Seth Littrell (Oklahoma, '01)
Career Record	42-42 (7th season)
UNT Record vs. FIU	42-42 (7th season) 1-0

FIU	4-4, 2-2 C-USA
Ranking	NR — AP, NR — Coaches
Last Game	Oct. 28, 2022 Win vs. LA Tech, 42-34 (2OT)
Head Coach	Mike MacIntyre (Georgia, '89)
Career Record	50-70 (10th Season)
FIU Record vs. UNT	4-4 (1st Season) 0-0

UNT COACHING STAFF

On the Field

Seth Littrell	Head Coach
Tommy Mainord	Assoc. HC/Co-OC/Receivers
Patrick Cobbs	Asst. HC/Running Backs
Phil Bennett	Defensive Coord./Safeties
Jim Gush	Co-DC/Linebackers
Randy Clements	Offensive Line
Adrian Mayes	Tight Ends
Matt Passwaters	Defensive Line
Chris Petrilli	Special Teams/Outside LBs

In the Booth

Mike Bloesch	Offensive Coordinator/QB
Jarred Holley	Cornerbacks

UNT ATHLETICS COMMUNICATIONS

TAYLOR BRYAN Primary Contact

254-709-4411 (cell) • Taylor.Bryan@unt.edu

DOUG WATERS Secondary Contact

936-240-6780 (cell) • Doug.Waters@unt.edu

STORY LINES

- Coming off a dominant performance against WKU to take sole possession of second place in C-USA, UNT returns to action Saturday to take on FIU for homecoming.
- With the win over WKU, UNT has now won nine of its last 10 conference games eight consecutive conference wins dating back to Oct. 30, 2021.
- The Mean Green are 4-5 all-time against FIU with the Mean Green winning each of the last two contests, most recently coming in a 49-7 victory in Miami in 2021.
- North Texas ranks t-11th nationally in yards per play (7.01) and is the highest ranking Group of Five team.
- Team captain **Manase Mose** made his 57th straight start up front in the contest against UTSA to extend his program record for career starts, previously held by Andy Brewster (2001-04). Mose was named a team captain along with senior LB **KD Davis** by the coaching staff prior to the season.
- The Mean Green are very experienced along the offensive line with a total of 152 career games played, a figure that ranks in the top 10 nationally.
- UNT's five quarterbacks have made 42 collegiate starts led by 21 from **Austin Aune**. Other totals include **Stone Earle** (8), **Grant Gunnell** (7), **Jace Ruder** (5) and **JD Head** (2).
- UNT linebacker **KD Davis** is the first Mean Green defender to lead the team in tackles for three consecutive seasons since **Zach Orr** (2011-13) and is on pace to be the first to accomplish the feat in four straight years..
- The Mean Green have had eight different players return a punt for a touchdown since 2012, tied for the second-most nationally behind only Alabama (12).
- UNT running backs have 12 career 100-yd games including five by **Oscar Adaway**, four from **Ikaika Ragsdale**, two by **Ayo Adeyi** and one from **Isaiah Johnson**. Both Adaway and Adeyi passed the century mark in the win over LA Tech while **Kaylon Horton** narrowly missed joining the club with a career-high 97 rushing yards.
- The 2022-23 academic year is UNT's final season of competition in Conference USA. The Mean Green will transition to The American Athletic Conference on July 1, 2023.
- Five of UNT's six road games will be played in stadiums that will host bowl games this season with the

2022 SCHEDULE

DATE	OPPONENT	TV	RESULT
Aug. 27	NORTH TEXAS at UTEP	STADIUM	W, 31-13
UNT outscores UTEP 17-0 in the second half to open the season with a win.			
Sept. 3	SMU vs. NORTH TEXAS	CBSSN	L, 48-10
Oscar Adaway's 117 yards on the ground are not enough as UNT falls to SMU in the home opener.			
Sept. 10	TEXAS SOUTHERN VS. NORTH TEXAS	ESPN3	W, 59-27
UNT offense racks up 607 yards of total offense to take down Texas Southern.			
Sept. 17	NORTH TEXAS at UNLV	SSSEN	L, 58-27
UNLV outscores UNT 35-7 in the second half to pull away for the win.			
Sept. 24	NORTH TEXAS at MEMPHIS	ESPN+	L, 44-34
UNT rolls up 473 yards of total offense but turns the ball over four times to fall on the road.			
Oct. 1	FAU vs. NORTH TEXAS	ESPN+	W, 45-28
Texada picks off two passes and Shorter catches three touchdowns to lead UNT to a home victory.			
Oct. 15	LA TECH vs. NORTH TEXAS	ESPN3	W, 47-27
Mean Green set school record with 475 rushing yards to win eighth straight C-USA contest.			
Oct. 22	NORTH TEXAS at UTSA	Stadium	L, 31-27
UTSA scores a touchdown with :15 seconds left on the clock to take down UNT in a back-and-forth affair.			
Oct. 29	NORTH TEXAS at WKU	Stadium	W, 40-13
UNT registers 541 yards of offense to take down WKU and take sole possession of 2nd place in C-USA			
Nov. 5	FIU vs. NORTH TEXAS	ESPN+	3 PM CT
Denton, Texas // Apogee Stadium (30,850) // FIU leads 5-4			
Nov. 12	NORTH TEXAS at UAB	Stadium	2:30 PM CT
Birmingham, Ala. // Protective Stadium (47,100) // UAB leads 5-1			
Nov. 26	RICE vs. NORTH TEXAS	ESPN Networks	1 PM CT
Denton, Texas // Apogee Stadium (30,850) // UNT leads 7-5			



SETH LITTRELL

HEAD COACH, SEVENTH SEASON

THE LITTRELL FILE

PERSONAL

Born: July 24, 1978

Family: wife: Becca; children: Elle, Tripp

EDUCATION

Oklahoma, 2001 (Communications)

COACHING EXPERIENCE

2002-04	Kansas, GA
2005-08	Texas Tech, RB
2009	Arizona, RB/TE
2010	Arizona, co-OC/RB/TE
2011	Arizona, OC/RB/TE
2012-13	Indiana, OC/FB/TE
2014-15	North Carolina, associate head coach/OC
2016-pres.	North Texas, head coach

THE LITTRELL WORKSHEET

YEAR	OVERALL		CONFERENCE	
	SCHOOL	RECORD	RECORD, FINISH	
2016	North Texas	5-8	3-5, 4th (west)	
2017	North Texas	9-5	7-1, 1st (west)	
2018	North Texas	9-4	5-3, T-2nd (west)	
2019	North Texas	4-8	3-5, T-4th (west)	
2020	North Texas	4-6	3-4, 4th (west)	
2021	North Texas	6-7	5-3, 3rd (west)	
2022	North Texas	5-4	4-1	
TOTALS	7 seasons	42-42	30-22	

MEAN GREEN IN THE NFL

NAME	POS.	TEAM
Jalen Guyton ^A	WR	Los Angeles Chargers
Jeffery Wilson Jr.	RB	San Francisco 49ers
Jaelon Darden	WR	Tampa Bay Buccaneers
La'Darius Hamilton	OLB	Green Bay Packers
Kemon Hall*	DB	Los Angeles Chargers
Jordan Murray*	OL	Indianapolis Colts

*Practice squad

^AInjured reserve

MORE QUICK HITTERS

- LB **KD Davis** leads C-USA and ranks fifth in the nation with 90 tackles on the year after adding 6 in Saturday's contest against WKU.
- OLB **Mazin Richards** recorded 1.5 sacks against UTSA giving him 27.5 sacks in his career. He is tied for third among active FBS players in career sacks and leads FBS in sacks per game (0.92).
- Seventh-year head coach **Seth Littrell** heads into the contest as the longest active tenured Division I football head coach in Texas. Littrell has 41 career wins, as the win over LA Tech moved him passed CFB Hall of Famer **Hayden Fry** (40) for fifth on UNT's all-time list.
- UNT's 2022 roster features 21 student-athletes that have already earned undergraduate degrees.
- UNT has had a number of different players step up this season with 15 different players recording a reception and 11 different players recording at least one receiving touchdown.

FIU SERIES HISTORY

- Saturday's matchup will be the ninth all-time between the two programs with FIU holding a slim 5-4 edge with the last coming in 2021 in Miami.
- UNT has won each of the last two meetings, including a 49-7 win over the Panthers last season.
- The longest game in program history for the Mean Green came against FIU in 2006 when UNT pulled out a thrilling 25-22 win over the Panthers in seven overtimes.

UP NEXT

- UNT heads on the road for the final time in the regular season next Saturday when they travel to Alabama to take on UAB.
- The Mean Green trail the all-time series against the Blazers 4-1 having lost each of the last three matchups dating back to 2017.

FEWEST # OF SENIOR STARTERS IN FBS

1.	Texas A&M	3
	Wyoming	3
3.	UNT	4
	California	4
	Navy	4
	Temple	4

UNT BY THE NUMBERS

- As a team, UNT leads C-USA in total offense (490.6), passing yards per completion (16.04), sacks allowed per game (1.00), and fewest penalties (5.89), penalty yards per game (52.12) and fourth down conversion percentage (47.4%).
- In conference-only games this season, the UNT offense ranks first in total offense and scoring, second in rushing offense and third in passing offense.
- This season, the Mean Green rank inside the top-20 in FBS in rushing offense (14th), total offense (14th), first downs (12th), sacks allowed (14th) and passing yards per completion (4th)
- Additionally, UNT is tied for seventh in FBS with 66 rushes of 10 or more yards.

MAGIC NUMBER

- Under seventh-year head coach Seth Littrell, North Texas is 27-0 when it scores 40 or more points, including three times in both the 2021 season and four in 2022.
- In the 13 years prior to Littrell's arrival, the Mean Green had only scored 40 or more points 16 times total.

KD DAVIS IS 'THE MAN' IN THE MIDDLE

- Senior linebacker **KD Davis** is the anchor of UNT's defense under coordinator Phil Bennett.
- The Ennis, Texas native recorded 19 tackles in the win over LA Tech, the most for any UNT player since at least 2000. The 19 tackles is the third-most by any FBS player in a game this season.
- A 2021 first-team All-CUSA selection and 2022 preseason All-American, Davis leads C-USA defenders in both total tackles (90) and solo tackles (52). He ranks inside the top-six in the FBS in both categories.
- Davis currently ranks fourth in among all Division I players with 379 total tackles in his career.
- After recording eight assisted tackles in the win over LA Tech, Davis moved into first place all-time with 190 assisted tackles in his career, passing Craig Robertson (2006-10).
- As shown below, Davis ranks inside the top-10 in program history in career solo tackles, assisted tackles, tackles for loss and total tackles. Davis needs 39 tackles over the final three regular season games to surpass Byron Gross (1987-90) for the most in UNT history.

KD IN THE UNT CAREER RECORD BOOKS

TOTAL TACKLES		SOLO TACKLES (SINCE 2000)		SACKS		TACKLES FOR LOSS	
Name, Years	TT	Name, Years	SOLO	Name, Years	SACKS	Name, Years	TFL
1. Byron Gross, 1987-90	418	1. Kishawn McClain, 2014-17	234	1. Willis Hudson, 1991-95	24.0	1. Brandon Kennedy, 2000-03	61.0
2. Craig Robertson, 2006-10	381	2. Craig Robertson, 2006-10	194	2. Adrian Awasom, 2001-04	20.0	2. EJ Ejija, 2016-18	40.5
3. KD Davis, 2018-current	379	3. KD Davis, 2018-current	180	Roderick Manning, 1986-89	20.0	3. Brad Kassell, 1998-01	39.0
				4. Corbin Montgomery, 1997-99	19.5	4. Brandon Garner, 2016-19	34.5
				5. Scott Blank, 1997-98	18.0	5. Adrian Awasom, 2001-04	32.0
				6. LaDarius Hamilton, 2016-19	17.0	6. KD Davis, 2018-current	30.5
				Brandon Akpunku, 2008-11	17.0		
				8. Brandon Kennedy, 2000-03	16.5		
				9. EJ Ejija, 2016-18	16.0		
				10. Jeremiah Chapman, 2004-07	15.5		
				-- KD Davis, 2018-current	13.0		

NEVER MISSED A GAME

- Following a redshirt season in 2017, North Texas junior offensive lineman **Manase Mose** has been a fixture in the Mean Green’s lineup.
- The Euleless, Texas native has started all 57 games of his career with time at both guard and center dating back to the 2018 season, setting the program record previously held by Andy Brewster from 2001-04.
- Mose’s 57 straight starts is tops on the team, followed by linebacker KD Davis’ 39 career starts.
- As shown below, Mose’s 57 career starts is tied for the eighth-most in NCAA history.

NCAA CAREER GAMES STARTED, FBS (OFFENSIVE/DEFENSIVE PLAYERS ONLY)

	Games	Player	Pos.	School	Years
1.	65	Thomas Hennigan	WR	App State	2017-21
2.	61	Trey Carter	OL	Coastal Carolina	2017-21
3.	60	Alex Palczewski	OL	Illinois	2017-current
	60	Thomas Sargeant	OL	Liberty	2017-21
	60	Airon Servais	OL	Syracuse	2016-21
	60	Ben Petruła	OL	Boston College	2017-21
7.	59	Connor Olson	OL	Minnesota	2016-21
8.	57	Manase Mose*	OL	North Texas	2018-current
	57	Mitch Hyatt	OL	Clemson	2015-18
	57	Ross Pierschbacher	OL	Alabama	2015-18

* - All games played consecutively

FIVE BOWL GAMES IN SIX YEARS

- North Texas head coach Seth Littrell has led the Mean Green to five bowl game appearances in six years.
- The Mean Green have been to 13 bowl games in their program’s 106-year history.
- The current streak is the only time in program history they’ve reached five bowl games over a six-year period. UNT went to four straight bowl games from 2001-04 to end a drought that started in 1960.

MLB DRAFT PICK

- UNT QB **Austin Aune** was a second round MLB Draft pick in the 2012 draft by the New York Yankees. He played six years in the Yankees’ farm system and reached High-A with the Tampa Yankees.
- He played in 387 minor league games and hit .226 with 20 home runs and 144 runs batted in.
- The 29-year-old (born Sept. 6, 1993) and his wife Kristin welcomed their first child in February 2022. He is the oldest non-specialist in FBS and the eighth-oldest player overall. He is also believed to be the oldest FBS Division I QB to start a game in the modern era.

AUNE IN THE RECORD BOOKS

- Aune has etched his name in the UNT record books in a large number of categories, proving himself to be one of the top QBs in Mean Green history.
- After putting up 322 yards in Saturday’s contest against WKU, Aune ranks sixth in program history with 6,116 passing yards. Next up is Scott Davis with 6,923.
- Heading into the contest, Aune ranks fourth in Division I in passing touchdowns (23) and first in passing yards per completion (16.13) this season.
- Aune is 11-10 all-time as a starting quarterback at UNT and has 46 career touchdown passes, good for the fifth-most in program history. He has produced nine games in his career with three or more touchdowns, only Mason Fine has had more (15).
- Aune leads C=USA in TD passes and pass plays of 40+ yards (13, 2nd FBS behind Hendon Hooker) and 50+ yards (8, 2nd FBS behind Max Duggan).
- In total, Aune ranks inside the top-10 in program history in career passing efficiency (2nd), passing yards (6th), attempts (8th), completions (8th), yards per completion (1st), yards per attempt (1st), passing touchdowns (5th), touchdown-to-interception ratio (2nd) and yards per game (3rd).

BIG PLAY THREATS

- Junior WR **Jyaire Shorter** and redshirt freshman WR **Ja’Mori Maclin** have both been big play threats for UNT this season.
- Maclin leads all of FBS with 29.1 yards per reception while Shorter ranks seventh at 22.5 yards per catch. Maclin has produced four games this season where he has caught a 30+ yard pass.
- After scoring a touchdown against LA Tech, five of the last seven passes Shorter has caught have gone for touchdowns.
- In his career, 42 of Shorter’s 51 receptions have gone for either a first down or a touchdown (14 of 16 this season). Nearly one-third (29.4 percent) of Shorter’s career receptions have been touchdowns as he leads UNT this season with six.

2022 HONORS

OSCAR ADAWAY III, RB

Comeback Player of the Year Watch List

AUSTIN AUNE, QB

CUSA Offensive Player of the Week (8/29/22)
HM Tyler Rose Player of the Week (9/13 & 10/31)

GABE BLAIR, OL

Fourth team Preseason All-CUSA (Athlon)

COLE BROWN, OL

Third team Preseason All-CUSA (Phil Steele)

RODERICK BROWN, DL

C-USA Preseason Watch List
Second team Preseason All-CUSA (Phil Steele)
Third team Preseason All-CUSA (Athlon)

RODERIC BURNS, WR/PR

Biletnikoff Award Watch List
Earl Campbell Tyler Rose Watch List
C-USA Preseason Watch List
4th team Preseason All-CUSA (Athlon, Phil Steele)
PFF Offensive Team of the Week (10/24/22)

JOHN DAVIS, DB

First team Preseason All-CUSA (Phil Steele)

KD DAVIS, LB

Rotary Lombardi Award Watch List
Bednarik Award Watch List
Nagurski Trophy Watch List
Butkus Award Watch List
Fourth team Preseason All-American (Phil Steele)
C-USA Preseason Watch List
Best Linebacker in Texas (DCTF)
First team Preseason All-CUSA (Athlon, Phil Steele, Lindy’s)
First team All-Texas College (DCTF)
Shrine Bowl 1000
C-USA Defensive Player of the Week (10/17/22)

SEAN-THOMAS FAULKNER, DB

Wueffrel Trophy Nominee

DESHAWN GADDIE, DB

Second team Preseason All-CUSA (Athlon)
PFF National Team of the Week (8/31/22)

ENOCH JACKSON, DL

Fourth team Preseason All-CUSA (Athlon)

ISAIAH JOHNSON, RB

Fourth team Preseason All-CUSA (Phil Steele)

KAYLON HORTON, KR

C-USA Special Teams Player of the Week (9/19)

ETHAN MOONEY, K

C-USA Preseason Watch List
First team All-Texas College (DCTF)

2022 HONORS

MANASE MOSE, OL

Outland Trophy Watch List
 C-USA Preseason Watch List
 First team Preseason All-CUSA (Athlon, Phil Steele, Lindy's)
 Second team All-Texas College (DCTF)
 Polynesian Player of the Year Watch List
 PFF National Team of the Week (8/31/22)

LARRY NIXON, LB

Third team Preseason All-CUSA (Phil Steele)

IKAIKA RAGSDALE, RB

Third team Preseason All-CUSA (Athlon)

JAKE ROBERTS, TE

PFF National Team of the Week (8/31/22)

BERNARDO RODRIGUEZ, P

Ray Guy Watch List

JYAIRE SHORTER, WR

Comeback Player of the Year Watch List
 PFF National Team of the Week (9/24/22)

RIDGE TEXADA, DB

C-USA Defensive Player of the Week (10/3/22)

LOGAN WILSON, DB

C-USA Defensive Player of the Week (10/31/22)

MOON MAN

- Prior to having his extra point blocked against WKU, Senior kicker **Ethan Mooney** had made 134 straight PATs dating back to Oct. 12, 2019 at Southern Miss when he also had a kick blocked. He has missed just two PATs in his career, both of which were blocked. He's 156-for-158 in his career.
- His 134 consecutive made PAT's is the second longest streak in North Texas history behind only Trevor Moore (154 straight, 2014-17). After connecting on four extra points against WKU, Mooney is now the program's all-time leader in career XPs (154).
- Mooney currently ranks second in C-USA and eighth in FBS with 14 made field goals this season.
- The Fort Worth native has made 48 field goals (3rd in UNT history) in his career, just one behind second place (Keith Chapman, 49, 1985-89). Mooney converted his second career game-winning field goal with a 27-yarder to knock off UTEP in 2021.
- After totaling 100 points in the win over WKU, Mooney became just the second player in program history to record 300 career points. He passed RB Lance Dunbar (2008-11) for second on the all-time list.

POINTS, KICKING

CAREER LEADERS

PLAYER	SEASONS	FG	PAT	PTS
1. Trevor Moore	2014-17	53	154	313
2. Ethan Mooney	2018-current	48	156	300

FIELD GOAL PERCENTAGE

CAREER LEADERS MINIMUM 25 ATTEMPTED

PLAYER	SEASONS	FGM	FGA	PCT
1. Trevor Moore	2014-17	53	66	.803
2. Ethan Mooney	2018-current	48	62	.774

FOUR-HEADED MONSTER

- The Mean Green backfield in 2022 features four players who have all experienced success in their collegiate careers with the Mean Green. All four players have started a game at RB for the Mean Green this season.
- The four-headed monster consisting of **Ikaika Ragsdale**, **Oscar Adaway**, **Ayo Adeyi** and **Isaiah Johnson** 12 career 100-yard games including a pair of 100-yard performances from Adeyi and Adaway against LA Tech.
- The quartet dominated the running game against the Bulldogs, setting a new program record with 475 yards rushing. It is the second-most by any FBS team this year behind only Air Force's 582 vs. Northern Iowa (9/3).
- The Mean Green feature three of the top 16 rushers in CUSA: Adeyi (3rd, 631 yards), Adaway (4th, 583 yards) and Ragsdale (16th, 327 yards).
- Adeyi leads C-USA in yards per carry (7.99, fourth in FBS) and is tied for the league lead with three carries of 50+ yards.
- Since 2001, UNT has produced 24 300-yard rushing games. After reaching the milestone three times this season, 11 of those 24 contests has come under head coach Seth Littrell.

STACKED TIGHT END ROOM

- UNT has two of the top tight ends in Conference USA in sophomore **Jake Roberts** and reshirt freshman **Var'Keyes Gumms**.
- Roberts has started all nine games for UNT and sits sixth on the team with 238 yards on 19 catches. He is also one of five UNT players to catch multiple touchdown passes this season.
- Gumms, meanwhile, has caught 20 passes for 347 yards and four touchdowns. His four TDs are the most by any TE in C-USA, tied for 12th nationally among tight ends and are tied for the fifth-most in program history among TEs. Gumms also ranks fourth among FBS tight ends with 17.4 yards per catch.

UNT SINGLE-SEASON TOUCHDOWNS, TIGHT ENDS

	Name	Year	Rec.	Yards	TD
1.	Marcus Smith	2014	15	238	6
2.	Andy Blount	2004	30	427	5
	Andy Blount	2003	20	369	5
	Jason Pirtle	2019	17	263	5
5.	Var'keyes Gumms	2022	18	317	4
	Brian Waters	1996	28	272	4

BURNS BABY BURNS

- Junior WR **Roderic Burns** led the Mean Green in receiving in 2021, and is pacing the UNT wide outs again this season.
- The Houston native leads the team with 29 receptions for 566 yards and a long of 70 yards.
- Burns has 101 receptions for 1,548 yards and five touchdowns in his career. He became the 20th player in program history to reach 100 career receptions with six catches against UTSA.
- Burns has recorded at least one reception in 24 of the last 25 games he has appeared in.

HORTON HEARS A WHO

- Junior WR **Kaylon Horton** returned a kick for a touchdown in the contest against UNLV to become the first UNT player to return a kick for a touchdown since Deion Hair-Griffin in 2019 against Abilene Christian.
- Horton recorded a 28-yard receiving touchdown against WKU to give him seven touchdowns in his career with two kick return TDs, two rushing, one punt return and two receiving TD.
- Horton, a transfer from Tarleton State, is one of eight active FBS players with 3+ KR/PR touchdowns. He currently ranks ninth in the FBS in combined kick return yards and is the only player in C-USA with a kick return touchdown this season.

TEXADA ISLAND

- Sophomore DB **Ridge Texada** has established himself as one of the top defensive backs in the country as he comes in to the contest leading all of FBS with 17 passes defended this season.
- After pulling down another interception against UTSA, Texada ranks 14th in the country and second in C-USA with three interceptions this season. He is the first UNT player to record at least three interceptions since 2018 when Nate Brooks (6), Kemon Hall (5) and Khairi Muhammad (4) all had at least three.

C-USA DEFENSIVE PLAYER OF THE WEEK

- For the second time in three weeks, UNT had a player named the C-USA Defensive Player of the Week as sophomore DB **Logan Wilson** earned the accolade for the first time in his collegiate career after the win over WKU.
- Wilson finished the day with five tackles, including three solo stops, an interception and two pass break-ups. His first career interception came in the fourth quarter in the red zone and ended a potential scoring drive.
- The sophomore DB from Dallas joined KD Davis and Ridge Texada as one of three UNT defenders to win conference player of the week honors. It is the first time since joining C-USA that the Mean Green have had three different players earn POTW honors on the defensive side of the ball in the same season.
- Wilson was a significant contributor for a defense that held WKU, C-USA's highest scoring team coming into the week (37.5 points per game) to 13 points scored through the three quarters, the fewest points the Hilltoppers have scored through three quarters all season. North Texas recorded its first second half shutout since Nov. 6, 2021, at Southern Miss.

BERNARDO BOMBS AWAY

- Senior punter Bernardo Rodriguez has been a key contributor since joining the UNT program from Kansas State in 2019. He was honorable mention All-CUSA in 2020 and was named to the All-Bowl team following his outstanding postseason performance in 2021.
- The Coppell native ranked fourth in CUSA in punting last season (43.9) with 16 punts downed inside the 20, 16 punts of 50 or more yards and a long of 70 against Miami (Ohio) in the Frisco Football Classic.
- Entering his senior season, Rodriguez was named to the Ray Guy Award watch list and ranks in the top 10 at UNT in punts (9th, 108), yards (8th, 4,663) and yards per punt (3rd, 43.18).

WALK-ONS EARN SCHOLARSHIPS

- Under head coach Seth Littrell, North Texas has a strong record of rewarding deserving walk-ons with scholarships when available including 2021's leading receiver Roderic Burns.
- During the final week of fall camp, Littrell announced that redshirt freshman offensive lineman Febechi Nwaiwu, sophomore defensive back Logan Wilson and sophomore linebacker Jaylen Smith had been awarded scholarships.

RECORD BREAKDOWN

Current Streak	W1
Current Home Streak	W3
Current Away Streak	W1
Last Win	40-13 vs. WKU (10/29/22)
Last Home Win	47-27 vs. LA Tech (10/15/22)
Last Away Win	40-13 vs. WKU (10/29/22)
Last Loss	31-27, vs. UTSA (10/22/22)
Last Home Loss	48-10, vs. SMU (9/3/22)
Last Away Loss	31-27, vs. UTSA (10/22/22)

LITTRELL BY THE NUMBERS

	2022	Under Littrell
Home	3-1	26-14
Road	2-3	16-23
Neutral	0-0	0-5
Day Games	3-3	19-24
Night Games	2-1	23-18
vs. AP Ranked Opponents	0-0	1-1
August	1-0	2-0
September	1-3	13-15
October	3-1	13-12
November	0-0	13-8
December	0-0	1-7
January	0-0	0-0
Score < 20 Points	0-1	0-16
Score 20+ Points	5-3	39-26
Score 30+ Points	5-1	34-10
Score 40+ Points	4-0	27-0
Opponent Scores < 20 Points	2-0	16-0
Opponent Scores 20+ Points	3-4	26-42
Opponent Scores 30+ Points	0-4	10-36
Opponent Scores 40+ Points	0-3	3-23
Leading at the Half	5-1	32-6
Trailing at the Half	0-3	9-36
Tied at the Half	0-0	1-0
Leading After 3 Quarters	5-1	38-4
Trailing After 3 Quarters	0-3	3-37
Scoring First	4-2	27-14
Opponent Scores First	1-2	15-28
Running More Plays Than Opponent	0-2	20-22
Opponent Runs More Plays	5-2	19-19
Same Number of Plays	0-0	3-1
Committing More Turnovers	1-3	9-29
Winning Turnover Margin	1-1	20-4
Turnovers Are Even	3-0	12-9
Committing At Least Two Turnovers	1-3	12-29
Winning Time of Possession	2-1	21-13
Opponent Wins Time of Possession	3-3	19-29
Running 70 or More Offensive Plays	3-2	29-29
Running Less Than 70 Offensive Plays	2-2	13-14
Rushing For 150 Yards or More	5-2	34-13
Rushing For Less Than 150 Yards	0-2	8-29
Rushing For 200 Yards or More	3-0	20-6
Passing For 200 Yards or More	3-4	33-32
Passing For Less Than 200 Yards	2-0	10-10
Passing % Is Over 55%	3-1	27-25
Passing % Is Less Than 55%	2-3	15-16
Third Down Conversions is Over 40%	4-1	30-12
Third Down Conversion is Less Than 40%	1-3	10-26
Third Down Conversion is 40%	0-0	3-4
Gaining More Total Yards Than Opponent	4-2	35-14

TEAM OFFENSIVE YARDS PER PLAY, FBS

TEAM	YPP
1. Ohio State	7.75
2. TCU	7.57
3. Tennessee	7.40
4. Georgia	7.24
5. USC	7.17
6. Oregon	7.15
7. Kansas	7.13
8. UCLA	7.08
9. North Carolina	7.05
Alabama	7.05
11. North Texas	7.01
Florida State	7.01

UNT UNIFORM TRACKER

In partnership with Nike, the UNT football program will unveil a large number of uniform combinations throughout the 2022 season. A full list of each uniform is below.

Date	Opponent	Helmet	Jersey	Pants	Date	Opponent	Helmet	Jersey	Pants
8/31	at UTEP	White	White	White	10/29	at WKU	White	White	Green
9/3	SMU	Green	Green	White	11/5	FIU			
9/10	TX Southern	White	Green	Green	11/12	at UAB			
9/17	at UNLV	Green	White	Green	11/26	Rice			
9/24	at Memphis	Green	White	White					
10/1	FAU	Black	Green	Black					
10/15	LA Tech	Black	Black	White					
10/22	at UTSA	Black	White	White					

THE LAST TIME NORTH TEXAS...

SCORING

Scored 30 or more points	40 at WKU (10/29/22)
Scored 40 or more points	40 at WKU (10/29/22)
Scored 50 or more points	59 vs. Texas Southern (9/10/22)
Scored 60 or more points	77 vs. Nicholls State (9/20/14)

TOTAL OFFENSE

Had more than 400 total yards	536 at WKU (10/29/22)
Had more than 450 total yard	536 at WKU (10/29/22)
Had more than 500 total yards	536 at WKU (10/29/22)
Had more than 600 total yards	671 vs. LA Tech (10/15/22)
Had more than 700 total yards	768 at Middle Tennessee (10/17/20)

RUSHING OFFENSE

Rushed for 150 or more yards	196 at WKU (10/29/22)
Rushed for 200 or more yards	475 vs. LA Tech (10/15/22)
Rushed for 250 or more yards	475 vs. LA Tech (10/15/22)
Rushed for 300 or more yards	475 vs. LA Tech (10/15/22)
Rushed for 400 or more yards	475 vs. LA Tech (10/15/22)
Rushed for 450 or more yards	475 vs. LA Tech (10/15/22)

PASSING OFFENSE

Passed for 250 or more yards	340 at WKU (10/29/22)
Passed for 300 or more yards	340 at WKU (10/29/22)
Passed for 350 or more yards	371 at Memphis (9/24/22)
Passed for 400 or more yards	454 vs. Incarnate Word (9/8/18)
Passed for 500 or more yards	601 at SMU (9/8/07)

SCORING DEFENSE

Allowed 0 points	0 vs. Troy (10/30/03)
Allowed 3 or fewer points	3 vs. UTSA (9/21/19)
Allowed 7 or fewer points	7 at FIU (11/20/21)
Allowed 10 or fewer points	3 vs. UTSA (9/21/19)
Allowed 20 or fewer points	13 at WKU (10/29/22)

TOTAL DEFENSE

Allowed fewer than 75 total yards	49 vs. Lamar (11/5/83)
Allowed fewer than 100 total yards	95 vs. Abilene Christian (9/5/92)
Allowed fewer than 150 total yards	147 vs. FIU (11/22/14)
Allowed fewer than 200 total yards	147 vs. FIU (11/22/14)
Allowed fewer than 250 total yards	245 at FIU (11/20/21)
Allowed fewer than 300 total yards	245 at FIU (11/20/21)

RUSHING DEFENSE

Allowed 0 or fewer rushing yards	-6 vs. Abilene Christian (9/5/92)
Allowed 20 or fewer rushing yards	4 vs. SMU (9/1/18)
Allowed 40 or fewer rushing yards	4 vs. SMU (9/1/18)
Allowed 60 or fewer rushing yards	58 at FIU (11/20/21)
Allowed 80 or fewer rushing yards	80 vs. LA Tech (10/15/22)
Allowed 100 or fewer rushing yards	80 vs. LA Tech (10/15/22)

PASSING DEFENSE

Allowed 10 or fewer passing yards	7 vs. Abilene Christian (9/1/94)
Allowed 30 or fewer passing yards	27 vs. Army (11/18/17)
Allowed 50 or fewer passing yards	27 vs. Army (11/18/17)
Allowed 100 or fewer passing yards	79 at LA Tech (9/25/21)
Allowed 150 or fewer passing yards	141 at Memphis (9/24/22)
Allowed 200 or fewer passing yards	141 at Memphis (9/24/22)

MISCELLANEOUS TEAM

UNT wins when holding opponents to 10 or less	42 consecutive, last loss at Marshall 7-0 (11/25/88)
Last shutout win	21-0 vs. Troy (10/30/03)

2022 GAME CAPTAINS

UNT head coach **Seth Littrell** announced senior LB **KD Davis** and senior OL **Manase Mose** had been elected the team's captains for the 2022 season.

Additionally, the team votes on game captains each week. Below is a record of those student-athletes:

UTEP	Roderic Burns	Kevin Wood
SMU	Jake Roberts	Deshawn Gaddie
TSU	Larry Nixon	Oscar Adaway
UNLV	Cole Brown	Sean-Thomas Faulkner
Memphis	Jyaire Shorter	Quinn Whitlock
FAU	Damon Ward	Ethan Mooney
LA Tech	Austin Aune	Ridge Texada
UTSA	Ayo Adeyi	Mazin Richards
WKU	Roderic Burns	Kortlin Rausaw
FIU		
UAB		
Rice		



collegepressbox is the official media website for Division I football. Access and download game notes, quotes, statistics, media guides, headshots, logos and more for all FBS schools, conferences, postseason games, awards and the College Football Playoff. For access, please register for an account at collegepressbox.com/register.

UNT QUICK FACTS

LOCATION	Denton, Texas
FOUNDED	1890
PRESIDENT	Dr. Neal Smatresk
ENROLLMENT	44,532
ATHLETIC DIRECTOR	Wren Baker
NICKNAME	Mean Green
COLORS	Green and White
HOME FIELD	Apogee Stadium
CAPACITY	30,850
SURFACE	Artificial
FIRST YEAR OF FOOTBALL	1913
YEARS OF FOOTBALL	106
CONFERENCE	C-USA
HEAD COACH	Seth Littrell
OVERALL RECORD	42-42 (7th Season)
RECORD AT UNT	Same
PRIMARY OFFENSE	Spread
PRIMARY DEFENSE	Multiple

UNT TEAM RECORD

OVERALL	535-532-33
HOME	290-161-12
AWAY	242-360-21
NEUTRAL	3-11
SINCE DIV 1-A (1995)	126-206
APOGEE STADIUM RECORD	44-25

VERSUS OTHER FBS CONFERENCES

THE AMERICAN	2-9
ACC	0-3
BIG EAST	0-1
BIG 12	7-58
BIG TEN	1-3
C-USA	72-87-1
INDEPENDENT	5-5
MAC	3-7
MOUNTAIN WEST	7-17
PAC 12	2-7
SEC	4-37
SUN BELT	41-47
WAC	34-75-2

CURRENT TEAM STREAKS

WINS	1
HOME WINS	3
AWAY WINS	1
C-USA WINS	1
C-USA LOSSES	1
LOSSES	0
HOME LOSSES	0
AWAY LOSSES	3
NON-CONFERENCE WINS	0
NON-CONFERENCE LOSSES	2

THE LAST TIME A NORTH TEXAS PLAYER...

INDIVIDUAL RUSHING

Had a player rush for 100 more yards	122, Adeyi; 113, Adaway vs. LA Tech (10/15/22)
Had 2+ rush for 100+ yards	122, Adeyi; 113, Adaway vs. LA Tech (10/15/22)
Had 3+ rush for 100+ yards	169, Bean; 143 Torrey; 101 Siggers at MTSU (10/17/20)
Had a player rush for 150+	179, DeAndre Torrey vs. Marshall (10/15/21)
Had a player rush for 200+	245, DeAndre Torrey vs. Northwestern St. (9/4/21)
Had a player rush for 250+	251, Brandin Byrd at Tulsa (11/30/13)
Had a player rush for 300+	313, Lance Dunbar vs. MTSU (12/3/11)
Had a player rush for 2+ TDs	2, Oscar Adaway vs. Texas Southern (9/10/22)
Had a player rush for 3+ TDs	3, DeAndre Torrey vs. No. 15 UTSA (11/27/21)
Had a player rush for 4+ TDs	4, Lance Dunbar vs. MTSU (12/3/11)
Had a player rush for 5+ TDs	Never

INDIVIDUAL PASSING

Had a player pass for 200+	317, Austin Aune at WKU (10/29/22)
Had a player pass for 250+	317, Austin Aune at WKU (10/29/22)
Had a player pass for 300+	317, Austin Aune at WKU (10/29/22)
Had a player pass for 400+	418, Mason Fine vs. UIW (9/8/18)
Had a player pass for 500+	601, Daniel Meager at SMU (9/8/07)
Had a player pass for 2+ TDs	3, Austin Aune at WKU (10/29/22)
Had a player pass for 3+ TDs	3, Austin Aune at WKU (10/29/22)
Had a player pass for 4+ TDs	4, Austin Aune vs. Texas Southern (9/10/22)
Had a player pass for 5+ TDs	5, Austin Aune at UTEP (12/11/20)
Had a player pass for 6+ TDs	7, Mason Fine vs. UTEP (11/2/19)
Had a player pass for 7+ TDs	7, Mason Fine vs. UTEP (11/2/19)
Had a player pass for 8+ TDs	8, Giovanni Vizza vs. Navy (11/10/07)

INDIVIDUAL RECEIVING

Had a player with 10+ receptions	12, Roderic Burns at SMU (9/11/21)
Had a player with 11+ receptions	12, Roderic Burns at SMU (9/11/21)
Had a player with 12+ receptions	12, Roderic Burns at SMU (9/11/21)
Had a player with 15+ receptions	15, Carlos Harris vs USM (10/18/14)
Had a player with 100+ receiving yards	101, Damon Ward at WKU (10/29/22)
Had a player with consecutive 100+ rec. yards	Roderic Burns, 2 games (9/4-11/2021)**
Had a player with 3 consecutive 100+ rec. yards	Jaelon Darden, 3 games (11/28-12/11/20)
Had 2 players 100+ receiving yards	173 Darden; 104 Simpson at UTEP (12/11/20)
Had a player with 150+ receiving yards	173, Jaelon Darden at UTEP (12/11/20)
Had a player with 200+ receiving yards	204, Jaelon Darden at MTSU (10/17/20)
Had a player with 250+ receiving yards	327, Casey Fitzgerald at SMU (9/8/07)
Had a player with 300+ receiving yards	327, Casey Fitzgerald at SMU (9/8/07)
Had a player with 2+ receiving TDs	3, Jyaire Shorter vs. FAU (10/1/22)
Had a player with 3+ receiving TDs	3, Jyaire Shorter vs. FAU (10/1/22)
Had a player with 4+ receiving TDs	4, Jaelon Darden at UTEP (12/11/20)
Had a player with 5+ receiving TDs	5, Casey Fitzgerald vs. Navy 11/10/07)

MISC.

Returned a kickoff for a TD	99 yards by Kaylon Horton at UNLV (9/17/22)
Returned a punt for a TD	90 yards by Keegan Brewer at Arkansas (9/15/18)
Returned an INT for a TD	58 yards by Ridge Texada vs. FAU (10/1/22)
Returned a fumble for a TD	37 yds by Gr. Murphy and 53 yd by KD Davis at USM (11/6/21)
Returned two fumbles for a TD	37 yds by Gr. Murphy and 53 yd by KD Davis at USM (11/6/21)
Recorded two defensive TDs	37 yds by Gr. Murphy and 53 yd by KD Davis at USM (11/6/21)
Blocked a punt	Dion Novil at LA Tech (9/25/21)
Blocked 2+ punts	vs. Old Dominion (10/28/17)
Blocked a FG	DeShawn Gaddie at MTSU (10/17/20)
Blocked a PAT	Dion Novil vs. UAB (9/18/21)
Returned a blocked punt for a TD	20 yards, Dominique Harrison vs. MTSU (10/19/19)
Returned a blocked FG for a TD	66 yards, Phillip Littlejohn vs. Idaho (10/4/97)
Recorded a safety	Team safety vs. Southern Miss (11/19/16)

THE LAST TIME A NORTH TEXAS OPPONENT...

RUSHING OFFENSE

Rushed for 150+ yards	257, UTSA (10/22/22)
Rushed for 200+ yards	257, UTSA (10/22/22)
Rushed for 250+ yards	257, UTSA (10/22/22)
Rushed for 300+ yards	365, UNLV (9/17/22)
Rushed for 400+ yards	500, App St. (12/21/20)
Rushed for 500+ yards	500, App St. (12/21/20)

PASSING OFFENSE

Passed for 300+ yards	320, WKU (10/29/22)
Passed for 400+ yards	424, LA Tech (10/15/22)
Passed for 500+ yards	563, Houston (9/10/11)

TOTAL OFFENSE

Had 400+ yards of total offense.....	466, WKU (10/29/22)
Had 450+ yards of total offense.....	466, WKU (10/29/22)
Had 500+ yards of total offense.....	504, LA Tech (10/15/22)
Had 600+ yards of total offense.....	636, App St. (12/21/20)

INDIVIDUAL RUSHING

Had a player rush for 100+ yards	112, Brenden Brady, UTSA (10/22/22)
Had 2 players rush for 100+ yards	227, Robbins; 100, Brumfield, UNLV (9/17/22)
Had a player rush for 150+ yards	227, Aidan Robbins, UNLV (9/17/22)
Had a player rush for 200+ yards	227, Aidan Robbins, UNLV (9/17/22)
Had a player rush for 300+ yards	319, Camerun Peoples, App St. (12/21/20)
Had a player rush for 2+ TDs	2, Brandon Thomas, Memphis (9/24/22)
Had a player rush for 3+ TDs	3, Aidan Robbins, UNLV (9/17/22)
Had a player rush for 4+ TDs	5, Camerun Peoples, App St. (12/21/20)
Had a player rush for 5+ TDs	5, Camerun Peoples, App St. (12/21/20)

INDIVIDUAL RECEIVING

Had a player receive 100+ yards.....	156, Smoke Harris, LA Tech (10/15/22)
Had a player receive 200+ yards.....	208, Kalib Woods, FAU (12/2/17)
Had 2 players receive 100+ yards.....	166, Rashee Rice; 103, Jordan Kerley, SMU (9/3/22)
Had a player receive 3+ TDs.....	4, Cortland Sutton, SMU (9/9/17)
Had a player receive 4+ TDs.....	4, Cortland Sutton, SMU (9/9/17)

SCORING

Scored 30+ points	31, UTSA (10/22/22)
Scored 40+ points	44, Memphis (9/24/22)
Scored 50+ points	58, UNLV (9/17/22)
Scored 60+ points	65, SMU (9/19/20)

MISC.

Returned a kickoff for a TD.....	100 yards by Duron Lowe, UTEP (11/2/19)
Returned a punt for a TD.....	72 yards by Demario Douglas, Liberty (10/23/21)
Returned a kickoff & punt for a TD same game.....	Houston (9/28/19)
Returned an INT for a TD	64 yards by Teja Young, FAU (10/1/22)
Returned 2 INT for a TD	Jaylon Allen and Xavier Cullens, Memphis (9/24/22)
Returned a fumble for a TD	20 yards by Gregory Grate, Middle Tennessee (10/17/20)
Returned a blocked punt for a TD	0 yards by Brandon Moss, UTEP (11/26/16)
Blocked a punt.....	Avery Morris, UTSA (10/22/22)
Blocked a XP	JaQues Evans, WKU (10/29/22)
Blocked a FG.....	DeVere Levelston, SMU (10/3/20)
Returned a blocked FG for a TD	62 yards by Derrick Strozier, Tulane (10/5/13)
Recorded a safety	TEAM, UNLV (9/17/22)

NORTH TEXAS IN OT (3-2)

Oct. 30, 2021	UNT 30, Rice 24 (OT)
Dec. 27, 2016	Army 38, North Texas 31 (OT)
Sept. 24, 2016	North Texas 42, Rice 35 (2OT)
Sept. 12, 2009	Ohio 31, North Texas 30 (2OT)
Oct. 7, 2006	North Texas 25, FIU 22 (7OT)

DEPTH CHART VS. FIU

OFFENSE

WR	8 DAMON WARD, JR. (6-0, 198, SO.) <u>OR</u>
	5 TOMMY BUSH (6-5, 204, JR.)
	80 Zhighlil McMillan (6-1, 198, R-Fr.)
LT	77 KACI MOREKA (6-5, 283, JR.)
	68 Daxton Byers (6-5, 307, So.)
LG	65 GABE BLAIR (6-3, 303, SO.)
	71 Leke Asenuga (6-2, 301, R-Fr.)
C	72 MANASE MOSE (6-1, 292, SR.)
	52 Dane Jackson (6-0, 288, R-Fr.)
RG	54 FEBECHI NWAIWU (6-3, 326, R-FR.)
	74 Nick Gallo (6-3, 295, So.)
RT	64 JETT DUNCAN (6-2, 281, SO.)
	79 Howard Sampson (6-8, 343, Fr.)
WR	14 RODERIC BURNS (5-9, 200, JR.) <u>OR</u>
	9 JA'MORI MACLIN (5-11, 185, R-FR.)
	15 Jordan Smart (5-10, 180, So.)
WR	16 JYAIRES SHORTER (6-2, 218, JR.)
	7 Latrell Neville (6-2, 216, R-Fr.)
TE	87 JAKE ROBERTS (6-5, 250, SO.)
	89 Asher Alberding (6-3, 259, So.)
HB	30 VAR'KEYES GUMMS (6-3, 230, R-FR.)
	84 Christian Lee (6-3, 214, So.)
QB	2 AUSTIN AUNE (6-2, 221, JR.)
	17 Grant Gunnell (6-6, 228, So.)
RB	6 IKAIKA RAGSDALE (6-0, 216, SO.) <u>OR</u>
	27 OSCAR ADAWAY (6-0, 222, SO.) <u>OR</u>
	39 AYO ADEYI (5-7, 197, SO.) <u>OR</u>
	23 ISAIAH JOHNSON (6-0, 216, SO.)

DEFENSE

DE	45 KADREN JOHNSON (6-4, 265, JR.) <u>OR</u>
	5 TOM TRIEB (6-3, 275, SO.)
	99 Cam Robertson (6-4, 238, Fr.)
NG	10 RODERICK BROWN (6-0, 275, SO.)
	95 Kortlin Rausaw (6-4, 264, R-Fr.)
DT	9 ENOCH JACKSON (6-0, 288, SO.) <u>OR</u>
	51 FATAFEHI VAILEA (6-2, 293, R-FR.)
	90 Kaghren Roach (6-5, 270, So.)
DEVIL	44 MAZIN RICHARDS (6-3, 245, JR.) <u>OR</u>
	42 SIFA LEOTA (6-2, 235, R-FR.)
MLB	1 KD DAVIS (6-0, 229, SR.)
	19 Jordan Brown (6-1, 220, So.)
WLB	3 LARRY NIXON III (6-2, 236, JR.) <u>OR</u>
	21 KEVIN WOOD (6-0, 219, JR.)
EAGLE	7 QUINN WHITLOCK (6-0, 194, SR.)
	36 Jaylen Smith (6-0, 190, So.)
CB	26 RIDGE TEXADA (5-8, 181, SO.)
	6 Lonzonzo Thompson (6-0, 170, So.)
S	13 LOGAN WILSON (5-10, 167, SO.) <u>OR</u>
	22 KEELAN CROSBY (6-1, 194, JR.)
	4 Dillion Williams (5-11, 185, So.)
S	25 SEAN-THOMAS FAULKNER (5-11, 190, SR.)
	27 Harold West (6-2, 187, So.)
CB	2 DESHAWN GADDIE (6-1, 188, JR.)
	24 Zahodri Jackson (5-10, 185, Sr.)

SPECIAL TEAMS

K	0 ETHAN MOONEY (6-0, 200, SR.)
	47 Chris Cayton (6-0, 180, Fr.)
P	32 BERNARDO RODRIGUEZ (5-10, 189, SR.)
	41 Sawyer Evans (6-3, 189, Jr.)
KR	41 KAYLON HORTON (5-10, 175, JR.)
	15 Jordan Smart (5-10, 180, So.)
PR	14 RODERIC BURNS (5-9, 200, JR.)
	41 Kaylon Horton (5-10, 175, Jr.)
LS	50 JP HADLEY (6-3, 258, JR.) <u>OR</u>
	49 COLLIN BROWN (5-11, 230, SO.)
H	32 BERNARDO RODRIGUEZ (5-10, 189, SR.)

CAREER STARTS

57	Manase Mose
42	KD Davis
37	Sean-Thomas Faulkner*
31	Cole Brown
29	DeShawn Gaddie
28	Mazin Richards*
25	Larry Nixon III
22	Daizion Carroll, Jyaires Shorter
21	John Davis
21	Austin Aune, Quinn Whitlock
20	Gabe Blair, Roderick Burns
17	Jake Roberts
14	Kevin Wood
13	Kaci Moreka*, Damon Ward
12	Jordan Smart*
11	Zahodri Jackson*, Ridge Texada*
10	Roderick Brown, Jett Duncan
9	Keelan Crosby
8	Stone Earle*, Febechi Nwaiwu
7	Asher Alberding, Grant Gunnell*
6	Kaylon Horton*, Fatafehi Vailea
5	Jace Ruder, Kadren Johnson, Logan Wilson
4	Oscar Adaway III, Tommy Bush, Var'Keyes Gumms, Ikaika Ragsdale, Lonzonzo Thompson, Tom Trieb
3	Detraevon Brown
2	Ayo Adeyi, JD Head*, Enoch Jackson, Isaiah Johnson, Ta'Shoyn Johnson
1	Jordan Brown, Sifa Leota, Ja'Mori Maclin, Zhighlil McMillan, Johnathan Pickett

CONSECUTIVE STARTS

57	Manase Mose
31	Cole Brown
30	KD Davis
23	Daizion Carroll
23	Deshawn Gaddie
20	Gabe Blair
18	Austin Aune

CAREER GAMES PLAYED

57	Manase Mose
56	KD Davis
54	Ethan Mooney
48	Sean-Thomas Faulkner*
43	Cole Brown, DeShawn Gaddie
42	Zahodri Jackson*
41	Larry Nixon III
38	Keelan Crosby
37	Daizion Carroll, Kevin Wood
36	Bernardo Rodriguez*
35	John Davis Jr.*, Kaylon Horton*
33	Roderick Burns
32	Austin Aune, Jake Roberts
31	Asher Alberding, Kaci Moreka*
30	Jordan Brown, Jett Duncan, Mazin Richards*
29	Ridge Texada*, Lonzonzo Thompson
28	Carson Kropp, Khatib Lyles
27	Jyaires Shorter
26	Quinn Whitlock
25	Kadren Johnson*
23	Isaiah Johnson
22	Gabe Blair, Ikaika Ragsdale, Jaylen Smith, Damon Ward
20	Roderick Brown
19	Oscar Adaway III, Ayo Adeyi, Enoch Jackson
18	Christian Lee, Dorian Morris
17	Nick Nakwaasah*, Alphonse Guillory, Kortlin Rausaw, Jordan Smart*, Harold West
15	Leke Asenuga*, Dillion Williams
14	Jacob Daulong*, Grant Gunnell*, Jace Ruder
13	Grady Brewer, Detraevon Brown, Michael Davis*, Stone Earle*, Ta'Shoyn Johnson, Logan Wilson*
12	Tommy Bush*, Ja'Mori Maclin*, Febechi Nwaiwu
11	Var'Keyes Gumms
10	Daxton Byers, Sifa Leota, Zhighlil McMillan
9	JP Hadley, Kaghren Roach, Cam Robertson, Fatafehi Vailea
7	Bryce Drummond, Sawyer Evans, Xzavior Kautai, Tom Trieb
6	Nick Gallo*, JD Head*, Latrell Neville,
5	Robert Johnson, Johnathan Pickett, Patrick Smith
4	Taylor Jacobs, Sele Selefuti
3	BK Jackson, Dane Jackson, Bryce Linder
1	Chris Cayton, Qualon Farrar, Samora Ezekiel, Evan Greene, Preston Landis, Howard Sampson, Chris Wright, Isaiah Villanueva

*Includes totals from previous school

PRONUNCIATION GUIDE

Oscar ADAWAY III	ADD-away	SIFA LEOTA	SEE-fuh lee-OH-tuh
AYO ADEYI	EYE-OH uh-DAY-ee	KHATIB Lyles	huh-TEEB
LEKE ASENUGA	LAY-kay OSH-uh-NEW-guh	ZHIGHLIL McMillan	ZYE-lil
Austin AUNE	AW-knee	KACI MOREKA	kay-SEE mor-EE-cuh
DETRAVEON Brown	duh-tray-VEE-on	MANASE MOSE	muh-NAH-say mo-say
DAIZION Carroll	DAZE-ee-on	Latrell NEVILLE	NEH-vul
Stone EARLE	Earl	FEBECHI NWAIWU	fuh-BETCH-ee WEE-woo
DESHAWN Gaddie	DEE-shawn	IKAIKA Ragsdale	ee-ky-kuh
Nick GALLO	GAL-oh	Kortlin RAUSAW	rah-saw
Alphonse GUILLORY	GILL-or-ee	MAZIN Richards	MAY-zin
VAR'KEYES Gumms	var-KEYS	Richard ROCQUEMORE	Rock-UH-more
QUALON FARRAR	KWAY-lun FUH-rawr	Jace RUDER	ROO-durr
Grant GUNNELL	GUH-nell	SELE SELEFUTI	say-lay SELL-uh-FOO-tee
KAYLON Horton	Kay-LON (like ON)	JYAIRES Shorter	jye-AIR
ENOCH Jackson	EE-knock	Ridge TEXADA	tuh-HA-duh
ZAHODRI Jackson	zuh-HAH-dree	LORONZO Thompson	loh-RON-zoh
KADREN Johnson	KAY-drin	Tom TRIEB	TREEB
TA'SHOYN Johnson	tay-SHAWN	FATAFEHI VAILEA	FAH-tah-FAY-hee vye-LEE-uh
XZAVIOR KAUTAI	ex-AY-vee-YOR KUH-tie	Ethan WESLOSKI	wes-LOS-kee
Carson KROPP	like Crop	DILLION Williams	DILL-un

NORTH TEXAS MEAN GREEN ROSTER

ALPHABETICAL ROSTER		NUMERICAL ROSTER						
NO.	PLAYER, POS.	No.	Name	Pos.	Ht.	Wt.	Class.	Hometown / Previous School
27	Oscar Adaway III, RB	0	Ethan Mooney	K	6-0	200	Sr.	Fort Worth, TX / Timber Creek HS
39	Ayo Adeyi, RB	1	KD Davis	LB	6-0	229	Sr.	Ennis, TX / HS
89	Asher Alberding, TE	2	Austin Aune	QB	6-2	221	Jr.	Argyle, TX / Arkansas
71	Leke Asenuga, OL	2	DeShawn Gaddie	DB	6-1	188	Jr.	Indianapolis, IN / Arlington Lamar HS
2	Austin Aune, QB	3	Stone Earle	QB	6-0	203	So.	Keller, TX / ACU
40	Trent Ayers, LB	3	Larry Nixon III	LB	6-2	236	Jr.	North Richland Hills, TX / Richland HS
17	Moh Bility, DB	4	JD Head	QB	6-1	185	So.	Pearland, TX / LA Tech
65	Gabe Blair, OL	4	Dillion Williams	DB	5-11	185	So.	Nacogdoches, TX / HS
70	Kade Bond, OL	5	Tommy Bush	WR	6-5	204	Jr.	Schertz, TX / Georgia
46	Grady Brewer, LB	5	Tom Trieb	DL	6-3	275	So.	Arlington Heights, IL / College of DuPage
73	Cole Brown, OL	6	Ikaika Ragsdale	RB	6-0	216	So.	Las Vegas, NV / Bishop Gorman HS
49	Collin Brown, LS	6	Loranzo Thompson	DB	6-0	170	So.	Friendswood, TX / Clear Brook HS
11	Detraevon Brown, WR	7	Latrell Neville	WR	6-2	216	R-Fr.	Fresno, TX / Nebraska
19	Jordan Brown, LB	7	Quinn Whitlock	DB	6-0	194	Sr.	Pinola, MS / Copiah-Lincoln CC
10	Roderick Brown, DL	8	John Davis	DB	6-1	190	Sr.	Eules, TX / Trinity HS
14	Roderic Burns, WR	8	Damon Ward, Jr.	WR	6-0	198	So.	Beaumont, TX / West Brook HS
5	Tommy Bush, WR	9	Enoch Jackson	DL	6-0	288	So.	Mansfield, TX / Arkansas
68	Daxton Byers, OL	9	Ja'Mori Maclin	WR	5-11	185	R-Fr.	Kirkwood, MO / Missouri
78	Daizion Carroll, OL	10	Roderick Brown	DL	6-0	275	So.	Forney, TX / North Forney HS
47	Chris Cayton, K	10	Jace Ruder	QB	6-3	228	Jr.	Norton, KS / North Carolina
83	Jake Cook, WR	11	Detraevon Brown	WR	6-0	194	So.	Shreveport, LA / Northwood HS
22	Keelan Crosby, DB	11	Patrick Smith	DB	5-10	178	Fr.	Sugar Land, TX / Clements HS
47	Jacob Daulong, LB	13	Khatib Lyles	WR	6-1	218	So.	El Paso, TX / Parkland HS
8	John Davis, DB	13	Logan Wilson	DB	5-10	167	So.	Dallas, TX / Bishop Dunne HS
1	KD Davis, LB	14	Roderic Burns	WR	5-9	200	Jr.	Houston, TX / Lamar HS
76	Mike Davis, DL	15	Carson Kropp	OLB	6-1	233	Jr.	Owasso, OK / Oklahoma State
53	Emmerick Dopona, LB	15	Jordan Smart	WR	5-10	180	So.	Round Rock, TX / UT Permian Basin
34	Bryce Drummond, LB	16	Jonathan Pickett	DL	6-3	245	So.	Rialto, CA / Desert Pines HS
64	Jett Duncan, OL	16	Jyaire Shorter	WR	6-2	218	Jr.	Killeen, TX / Ellison HS
3	Stone Earle, QB	17	Moh Bility	DB	6-0	182	Fr.	Dallas, TX / North Dallas HS
41	Sawyer Evans, P	17	Grant Gunnell	QB	6-6	228	So.	The Woodlands, TX / Memphis
58	Samora Ezekiel, OL	18	Dorian Morris	WR	5-10	194	So.	Mesquite, TX / Poteet HS
25	Sean-Thomas Faulkner, DB	18	Nick Nakwaasah	DB	5-11	195	So.	Dallas, TX / Central Arkansas
2	DeShawn Gaddie, DB	19	Jordan Brown	LB	6-1	220	So.	Huntsville, TX / HS
74	Nick Gallo, OL	20	Qualon Farrar	RB	5-6	190	Fr.	Dallas, TX / South Oak Cliff HS
85	Evan Greene, WR	20	Alphie Guillory	DB	5-9	184	So.	DeSoto, TX / HS
20	Alphie Guillory, DB	21	BK Jackson	RB	5-11	220	R-Fr.	Missouri City, TX / Fort Bend Ridge HS
30	Var'Keyes Gumms, TE	21	Kevin Wood	LB	6-0	219	Jr.	Converse, TX / Judson HS
20	Qualon Farrar, RB	22	Keelan Crosby	DB	6-1	194	Jr.	Anna, TX / HS
17	Grant Gunnell, QB	22	Luke Rossley	WR	5-10	180	Fr.	Highland Park, TX / HS
50	JP Hadley, LS	23	Isaiah Johnson	RB	6-0	216	So.	Lubbock, TX / Cooper HS
4	JD Head, QB	23	Bryce Linder	DB	6-0	192	So.	College Station, TX / Blinn College
41	Kaylon Horton, WR	24	Zahodri Jackson	DB	5-10	185	Sr.	Sarasota, FL / Utah State
39	Karter Houchin, LB	24	Dorian Windley	WR	5-7	165	R-Fr.	Irving, TX / Ranchview HS
52	Dane Jackson, OL	25	Sean-Thomas Faulkner	DB	5-11	190	Sr.	Easley, SC / The Citadel
9	Enoch Jackson, DL	26	Ridge Texada	DB	5-8	181	So.	Frisco, TX / McNeese State
21	BK Jackson, RB	27	Oscar Adaway III	RB	6-0	222	So.	North Little Rock, AR / HS
24	Zahodri Jackson, DB	27	Harold West	DB	6-2	187	So.	Arlington, TX / Lamar HS
37	Taylor Jacobs, OLB	29	Christian Traylor	DB	5-9	180	R-Fr.	Arlington, TX / Martin HS
23	Isaiah Johnson, RB	30	Var'Keyes Gumms	TE	6-3	230	R-Fr.	Houston, TX / Dekaney HS
45	Kadren Johnson, DL	30	Grayson Ward	DB	5-10	180	Fr.	Aubrey, TX / HS
31	Robert Johnson, DB	31	Robert Johnson	DB	5-10	181	R-Fr.	Memphis, TN / Memphis Academy of Health Sciences HS
96	Ta'Shoy Johnson, DL	32	Sele Selefuti	LB	5-10	225	Jr.	Westminster, CA / Golden West College
88	Xzavior Kautai, TE	32	Bernardo Rodriguez	P	5-10	189	Sr.	Coppell, TX / Kansas State
15	Carson Kropp, OLB	34	Bryce Drummond	LB	6-3	219	R-Fr.	Pawhuska, OK / HS
40	Preston Landis, RB	35	Chris Wright	OLB	6-3	224	R-Fr.	Aledo, TX / HS
93	Will Latu, DL	36	Jaylen Smith	LB	6-0	210	So.	Hamilton, Ontario / St. Thomas More (CT) School
84	Christian Lee, TE	37	Taylor Jacobs	OLB	6-0	228	So.	Grand Prairie, TX / South Grand Prairie HS
42	Sifa Leota, OLB	39	Ayo Adeyi	RB	5-7	197	So.	Mansfield, TX / Legacy HS
23	Bryce Linder, DB	39	Karter Houchin	LB	5-11	216	Fr.	Decatur, TX / HS
13	Khatib Lyles, WR	40	Trent Ayers	LB	6-1	210	So.	Arlington, TX / Navarro College
9	Ja'Mori Maclin, WR	40	Preston Landis	RB	5-10	206	Fr.	Rockwall, TX / Rockwall-Heath HS
57	Landon Maston, LB	41	Sawyer Evans	P	6-3	189	Jr.	Arlington, TX / Texas Southern
80	Zhighil McMillan, WR	41	Kaylon Horton	WR	5-10	175	Jr.	Houston, TX / Tarleton State
0	Ethan Mooney, K	42	Sifa Leota	OLB	6-2	235	R-Fr.	Eules, TX / Trinity HS
77	Kaci Moreka, OL	43	Jax Van Zandt	LB	5-11	214	Fr.	Alabaster, AL / Thompson HS
18	Dorian Morris, WR							

NORTH TEXAS MEAN GREEN ROSTER

NUMERICAL ROSTER

No.	Name	Pos.	Ht.	Wt.	Class.	Hometown / Previous School
44	Mazin Richards	OLB	6-3	245	Jr.	Burleson, TX / Eastern New Mexico
45	Kadren Johnson	DL	6-4	265	Jr.	Lewisville, TX / ACU
46	Grady Brewer	LB	5-10	216	R-Fr.	Rockwall, TX / Rockwall-Heath HS
47	Chris Cayton	K	5-11	175	Fr.	Fort Myers, FL / Cypress Lake HS
47	Jacob Daulong	LB	6-1	213	Sr.	Spring, TX / Houston
49	Collin Brown	LS	5-11	230	So.	Austin, TX / Blinn College
50	JP Hadley	LS	6-3	258	Jr.	Lacey, NJ / West Virginia
51	Fatafehi Vailea	DL	6-2	293	R-Fr.	Oakland, CA / Desert Pines (NV) HS
52	Dane Jackson	OL	6-0	288	R-Fr.	Berea, KY / Madison Southern HS
53	Emmerick Dopona	LB	5-10	216	Fr.	Flower Mound, TX / Marcus HS
54	Febechi Nwaiwu	OL	6-3	326	R-Fr.	Coppell, TX / HS
56	Dameon Smallwood	OL	6-4	320	Fr.	Denison, TX / HS
57	Landon Maston	LB	6-1	225	Sr.	Cedar Hill, TX / HS
58	Samora Ezekiel	OL	6-3	285	Fr.	Fort Worth, TX / Paschal HS
59	Ethan Wesloski	OLB	6-1	225	Fr.	McKinney, TX / Boyd HS
60	Isaiah Villanueva	OL	6-2	275	Fr.	Katy, TX / Paetow HS
62	Caden Reeves	OL	6-4	315	R-Fr.	Argyle, TX / HS
64	Jett Duncan	OL	6-2	281	So.	The Woodlands, TX / HS
65	Gabe Blair	OL	6-3	303	So.	Denton, TX / Guyer HS
68	Daxton Byers	OL	6-5	307	So.	Edmond, OK / Deer Creek HS
70	Kade Bond	OL	6-3	298	R-Fr.	Magnolia, TX / HS
71	Leke Asenuga	OL	6-2	301	R-Fr.	Houston, TX / New Mexico
72	Manase Mose	OL	6-1	292	Sr.	Euleless, TX / Trinity HS
73	Cole Brown	OL	6-4	292	Jr.	Conroe, TX / HS
74	Nick Gallo	OL	6-3	295	So.	Denton, TX / Missouri State
76	Mike Davis	DL	6-1	258	So.	Orange, TX / Howard Payne
77	Kaci Moreka	OL	6-5	283	Jr.	Arlington, TX / Trinity Valley CC
78	Daizion Carroll	OL	6-1	319	Jr.	Waco, TX / Midway HS
79	Howard Sampson	OL	6-8	343	Fr.	Humble, TX / HS
80	Zhiglhil McMillan	WR	6-1	198	R-Fr.	Frisco, TX / Independence HS
81	Richard Rocquemore	WR	5-10	180	R-Fr.	Mansfield, TX / ACU
82	Caden Park	WR	5-11	190	Fr.	McKinney, TX / Boyd HS
83	Jake Cook	WR	6-0	190	Fr.	Krum, TX / HS
84	Christian Lee	TE	6-3	214	So.	Friendswood, TX / HS
85	Evan Greene	WR	5-11	191	R-Fr.	Dallas, TX / Parish Episcopal
87	Jake Roberts	TE	6-5	250	So.	Norman, OK / Norman North HS
88	Xzavior Kautai	TE	6-0	235	R-Fr.	Euleless, TX / Trinity HS
89	Asher Alberding	TE	6-3	259	So.	Houston, TX / Clear Lake HS
90	Kaghan Roach	DL	6-5	270	So.	Celina, TX / Blinn College
93	Will Latu	DL	6-0	285	Jr.	Euleless, TX / Cisco College
95	Kortlin Rausaw	DL	6-4	264	R-Fr.	Wylie, TX / HS
96	Ta'Shoyn Johnson	DL	6-1	278	R-Fr.	Killeen, TX / HS
99	Cam Robertson	DL	6-4	238	Fr.	Plano, TX / HS

ALPHABETICAL ROSTER

NO.	PLAYER, POS.
72	Manase Mose, OL
18	Nick Nakwaasah, DB
7	Latrell Neville, WR
3	Larry Nixon III, LB
54	Febechi Nwaiwu, OL
82	Caden Park, WR
16	Jonathan Pickett, DL
6	Ikaika Ragsdale, RB
95	Kortlin Rausaw, DL
62	Caden Reeves, OL
44	Mazin Richards, OLB
90	Kaghan Roach, DL
99	Cam Robertson, DL
81	Richard Rocquemore, WR
87	Jake Roberts, TE
32	Bernardo Rodriguez, P
22	Luke Rossley, WR
10	Jace Ruder, QB
79	Howard Sampson, OL
32	Sele Selefuti, LB
16	Jyaire Shorter, WR
56	Dameon Smallwood, OL
15	Jordan Smart, WR
36	Jaylen Smith, LB
11	Patrick Smith, DB
29	Christian Traylor, DB
26	Ridge Texada, DB
6	Loranzo Thompson, DB
5	Tom Trieb, DL
51	Fatafehi Vailea, DL
43	Jax Van Zandt, LB
60	Isaiah Villanueva, OL
8	Damon Ward, Jr., WR
30	Grayson Ward, DB
59	Ethan Wesloski, OLB
27	Harold West, DB
7	Quinn Whitlock, DB
4	Dillion Williams, DB
24	Dorian Windley, WR
13	Logan Wilson, DB
21	Kevin Wood, LB
35	Chris Wright, OLB

COACHING STAFF

Head Coach: Seth Littrell (Oklahoma, 2001)

Associate Head Coach/Co-Offensive Coordinator/Receivers: Tommy Mainord (Tarleton St., 2000)

Assistant Head Coach/Running Backs: Patrick Cobbs (UNT, 2005)

Offensive Coordinator/Quarterbacks: Mike Bloesch (Houston, 2008)

Defensive Coordinator/Safeties: Phil Bennett (Texas A&M, 1977)

Co-Defensive Coordinator/Linebackers: Jim Gush (Bucknell, 1981)

Asst. Coach/Offensive Line: Randy Clements (Stephen F. Austin, 1989)

Asst. Coach/Cornerbacks: Jarred Holley (Pittsburgh, 2012)

Asst. Coach/Tight Ends: Adrian Mayes (Kansas, 2007)

Asst. Coach/Defensive Line: Matt Passwaters (New Mexico St., 2009)

Asst. Coach/Outside Linebackers/Special Teams: Chris Petrilli (Boise St., 2012)

BROADCAST BIOS - OFFENSE




2

AUSTIN AUNE
 AW-knee
 JR • QB • 6-2 • 221
 Argyle, TX
 Arkansas

CAREER GAME HIGHS
 Comp.: 28 (vs. Southern Miss, 2020)
 Att.: 49 (at Memphis, 2022)
 Pass. Yds: 382 (vs. Charlotte, 2020)
 Long Pass: 77 (at Missouri, 2021)
 Pass TDs: 5 (at UTEP, 2020)
 • 32 games played with 21 starts ... has rushed for one touchdown 5x ... 374 career rushing yards ... Career: 46 TD and 22 INT ... 11-10 as starter ... 1 of 4 FBS QB w/ 23+ TD passes

2022 SEASON GAME HIGHS
 Comp.: 27 (at Memphis)
 Att.: 49 (at Memphis)
 Pass. Yds: 371 (at Memphis)
 Long Pass: 70 (vs. Texas Southern)
 Pass TDs: 4 (vs. Texas Southern)



3

STONE EARLE
 SO • QB • 6-0 • 203
 Keller, TX
 ACU

CAREER GAME HIGHS
 Comp.: 19 (2x, last vs. UCA, 2021)
 Att.: 31 (at Virginia, 2020)
 Pass. Yds: 233 (vs. La. Christian, 2021)
 Long Pass: 59 (at SMU, 2021)
 Rec. TDs: 1 (vs. La. Christian, 2021)
 • Transfer from ACU ... 8 career starts ... Made UNT debut against FAU ... saw snaps at WKU ... CAREER: 170 rushing yards, 2 TD ... career-high 49 rush yards vs. UCA (2021)

2022 SEASON GAME HIGHS
 Comp.: 2 (at WKU)
 Att.: 2 (at WKU)
 Pass. Yds: 23 (at WKU)
 Long Pass: 4 (at WKU)
 Pass TDs: --



5

TOMMY BUSH
 JR • WR • 6-5 • 204
 Schertz, TX
 Georgia

CAREER GAME HIGHS
 Rec.: 2 (vs. Northwestern St, 2021)
 Rec. Yds: 22 (at SMU, 2021)
 Rec. TDs: 1 (at UTEP, 2022)
 Long Rec.: 22 (at SMU, 2021)
 100 Yd Games: --
 • Transfer from UGA ... suffered season-ending injury against SMU in 2021 ... first career TD in win at UTEP ... missed UNLV due to injury

2022 SEASON GAME HIGHS
 Rec.: 1 (3x, last at Memphis)
 Rec. Yds: 15 (at Memphis)
 Rec. TDs: 1 (at UTEP)
 Long Rec.: 15 (at Memphis)
 100 Yd Games: --



6

IKAIKA RAGSDALE
 SO • RB • 6-0 • 216
 Las Vegas, NV
 Bishop Gorman HS

CAREER GAME HIGHS
 Rushes: 20 (vs. UTSA, 2021)
 Rush. Yds: 146 (vs. UTSA, 2021)
 Rush. TDs: 2 (2x, last vs. UTSA, 2021)
 Long Rush.: 44 (at Southern Miss, 2021)
 100 Yd Games: 4 (last vs. FAU, 2022)
 • Played in 22 games with four starts ... 119 yards/1 TD vs. FAU ... 62 yd/TD vs. LA Tech ... first career receiving TD at WKU ... added 11 carries for 61 yards/TD

2022 SEASON GAME HIGHS
 Rushes: 16 (vs. FAU)
 Rush. Yds: 119 (vs. FAU)
 Rush. TDs: 1 (3x, last at WKU)
 Long Rush.: 42 (vs. LA Tech)
 100 Yd Games: 1 (last vs. FAU)



7

LATRELL NEVILLE
 R-FR • WR • 6-2 • 216
 Fresno, TX
 Nebraska

CAREER GAME HIGHS
 Rec.: --
 Rec. Yds: --
 Rec. TDs: --
 Long Rec.: --
 100 yd games: --
 • Redshirted 2021 season at Nebraska ... missed UTEP and SMU games due to injury ... made UNT and collegiate debut vs. Texas Southern

2022 SEASON GAME HIGHS
 Rec.: --
 Rec. Yds: --
 Rec. TDs: --
 Long Rec.: --
 100 yd games: --



8

DAMON WARD, JR.
 SO • WR • 6-0 • 198
 Beaumont, TX
 West Brook HS

CAREER GAME HIGHS
 Rec.: 6 (vs. Miami [OH], 2021)
 Rec. Yds: 101 (at WKU, 2022)
 Rec. TDs: 1 (4x, last at WKU, 2022)
 Long Rec.: 77 (at Mizzou, 2021)
 100 yard games: 1 (at WKU, 2022)
 • Played in 21 games with 13 starts ... one of seven UNT players with double-digit receptions ... TD at Memphis ... first career 100 yd game at WKU

2022 SEASON GAME HIGHS
 Rec.: 4 (at WKU)
 Rec. Yds: 101 (at WKU)
 Rec. TDs: 1 (2x, last at WKU)
 Long Rec.: 56 (at WKU)
 100 yd games: 1 (at WKU)



9

JA'MORI MACLIN
 R-FR • WR • 5-11 • 185
 Kirkwood, MO
 Missouri

CAREER GAME HIGHS
 Rec.: 3 (2x, last at Memphis, 2022)
 Rec. Yds: 81 (at Memphis, 2022)
 Rec. TDs: 1 (2x, last at Memphis, 2022)
 Long Rec.: 53 (vs. SMU, 2022)
 100 yd games: --
 • Spent 2 seasons at Mizzou ... Made debut at UTEP ... 53 yard catch vs. SMU ... 3 rec./80 yd/TD vs. TSU ... season-best 81 yards and TD at Memphis

2022 SEASON GAME HIGHS
 Rec.: 3 (2x, last at Memphis)
 Rec. Yds: 81 (at Memphis)
 Rec. TDs: 1 (2x, last at Memphis)
 Long Rec.: 53 (vs. SMU)
 100 yd games: --

BROADCAST BIOS - OFFENSE**14****RODERIC BURNS****JR • WR • 5-9 • 200****Houston, TX
Lamar HS****CAREER GAME HIGHS**

Rec.: 12 (at SMU, 2021)
 Rec. Yds: 141 (at SMU, 2021)
 Rec. TDs: 1 (5x, last vs. TSU, 2022)
 Long Rec.: 70 (vs. TSU, 2022)
 100 yd games: 4 (last at UTSA, 2022)

2022 SEASON GAME HIGHS

Rec.: 6 (2x, last at UTSA)
 Rec. Yds: 139 (at UTSA)
 Rec. TDs: 1 (vs. Texas Southern)
 Long Rec.: 70 (vs. Texas Southern)
 100 yd games: 1 (at UTSA)

• Placed on scholarship in Sept. 2021 ... Led team with 72 yards at UTEP ... 70 yd TD vs. TSU ... 5 for 98 at UNLV ... leads team with 29 rec. and 566 yards


**15****JORDAN SMART****SO • WR • 5-10 • 180****Round Rock, TX
UT Permian Basin****CAREER GAME HIGHS**

Rec.: 8 (at Midwestern St., 2021)
 Rec. Yds: 156 (at Midwestern St., 2021)
 Rec. TDs: 2 (3x, last at MSU, 2021)
 Long Rec.: 69 (at Midwestern St., 2021)
 100 yd games: 2 (last at Okla. Baptist, 2021)

2022 SEASON GAME HIGHS

Rec.: 5 (at Memphis)
 Rec. Yds: 82 (at Memphis)
 Rec. TDs: --
 Long Rec.: 29 (vs. LA Tech)
 100 yd games: --

• Played 2020-21 at UTPB ... Missed first 3G w/ injury ... made UNT debut at UNLV .. 5 for 82 at Memphis ... one of seven UNT players with 10+ receptions


**16****JYAIRE SHORTER****JR • WR • 6-2 • 218****Killeen, TX
Ellison HS****CAREER GAME HIGHS**

Rec.: 6 (at SMU, 2021)
 Rec. Yds: 111 (at Charlotte, 2019)
 Rec. TDs: 3 (2x, last vs. FAU, 2022)
 Long Rec.: 58 (at UTSA, 2022)
 100 Yd Games: 2 (last at SMU, 2021)

2022 SEASON GAME HIGHS

Rec.: 4 (at UNLV)
 Rec. Yds: 90 (at UNLV)
 Rec. TDs: 3 (vs. FAU)
 Long Rec.: 58 (at UTSA)
 100 yd games: --

• Missed all but 2 G in 2021 with injury ... Has 15 touchdowns in 27 career games (19 starts) ... Five touchdowns in last five games

**17****GRANT GUNNELL****SO • QB • 6-6 • 228****The Woodlands, TX
Memphis****CAREER GAME HIGHS**

Comp.: 29 (vs. UCLA, 2019)
 Att.: 44 (vs. UCLA, 2019)
 Pass. Yds: 352 (vs. UCLA, 2019)
 Long Pass: 75 (3x, last vs. USC, 2020)
 Pass TDs: 3 (3x, last at Washington, 2020)

2022 SEASON GAME HIGHS

Comp.: 2 (2x, last vs. Texas Southern)
 Att.: 5 (vs. SMU)
 Pass. Yds: 41 (vs. Texas Southern)
 Long Pass: 34 (vs. Texas Southern)
 Pass TDs: --

• Transfer from Memphis (2021) and Arizona (2019-20) ... played in 12 games with 7 starts at AZ ... 1,939 yards and 15 TD in career ... Made UNT debut vs. SMU


**23****ISAIAH JOHNSON****SO • RB • 6-0 • 216****Lubbock, TX
Cooper HS****CAREER GAME HIGHS**

Rushes: 17 (at Southern Miss, 2021)
 Rush. Yds: 119 (at Southern Miss, 2021)
 Rush. TDs: 1 (7x, last vs. FAU, 2022)
 Long Rush.: 28 (vs. LA Tech, 2022)
 100 Yd Games: 1 (at So Miss, 2021)
 Rec. TDs: 1 (3x, last at UTSA, 2022)

2022 SEASON GAME HIGHS

Rushes: 13 (vs. LA Tech)
 Rush. Yds: 77 (vs. LA Tech)
 Rush. TDs: 1 (vs. FAU)
 Long Rush.: 28 (vs. LA Tech)
 100 Yd Games: --
 Rec. TDs: 1 (2x, last at UTSA)

• Played in 23 games in career ... 10 total touchdowns in his career ... first career start vs. SMU ... third career receiving TD in loss at UTSA

**27****OSCAR ADAWAY****SO • RB • 6-0 • 222****N. Little Rock, AR
N. Little Rock HS****CAREER GAME HIGHS**

Rushes: 26 (vs. App State, 2020)
 Rush. Yds: 118 (vs. HBU, 2020)
 Rush. TDs: 2 (2x, last vs. TSU, 2022)
 Long Rush.: 47 (vs. HBU, 2020)
 100 Yd Games: 5 (last vs. LA Tech, 2022)

2022 SEASON GAME HIGHS

Rushes: 20 (vs. SMU)
 Rush. Yds: 117 (vs. SMU)
 Rush. TDs: 2 (vs. Texas Southern)
 Long Rush.: 35 (vs. SMU)
 100 Yd Games: 2 (last vs. LA Tech)

• Missed 2021 due to ACL injury ... Scored first TD since '20 in win at UTEP ... 117 yd, 1 TD vs. SMU ... 2 TD vs. TSU ... first rec. TD at UNLV ... 113 yd, TD vs. LA Tech

**30****VAR'KEYES GUMMS****R-FR • TE • 6-3 • 230****Houston, TX
Dekaney HS****CAREER GAME HIGHS**


Rec.: 4 (vs. LA Tech, 2022)
 Rec. Yds: 92 (at UTSA)
 Rec. TDs: 1 (4x, last at UTSA, 2022)
 Long Rec.: 54 (at UNLV, 2022)
 100 yard games: --


2022 SEASON GAME HIGHS

Rec.: 4 (vs. LA Tech)
 Rec. Yds: 92 (at UTSA)
 Rec. TDs: 1 (4x, last at UTSA)
 Long Rec.: 54 (at UNLV)
 100 yard games: --


• First career TD vs. Texas Southern ... career-long 54 yard TD at UNLV ... 4 rec., 59 yd, TD vs. LA Tech ... Leads CUSA tight ends with 4 TD, 2nd with 347 yards


BROADCAST BIOS - OFFENSE


	39	<u>AYO ADEYI</u>	CAREER GAME HIGHS	2022 SEASON GAME HIGHS
		SO • RB • 5-7 • 197 Mansfield, TX Harding	Rushes: 17 (at UTEP, 2022) Rush. Yds: 135 (vs. TSU, 2022) Rush. TDs: 2 (at Rice, 2021) Long Rush.: 59 (vs. TSU, 2022) 100 Yd Games: 2 (last vs. LA Tech, 2022) • First career 100 yd game vs. TSU ... 92 yard run vs. LA Tech was t-4th in UNT history ... first career start at UTSA ... leads UNT with 631 yards (3rd, CUSA)	Rushes: 17 (at UTEP) Rush. Yds: 135 (vs. TSU) Rush. TDs: 1 (3x, last at WKU) Long Rush.: 92 (vs. LA Tech) 100 Yd Games: 2 (last vs. LA Tech)

	87	<u>JAKE ROBERTS</u>	CAREER GAME HIGHS	2022 SEASON GAME HIGHS
		SO • TE • 6-5 • 250 Norman, OK Norman North HS	Rec.: 5 (at WKU, 2022) Rec. Yds: 54 (at UTEP, 2022) Rec. TDs: 1 (2x, last at UTSA, 2022) Long Rec.: 30 (vs. Miami (OH), 2021) 100 yard games: -- • Played in 32 career games with 17 starts ... first career TD at UTEP ... 34 career receptions ... second career TD at UTSA	Rec.: 5 (at WKU) Rec. Yds: 54 (at UTEP) Rec. TDs: 1 (2x, last at UTSA) Long Rec.: 29 (vs. SMU) 100 yard games: --

BROADCAST BIOS - SPECIALISTS

	0	<u>ETHAN MOONEY</u>	CAREER GAME HIGHS	2022 SEASON GAME HIGHS
		SR • K • 6-0 • 200 Fort Worth, TX Timber Creek HS	FG's Made: 4 (vs. MTSU, 2019) FG's Att.: 4 (2x, last vs. NSU, 2021) Long FG: 51 (at Charlotte, 2019) PAT Made: 8 (vs. TSU, 2022) PAT Att.: 8 (vs. TSU, 2022) • Converted 48-of-62 career field goal attempts (77.4 percent) ... 156 PAT's (2nd, UNT history) ... 2nd in CUSA with 14 FG	FG's Made: 2 (4x, last at WKU) FG's Att.: 2 (5x, last at WKU) Long FG: 49 (at UTSA) PAT Made: 8 (vs. TSU) PAT Att.: 8 (vs. TSU)

	32	<u>BERNARDO RODRIGUEZ</u>	CAREER GAME HIGHS	2022 SEASON GAME HIGHS
		SR • P • 5-10 • 189 Coppell, TX Kansas State	Punts: 9 (vs. UAB, 2021) Long Punt: 70 (vs. Miami, 2021) Inside 20: 4 (vs. UAB, 2021) 50+ yards: 3 (vs. UTEP, 2021)	Punts: 8 (at Memphis) Long Punt: 54 (at Memphis) Inside 20: 3 (2x, last at WKU) 50+ yards: 1 (2x, last at WKU)
			• Selected to 2022 Ray Guy award watch list ... averaging 42.8 yards per punt in UNT career	

	41	<u>KAYLON HORTON</u>	CAREER GAME HIGHS	2022 SEASON GAME HIGHS
		JR • AP • 5-10 • 175 Houston, TX Tarleton State	Kick Return Yds: 149 (vs. Dixie St., 2020) Kick Return TD: 1 (2x, last at UNLV, 2022) Long Return: 99 (at UNLV, 2022) Punt Return Yds: 85 (vs. NE State, 2020) Punt Return TD: 1 (vs. NE State, 2020) Long Return: 53 (vs. NE State, 2020)	Kick Return Yds: 105 (at Memphis) Kick Return TD: 1 (at UNLV) Long Return: 99 (at UNLV) Punt Return Yds: -- Punt Return TD: -- Long Return: --
			• Grad transfer from Tarleton ... one of 8 active FBS players with 3+ combined kick return TDs ... Seven career touchdowns: 2 kick return, 2 rushing, 2 receiving, 1 punt return	

BROADCAST BIOS - DEFENSE



1

KD DAVIS


SR • LB • 6-0 • 229
Ennis, TX
Ennis HS

CAREER GAME HIGHS

Tackles: 19 (vs. LA Tech, 2022)
 TFLS: 4.0 (at Mizzou, 2021)
 INT: --
 Sacks: 2.0 (vs. Northwestern St., 2021)
 QBH: 3 (vs. UTEP, 2021)
 • First UNT player with 120+ tkl since E. Eliya in 2018 ... first to lead team in tackles 3 straight yrs since Z. Orr (2011-13) ... 373 career tackles (3rd, UNT history) ... 19 tackles vs. LA Tech

2022 SEASON GAME HIGHS

Tackles: 19 (vs. LA Tech, 2022)
 TFLS: 0.5 (3x, last at UTSA)
 INT: --
 Sacks: 0.5 (3x, last at UTSA)
 QBH: 2 (at UTEP)



2

DESHAWN GADDIE

JR • DB • 6-1 • 188
Indianapolis, IN
Arlington Lamar HS

CAREER GAME HIGHS

Tackles: 8 (at UNLV, 2022)
 TFLS: 1.0 (at Mizzou, 2021)
 INT: 2 (at UTEP, 2020)
 Sacks: --
 PBU: 3 (at WKU, 2022)
 • Has played in 43 games with 29 starts ... two career interceptions ... forced fumble and recovery vs. TSU ... career high 8 tackles at UNLV ... 3 PBU at WKU

2022 SEASON GAME HIGHS

Tackles: 8 (at UNLV)
 TFLS: --
 INT: --
 Sacks: --
 PBU: 3 (at WKU)



3

LARRY NIXON III


JR • LB • 6-2 • 236
N. Richland Hills, TX
Richland Hills HS

CAREER GAME HIGHS

Tackles: 15 (vs. TSU, 2022)
 TFLS: 2.0 (vs. SMU, 2020)
 INT: --
 Sacks: 1.0 (4x, last vs. Liberty, 2021)
 PBU: 1 (3x, last at UTSA, 2022)
 • Played in 39 games with 21 starts ... 200 career tackles ... career-high 15 stops vs. Texas Southern

2022 SEASON GAME HIGHS

Tackles: 15 (vs. TSU)
 TFLS: 0.5 (2x, last at UTSA)
 INT: --
 Sacks: 0.5 (2x, last at UTSA)
 QB Hurry: 2 (at WKU)



5

TOM TRIEB

SO • DL • 6-3 • 275
Arlington Heights, IL
College of DuPage

CAREER GAME HIGHS

Tackles: 7 (vs. SMU, 2022)
 TFLS: 2.0 (vs. SMU, 2022)
 INT: --
 Sacks: 0.5 (vs. LA Tech, 2022)
 FF: --
 • Top-rated JUCO recruit in the state of Illinois ... started career at Northern Illinois ... 25 TFL and 14 sacks in 2021 at College of DuPage ... 7 tackles and 2.0 TFL vs. SMU

2022 SEASON GAME HIGHS

Tackles: 7 (vs. SMU)
 TFLS: 2.0 (vs. SMU)
 INT: --
 Sacks: 0.5 (vs. LA Tech, 2022)
 FF: --



7

QUINN WHITLOCK

SR • DB • 6-0 • 194
Pinola, MS
Copiah-Lincoln CC

CAREER GAME HIGHS

Tackles: 9 (at UNLV, 2022)
 TFLS: 1.5 (vs. SMU, 2020)
 INT: 1 (at Memphis, 2022)
 Sacks: --
 PBU: 2 (vs. FAU, 2022)
 • Started first 6G before suffering a season-ending injury in 2021 ... has played in 26 games with 96 tackles, 6.5 TFL and one INT ... first INT vs. Memphis ... 2 PBU vs. FAU

2022 SEASON GAME HIGHS

Tackles: 9 (at UNLV)
 TFLS: 1.0 (3x, last at WKU)
 INT: 1 (at Memphis)
 Sacks: --
 PBU: 2 (vs. FAU)



9

ENOCH JACKSON

SO • DL • 6-0 • 288
Mansfield, TX
Arkansas

CAREER GAME HIGHS

Tackles: 3 (2x, last at UTEP, 2022)
 TFLS: 1.0 (2x, last at UTSA, 2022)
 INT: --
 Sacks: 1.0 (2x, last at UTSA, 2022)
 QBH: 1 (at UTEP, 2022)
 • Arkansas transfer saw action in 13 games in 2021 ... Made first career start in opener with UTEP ... missed three games due to injury ... first sack of year at UTSA

2022 SEASON GAME HIGHS

Tackles: 3 (at UTEP)
 TFLS: 1.0 (at UTSA)
 INT: --
 Sacks: 1.0 (at UTSA)
 QBH: 1 (at UTEP)



10

RODERICK BROWN

SO • DL • 6-0 • 275
Forney, TX
North Forney HS

CAREER GAME HIGHS

Tackles: 7 (at Missouri, 2021)
 TFLS: 2.5 (vs. LA Tech, 2022)
 Sacks: 2.5 (vs. LA Tech, 2022)
 FF: 1 (2x, last at So Miss, 2021)


2022 SEASON GAME HIGHS


Tackles: 6 (at UTSA)
 TFLS: 2.5 (vs. LA Tech)
 Sacks: 2.5 (vs. LA Tech)
 FF: --


• Named to 2021 PFF and C-USA All-Freshman teams ... Played in 19 games with 9 starts ... 3 tackles and 1.0 sack at UNLV ... career-best 2.5 sacks vs. LA Tech


BROADCAST BIOS - DEFENSE


	13	<u>LOGAN WILSON</u>	CAREER GAME HIGHS	2022 SEASON GAME HIGHS
		SO • DB • 5-10 • 167 Dallas, TX ULM	Tackles: 8 (at UTSA, 2022) TFLS: -- INT: 1 (at WKU, 2022) FR: 1 (vs. SMU, 2022) PBU: 2 (2x, last at WKU, 2022) • Redshirt at K-State (2019) ... Opt out at ULM (2020) ... DNP at UNT (2021) ... first career start vs. Memphis ... 7 tackles vs. LA Tech ... 8 tackles at UTSA ... INT at WKU	Tackles: 8 (at UTSA) TFLS: -- INT: 1 (at WKU, 2022) FR: 1 (vs. SMU) PBU: 2 (2x, last at WKU)


	19	<u>JORDAN BROWN</u>	CAREER GAME HIGHS	2021 SEASON GAME HIGHS
		SO • LB • 6-1 • 220 Huntsville, TX Huntsville HS	Tackles: 9 (vs. TSU, 2022) TFLS: 2.0 (at Memphis, 2022) INT: -- Sacks: 1.0 (2x, last at Memphis, 2022) QBH: 1 (at FIU, 2021) • Played in 30 games in his career with 71 tackles ... career high 9 tackles against Texas Southern ... second career sack at Memphis	Tackles: 9 (vs. TSU) TFLS: 2.0 (at Memphis) INT: -- Sacks: 1.0 (at Memphis) QBH: --

	21	<u>KEVIN WOOD</u>	CAREER GAME HIGHS	2022 SEASON GAME HIGHS
		JR • LB • 6-1 • 219 Converse, TX Judson HS	Tackles: 13 (vs. SMU, 2020) TFLS: 1.5 (vs. HBU, 2020) INT: 1 (3x, last at FIU, 2021) Sacks: 0.5 (2x, last vs. Miami, 2021) QBH: 1 (at UTEP, 2022) • Played in 37 games with 14 starts in career ... 148 tackles and 8.5 TFL ... Started opener at UTEP ... Missed 5G due to injury ... Returned vs. LA Tech w/ 11 tackles	Tackles: 11 (2x, last at UTSA) TFLS: 0.5 (vs. LA Tech) PBU: 1 (vs. LA Tech) Sacks: -- QBH: 1 (3x, last at WKU)

	22	<u>KEELAN CROSBY</u>	CAREER GAME HIGHS	2022 SEASON GAME HIGHS
		JR • DB • 6-1 • 194 Anna, TX Anna HS	Tackles: 9 (at UTSA, 2022) TFLS: 1.0 (vs. HBU, 2020) INT: 1 (at UTEP, 2020) Sacks: -- PBU: -- • Played in 36 career games with 53 tackles ... six tackles in loss to SMU ... missed Memphis and FAU due to injury ... 9 stops at UTSA	Tackles: 9 (at UTSA) TFLS: -- INT: -- Sacks: -- PBU: --

	24	<u>ZAHODRI JACKSON</u>	CAREER GAME HIGHS	2022 SEASON GAME HIGHS
		SR • DB • 5-10 • 185 Sarasota, FL Utah State	Tackles: 7 (at Nevada, 2020) TFLS: 0.5 (at New Mexico, 2021) INT: -- Sacks: -- PBU: 2 (vs. San Diego St., 2021) • Spent 5 seasons at Utah State playing in 35 games with 10 starts ... 56 tackles with six PBU in USU career ... Made UNT debut at UTEP ... first UNT start at UNLV	Tackles: 4 (at UNLV) TFLS: -- INT: -- Sacks: -- PBU: --

	25	<u>SEAN-THOMAS FAULKNER</u>	CAREER GAME HIGHS	2022 SEASON GAME HIGHS
		SR • DB • 5-11 • 190 Easley, SC The Citadel	Tackles: 16 (at Army, 2020) TFLS: 2.0 (2x, last vs. NSU, 2021) INT: -- Sacks: 1.0 (2x, last vs. Mercer, 2019) PBU: 2 (vs. LA Tech, 2022) • Transfer from The Citadel ... four blocked punts in his career ... In 48 career games, 246 tackles with 12.0 TFL and 10 PBU	Tackles: 11 (at UNLV) TFLS: 1.0 (at UTSA) INT: -- Sacks: -- PBU: 2 (vs. LA Tech)

	26	<u>RIDGE TEXADA</u>	CAREER GAME HIGHS	2022 SEASON GAME HIGHS
		SO • DB • 5-8 • 181 Frisco, TX McNeese State	Tackles: 7 (at Rice, 2021) TFLS: 1.0 (3x, last at WKU, 2022) INT: 2 (vs. FAU, 2022) Sacks: -- PBU: 4 (vs. FAU, 2022) • Played in 29 games with 11 starts ... brothers Raleigh (Baylor) and Ranthony (TCU) played CFB ... First 2 INT and TD vs. FAU ... INT at UTSA ... Leads FBS with 17 passes defended	Tackles: 6 (at UTSA) TFLS: 1.0 (2x, last at WKU) INT: 2 (vs. FAU) Sacks: -- PBU: 4 (vs. FAU)

BROADCAST BIOS - DEFENSE

42 **SIFA LEOTA**
R-FR • OLB • 6-2 • 235
Eules, TX
Trinity HS

CAREER GAME HIGHS

Tackles: 4 (at UTSA, 2022)
TFLS: 1.0 (2x, last at Memphis, 2022)
FF: 1 (at Memphis, 2022)
Sacks: 1.0 (at Memphis, 2022)
QBH: 2 (vs. TSU, 2022)

• Placed on scholarship prior to 2022 season ... made first career start vs. TSU ... recorded first career tackles and sack ... Sack and FF at Memphis

2022 SEASON GAME HIGHS

Tackles: 4 (at UTSA)
TFLS: 1.0 (2x, last at Memphis)
FF: 1 (at Memphis)
Sacks: 1.0 (at Memphis)
QBH: 2 (vs. TSU)



44 **MAZIN RICHARDS**
JR • OLB • 6-3 • 245
Burleson, TX
Eastern New Mexico

CAREER GAME HIGHS

Tackles: 11 (at UTSA, 2022)
TFLS: 4.0 (vs. Lincoln [CA], 2021)
INT: 1 (vs. TAMU-Kingsville, 2019)
Sacks: 4.0 (vs. Lincoln [CA], 2021)
PBU: 1 (2x, last at UTPB, 2021)

• Transferred after 3 yr at Eastern NM ... 2021 LSC D-Lineman of the Year ... 3.0 sacks vs. LA Tech ... FBS active leader in sacks per game (0.92) ... Career: 35.5 TFL & 27.5 sacks

2022 SEASON GAME HIGHS

Tackles: 11 (at UTSA)
TFLS: 3.0 (vs. LA Tech)
INT: --
Sacks: 3.0 (vs. LA Tech)
QBH: 2 (2x, last vs. FAU)



45 **KADREN JOHNSON**
JR • DL • 6-4 • 265
Lewisville, TX
ACU

CAREER GAME HIGHS

Tackles: 6 (vs. Tarleton, 2021)
TFLS: 2.0 (at WKU, 2022)
QBH: --
Sacks: 2.0 (at WKU, 2022)
FF: 1 (2x, last at WKU, 2022)

• Played in 23 games in his career with 7.5 TFL and 5.5 sacks ... first UNT sack at UTEP in season opener ... two tackles against SMU ... 2.0 sacks at WKU ... Started last five games

2022 SEASON GAME HIGHS

Tackles: 3 (3x, last at WKU)
TFLS: 2.0 (at WKU)
QBH: 1 (vs. LA Tech)
Sacks: 2.0 (at WKU)
FF: 1 (at WKU)



51 **FATAFEHI VAILEA**
R-FR • DL • 6-2 • 293
Oakland, CA
Desert Pines (NV) HS


CAREER GAME HIGHS

Tackles: 6 (at UTSA, 2022)
TFLS: 1.0 (at UTEP, 2022)
INT: --
Sacks: --
FF: 1 (at UTEP, 2022)

• Redshirted the 2021 season ... made UNT debut at UTEP ... 5 stops at Memphis ... six tackles at UTSA ... started last six games

2022 SEASON GAME HIGHS

Tackles: 6 (at UTSA)
TFLS: 1.0 (at UTEP)
INT: --
Sacks: --
FF: 1 (at UTEP)



90 **KAGHEN ROACH**
SO • DL • 6-5 • 270
Celina, TX
Blinn College

CAREER GAME HIGHS

Tackles: 1 (3x, last at Memphis, 2022)
TFLS: --
INT: --
Sacks: --
FF: --

• Played one season at Blinn College ... 2021 SWJCFC All-Conference pick ... spent the 2020 season at Army ... played the 2019 season at Fork Union Military Academy

2021 SEASON GAME HIGHS

Tackles: 1 (3x, last at Memphis)
TFLS: --
INT: --
Sacks: --
FF: --



99 **CAM ROBERTSON**
FR • DL • 6-4 • 238
Plano, TX
Plano HS

CAREER GAME HIGHS

Tackles: 3 (at Memphis, 2022)
TFLS: 1.0 (vs. LA Tech, 2022)
Sacks: 1.0 (vs. LA Tech, 2022)
QBH: 1 (2x last vs. FAU, 2022)
FF: 1 (vs. LA Tech, 2022)

• Made collegiate debut vs. UTEP ... career-best three tackles at Memphis ... first career sack and forced fumble vs. LA Tech

2021 SEASON GAME HIGHS

Tackles: 3 (at Memphis)
TFLS: 1.0 (vs. LA Tech)
Sacks: 1.0 (vs. LA Tech)
QBH: 1 (2x last vs. FAU)
FF: 1 (vs. LA Tech)

NORTH TEXAS FOOTBALL 2022

OVERALL: 5-4 (HOME 3-1, ROAD 2-2, NEUTRAL 0-0) | C-USA: 4-1 (HOME 2-0, ROAD 2-1, NEUTRAL 0-0)

Team Results

Date	Opponent		Score	Att.
* 08/27/2022	at UTEP	W	31-13	45971
09/03/2022	SMU	L	10-48	25306
09/10/2022	Texas Southern	W	59-27	15984
09/17/2022	at UNLV	L	27-58	19623
09/24/2022	at Memphis	L	34-44	23203
* 10/01/2022	Fla. Atlantic	W	45-28	18274
* 10/15/2022	Louisiana Tech	W	47-27	16590
* 10/22/2022	at UTSA	L	27-31	27122
* 10/29/2022	at Western Ky.	W	40-13	17194

Game Records

Record	Overall	Home	Away	Neutral
ALL GAMES	5-4	3-1	2-3	0-0
CONFERENCE	4-1	2-0	2-1	0-0
NON-CONFERENCE	1-3	1-1	0-2	0-0

Rushing

Player	gp	att	gain	loss	net	avg	td	lg	avg/g
Ayo Adeyi	9	79	637	6	631	8.0	3	92	70.1
Oscar Adayaw III	9	118	611	28	583	4.9	5	35	64.8
Ikaika Ragsdale	8	59	339	12	327	5.5	3	42	40.9
Isaiah Johnson	7	40	179	3	176	4.4	1	28	25.1
Kaylon Horton	8	6	102	2	100	16.7	2	66	12.5
Preston Landis	1	8	60	0	60	7.5	1	15	60.0
BK Jackson	2	6	35	0	35	5.8	0	13	17.5
Stone Earle	2	5	30	0	30	6.0	0	12	15.0
Qualon Farrar	1	5	25	0	25	5.0	0	8	25.0
Austin Aune	9	27	78	58	20	0.7	0	16	2.2
Jake Roberts	9	1	10	0	10	10.0	0	10	1.1
Roderic Burns	9	1	3	0	3	3.0	0	3	0.3
Grant Gunnell	2	1	0	5	-5	-5.0	0	0	-2.5
Team	9	4	0	18	-18	-4.5	0	0	-2.0
Total	9	360	2109	132	1977	5.5	15	92	219.7
Opponents	9	355	1838	186	1652	4.7	15	59	183.6

Passing

Player	gp	effic	comp-att-int	pct	yds	td	lg	avg/g
Austin Aune	9	156.6	145-255-9	56.9	2339	23	70	259.9
Grant Gunnell	2	92.2	4-9-1	44.4	75	0	34	37.5
Stone Earle	2	167.2	3-3-0	100.0	24	0	14	12.0
Damon Ward	9	0.0	0-1-0	0.0	0	0	0	0.0
Team	9	0.0	0-2-0	0.0	0	0	0	0.0
Total	9	152.8	152-270-10	56.3	2438	23	70	270.9
Opponents	9	138.9	213-343-5	62.1	2587	17	75	287.4

Receiving

Player	gp	no.	yds	avg	td	lg	avg/g
Roderic Burns	9	29	566	19.5	1	70	62.9
Var'Keyes Gumms	9	20	347	17.4	4	54	38.6
Jake Roberts	9	19	238	12.5	2	29	26.4
Jyaire Shorter	8	16	360	22.5	6	58	45.0
Damon Ward	9	16	241	15.1	2	56	26.8
Ja'Mori Maclin	9	11	300	27.3	2	53	33.3
Jordan Smart	6	11	137	12.5	0	29	22.8
Isaiah Johnson	7	6	36	6.0	2	13	5.1
Ikaika Ragsdale	8	6	30	5.0	1	11	3.8
Kaylon Horton	8	5	72	14.4	1	28	9.0
Oscar Adayaw III	9	5	29	5.8	1	11	3.2
Tommy Bush	7	3	34	11.3	1	15	4.9
Bryson Jackson	5	2	20	10.0	0	12	4.0
Ayo Adeyi	9	2	12	6.0	0	9	1.3
Zhighlil McMillan	8	1	16	16.0	0	16	2.0
Total	9	152	2438	16.0	23	70	270.9
Opponents	9	213	2587	12.1	17	75	287.4

Team Statistics

	UNT	OPP
First Downs	208	219
Rushing	88	94
Passing	104	111
Penalty	16	14
Rushing Yardage	1977	1652
Rushing attempts	360	355
Average per rush	5.5	4.7
Average per game	219.7	183.6
TDs Rushing	15	15
Passing Yardage	2438	2587
Comp-Att-Int	152-270-10	213-343-5
Average per pass	9.0	7.5
Average per catch	16.0	12.1
Average per game	270.9	287.4
TDs Passing	23	17
Total offense	4415	4239
Average per play	7.0	6.1
Average per game	490.6	471.0
Kick returns: #-Yards	25-539	12-275
Punt returns: #-Yards	9-45	6-12
Int returns: #-Yards	5-138	10-208
Fumbles-Lost	7-4	10-5
Penalties-Yards	53-457	55-527
Punts-Avg	35-38.7	39-44.6
Time of possession / game	27:26	31:41
3rd-down conversion	43/116	65/143
4rd-down conversion	8/14	9/19
PAT-attempts	(38-40) 95%	(35-36) 97%
2-point conversion-attempts	(0-0) 0%	(0-0) 0%

Interceptions

Player	no.	yds	avg	td	lg
Ridge Texada	3	124	41.3	1	60
Quinn Whitlock	1	3	3.0	0	3
Logan Wilson	1	11	11.0	0	11
Total	5	138	27.6	1	60
Opponents	10	208	20.8	4	64

NORTH TEXAS FOOTBALL 2022

OVERALL: 5-4 (HOME 3-1, ROAD 2-2, NEUTRAL 0-0) | C-USA: 4-1 (HOME 2-0, ROAD 2-1, NEUTRAL 0-0)

Field Goals

Player	fg	pct.	01-19	20-29	30-39	40-49	50-99	lg	blk
Ethan Mooney	14-15	93.3	0-0	5-5	5-6	4-4	0-0	49	1
Opponents	12-16	75.0	0-0	4-5	6-7	2-4	0-0	46	0

Scoring

Player	td	fg	PAT					dpx	saf	pts
			kick	rush	rcv	pass				
Ethan Mooney	-	14-15	35-36	-	-	-	-	-	-	77
Jyaire Shorter	6	-	-	-	-	-	-	-	-	36
Oscar Adaway III	6	-	-	-	-	-	-	-	-	36
Kaylon Horton	4	-	-	-	-	-	-	-	-	24
Ikaika Ragsdale	4	-	-	-	-	-	-	-	-	24
Var'Keyes Gumms	4	-	-	-	-	-	-	-	-	24
Isaiah Johnson	3	-	-	-	-	-	-	-	-	18
Ayo Adeyi	3	-	-	-	-	-	-	-	-	18
Damon Ward	2	-	-	-	-	-	-	-	-	12
Jake Roberts	2	-	-	-	-	-	-	-	-	12
Ja'Mori Maclin	2	-	-	-	-	-	-	-	-	12
Roderic Burns	1	-	-	-	-	-	-	-	-	6
Tommy Bush	1	-	-	-	-	-	-	-	-	6
Ridge Texada	1	-	-	-	-	-	-	-	-	6
Preston Landis	1	-	-	-	-	-	-	-	-	6
Chris Cayton	-	-	3-4	-	-	-	-	-	-	3
Total	40	14-15	38-40	0	0	0	0	0	0	320
Opponents	36	12-16	35-36	0	0	0	0	0	1	289

Score by Periods

Team	1st	2nd	3rd	4th	OT	TOT
North Texas	74	109	63	74	0	320
Opponents	49	109	52	79	0	289

Punting

Player	no.	yds	avg	lg	tb	fc	i20	50+	blk
Bernardo Rodriguez	33	1330	40.3	54	0	23	11	2	0
Team	2	23	11.5	0	0	0	0	0	2
Total	35	1353	38.7	54	0	23	11	2	2
Opponents	39	1741	44.6	62	3	11	15	11	0

Punt Returns

Player	no.	yds	avg	td	lg
Roderic Burns	9	45	5.0	0	10
Total	9	45	5.0	0	10
Opponents	6	12	2.0	0	16

Kick Returns

Player	no.	yds	avg	td	lg
Kaylon Horton	16	419	26.2	1	99
Jordan Smart	3	46	15.3	0	18
Ja'Mori Maclin	2	34	17.0	0	20
Christian Lee	1	4	4.0	0	4
Isaiah Johnson	1	12	12.0	0	12
Bryson Jackson	1	12	12.0	0	12
Xzavior Kautai	1	12	12.0	0	12
Total	25	539	21.6	1	99
Opponents	12	275	22.9	0	48

All Purpose

Player	g	rush	rcv	pr	kr	ir	total	avg/g
Ayo Adeyi	9	631	12	0	0	0	643	71.4
Roderic Burns	9	3	566	45	0	0	614	68.2
Oscar Adaway III	9	583	29	0	0	0	612	68.0
Kaylon Horton	8	100	72	0	419	0	591	73.9
Jyaire Shorter	8	0	360	0	0	0	360	45.0
Ikaika Ragsdale	8	327	30	0	0	0	357	44.6
Var'Keyes Gumms	9	0	347	0	0	0	347	38.6
Ja'Mori Maclin	9	0	300	0	34	0	334	37.1
Jake Roberts	9	10	238	0	0	0	248	27.6
Damon Ward	9	0	241	0	0	0	241	26.8
Isaiah Johnson	7	176	36	0	12	0	224	32.0
Jordan Smart	6	0	137	0	46	0	183	30.5
Ridge Texada	9	0	0	0	0	124	124	13.8
Preston Landis	1	60	0	0	0	0	60	60.0
BK Jackson	2	35	0	0	0	0	35	17.5
Tommy Bush	7	0	34	0	0	0	34	4.9
Bryson Jackson	5	0	20	0	12	0	32	6.4
Stone Earle	2	30	0	0	0	0	30	15.0
Qualon Farrar	1	25	0	0	0	0	25	25.0
Austin Aune	9	20	0	0	0	0	20	2.2
Zhiglhil McMillan	8	0	16	0	0	0	16	2.0
Xzavior Kautai	7	0	0	0	12	0	12	1.7
Logan Wilson	9	0	0	0	0	11	11	1.2
Christian Lee	4	0	0	0	4	0	4	1.0
Quinn Whitlock	8	0	0	0	0	3	3	0.4
Grant Gunnell	2	-5	0	0	0	0	-5	-2.5
Total	9	1977	2438	45	539	138	5137	570.8
Opponents	9	1652	2587	12	275	208	4734	526.0

Total Offense

Player	g	plays	rush	pass	total	avg/g
Austin Aune	9	282	20	2339	2359	262.1
Ayo Adeyi	9	79	631	0	631	70.1
Oscar Adaway III	9	118	583	0	583	64.8
Ikaika Ragsdale	8	59	327	0	327	40.9
Isaiah Johnson	7	40	176	0	176	25.1
Kaylon Horton	8	6	100	0	100	12.5
Grant Gunnell	2	10	-5	75	70	35.0
Preston Landis	1	8	60	0	60	60.0
Stone Earle	2	8	30	24	54	27.0
BK Jackson	2	6	35	0	35	17.5
Qualon Farrar	1	5	25	0	25	25.0
Jake Roberts	9	1	10	0	10	1.1
Roderic Burns	9	1	3	0	3	0.3
Total	9	630	1977	2438	4415	490.6

NORTH TEXAS FOOTBALL 2022

OVERALL: 5-4 (HOME 3-1, ROAD 2-2, NEUTRAL 0-0) | C-USA: 4-1 (HOME 2-0, ROAD 2-1, NEUTRAL 0-0)

Team Defense

##	Player	gp	Tackles				Sacks	Pass defense			Fumbles		blkd	
			ua	a	tot	tfl/yds		no-yds	int-yds	brup	qbh	fr-yds	ff	kick
1	KD Davis	9	52	38	90	2-14	1-12	.	1	3	.	1	.	.
3	Larry Nixon III	9	30	29	59	1-7	1-7	.	.	3
44	Mazin Richards	9	39	18	57	8.5-50	6.5-43	.	.	4
25	Sean-Thomas Faulkner	9	27	26	53	1-3	.	.	3
7	Quinn Whitlock	8	18	22	40	3-8	.	1-3	4	3
2	DeShawn Gaddie	9	26	14	40	.	.	.	8	3	1-0	1	.	.
21	Kevin Wood	4	11	20	31	0.5-1	.	.	1	3
51	Fatafehi Vailea	9	10	19	29	1.5-7	0.5-5	.	.	1	.	1	.	.
13	Logan Wilson	9	16	12	28	.	.	1-11	4	.	1-0	.	.	.
10	Roderick Brown	9	13	15	28	4-25	4-25	.	.	1
26	Ridge Texada	9	26	2	28	2-8	.	3-124	14
19	Jordan Brown	9	15	12	27	3-12	1-5
22	Keelan Crosby	7	15	11	26
5	Tom Trieb	7	13	6	19	4.5-15	0.5-5	.	.	1	1-0	.	.	.
45	Kadren Johnson	9	7	10	17	3.5-27	3.5-27	.	.	1	.	1	.	.
42	Sifa Leota	9	5	9	14	2.5-7	1.5-5	.	.	5	.	1	.	.
95	Kortlin Rausaw	9	5	8	13	1.5-4	0.5-4	.	.	.	1-0	.	.	.
99	Cam Robertson	9	6	6	12	1.5-7	1-5	.	.	2	.	1	.	.
36	Jaylen Smith	9	4	7	11	1-1
27	Harold West	7	4	3	7
9	Enoch Jackson	6	4	2	6	1-1	1-1	.	.	2
24	Zahodri Jackson	7	5	1	6
32	Sele Selefuti	4	1	3	4	1-1
6	Loranzo Thompson	9	2	2	4
90	Kaghen Roach	9	1	2	3
8	John Davis	1	2	1	3	.	.	.	1
31	Robert Johnson	5	2	.	2
15	Carson Kropp	9	.	2	2
11	Patrick Smith	4	.	2	2
17	Grant Gunnell	2	1	.	1
5	Tommy Bush	7	1	.	1
0	Ethan Mooney	9	1	.	1
34	Bryce Drummond	7	1	.	1
87	Jake Roberts	9	1	.	1
39	Ayo Adeyi	9	1	.	1
6	Ikaika Ragsdale	8	1-0	.	.	.
Totals		9	365	302	667	43-198	22-144	5-138	36	32	5-0	6	0	0
Opponents		9	370	228	598	39-125	9-52	10-208	29	24	4-14	4	5	1

NORTH TEXAS FOOTBALL 2022

OVERALL: 5-4 (HOME 3-1, ROAD 2-2, NEUTRAL 0-0) | C-USA: 4-1 (HOME 2-0, ROAD 2-1, NEUTRAL 0-0)

20-YARD PLUS PLAYS

Yds	Type	Player(s)	Opponent
99*	KR	Horton, Kaylon	UNLV
92*	Rush	Adeyi, Ayo	Louisiana Tech
70*	Pass	Burns, Roderic from Aune, Austin	Texas Southern
66*	Rush	Horton, Kaylon	Louisiana Tech
60	INT	Texada, Ridge	Fla. Atlantic
59*	Rush	Adeyi, Ayo	Texas Southern
58*	INT	Texada, Ridge	Fla. Atlantic
58	Pass	Shorter, Jyaire from Aune, Austin	UTSA
56*	Pass	Ward, Damon from Aune, Austin	Western Ky.
54*	Pass	Gumms, Var'Keye from Aune, Austin	UNLV
54	Pass	Burns, Roderic from Aune, Austin	UTSA
53	Rush	Adeyi, Ayo	Fla. Atlantic
53	Pass	Maclin, Ja'Mori from Aune, Austin	SMU
52	Pass	Maclin, Ja'Mori from Aune, Austin	Western Ky.
51*	Pass	Shorter, Jyaire from Aune, Austin	Louisiana Tech
46	Pass	Gumms, Var'Keye from Aune, Austin	UTSA
44*	Pass	Gumms, Var'Keye from Aune, Austin	UTSA
42	Rush	Ragsdale, Ikaik	Louisiana Tech
41	Pass	Shorter, Jyaire from Aune, Austin	UNLV
41	Pass	Burns, Roderic from Aune, Austin	UTEP
41*	Pass	Maclin, Ja'Mori from Aune, Austin	Memphis
41	Rush	Adeyi, Ayo	Texas Southern
40	KR	Horton, Kaylon	Memphis
39*	Rush	Adeyi, Ayo	Western Ky.
38	KR	Horton, Kaylon	Texas Southern
36	Pass	Burns, Roderic from Aune, Austin	UNLV
35*	Pass	Maclin, Ja'Mori from Aune, Austin	Texas Southern
35*	Rush	Adaway III, Osc	SMU
34	Pass	Maclin, Ja'Mori from Aune, Austin	Memphis
34	Pass	Maclin, Ja'Mori from Gunnell, Grant	Texas Southern
34	Pass	Burns, Roderic from Aune, Austin	Fla. Atlantic
33	Pass	Gumms, Var'Keye from Gunnell, Grant	SMU
32	Pass	Burns, Roderic from Aune, Austin	UNLV
32	Rush	Adaway III, Osc	Louisiana Tech
29	Pass	Roberts, Jake from Aune, Austin	SMU
29	Pass	Smart, Jordan from Aune, Austin	Louisiana Tech
28	Rush	Johnson, Isaiah	Louisiana Tech
28*	Pass	Horton, Kaylon from Aune, Austin	Western Ky.
28	Pass	Smart, Jordan from Aune, Austin	Memphis
28	Pass	Burns, Roderic from Aune, Austin	Fla. Atlantic
26	Pass	Shorter, Jyaire from Aune, Austin	UNLV
26*	Pass	Shorter, Jyaire from Aune, Austin	Texas Southern
26	KR	Horton, Kaylon	Western Ky.
25	Pass	Burns, Roderic from Aune, Austin	Western Ky.
25*	Pass	Shorter, Jyaire from Aune, Austin	Fla. Atlantic
25	Pass	Smart, Jordan from Aune, Austin	Memphis
25*	Pass	Shorter, Jyaire from Aune, Austin	Fla. Atlantic
24	Pass	Horton, Kaylon from Aune, Austin	Memphis
24	Pass	Roberts, Jake from Aune, Austin	Louisiana Tech
23	KR	Horton, Kaylon	Memphis
23	Pass	Roberts, Jake from Aune, Austin	UTEP
23	KR	Horton, Kaylon	Fla. Atlantic
22	KR	Horton, Kaylon	Memphis
22	Pass	Ward, Damon from Aune, Austin	Texas Southern
21	Pass	Burns, Roderic from Aune, Austin	UTEP
21	Pass	Shorter, Jyaire from Aune, Austin	SMU
21	Rush	Johnson, Isaiah	UTEP
21	KR	Horton, Kaylon	SMU
21	Rush	Adeyi, Ayo	Memphis
21	Rush	Adaway III, Osc	Louisiana Tech
20*	Pass	Shorter, Jyaire from Aune, Austin	Memphis
20	KR	Maclin, Ja'Mori	UTSA
20	Pass	Burns, Roderic from Aune, Austin	UTSA
20	Pass	Roberts, Jake from Aune, Austin	Fla. Atlantic
20	Pass	Ward, Damon from Aune, Austin	UTEP
20*	Pass	Gumms, Var'Keye from Aune, Austin	Louisiana Tech
20	Rush	Adaway III, Osc	Fla. Atlantic
20	KR	Horton, Kaylon	Memphis

* touchdown scored on play

LONG PLAYS BY THE NUMBERS

Long Plays By Yards	No.	TD
100+	0	0
90-99	2	2
80-89	0	0
70-79	1	1
60-69	2	1
50-59	10	5
40-49	8	2
30-39	11	3
20-29	34	6

Long Plays By Type

Long Plays By Type	No.	TD
Rushing	14	5
Passing	42	13
Punt returns	0	0
Kick returns	10	1
Interceptions	2	1
Fumble returns	0	0
Other	0	0
TOTAL	68	20

20-YARD PLUS BY PLAYER

Player	No.	TD	R	P	KR	PR	IR	FR
Horton, Kaylon	11	3	1	2	8	0	0	0
Burns, Roderic	10	1	0	10	0	0	0	0
Shorter, Jyaire	9	5	0	9	0	0	0	0
Maclin, Ja'Mori	7	2	0	6	1	0	0	0
Adeyi, Ayo	6	3	6	0	0	0	0	0
Gumms, Var'Keye	5	3	0	5	0	0	0	0
Adaway III, Osc	4	1	4	0	0	0	0	0
Roberts, Jake	4	0	0	4	0	0	0	0
Ward, Damon	3	1	0	3	0	0	0	0
Smart, Jordan	3	0	0	3	0	0	0	0
Texada, Ridge	2	1	0	0	0	0	2	0
Johnson, Isaiah	2	0	2	0	0	0	0	0
Ragsdale, Ikaik	1	0	1	0	0	0	0	0
Horton, Kaylon	1	0	0	0	1	0	0	0
TOTAL	68	20	14	42	10	0	2	0

LONGEST PLAYS OF THE YEAR

Rushing

92 Adeyi, Ayo vs Louisiana Tech (10/15/2022)

Rushing Touchdown

92 Adeyi, Ayo vs Louisiana Tech (10/15/2022)

Passing

70 Burns, Roderic from Aune, Austin vs Texas Southern (9/10/2022)

Passing Touchdown

70 Burns, Roderic from Aune, Austin vs Texas Southern (9/10/2022)

Punt Return

10 Burns, Roderic vs Texas Southern (9/10/2022)

Kick Return

99 Horton, Kaylon vs UNLV (9/17/2022)

Interception Return

60 Texada, Ridge vs Fla. Atlantic (10/1/2022)

Fumble Return

-2 Wilson, Logan vs SMU (9/3/2022)

Punt

54 Rodriguez, Bern vs Memphis (9/24/2022)

Field Goal

49 Mooney, Ethan vs UTSA (10/22/2022)

NORTH TEXAS FOOTBALL 2022

OVERALL: 5-4 (HOME 3-1, ROAD 2-2, NEUTRAL 0-0) | C-USA: 4-1 (HOME 2-0, ROAD 2-1, NEUTRAL 0-0)

Date	Opponent	Rushing				Receiving				Passing				Kick Returns				Punt Returns				tot off		
		no.	yds	td	lg	no.	yds	td	lg	cmp	att	int	yds	td	lg	no.	yds	td	lg	no.	yds		td	lg
08/27/2022	at UTEP	41	163	1	21	16	236	3	41	16	29	0	236	3	41	1	12	0	12	1	4	0	4	399
09/03/2022	SMU	47	202	1	35	16	220	0	53	16	34	2	220	0	53	3	44	0	21	0	0	0	0	422
09/10/2022	Texas Southern	48	348	4	59	13	259	4	70	13	24	1	259	4	70	4	84	0	38	3	26	0	10	607
09/17/2022	at UNLV	39	169	0	16	17	305	2	54	17	30	2	305	2	54	1	99	1	99	1	3	0	3	474
09/24/2022	at Memphis	30	102	1	21	27	371	3	41	27	50	2	371	3	41	5	118	0	40	2	6	0	6	473
10/01/2022	Fla. Atlantic	51	300	2	53	15	181	3	34	15	21	1	181	3	34	5	81	0	23	1	5	0	5	481
10/15/2022	Louisiana Tech	47	475	4	92	11	196	2	51	11	21	1	196	2	51	1	14	0	14	0	0	0	0	671
10/22/2022	at UTSA	21	22	0	5	15	325	3	58	15	31	1	325	3	58	3	46	0	20	1	1	0	1	347
10/29/2022	at Western Ky.	36	196	2	39	22	345	3	56	22	30	0	345	3	56	2	41	0	26	0	0	0	0	541
North Texas		360	1977	15	92	152	2438	23	70	152	270	10	2438	23	70	25	539	1	99	9	45	0	10	4415
Opponents		355	1652	15	59	213	2587	17	75	213	343	5	2587	17	75	12	275	0	48	6	12	0	16	4239

North Texas Averages

Games	Avg/ rush	Avg/ catch	Pass effic	KR avg	PR avg	All purpose avg/game	Total offense avg/game
9	5.5	16.0	152.8	21.6	5.0	570.8	490.6

Date	Opponent	Tackles			Sacks	Fumble		Pass Defense			blkd	PAT attempts			off			
		ua	a total	tfl-yds		no-yds	ff fr-yds	int-yds	qbh	brup		kick	kick	rush	rcv	saf	t/o	pts
08/27/2022	at UTEP	40	18	58	2.0-7	1-5	1	1-0	0-0	8	5	0	4-4	0	0	0	7	31
09/03/2022	SMU	40	22	62	4.0-18	1-10	1	2-0	0-0	1	1	0	1-1	0	0	0	3	10
09/10/2022	Texas Southern	37	44	81	5.0-19	2-15	1	1-0	0-0	8	0	0	8-8	0	0	0	7	59
09/17/2022	at UNLV	42	44	86	3.0-9	1-6	0	0-0	0-0	0	0	0	3-3	0	0	0	0	27
09/24/2022	at Memphis	40	30	70	5.0-23	3-14	1	0-0	1-3	3	4	0	4-4	0	0	0	0	34
10/01/2022	Fla. Atlantic	32	28	60	4.0-20	1-10	0	0-0	2-118	4	10	0	6-6	0	0	0	14	45
10/15/2022	Louisiana Tech	44	30	74	8.0-40	7-39	1	0-0	0-0	3	6	0	5-6	0	0	0	0	47
10/22/2022	at UTSA	47	56	103	7.0-38	4-28	0	0-0	1-6	2	2	0	3-3	0	0	0	3	27
10/29/2022	at Western Ky.	43	30	73	5.0-24	2-17	1	1-0	1-11	3	8	0	4-5	0	0	0	10	40
North Texas		365	302	667	43.0-198	22-144	6	5-0	5-138	32	36	0	38-40	0	0	0	44	320
Opponents		370	228	598	39.0-125	9-52	4	4-14	10-208	24	29	5	35-36	0	0	1	66	289

Date	Opponent	Punting								Field Goals			Kickoffs					
		no.	yds	avg	long	blkd	tb	fc	50+	i20	md-att	long	blkd	no.	yds	avg	tb	ob
08/27/2022	at UTEP	3	102	34.0	40	0	0	3	0	2	1-1	28	0	6	388	64.7	5	0
09/03/2022	SMU	4	166	41.5	45	0	0	4	0	1	1-2	33	1	3	194	64.7	2	0
09/10/2022	Texas Southern	2	80	40.0	44	0	0	1	0	2	1-1	43	0	10	650	65.0	10	0
09/17/2022	at UNLV	2	30	15.0	30	1	0	0	0	0	2-2	31	0	6	375	62.5	4	0
09/24/2022	at Memphis	8	329	41.1	54	0	0	6	1	3	2-2	36	0	6	339	56.5	2	1
10/01/2022	Fla. Atlantic	5	204	40.8	43	0	0	4	0	0	1-1	43	0	8	507	63.4	5	1
10/15/2022	Louisiana Tech	2	86	43.0	45	0	0	0	0	0	2-2	30	0	9	570	63.3	6	0
10/22/2022	at UTSA	5	196	39.2	48	1	0	3	0	1	2-2	49	0	6	390	65.0	6	0
10/29/2022	at Western Ky.	4	160	40.0	50	0	0	2	1	2	2-2	39	0	7	439	62.7	5	0
North Texas		35	1353	38.7	54	2	0	23	2	11	14-15	49	1	61	3852	63.1	45	2
Opponents		39	1741	44.6	62	0	3	11	11	15	12-16	46	0	57	3285	57.6	25	0

NORTH TEXAS FOOTBALL 2022

OVERALL: 5-4 (HOME 3-1, ROAD 2-2, NEUTRAL 0-0) | C-USA: 4-1 (HOME 2-0, ROAD 2-1, NEUTRAL 0-0)

Date	Opponent	Rushing				Receiving				Passing				Kick Returns				Punt Returns				tot off	
		no.	yds	td	lg	no.	yds	td	lg	cmp	att	int	yds	td	lg	no.	yds	td	lg	no.	yds		td
08/27/2022	at UTEP	30	107	0	14	21	293	1	49	21-48-0	293	1	49	1	22	0	22	0	0	0	0	0	400
09/03/2022	SMU	32	150	2	16	25	426	4	75	25-34-0	426	4	75	1	48	0	48	1	-2	0	0	0	576
09/10/2022	Texas Southern	47	219	2	39	19	239	1	28	19-29-0	239	1	28	0	0	0	0	0	0	0	0	0	458
09/17/2022	at UNLV	51	365	5	59	21	211	2	30	21-27-0	211	2	30	2	48	0	34	0	0	0	0	0	576
09/24/2022	at Memphis	44	191	2	30	19	141	2	18	19-29-1	141	2	18	3	81	0	43	2	16	0	16	332	
10/01/2022	Fla. Atlantic	29	137	1	18	26	295	2	35	26-50-2	295	2	35	1	12	0	12	1	-1	0	0	432	
10/15/2022	Louisiana Tech	38	80	1	16	26	424	2	74	26-37-0	424	2	74	2	22	0	15	0	0	0	0	504	
10/22/2022	at UTSA	54	257	2	22	27	238	2	33	27-40-1	238	2	33	0	0	0	0	1	2	0	2	495	
10/29/2022	at Western Ky.	30	146	0	15	29	320	1	52	29-49-1	320	1	52	2	42	0	23	1	-3	0	0	466	
Opponents		355	1652	15	59	213	2587	17	75	213-343-5	2587	17	75	12	275	0	48	6	12	0	16	4239	
North Texas		360	1977	15	92	152	2438	23	70	152-270-10	2438	23	70	25	539	1	99	9	45	0	10	4415	

Opponents Averages

Games	Avg/ rush	Avg/ catch	Pass effic	KR avg	PR avg	All purpose avg/game	Total offense avg/game
9	4.7	12.1	138.9	22.9	2.0	526.0	471.0

Date	Opponent	Tackles			Sacks	Fumble		Pass Defense			blkd kick	PAT attempts			off			
		ua	a	total		tfl-yds	no-yds	ff	fr-yds	int-yds		qbh	brup	kick	rush	rcv	saf	t/o
08/27/2022	at UTEP	40	24	64	7.0-15	0-0	0	1-0	0-0	2	2	0	1-1	0	0	0	3	13
09/03/2022	SMU	44	36	80	7.0-30	1-5	1	1-0	2-28	6	6	1	6-6	0	0	0	21	48
09/10/2022	Texas Southern	50	18	68	2.0-5	0-0	0	0-0	1-20	2	1	0	3-3	0	0	0	0	27
09/17/2022	at UNLV	37	36	73	3.0-12	1-10	0	0-0	2-20	0	2	1	8-8	0	0	1	7	58
09/24/2022	at Memphis	40	22	62	6.0-21	2-15	0	1-0	2-76	6	7	0	5-6	0	0	0	21	44
10/01/2022	Fla. Atlantic	53	20	73	3.0-5	2-4	2	1-14	1-64	0	1	0	4-4	0	0	0	7	28
10/15/2022	Louisiana Tech	42	20	62	2.0-9	0-0	1	0-0	1-0	1	1	1	3-3	0	0	0	0	27
10/22/2022	at UTSA	21	32	53	5.0-17	2-11	0	0-0	1-0	5	8	1	4-4	0	0	0	7	31
10/29/2022	at Western Ky.	43	20	63	4.0-11	1-7	0	0-0	0-0	2	1	1	1-1	0	0	0	0	13
Opponents		370	228	598	39.0-125	9-52	4	4-14	10-208	24	29	5	35-36	0	0	1	66	289
North Texas		365	302	667	43.0-198	22-144	6	5-0	5-138	32	36	0	38-40	0	0	0	44	320

Date	Opponent	Punting										Field Goals			Kickoffs			
		no.	yds	avg	long	blkd	tb	fc	50+	i20	md-att	long	blkd	no.	yds	avg	tb	ob
08/27/2022	at UTEP	1	45	45.0	45	0	0	0	0	1	2-3	29	0	4	260	65.0	3	0
09/03/2022	SMU	4	183	45.8	61	0	0	2	1	2	2-2	39	0	9	551	61.2	6	0
09/10/2022	Texas Southern	5	184	36.8	45	0	1	0	0	0	2-2	39	0	7	374	53.4	2	0
09/17/2022	at UNLV	4	184	46.0	54	0	0	1	2	3	0-0	0	0	9	487	54.1	4	0
09/24/2022	at Memphis	8	400	50.0	62	0	0	3	4	3	1-1	36	0	8	487	60.9	3	0
10/01/2022	Fla. Atlantic	6	259	43.2	49	0	1	1	0	2	0-1	0	0	5	255	51.0	0	0
10/15/2022	Louisiana Tech	4	165	41.3	57	0	0	3	1	2	2-2	46	0	6	386	64.3	5	0
10/22/2022	at UTSA	3	137	45.7	54	0	0	0	2	1	1-2	32	0	5	226	45.2	0	0
10/29/2022	at Western Ky.	4	184	46.0	57	0	1	1	1	1	2-3	43	0	4	259	64.8	2	0
Opponents		39	1741	44.6	62	0	3	11	11	15	12-16	46	0	57	3285	57.6	25	0
North Texas		35	1353	38.7	54	2	0	23	2	11	14-15	49	1	61	3852	63.1	45	2

NORTH TEXAS FOOTBALL 2022

OVERALL: 5-4 (HOME 3-1, ROAD 2-2, NEUTRAL 0-0) | C-USA: 4-1 (HOME 2-0, ROAD 2-1, NEUTRAL 0-0)

North Texas - Game Highs

RUSHES	51	Fla. Atlantic (10/01/2022)
YARDS RUSHING	475	Louisiana Tech (10/15/2022)
YARDS PER RUSH	10.1	Louisiana Tech (10/15/2022)
TD RUSHES	4	Texas Southern (09/10/2022)
	4	Louisiana Tech (10/15/2022)
PASS ATTEMPTS	50	at Memphis (09/24/2022)
PASS COMPLETIONS	27	at Memphis (09/24/2022)
YARDS PASSING	371	at Memphis (09/24/2022)
YARDS PER PASS	11.5	at Western Ky. (10/29/2022)
TD PASSES	4	Texas Southern (09/10/2022)
TOTAL PLAYS	81	SMU (09/03/2022)
TOTAL OFFENSE	671	Louisiana Tech (10/15/2022)
YARDS PER PLAY	9.9	Louisiana Tech (10/15/2022)
POINTS	59	Texas Southern (09/10/2022)
SACKS BY	7	Louisiana Tech (10/15/2022)
FIRST DOWNS	34	Texas Southern (09/10/2022)
PENALTIES	9	Fla. Atlantic (10/01/2022)
PENALTY YARDS	69	Fla. Atlantic (10/01/2022)
TURNOVERS	3	at Memphis (09/24/2022)
	3	SMU (09/03/2022)
PUNTS	8	at Memphis (09/24/2022)
PUNTING AVG	43.0	Louisiana Tech (10/15/2022)
LONG PUNT	54	at Memphis (09/24/2022)
PUNTS INSIDE 20	3	at Memphis (09/24/2022)
LONG PUNT RETURN	10	Texas Southern (09/10/2022)

GAME-BY-GAME OFFENSIVE STARTERS

OPPONENT	WR	WR	WR/TE	TE	RB	QB	LT	LG	C	RG	RT
at UTEP	Burns	Ward	Maclin (WR)	Roberts	Ragsdale	Aune	C. Brown	Blair	Mose	Carroll	Duncan
SMU	Burns	Ward	Gumms (TE)	Roberts	I. Johnson	Aune	C. Brown	Blair	Mose	Nwaiwu	Duncan
Texas Southern	Shorter	Ward	Bush (WR)	Roberts	Adaway	Aune	C. Brown	Blair	Mose	Nwaiwu	Duncan
at UNLV	Burns	Ward	Shorter (WR)	Roberts	Ragsdale	Aune	C. Brown	Blair	Mose	Nwaiwu	Duncan
at Memphis	Burns	Shorter	Gumms (TE)	Roberts	Adaway	Aune	C. Brown	Blair	Mose	Nwaiwu	Duncan
FAU	Smart	Shorter	Horton (WR)	Alberding	I. Johnson	Aune	C. Brown	Blair	Mose	Nwaiwu	Duncan
LA Tech	Burns	Shorter	Gumms (TE)	Roberts	Ragsdale	Aune	C. Brown	Blair	Mose	Nwaiwu	Duncan
at UTSA	Burns	Shorter	Gumms (TE)	Roberts	Adeyi	Aune	C. Brown	Blair	Mose	Nwaiwu	Duncan
at WKU	Burns	Shorter	Ward (WR)	Roberts	Adeyi	Aune	Moreka	Blair	Mose	Nwaiwu	Duncan
FIU											
at UAB											
Rice											

GAME-BY-GAME DEFENSIVE STARTERS

OPPONENT	DE	NG	DT	DEVIL	MLB	WLB	EAGLE	CB	S	S	CB
at UTEP	Trieb	R. Brown	E. Jackson	Richards	KD Davis	Wood	Whitlock	Gaddie	Faulkner	Crosby	J. Davis
SMU	Trieb	R. Brown	E. Jackson	Richards	KD Davis	Nixon	Whitlock	Gaddie	Faulkner	Crosby	Texada
Texas Southern	Richards	R. Brown	Trieb	Leota	KD Davis	Nixon	Whitlock	Gaddie	Faulkner	Crosby	Texada
at UNLV	Trieb	R. Brown	Vailea	Richards	KD Davis	Nixon	Whitlock	Gaddie	Faulkner	Crosby	Z. Jackson
at Memphis	K. Johnson	R. Brown	Vailea	Richards	KD Davis	Nixon	Whitlock	Gaddie	Faulkner	Wilson	Texada
FAU	K. Johnson	R. Brown	Vailea	Richards	KD Davis	Nixon	Whitlock	Gaddie	Faulkner	Wilson	Texada
LA Tech	K. Johnson	R. Brown	Vailea	Richards	KD Davis	Wood	Whitlock	Gaddie	Faulkner	Wilson	Texada
at UTSA	K. Johnson	R. Brown	Vailea	Richards	KD Davis	Wood	Faulkner	Gaddie	Crosby	Wilson	Texada
at WKU	K. Johnson	R. Brown	Vailea	Richards	KD Davis	Wood	Whitlock	Gaddie	Faulkner	Wilson	Texada
FIU											
at UAB											
Rice											

NORTH TEXAS FOOTBALL 2022

OVERALL: 5-4 (HOME 3-1, ROAD 2-2, NEUTRAL 0-0) | C-USA: 4-1 (HOME 2-0, ROAD 2-1, NEUTRAL 0-0)

North Texas - Individual Game Highs

RUSHES	20	Oscar Adaway III vs SMU (09/03/2022)
YARDS RUSHING	135	Ayo Adeyi vs Texas Southern (09/10/2022)
TD RUSHES	2	Oscar Adaway III vs Texas Southern (09/10/2022)
LONG RUSH	92	Ayo Adeyi vs Louisiana Tech (10/15/2022)
PASS ATTEMPTS	49	Austin Aune at Memphis (09/24/2022)
PASS COMPLETIONS	27	Austin Aune at Memphis (09/24/2022)
YARDS PASSING	371	Austin Aune at Memphis (09/24/2022)
TD PASSES	4	Austin Aune vs Texas Southern (09/10/2022)
LONG PASS	70	Austin Aune vs Texas Southern (09/10/2022)
RECEPTIONS	6	Roderic Burns at UTSA (10/22/2022)
	6	Roderic Burns at Memphis (09/24/2022)
YARDS RECEIVING	139	Roderic Burns at UTSA (10/22/2022)
TD RECEPTIONS	3	Jyaire Shorter vs Fla. Atlantic (10/01/2022)
LONG RECEPTION	70	Roderic Burns vs Texas Southern (09/10/2022)
PUNTS	8	Bernardo Rodriguez at Memphis (09/24/2022)
PUNTING AVG	43.3	Bernardo Rodriguez at UTSA (10/22/2022)
LONG PUNT	54	Bernardo Rodriguez at Memphis (09/24/2022)
PUNTS INSIDE 20	3	Bernardo Rodriguez at Memphis (09/24/2022)
LONG PUNT RETURN	10	Roderic Burns vs Texas Southern (09/10/2022)
LONG KICKOFF RETURN	99	Kaylon Horton at UNLV (09/17/2022)
TACKLES	19	KD Davis vs Louisiana Tech (10/15/2022)
SACKS	3	Mazin Richards vs Louisiana Tech (10/15/2022)
TACKLES FOR LOSS	3	Mazin Richards vs Louisiana Tech (10/15/2022)

NORTH TEXAS FOOTBALL 2022

OVERALL: 5-4 (HOME 3-1, ROAD 2-2, NEUTRAL 0-0) | C-USA: 4-1 (HOME 2-0, ROAD 2-1, NEUTRAL 0-0)

3rd-Down Conversions

Date	Opponent	Score	Overall	1st Qtr	2nd Qtr	3rd Qtr	4th Qtr	Overtime
08/27/2022	at UTEP	W 31-13	6-12 50.0	2-4 50.0	2-2 100.0	2-2 100.0	0-4 0.0	0-0 0.0
09/03/2022	SMU	L 10-48	6-18 33.3	2-4 50.0	2-6 33.3	2-6 33.3	0-2 0.0	0-0 0.0
09/10/2022	Texas Southern	W 59-27	4-9 44.4	1-3 33.3	2-3 66.7	0-2 0.0	1-1 100.0	0-0 0.0
09/17/2022	at UNLV	L 27-58	3-11 27.3	1-3 33.3	2-5 40.0	0-2 0.0	0-1 0.0	0-0 0.0
09/24/2022	at Memphis	L 34-44	3-15 20.0	0-3 0.0	2-6 33.3	1-4 25.0	0-2 0.0	0-0 0.0
10/01/2022	Fla. Atlantic	W 45-28	4-12 33.3	0-1 0.0	1-3 33.3	2-3 66.7	1-5 20.0	0-0 0.0
10/15/2022	Louisiana Tech	W 47-27	5-12 41.7	1-2 50.0	1-4 25.0	3-4 75.0	0-2 0.0	0-0 0.0
10/22/2022	at UTSA	L 27-31	7-15 46.7	1-4 25.0	2-4 50.0	0-2 0.0	4-5 80.0	0-0 0.0
10/29/2022	at Western Ky.	W 40-13	5-12 41.7	3-4 75.0	0-4 0.0	1-3 33.3	1-1 100.0	0-0 0.0
North Texas			43-116 37.1	11-28 39.3	14-37 37.8	11-28 39.3	7-23 30.4	0-0 0.0
Opponents			65-143 45.5	16-36 44.4	15-40 37.5	21-36 58.3	13-31 41.9	0-0 0.0

4th-Down Conversions

Date	Opponent	Score	Overall	1st Qtr	2nd Qtr	3rd Qtr	4th Qtr	Overtime
08/27/2022	at UTEP	W 31-13	1-1 100.0	0-0 0.0	0-0 0.0	0-0 0.0	1-1 100.0	0-0 0.0
09/03/2022	SMU	L 10-48	1-3 33.3	1-1 100.0	0-0 0.0	0-0 0.0	0-2 0.0	0-0 0.0
09/10/2022	Texas Southern	W 59-27	1-1 100.0	1-1 100.0	0-0 0.0	0-0 0.0	0-0 0.0	0-0 0.0
09/17/2022	at UNLV	L 27-58	1-4 25.0	0-0 0.0	1-2 50.0	0-1 0.0	0-1 0.0	0-0 0.0
09/24/2022	at Memphis	L 34-44	0-1 0.0	0-0 0.0	0-1 0.0	0-0 0.0	0-0 0.0	0-0 0.0
10/01/2022	Fla. Atlantic	W 45-28	1-1 100.0	0-0 0.0	0-0 0.0	0-0 0.0	1-1 100.0	0-0 0.0
10/15/2022	Louisiana Tech	W 47-27	3-3 100.0	0-0 0.0	3-3 100.0	0-0 0.0	0-0 0.0	0-0 0.0
10/22/2022	at UTSA	L 27-31	0-0 0.0	0-0 0.0	0-0 0.0	0-0 0.0	0-0 0.0	0-0 0.0
10/29/2022	at Western Ky.	W 40-13	0-0 0.0	0-0 0.0	0-0 0.0	0-0 0.0	0-0 0.0	0-0 0.0
North Texas			8-14 57.1	2-2 100.0	4-6 66.7	0-1 0.0	2-5 40.0	0-0 0.0
Opponents			9-19 47.4	1-4 25.0	3-3 100.0	3-3 100.0	2-9 22.2	0-0 0.0

Time of Possession

Date	Opponent	Score	Overall	1st Qtr	2nd Qtr	3rd Qtr	4th Qtr	Overtime
08/27/2022	at UTEP	W 31-13	27:23	03:59	07:28	05:50	10:06	00:00
09/03/2022	SMU	L 10-48	33:53	05:54	11:37	09:00	07:22	00:00
09/10/2022	Texas Southern	W 59-27	27:51	03:15	08:16	09:36	06:44	00:00
09/17/2022	at UNLV	L 27-58	21:18	04:52	07:09	04:46	04:31	00:00
09/24/2022	at Memphis	L 34-44	27:15	05:53	08:15	08:36	04:31	00:00
10/01/2022	Fla. Atlantic	W 45-28	33:34	04:27	09:52	07:32	11:43	00:00
10/15/2022	Louisiana Tech	W 47-27	25:06	03:28	07:40	06:07	07:51	00:00
10/22/2022	at UTSA	L 27-31	21:32	04:58	05:35	05:21	05:38	00:00
10/29/2022	at Western Ky.	W 40-13	29:05	07:20	08:04	04:06	09:35	00:00
North Texas			Total 246:57	44:06	73:56	60:54	68:01	00:00
			Avg. 27:26	04:54	08:13	06:46	07:33	00:00
Opponents			Total 285:12	72:51	73:35	55:33	83:13	00:00
			Avg. 31:41	08:06	08:11	06:10	09:15	00:00

NORTH TEXAS FOOTBALL 2022

OVERALL: 5-4 (HOME 3-1, ROAD 2-2, NEUTRAL 0-0) | C-USA: 4-1 (HOME 2-0, ROAD 2-1, NEUTRAL 0-0)

North Texas Inside Opponent Red-Zone

Date	Opponent	Score	Times In RZ	Times Scored	Total Pts	Rush			Pass		FGs		Failed to score inside RZ				
						TDs	TDs	TDs	TDs	Made	FGA	Down	Int	Fumb	Half	Game	
08/27/2022	at UTEP	W 31-13	5	5	31	4	1	3	1	1	0	0	0	0	0	0	
09/03/2022	SMU	L 10-48	4	1	3	0	0	0	1	2	1	1	0	0	0		
09/10/2022	Texas Southern	W 59-27	5	4	28	4	3	1	0	0	0	1	0	0	0		
09/17/2022	at UNLV	L 27-58	5	3	13	1	0	1	2	2	2	0	0	0	0		
09/24/2022	at Memphis	L 34-44	5	5	27	3	1	2	2	2	0	0	0	0	0		
10/01/2022	Fla. Atlantic	W 45-28	3	3	21	3	2	1	0	0	0	0	0	0	0		
10/15/2022	Louisiana Tech	W 47-27	5	5	26	3	2	1	2	2	0	0	0	0	0		
10/22/2022	at UTSA	L 27-31	2	2	14	2	0	2	0	0	0	0	0	0	0		
10/29/2022	at Western Ky.	W 40-13	3	3	16	2	1	1	1	1	0	0	0	0	0		
Totals 31 of 37 (83.8%)			37	31	179	22	10	12	9	10	3	2	0	0	0		

Opponents Inside North Texas Red-Zone

Date	Opponent	Score	Times In RZ	Times Scored	Total Pts	Rush			Pass		FGs		Failed to score inside RZ				
						TDs	TDs	TDs	TDs	Made	FGA	Down	Int	Fumb	Half	Game	
08/27/2022	UTEP	W 31-13	3	2	6	0	0	0	2	2	1	0	0	0	0		
09/03/2022	SMU	L 10-48	4	4	24	3	2	1	1	1	0	0	0	0	0		
09/10/2022	Texas Southern	W 59-27	4	4	20	2	1	1	2	2	0	0	0	0	0		
09/17/2022	UNLV	L 27-58	4	4	28	4	3	1	0	0	0	0	0	0	0		
09/24/2022	Memphis	L 34-44	5	5	30	4	2	2	1	1	0	0	0	0	0		
10/01/2022	Fla. Atlantic	W 45-28	4	2	14	2	1	1	0	0	1	0	0	0	1		
10/15/2022	Louisiana Tech	W 47-27	2	2	10	1	1	0	1	1	0	0	0	0	0		
10/22/2022	UTSA	L 27-31	6	5	31	4	2	2	1	2	0	0	0	0	0		
10/29/2022	Western Ky.	W 40-13	3	2	10	1	0	1	1	2	0	0	0	0	0		
Totals 30 of 35 (85.7%)			35	30	173	21	12	9	9	11	2	0	0	0	1		

NORTH TEXAS FOOTBALL 2022

OVERALL: 5-4 (HOME 3-1, ROAD 2-2, NEUTRAL 0-0) | C-USA: 4-1 (HOME 2-0, ROAD 2-1, NEUTRAL 0-0)

##	Player	GP-GS	UTEP	SMU	TSU	UNLV	Mem	FAU	LATech	UTSA	WestKy
0	Ethan Mooney	9/0	XXX	XXX	XXX	XXX	XXX	XXX	XXX	XXX	XXX
0	Bryson Jackson	5/0	XXX	XXX	XXX	XXX	XXX
1	KD Davis	9/9	START	START	START	START	START	START	START	START	START
2	Austin Aune	9/9	START	START	START	START	START	START	START	START	START
2	DeShawn Gaddie	9/9	START	START	START	START	START	START	START	START	START
3	Larry Nixon III	9/5	XXX	START	START	START	START	START	XXX	XXX	XXX
3	Stone Earle	2/0	XXX	XXX
4	JD Head	0/0
4	Dillion Williams	3/0	XXX	XXX	...	XXX	...
5	Tommy Bush	7/1	XXX	XXX	START	...	XXX	XXX	XXX	...	XXX
5	Tom Trieb	7/4	START	START	START	START	XXX	XXX	XXX
6	Loranzo Thompson	9/0	XXX	XXX	XXX	XXX	XXX	XXX	XXX	XXX	XXX
6	Ikaika Ragsdale	8/3	START	XXX	...	START	XXX	XXX	START	XXX	XXX
7	Quinn Whitlock	8/8	START	START	START	START	START	START	START	...	START
7	Latrell Neville	5/0	XXX	XXX	XXX	XXX	XXX
8	John Davis	1/1	START
8	Damon Ward	9/5	START	START	START	START	XXX	XXX	XXX	XXX	START
9	Enoch Jackson	6/2	START	START	XXX	XXX	XXX	XXX
9	Ja'Mori Maclin	9/1	START	XXX	XXX	XXX	XXX	XXX	XXX	XXX	XXX
10	Jace Ruder	0/0
10	Roderick Brown	9/9	START	START	START	START	START	START	START	START	START
11	Detraveon Brown	0/0
11	Patrick Smith	4/0	XXX	XXX	XXX	XXX
13	Khatib Lyles	8/0	XXX	XXX	XXX	...	XXX	XXX	XXX	XXX	XXX
13	Logan Wilson	9/5	XXX	XXX	XXX	XXX	START	START	START	START	START
14	Roderic Burns	9/7	START	START	XXX	START	START	XXX	START	START	START
15	Carson Kropp	9/0	XXX	XXX	XXX	XXX	XXX	XXX	XXX	XXX	XXX
15	Jordan Smart	6/1	XXX	XXX	START	XXX	XXX	XXX
16	Jyaire Shorter	8/7	...	XXX	START	START	START	START	START	START	START
16	Jonathan Pickett	0/0
17	Grant Gunnell	2/0	...	XXX	XXX
17	Moh Bility	0/0
18	Dorian Morris	0/0
18	Nick Nakawaasah	0/0
19	Jordan Brown	9/0	XXX	XXX	XXX	XXX	XXX	XXX	XXX	XXX	XXX
20	Alphie Guillory	9/0	XXX	XXX	XXX	XXX	XXX	XXX	XXX	XXX	XXX
20	Qualon Farrar	1/0	XXX
21	Kevin Wood	4/4	START	START	START	START
21	BK Jackson	2/0	XXX	XXX
22	Keelan Crosby	7/5	START	START	START	START	XXX	START	XXX
22	Luke Rossley	0/0
23	Isaiah Johnson	7/2	XXX	START	...	XXX	XXX	START	XXX	XXX	...
23	Bryce Linder	2/0	...	XXX	XXX
24	Zahodri Jackson	7/1	XXX	XXX	XXX	START	XXX	XXX	XXX
24	Dorian Windley	0/0
25	Sean-Thomas Faulkner	9/9	START	START	START	START	START	START	START	START	START
26	Ridge Texada	9/7	XXX	START	START	XXX	START	START	START	START	START
27	Oscar Adaway III	9/2	XXX	XXX	START	XXX	START	XXX	XXX	XXX	XXX
27	Harold West	7/0	XXX	XXX	XXX	XXX	XXX	XXX	XXX
29	Christian Traylor	0/0
30	Var'Keyes Gumms	9/4	XXX	START	XXX	XXX	START	XXX	START	START	XXX
30	Grayson Ward	0/0
31	Robert Johnson	5/0	...	XXX	XXX	XXX	XXX	XXX
32	Bernardo Rodriguez	9/0	XXX	XXX	XXX	XXX	XXX	XXX	XXX	XXX	XXX
32	Sele Selefuti	4/0	...	XXX	XXX	...	XXX	XXX
34	Bryce Drummond	7/0	XXX	XXX	XXX	XXX	XXX	XXX	XXX
35	Chris Wright	1/0	XXX
36	Jaylen Smith	9/0	XXX	XXX	XXX	XXX	XXX	XXX	XXX	XXX	XXX
37	Taylor Jacobs	0/0
38	Miquon Mayes	2/0	XXX	XXX

NORTH TEXAS FOOTBALL 2022

OVERALL: 5-4 (HOME 3-1, ROAD 2-2, NEUTRAL 0-0) | C-USA: 4-1 (HOME 2-0, ROAD 2-1, NEUTRAL 0-0)

##	Player	GP-GS	UTEP	SMU	TSU	UNLV	Mem	FAU	LATech	UTSA	WestKy
39	Ayo Adeyi	9/2	XXX	XXX	XXX	XXX	XXX	XXX	XXX	START	START
39	Karter Houchin	0/0
40	Trent Ayers	0/0
40	Preston Landis	1/0	XXX
41	Kaylon Horton	8/1	...	XXX	XXX	XXX	XXX	START	XXX	XXX	XXX
41	Sawyer Evans	0/0
42	Sifa Leota	9/1	XXX	XXX	START	XXX	XXX	XXX	XXX	XXX	XXX
43	Jax Van Zandt	0/0
44	Mazin Richards	9/9	START	START	START	START	START	START	START	START	START
45	Kadren Johnson	9/5	XXX	XXX	XXX	XXX	START	START	START	START	START
46	Grady Brewer	9/0	XXX	XXX	XXX	XXX	XXX	XXX	XXX	XXX	XXX
47	Jacob Daulong	5/0	XXX	XXX	XXX	XXX	XXX
47	Chris Cayton	1/0	XXX
49	Collin Brown	0/0
50	J.P. Hadley	9/0	XXX	XXX	XXX	XXX	XXX	XXX	XXX	XXX	XXX
51	Fatafehi Vailea	9/6	XXX	XXX	XXX	START	START	START	START	START	START
52	Dane Jackson	1/0	XXX
53	Emmerick Dopona	0/0
54	Febechi Nwaiwu	9/8	XXX	START	START	START	START	START	START	START	START
56	Dameon Smallwood	0/0
57	Landon Maston	0/0
58	Samora Ezekiel	1/0	XXX
59	Ethan Wesloski	0/0
60	Isaiah Villanueva	1/0	XXX
62	Caden Reeves	0/0
64	Jett Duncan	9/9	START	START	START	START	START	START	START	START	START
65	Gabe Blair	9/9	START	START	START	START	START	START	START	START	START
68	Daxton Byers	9/0	XXX	XXX	XXX	XXX	XXX	XXX	XXX	XXX	XXX
70	Kade Bond	0/0
71	Leke Asenuga	8/0	XXX	XXX	XXX	...	XXX	XXX	XXX	XXX	XXX
72	Manase Mose	9/9	START	START	START	START	START	START	START	START	START
73	Cole Brown	8/8	START	START	START	START	START	START	START	START	...
74	Nick Gallo	2/0	...	XXX	XXX
76	Mike Davis	0/0
77	Kaci Moreka	9/1	XXX	XXX	XXX	XXX	XXX	XXX	XXX	XXX	START
78	Daizion Carroll	2/1	START	XXX
79	Howard Sampson	1/0	XXX
80	Zhightlil McMillan	8/0	XXX	XXX	XXX	XXX	...	XXX	XXX	XXX	XXX
81	Richard Rocquemore	0/0
82	Caden Park	0/0
83	Jake Cook	0/0
84	Christian Lee	4/0	XXX	XXX	XXX	XXX
85	Evan Greene	1/0	XXX
87	Jake Roberts	9/8	START	START	START	START	START	XXX	START	START	START
88	Xzavior Kautai	7/0	XXX	XXX	XXX	XXX	XXX	XXX	XXX
89	Asher Alberding	9/1	XXX	XXX	XXX	XXX	XXX	START	XXX	XXX	XXX
90	Kaghan Roach	9/0	XXX	XXX	XXX	XXX	XXX	XXX	XXX	XXX	XXX
93	Will Latu	0/0
95	Kortlin Rausaw	9/0	XXX	XXX	XXX	XXX	XXX	XXX	XXX	XXX	XXX
96	Ta'Shoyn Johnson	0/0
99	Cam Robertson	9/0	XXX	XXX	XXX	XXX	XXX	XXX	XXX	XXX	XXX

2022 GAME RECAPS

OVERALL: 5-4 (HOME 3-1, ROAD 2-2, NEUTRAL 0-0) | C-USA: 4-1 (HOME 2-0, ROAD 2-1, NEUTRAL 0-0)

NORTH TEXAS at UTEP

SUN BOWL • EL PASO, TEXAS
AUG. 27, 2022 • ATTENDANCE: 45,971

POSTGAME NOTES

- The Mean Green win extends their lead in the all-time series with UTEP to 20-8-3, and is their sixth straight win over UTEP, dating back to 2017.
- The season opener against C-USA foe UTEP marked the first in-conference opener for the Mean Green since 2005, when they faced Middle Tennessee and pulled off a road victory.
- The win marked the first time since 2009 the Mean Green have opened the season on the road with a double-digit win (won 20-10 at Ball State).
- When the Mean Green went to the halftime break up 14-13, it marked the first time UNT has led UTEP at halftime in El Paso since 1980.
- The Mean Green win marked the sixth straight season-opening victory.
- The win gave UNT its sixth straight win over a Conference USA opponent after winning its final five regular season games in 2021.

SCORING SUMMARY

UNT	0	14	14	3	--	31
UTEP	0	13	0	0	--	13

2nd 13:58	UTEP	Tyrin Smith 32 Yd pass from Gavin Hardison (Gavin Baechle Kick)
10:02	UNT	Tommy Bush 7 Yd pass from Austin Aune (Ethan Mooney Kick)
5:14	UTEP	Gavin Baechle 29 Yd Field Goal
1:52	UNT	Oscar Adaway III 8 Yd Run (Ethan Mooney Kick)
:07	UTEP	Gavin Baechle 26 Yd Field Goal
3rd 10:27	UNT	Isaiah Johnson 9 Yd pass from Austin Aune (Ethan Mooney Kick)
4:32	UNT	Jake Roberts 11 Yd pass from Austin Aune (Ethan Mooney Kick)
4th 8:05	UNT	Ethan Mooney 28 Yd Field Goal

STATISTICS

TEAM STATS	UNT	UTEP
FIRST DOWNS	24	22
RUSHES-YARDS (NET)	41-163	30-107
PASSING YDS (NET)	236	293
Passes Att-Comp-Int	29-16-0	48-21-0
TOTAL OFFENSE PLAYS-YARDS	70-399	78-400
Fumble Returns-Yards	1-0	1-0
Punt Returns-Yards	1-4	0-0
Kickoff Returns-Yards	1-12	1-22
Interception Returns-Yards	0-0	0-0
Punts (Number-Avg)	3-34.0	1-45.0
Fumbles-Lost	1-1	1-1
Penalties-Yards	6-65	5-50
Possession Time	31:23	28:37
Third-Down Conversions	6-for-12	7-for-18
Fourth-Down Conversions	1-for-1	2-for-6
Red-Zone Scores-Chances	5-for-5	2-for-3
Sacks By: Number-Yards	1-5	0-0

INDIVIDUAL STATISTICS

RUSHING: UNT-Adeyi, Ayo 17-80; Johnson, Isaiah 7-37; Adaway III, Oscar 6-23; Aune, Austin 3-15; Ragsdale, Ikaika 7-10; TEAM 1-minus 2. UTEP-Awatt,Ronald 10-36; Hardison,Gavin 10-29; Hankins,Deion 8-27; Smith,Tyrin 1-14; Brownholtz,Calv 1-1.

PASSING: UNT-Aune, Austin 16-29-0-236. UTEP-Hardison,Gavin 21-48-0-293.

RECEIVING: UNT-Roberts, Jake 4-54; Burns, Roderic 3-72; Ward, Damon 3-45; Maclin, Ja'Mori 2-25; McMillan, Zhig 1-16; Johnson, Isaiah 1-9; Jackson, Bryson 1-8; Bush, Tommy 1-7. UTEP-Flores,Reynaldo 8-122; Smith,Tyrin 7-127; Akharaiyi,Kelly 3-29; Tupou,James 1-8; Dawn Jr.,Walter 1-6; Awatt,Ronald 1-1.

INTERCEPTIONS: UNT-None. UTEP-None.

SACKS: UNT - Johnson, Kadren 1.0-5. UTEP - None

TACKLES (Total): UNT-Davis, KD 5-3; Whitlock, Quinn 4-3; Nixon III, Larr 4-1; Gaddie, DeShawn 4-1; Texada, Ridge 4-0; Richards, Mazin 2-2; Davis, John 2-1; Faulkner, Sean- 2-1; Jackson, Enoch 2-1; Brown, Roderick 2-1; Wood, Kevin 0-3; Crosby, Keelan 2-0; Vailea, Fatafeh 2-0; Brown, Jordan 2-0; Roach, Kagen 1-0; Johnson, Kadren 1-0; Trieb, Tom 1-0; West, Harold 0-1. UTEP-Knight,Tyrice 7-4; Hylton,Kobe 7-2; Barnes,Dennis 3-4; Allen,Josiah 5-1; Prince,Justin 4-2; Wilson Jr.,Jero 2-2; Taylor,Jadrian 2-1; Thompson,Bryton 2-1; James,Ty?Reke 2-0; Wallerstedt,Cal 1-1; Moss,Kelton 1-1; Williams,Daylon 1-0; Baptist,Darius 1-0; Trotter,Deshaun 1-0; Rudolph,Jalen 1-0; Thompson,Blake 0-1; Neal,James 0-1; Stewart,Keenan 0-1; Amaewhule,Prais 0-1; Hagopian,Joe 0-1.

SMU vs. UNT

APOGEE STADIUM • DENTON, TEXAS
SEPT. 3, 2022 • ATTENDANCE: 25,306

POSTGAME NOTES

- The loss for the Mean Green drops their all-time record against SMU to 6-35-1 and 4-3 in Denton. It was the 100-year anniversary of the series with SMU, with the first game being played in 1922.
- Sophomore RB Isaiah Johnson (Lubbock, Texas), redshirt freshman OL Febechi Nwaiwu (Coppell, Texas) and redshirt freshman TE Var'keyes Gumms (Houston, Texas) all made their first career starts.
- Sophomore RB Oscar Adaway (North Little Rock, Ark.) rushed for 117 yards, one shy of a career-high, and a touchdown. He finished just one yard shy of setting a new career-high which was set on Sept. 5, 2020 against Houston Baptist.
- Adaway scored a touchdown on a 35-yard rush in the second quarter for his fifth career touchdown. He rushed for over 100 yards for his fourth career 100-yard game and his first since having 101 on Nov. 28, 2020 against UTSA.
- Senior OL Manase Mose (Trinity, Texas) made his 50th consecutive career start, tying the UNT career record for total starts and consecutive starts. With a start next week against Texas Southern, Mose will surpass Andy Brewster (2001-04) for the most starts in program history

SCORING SUMMARY

SMU	14	17	7	10	--	48
UNT	0	10	0	0	--	10

1st 7:04	SMU	Tre Siggers 9 Yd Run (Rogers Kick)
3:05	SMU	Tyler Lavine 5 Yd Run (Rogers Kick)
2nd 11:14	UNT	Ethan Mooney 33 Yd Field Goal
10:58	SMU	Jordan Kerley 51 Yd pass from Tanner Mordecai (Rogers Kick)
4:52	SMU	Collin Rogers 39 Yd Field Goal
2:08	UNT	Oscar Adaway III 35 Yd Run (Ethan Mooney Kick)
1:57	SMU	Roderick Daniels Jr. 75 Yd pass from Tanner Mordecai (Rogers Kick)
3rd 3:54	SMU	Rashee Rice 24 Yd pass from Tanner Mordecai (Rogers Kick)
4th 14:16	SMU	Kelvontay Dixon 8 Yd pass from Tanner Mordecai (Jahari Rogers Kick)
6:47	SMU	Collin Rogers 32 Yd Field Goal

STATISTICS

TEAM STATS	SMU	UNT
FIRST DOWNS	23	21
RUSHES-YARDS (NET)	32-150	47-202
PASSING YDS (NET)	426	220
Passes Att-Comp-Int	25-34-0	16-34-2
TOTAL OFFENSE PLAYS-YARDS	66-576	81-422
Fumble Returns-Yards	0-0	1-0
Punt Returns-Yards	1-(-7)	0-0
Kickoff Returns-Yards	1-48	3-44
Interception Returns-Yards	2-28	0-0
Punts (Number-Avg)	4-45.8	5-40.2
Fumbles-Lost	2-2	2-1
Penalties-Yards	4-42	6-40
Possession Time	23:56	33:53
Third-Down Conversions	7-of-13	6-of-18
Fourth-Down Conversions	0-of-0	1-of-3
Red-Zone Scores-Chances	4-of-4	1-of-4
Sacks By: Number-Yards	1-5	1-10

INDIVIDUAL STATISTICS

RUSHING: SMU-Siggers,Tre 12-54; McDaniel,TJ 6-41; Wheaton,Camar 6-41; Stone,Preston 1-8; Lavine,Tyler 1-5; Epton, Jr.,Bran 3-5; Upshaw,Austin 1-3; Mordecai,Tanner 2-minus 7. UNT-Adaway III, Osc 20-117; Adeyi, Ayo 10-42; Johnson, Isaiah 8-34; Ragsdale, Ikaik 6-23; Aune, Austin 1-6; Gunnell, Grant 1-minus 5; TEAM 1-minus 15.

PASSING: SMU-Mordecai,Tanner 23-32-0-432; Stone,Preston 2-2-0-minus 6. UNT-Aune, Austin 14-29-2-186; Gunnell, Grant 2-5-0-34.

RECEIVING: SMU-Rice,Rashee 8-166; Kerley,Jordan 4-103; Daniels, Jr.,Ro 2-76; Haskin,Gage 2-41; Maryland,RJ 2-19; Dixon,Kelvontay 2-15; Upshaw,Austin 2-6; Siggers,Tre 1-4; Redding,Ben 1-2; Knox,Teddy 1-minus 6. UNT-Burns, Roderic 4-35; Roberts, Jake 3-41; Gumms, Var'Keye 2-38; Shorter, Jyaira 2-29; Johnson, Isaiah 2-11; Maclin, Ja'Mori 1-53; Bush, Tommy 1-12; Ragsdale, Ikaika 1-1.

INTERCEPTIONS: SMU-Roberts,Nick 1-27; Wright,Stephon 1-1. UNT-None.

FUMBLES: SMU-Siggers,Tre 1-1; Kerley,Jordan 1-1. UNT-TEAM 1-0; Burns, Roderic 1-1.

SACKS: SMU - Burns, Keke 1.0-5. UNT - Davis, KD 0.5-5; Richards, Mazin 0.5-5.

TACKLES (Total): SMU-Phillips, Jr.,J 5-3; Slade-Matautia, 2-6; Rogers,Jahari 4-1; Aho,Junior 2-3; Reid,Shanon 4-0; Johnson,Ar'mani 3-1; Roberson, Jr.,R 2-2; Paul,Nelson 2-2; Adimora,Chris 2-2; Roberts,Nick 1-3; Crossley,Brando 2-1; Cromartie,Chace 2-1; Palmer,Deuce 2-1; Burns,JaQwondis 0-3; Burns,Keke 2-0; Moses,Ahmad 2-0; Wiley,Gary 1-1; Smith,Isaiah 1-1; Chatman,Elijah 1-1; Nwokobia,Isaiah 0-2; Jones,Jayden 1-0; Westfall,Sam 1-0; Levelston,DeVer 1-0; Hall,Kevaris 1-0; Wright,Stephon 0-1; Brown,Darren 0-1. UNT-Trieb, Tom 6-1; Davis, KD 5-2; Crosby, Keelan 5-1; Nixon III, Larr 3-3; Richards, Mazin 3-2; Texada, Ridge 3-0; Gaddie, DeShawn 2-1; Whitlock, Quinn 2-1; Selefuti, Sele 1-2; Rausaw, Kortlin 1-1; Brown, Roderick 1-1; Faulkner, Sean- 1-1; Vailea, Fatafeh 0-2; Robertson, Cam 0-2; Johnson, Kadren 0-2; Smith, Jaylen 1-0; Bush, Tommy 1-0; Brown, Jordan 1-0; West, Harold 1-0; Jackson, Zahodri 1-0; Roberts, Jake 1-0; Mooney, Ethan 1-0.

2022 GAME RECAPS

OVERALL: 5-4 (HOME 3-1, ROAD 2-2, NEUTRAL 0-0) | C-USA: 4-1 (HOME 2-0, ROAD 2-1, NEUTRAL 0-0)

NORTH TEXAS vs. TEXAS SOUTHERN

APOGEE STADIUM • DENTON, TEXAS
SEPT. 10, 2022 • ATTENDANCE: 15,984

POSTGAME NOTES

- The 59 points scored marked the most for the Mean Green since scoring 77 points against Nicholls State on Sept. 20, 2014.
- The 59 points marked the 24th time in the Seth Littrell era the Mean Green have scored at least 40 points.
- The 45 points scored in the first half was the most for the Mean Green since scoring 49 points in the first half in a win over Nicholls State on Sept. 20, 2014.
- The win puts head coach Seth Littrell at 39-39 in his Mean Green tenure, and he is in sixth place on the program's all-time wins list – behind fifth-place Hayden Fry (40).
- Sophomore running back Ayo Adeyi had his first career 100-yard game with 135 yards on just 10 carries.

SCORING SUMMARY

TEXAS SOUTHERN	3	14	7	3	--	27
UNT	10	35	7	7	--	59

1st 08:59	UNT	Mooney, Ethan 43 yd field goal
06:37	UNT	Adeyi, Ayo 59 yd run (Mooney, Ethan kick)
02:09	TSU	Garcia III, Rich 24 yd field goal
2nd 14:34	UNT	Maclin, Ja'Mori 35 yd pass from Aune, Austin (Mooney, Ethan kick)
13:02	TSU	Owens, LaDarius 39 yd run (Garcia III, Rich kick)
11:57	UNT	Shorter, Jyaire 26 yd pass from Aune, Austin (Mooney, Ethan kick)
09:34	TSU	Bennett, AJ 18 yd pass from Body, Andrew (Garcia III, Rich kick)
08:48	UNT	Burns, Roderic 70 yd pass from Aune, Austin (Mooney, Ethan kick)
05:19	UNT	Adaway III, Oscar 3 yd run (Mooney, Ethan kick)
00:32	UNT	Adaway III, Oscar 1 yd run (Mooney, Ethan kick)
3rd 09:24	UNT	Gumms, Var'Keyes 14 yd pass from Aune, Austin (Mooney, Ethan kick)
05:54	TSU	Howard, Jacorey 1 yd run (Garcia III, Rich kick)
4th 09:05	UNT	Landis, Preston 10 yd run (Mooney, Ethan kick)
03:11	TSU	Garcia III, Rich 39 yd field goal

STATISTICS

TEAM STATS	TSU	UNT
FIRST DOWNS	27	59
RUSHES-YARDS (NET)	47-219	48-348
PASSING YDS (NET)	239	259
Passes Att-Comp-Int	19-29-0	13-24-1
TOTAL OFFENSE PLAYS-YARDS	76-458	72-607
Fumble Returns-Yards	0-0	0-0
Punt Returns-Yards	0-0	3-26
Kickoff Returns-Yards	0-0	4-84
Interception Returns-Yards	1-20	0-0
Punts (Number-Avg)	5-36.8	2-40.0
Fumbles-Lost	1-1	0-0
Penalties-Yards	10-119	5-58
Possession Time	32:09	27:51
Third-Down Conversions	6-of-14	4-of-9
Fourth-Down Conversions	0-of-1	1-of-1
Red-Zone Scores-Chances	4-of-4	4-of-5
Sacks By: Number-Yards	0-0	2-0-15

INDIVIDUAL STATISTICS

RUSHING: Texas Southern-Owens, LaDarius 10-94; Body, Andrew 14-45; Howard, Jacorey 9-36; Ford, Da'Veon 3-27; Franklin, Domini 4-13; Harris, Kevin 4-7; TEAM 1-minus 1; Hill, Tison 2-minus 2; North Texas-Adeyi, Ayo 10-135; Adaway III, Oscar 17-85; Landis, Preston 8-60; Jackson, BK 5-28; Farrar, Qualon 5-25; Aune, Austin 3-15.

PASSING: Texas Southern-Body, Andrew 19-29-0-239; North Texas-Aune, Austin 11-19-0-218; Gunnell, Grant 2-3-1-41.

RECEIVING: Texas Southern-Morton, Derek 7-115; Leary, Trenton 3-43; Bennett, AJ 3-40; Achane, Tavaris 2-13; Turner, Tajiryan 1-13; Williams, Jarvis 1-12; Wells, Perry 1-2; Masters, Randy 1-1; North Texas-Maclin, Ja'Mori 3-80; Ward, Damon 3-37; Gumms, Var'Keyes 3-28; Shorter, Jyaire 2-32; Burns, Roderic 1-70; Jackson, Bryson 1-12.

INTERCEPTIONS: Texas Southern-Cotton, Nik 1-20; North Texas-None.

FUMBLES: Texas Southern-Owens, LaDarius 1-1; North Texas-None.

SACKS: Texas Southern-None; North Texas-Nixon III, Larry 0.5-4; Leota, Sifa 0.5-4; Richards, Mazin 1.0-7.

TACKLES (Total): Texas Southern-Anderson, Demont 4-2; Williams, Jacob 5-0; George, Charles 3-2; Williams, Cedric 4-0; Cotton, Nik 4-0; Muhammad, Alijah 2-2; Cole, Nicholas 3-0; Hamilton, Isaiah 3-0; Harris, Nahamani 2-1; Spraggins, Kesho 2-1; Cooper, Tarik 1-2; Tucker, Derrick 2-0; Bogerty, Isaiah 2-0; Goynes, Xavier 2-0; Williams, Javius 1-1; Pippens, Vi-ramon 1-1; Wells, Perry 1-1; Simmons, Canary 1-1; McGraw, Jadrin 1-1; Henderson, Calvi 1-0; Bossier, Atravon 1-0; Garcia III, Rich 1-0; Fuller, Raheem 1-0; Hardman, Josiah 1-0; Harris, Kevin 1-0; Charlo, Kerien 0-1; Taylor, Nicholas 0-1; Chance, Isaiah 0-1; North Texas-Nixon III, Larry 6-9; Davis, KD 6-4; Brown, Jordan 2-7; Faulkner, Sean-Thomas 3-3; Richards, Mazin 4-1; Gaddie, DeShawn 2-3; Brown, Roderick 2-2; Vailea, Fatafehi 1-3; Texada, Ridge 3-0; Crosby, Keelan 1-2; Leota, Sifa 1-2; Trieb, Tom 1-1; West, Harold 1-1; Smith, Jaylen 1-1; Robertson, Cam 1-1; Jackson, Zahodri 1-0; Gunnell, Grant 1-0; Thompson, Leronzo 0-1; Selefuti, Sele 0-1; Roach, Kagen 0-1; Rausaw, Kortlin 0-1.

NORTH TEXAS at UNLV

ALLEGIANT STADIUM • LAS VEGAS, NEVADA
SEPT. 17, 2022 • ATTENDANCE: 19,623

POSTGAME NOTES

- Junior DB Kaylor Horton had a 99-yard kickoff return for a touchdown for his fourth career touchdown (Two KR, one PR, one receiving) and his first with the Mean Green.
- It was the first kickoff return for a touchdown by a UNT player since Deion Hair-Griffin had a 96-yard TD on August 31, 2019 against ACU.
- Sophomore RB Oscar Adaway scored a receiving touchdown in the second quarter for his first career receiving TD. Adaway has now scored a touchdown in four consecutive games to start the season and has five overall (four rushing, one receiving).
- He is the first UNT player to score a touchdown in four straight games to start a season since Jaelon Darden found the end zone in every game of 2020.
- Junior QB Austin Aune finished the game 17 for 29 with 305 yards and two touchdowns. Aune now has nine touchdown passes this season to eight different receivers.
- Junior WR Roderic Burns caught a season-high five passes for 98 yards in the contest. Burns has now caught at least one pass in 20 consecutive games for the Mean Green.

SCORING SUMMARY

UNT	10	10	7	0	--	27
UNLV	9	14	14	21	--	58

1st 11:36	UNLV	Williams, Kyle 23 yd pass from Brumfield, Doug (Gutierrez, Danie kick)
11:21	UNT	Horton, Kaylor 99 yd kickoff return (Mooney, Ethan kick)
08:17	UNLV	TEAM safety
01:49	UNT	Mooney, Ethan 31 yd field goal
2nd 08:43	UNLV	Robbins, Aidan 2 yd run (Gutierrez, Danie kick)
07:18	UNLV	Robbins, Aidan 33 yd run (Gutierrez, Danie kick)
02:48	UNT	Adaway III, Osc 7 yd pass from Aune, Austin (Mooney, Ethan kick)
00:00	UNT	Mooney, Ethan 20 yd field goal
3rd 11:55	UNLV	Brumfield, Doug 29 yd run (Gutierrez, Danie kick)
11:09	UNT	Gumms, Var'Keye 54 yd pass from Aune, Austin (Mooney, Ethan kick)
07:08	UNLV	Brumfield, Doug 8 yd run (Gutierrez, Danie kick)
4th 12:42	UNLV	Robbins, Aidan 1 yd run (Gutierrez, Danie kick)
07:01	UNLV	White, Ricky 9 yd pass from Brumfield, Doug (Gutierrez, Danie kick)
00:42	UNLV	Oliver, Cameron 20 yd interception return (Gutierrez, Danie kick)

STATISTICS

TEAM STATS	UNT	UNLV
FIRST DOWNS	20	28
RUSHES-YARDS (NET)	39-169	51-365
PASSING YDS (NET)	305	211
Passes Att-Comp-Int	17-30-2	21-27-0
TOTAL OFFENSE PLAYS-YARDS	69-474	78-576
Fumble Returns-Yards	0-0	0-0
Punt Returns-Yards	1-3	0-0
Kickoff Returns-Yards	1-99	2-48
Interception Returns-Yards	0-0	2-20
Punts (Number-Avg)	2-58.0	4-46.0
Fumbles-Lost	0-0	0-0
Penalties-Yards	3-25	6-50
Possession Time	21:18	38:42
Third-Down Conversions	3-for-11	9-for-15
Fourth-Down Conversions	1-for-4	2-for-2
Red-Zone Scores-Chances	3-for-5	4-for-4
Sacks By: Number-Yards	1-6	1-10

INDIVIDUAL STATISTICS

RUSHING: North Texas-Adeyi, Ayo 11-73; Adaway III, Osc 14-73; Ragsdale, Ikaike 5-16; Johnson, Isaiah 6-11; Jackson, BK 1-7; Aune, Austin 2-minus 11; UNLV-Robbins, Aidan 29-227; Brumfield, Doug 12-100; Reese, Courtney 7-37; Younge-Humphrey 3-1.

PASSING: North Texas-Aune, Austin 17-29-2-305; TEAM 0-1-0-0; UNLV-Brumfield, Doug 21-27-0-211.

RECEIVING: North Texas-Burns, Roderic 5-98; Shorter, Jyaire 4-90; Gumms, Var'Keyes 2-71; Ward, Damon 2-18; Adaway III, Osc 2-7; Johnson, Isaiah 1-13; Roberts, Jake 1-8; UNLV-Williams, Kyle 6-69; White, Ricky 7-76; Williams, Nick 2-59; Weimer, Jeff 2-3; Zeon III, Shelto 1-5; Robbins, Aidan 1-minus 1.

INTERCEPTIONS: North Texas-None; UNLV-Oliver, Cameron 1-20; Morgan, Jordyn 1-0.

FUMBLES: North Texas-None; UNLV-None.

SACKS: North Texas-Brown, Roderick 1.0-6; UNLV-Williams, Jerrea 1.0-10.

TACKLES (Total): North Texas-Faulkner, Sean 6-6; Whitlock, Quinn 2-7; Gaddie, DeShawn 6-2; Davis, KD 6-2; Nixon III, Larr 4-3; Richards, Mazin 1-5; Brown, Jordan 3-2; Trieb, Tom 3-1; Jackson, Zahodr 3-1; Wilson, Logan 1-3; Crosby, Keelan 1-3; Brown, Roderick 2-1; Vailea, Fatafehi 2-2; Texada, Ridge 2-0; Robertson, Cam 1-1; Smith, Jaylen 0-2; Rausaw, Kortlin 1-0; Johnson, Robert 1-0; Johnson, Kadren 0-1; Leota, Sifa 0-1; Thompson, Leron 0-1; UNLV-Aj-ake, Austin 3-9; Baldwin, Johnath 6-1; Williams, Jerrea 5-2; Beaudry, Kyle 4-3; Williams, Nohl 3-4; Morgan, Jordyn 4-2; Thompkins, Fred 3-2; Oliver, Cameron 4-0; Plant Jr, Adam 1-3; Malakius, Tavis 0-4; Muavesi, Waisale 1-2; Shelton, Elijah 1-2; McDuffie, Marsel 1-1; Enimare, Eliel 1-0; Williams, Kris 0-1.

2022 GAME RECAPS

OVERALL: 5-4 (HOME 3-1, ROAD 2-2, NEUTRAL 0-0) | C-USA: 4-1 (HOME 2-0, ROAD 2-1, NEUTRAL 0-0)

NORTH TEXAS at MEMPHIS

SIMMONS BANK LIBERTY STADIUM • MEMPHIS, TENN.
SEPT. 24, 2022 • ATTENDANCE: 23,203

POSTGAME NOTES

- Senior OL Manase Mose (Euleess, Texas) made his 53rd straight start and is the program's all-time leader for most career starts at North Texas. The center has started every game of his career and is in his fifth season with the Mean Green.
- Junior defensive lineman Kadren Johnson (Lewisville, Texas) and sophomore defensive back Logan Wilson (Dallas) made their first career starts for the Mean Green.
- Junior AP player Kaylon Horton (Houston) finished the day with one catch for 24 yards and a 5-yard touchdown run and 132 all-purpose yards with his 105 yards in kickoff returns.
- It was the fifth touchdown of Horton's career and first rushing score. Horton has now scored on a kickoff return, punt return, rush and reception.

SCORING SUMMARY

UNT	10	3	7	14	--	34
MEMPHIS	6	14	7	17	--	44

1st 11:21	UNT	Mooney, Ethan 25 yd field goal
03:30	MEM	Prieskorn,Caden 9 yd pass from Henigan (Howard,Chris kick failed)
02:12	UNT	Shorter, Jyaire 20 yd pass from Aune (Mooney, Ethan kick)
2nd 11:50	MEM	Ivory,Javon 18 yd pass from Henigan (Howard,Chris kick)
07:39	MEM	Thomas,Brandon 2 yd run (Howard,Chris kick)
00:00	UNT	Mooney, Ethan 36 yd field goal
3rd 13:35	MEM	Allen,Jaylon 39 yd INT return (Howard,Chris kick)
07:38	UNT	Ward, Damon 11 yd pass from Aune (Mooney, Ethan kick)
4th 14:20	MEM	Xavien Cullens 0 yd INT return (Howard,Chris kick)
11:33	MEM	Thomas,Brandon 2 yd run (Howard,Chris kick)
10:50	UNT	Maclin, Ja'Mori 41 yd pass from Aune (Mooney, Ethan kick)
04:16	MEM	Howard,Chris 36 yd field goal
02:31	UNT	Horton, Kaylon 5 yd run (Mooney, Ethan kick)

STATISTICS

TEAM STATS	UNT	MEM
FIRST DOWNS	23	19
RUSHES-YARDS (NET)	30-102	44-193
PASSING YDS (NET)	371	141
Passes Att-Comp-Int	27-50-2	19-29-1
TOTAL OFFENSE PLAYS-YARDS	80-473	73-334
Fumble Returns-Yards	0-0	0-0
Punt Returns-Yards	2-6	2-16
Kickoff Returns-Yards	5-118	3-81
Interception Returns-Yards	1-3	2-39
Punts (Number-Avg)	8-40.4	8-49.2
Fumbles-Lost	1-1	1-0
Penalties-Yards	3-24	4-36
Possession Time	27:15	32:45
Third-Down Conversions	3-for-15	2-for-12
Fourth-Down Conversions	0-for-1	0-for-1
Red-Zone Scores-Chances	5-for-5	5-for-5
Sacks By: Number-Yards	3-14	2-15

INDIVIDUAL STATISTICS

RUSHING: North Texas-Adaway III, Oscar 12-46; Adeyi, Ayo 6-30; Ragsdale, Ikaika 3-26; Horton, Kaylon 2-3; TEAM 1-0; Aune, Austin 6-minus 3. Memphis-Thomas,Brandon 15-84; Henigan,Seth 10-54; Martin,Asa 8-37; Ducker,Jevyon 9-27; TEAM 2-minus 9.

PASSING: North Texas-Aune, Austin 27-49-2-371; TEAM 0-1-0-0. Memphis-Henigan,Seth 19-29-1-141.

RECEIVING: North Texas-Burns, Roderic 6-58; Smart, Jordan 5-82; Maclin, Ja'Mori 3-81; Roberts, Jake 3-25; Shorter, Jyaire 2-38; Ward, Damon 2-26; Horton, Kaylon 1-24; Bush, Tommy 1-15; Adaway III, Oscar 1-11; Gumbs, Var'Keyes 1-7; Adeyi, Ayo 1-3; Ragsdale, Ikaika 1-1. Memphis-Prieskorn,Caden 4-22; Martin,Asa 4-20; Drake,Koby 3-41; Lewis,Eddie 2-18; Rogers,Gabriel 2-7; Ivory,Javon 1-18; Taylor,Roc 1-8; Thomas,Brandon 1-4; Hassell,John 1-3.

INTERCEPTIONS: North Texas-Whitlock, Quinn 1-3. Memphis-Allen,Jaylon 1-39; Cullens,Xavier 1-0.

SACKS: North Texas-Brown, Jordan 1.0-5; Leota, Sifa 1.0-1; Richards, Mazin 0.5-4; Brown, Roderick 0.5-4. Memphis-Ducksworth, Wardalis 1.0-8; Allen, Jaylon 1.0-7.

TACKLES (Total): North Texas-Davis, KD 6-4; Brown, Jordan 6-2; Nixon III, Larry 3-3; Whitlock, Quinn 2-4; Faulkner, Sean-Thomas 1-5; Richards, Mazin 4-1; Gaddie, DeShawn 3-2; Vailea, Fatafehi 3-2; Robertson, Cam 2-1; Wilson, Logan 2-0; Johnson, Kadren 2-0; Texada, Ridge 1-1; Brown, Roderick 1-1; Smith, Jaylen 0-2; Drummond, Bryce 1-0; Rausaw, Kortlin 1-0; Leota, Sifa 1-0; Thompson, Loronzo 1-0; Kropp, Carson 0-1; Roach, Kaghan 0-1. Memphis-Johnson,Quindell 7-2; Cullens,Xavier 4-4; Evans,Cincir 5-2; Rubin,Greg 4-2; Cantin-Arku,Geo 4-1; Hastings,Josh 3-1; Whitlow Jr.,Wii 2-2; Ducksworth,Ward 2-1; Williams,Joel 2-0; Ross,Davion 1-1; Hamilton,Cormon 1-1; Murray,Tyler 1-1; Allen,Jaylon 1-1; Smith,Cameron 1-0; Norwood,Joe 1-0; Barnett,Julian 1-0; Brockington,Zy 0-1; Oliver,Sylvonta 0-1; Jackson,Cam'Ron 0-1.

FAU at NORTH TEXAS

APOGEE STADIUM • DENTON, TEXAS
OCT. 1, 2022 • ATTENDANCE: 18,274

POSTGAME NOTES

- The Mean Green have now won six of the last eight matchups with FAU dating back to 2010.
- The win puts head coach Seth Littrell at 40-41 in his Mean Green tenure and moves into a tie for fifth on the program's all-time wins list with Hayden Fry
- In the Littrell era, the Mean Green are now 25-0 when scoring at least 40 points
- DB Ridge Texada had two interceptions including a 58-yd return for a touchdown. It was the first interception return for a touchdown for UNT since Kemon Hall's against Arkansas on Sept. 15, 2018. He was the first UNT player with two interceptions since DeShawn Gaddie in 2020 vs. UTEP.

SCORING SUMMARY

FAU	7	14	0	7	--	28
UNT	7	21	14	3	--	45

1st 11:17	UNT	Shorter, Jyaire 25 yd pass from (Mooney, Ethan kick)
07:46	FAU	Perry,N'Kosi 12 yd run (Suarez,Morgan kick)
2nd 14:56	UNT	Shorter, Jyaire 2 yd pass from (Mooney, Ethan kick)
05:36	UNT	Shorter, Jyaire 25 yd pass from (Mooney, Ethan kick)
03:24	FAU	Young,Teja 64 yd INT: INT: (Suarez,Morgan kick)
00:09	FAU	McCammon,Larry 35 yd pass from (Suarez,Morgan kick)
3rd 09:56	UNT	Ragsdale, Ikaik 1 yd run (Mooney, Ethan kick)
08:23	UNT	Johnson, Isaiah 1 yd run (Mooney, Ethan kick)
4th 14:44	FAU	Wester,LaJohnta 13 yd pass from (Suarez,Morgan kick)
03:59	UNT	Mooney, Ethan 43 yd field goal
2nd 09:22	UNT	Texada, Ridge 58 yd INT: INT: (Mooney, Ethan kick)

STATISTICS

TEAM STATS	FAU	UNT
FIRST DOWNS	24	21
RUSHES-YARDS (NET)	29-137	51-300
PASSING YDS (NET)	295	181
Passes Att-Comp-Int	26-50-2	15-21-1
TOTAL OFFENSE PLAYS-YARDS	432	481
Fumble Returns-Yards	0-0	2-1
Punt Returns-Yards	0-(-1)	1-5
Kickoff Returns-Yards	1-12	5-81
Interception Returns-Yards	1-64	2-60
Punts (Number-Avg)	6-43.2	5-40.8
Fumbles-Lost	0-0	2-1
Penalties-Yards	3-14	9-69
Possession Time	26:26	33:34
Third-Down Conversions	8-for-19	4-of-12
Fourth-Down Conversions	1-for-2	1-for-1
Red-Zone Scores-Chances	2-for-4	3-for-3
Sacks By: Number-Yards	2-4	1-10

INDIVIDUAL STATISTICS

RUSHING: Fla. Atlantic-McCammon,Larry 15-79; Mobley,Zuberi 7-27; Perry,N'Kosi 5-27; Posey,Javion 1-5; Wester,La-Johnta 1-minus 1. North Texas-Ragsdale, Ikaika 16-119; Adeyi, Ayo 6-75; Adaway III, Oscar 16-71; Johnson, Isaiah 6-17; Earle, Stone 2-10; Aune, Austin 4-9; TEAM 1-minus 1.

PASSING: Fla. Atlantic-Perry,N'Kosi 26-50-2-295. North Texas-Aune, Austin 14-20-1-180; Earle, Stone 1-1-0-1.

RECEIVING: Fla. Atlantic-Wester,LaJohntay 10-113; Burton,Je'Quan 6-61; Edrine,Jahmal 4-42; Young,Jordan 3-31; McCammon,Larry 2-43; Johnson,Tony 1-5. North Texas-Burns, Roderic 3-69; Shorter, Jyaire 3-52; Gumbs, Var'Keyes 3-22; Smart, Jordan 2-7; Roberts, Jake 1-20; Horton, Kaylon 1-8; Johnson, Isaiah 1-2; Adaway III, Oscar 1-1.

INTERCEPTIONS: Fla. Atlantic-Young,Teja 1-64. North Texas-Texada, Ridge 2-118.

SACKS: Fla. Atlantic-Jones,Chris 1.0-2; Latrell Jean 1.0-2.

TACKLES (Total): Fla. Atlantic-Young,Teja 8-3; Adams,Armani 6-2; Toombs,Dwight 6-2; Jean,Latrell 5-0; Williams,Eddie 2-3; McRae,Jaleel 4-0; McKithen,Justin 4-0; Wester,Jaylen 3-0; Jones,Chris 2-1; Merrifield,Jaco 1-2; Hill,Jahbari 2-0; Joseph,Morven 1-1; Hawthorne,Decar 0-2; Pettway,Jamie 1-0; McBride,Courtne 1-0; Dean,Kelvin 1-0; Boselli,Adam 1-0; Krakue,Marion 1-0; Wansley,Amari 1-0; Perry,N'Kosi 1-0; Mungin,Romain 1-0; McCammon,Larry 1-0; Hill,Daedae 0-1; Moore,Josh 0-1; Williams,Jayden 0-1; Joyner,Jaylen 0-1. North Texas-Davis, KD 4-6; Nixon III, Larry 4-6; Faulkner, Sean-Thomas 4-2; Vailea, Fatafehi 2-3; Texada, Ridge 4-0; Whitlock, Quinn 2-2; Richards, Mazin 3-0; Gaddie, DeShawn 1-2; Leota, Sifa 0-3; Wilson, Logan 2-0; Johnson, Kadren 0-2; Brown, Roderick 0-2; Johnson, Robert 1-0; Smith, Jaylen 1-0; Jackson,Enoch 1-0; Rausaw,Kortlin 1-0; West, Harold 1-0; Adeyi, Ayo 1-0.

2022 GAME RECAPS

OVERALL: 5-4 (HOME 3-1, ROAD 2-2, NEUTRAL 0-0) | C-USA: 4-1 (HOME 2-0, ROAD 2-1, NEUTRAL 0-0)

NORTH TEXAS vs. LA TECH

APOGEE STADIUM • DENTON, TEXAS

OCT. 15, 2022 • ATTENDANCE: 16,590

POSTGAME NOTES

- The win was the eighth straight against a Conference USA foe, dating back to last season, which is the longest for the Mean Green in the C-USA era and longest since they won 26 straight Sun Belt games from Oct. 13, 2001-Sept. 10, 2005.
- The eight straight conference wins puts UNT third nationally for longest active conference winning streak.
- The Mean Green's 475 rushing yards set a new program rushing record for a single game. The total is the fifth-most in Conference USA history and the second most by a FBS team thus far in 2022.
- The win moves UNT to 4-3 on the season, marking the first time since 2017 the team has been 4-3 after seven games and the first time since 2017 the Mean Green have started Conference USA play 3-0.

SCORING SUMMARY

LA TECH	3	14	10	0	--	27
UNT	14	13	7	13	--	47

1st 11:54	UNT	Ragsdale, Ikaika 1 yd run (Cayton,Chris kick)
06:35	LT	Buchanan,Buck 46 yd field goal
03:52	UNT	Shorter, Jyaire 51 yd pass from Aune, Austin (Cayton,Chris kick)
2nd 13:15	UNT	Adeyi, Ayo 92 yd run (Cayton,Chris kick)
10:10	LT	Magee,Tahj 34 yd pass from McNeil,Parker (Barnes,Jacob kick)
04:34	UNT	Adaway III, Oscar 1 yd run (Cayton,Chris kick blocked)
02:11	LT	Garner,Greg 1 yd run (Barnes,Jacob kick)
3rd 09:47	LT	Barnes,Jacob 23 yd field goal
04:59	UNT	Gumms, Var'Keyes 20 yd pass from Aune, Austin (Mooney, Ethan kick)
01:19	LT	Harris,Tre 58 yd pass from McNeil,Parker (Barnes,Jacob kick)
4th 13:02	UNT	Mooney, Ethan 30 yd field goal
10:18	UNT	Horton, Kaylon 66 yd run (Mooney, Ethan kick)
01:18	UNT	Mooney, Ethan 20 yd field goal

STATISTICS

TEAM STATS	LT	UNT
FIRST DOWNS	22	27
RUSHES-YARDS (NET)	38-80	47-475
PASSING YDS (NET)	424	196
Passes Att-Comp-Int	26-37-0	11-21-1
TOTAL OFFENSE PLAYS-YARDS	75-504	68-671
Fumble Returns-Yards	0-0	0-0
Punt Returns-Yards	0-0	0-0
Kickoff Returns-Yards	2-22	1-14
Interception Returns-Yards	1-0	0-0
Punts (Number-Avg)	4-41.2	2-43.0
Fumbles-Lost	2-0	1-0
Penalties-Yards	9-86	8-67
Possession Time	33:22	25:06
Third-Down Conversions	8-of-17	5-of-12
Fourth-Down Conversions	1-of-2	3-of-3
Red-Zone Scores-Chances	2-2	5-5
Sacks By: Number-Yards	0-0	7.0-39

INDIVIDUAL STATISTICS

RUSHING: Louisiana Tech-Crosby,Marquis 9-46; Thornton,Charvi 6-25; Harris,Tre 2-14; Garner,Greg 8-12; Allen,Cyrus 1-8; Magee,Tahj 1-0; McNeil,Parker 11-minus 25. North Texas-Adeyi, Ayo 7-122; Adaway III, Oscar 16-113; Horton, Kaylon 3-97; Johnson, Isaiah 13-77; Ragsdale, Ikaika 7-62; Aune, Austin 1-4.

PASSING: Louisiana Tech-McNeil,Parker 26-37-0-424. North Texas-Aune,Austin 11-20-1-196; Ward, Damon 0-1-0-0.

RECEIVING: Louisiana Tech-Harris,Smoke 10-156; Harris,Tre 6-129; Magee,Tahj 4-58; Allen,Cyrus 2-40; Maxwell,Kyle 2-23; Jones,Nate 1-11; Thornton,Charvi 1-7. North Texas-Gumms, Var'Keyes 4-59; Ragsdale, Ikaika 2-16; Shorter, Jyaire 1-51; Smart, Jordan 1-29; Roberts, Jake 1-24; Adaway III, Oscar 1-10; Ward, Damon 1-7.

INTERCEPTIONS: Louisiana Tech-Williamson,BeeJay 1-0. North Texas-None.

SACKS: Louisiana Tech-None. North Texas-Richards, Mazin 3-0; Brown, Roderick 2-1; Trieb, Tom 0-1; Robertson, Cam 1-0.

TACKLES (Total): Louisiana Tech-Cole,Jaiden 7-2; Williamson,BeeJay 5-3; Singleton,Cecil 5-2; Morrison,Khiry 4-1; Carabin,Maki 4-0; Davis,Hugh 3-1; Roberts,Willie 2-2; Mason,Myles 2-2; Lyles,Rasheed 3-0; Hall,Deshon 2-1; Rose,Keivie 1-1; Fisher,Kershawn 1-1; Turner,Marquell 1-0; Brooks,Myles 1-0; Burnett,J'Dan 1-0; TEAM 1-0; Clark,Mykol 0-1; Washington,Jori 0-1; Mason,Joseph 0-1; Ard,Christian 0-1. North Texas-Davis, KD 11-8; Wood, Kevin 5-6; Richards, Mazin 9-0; Wilson, Logan 4-3; Brown, Roderick 3-1; Faulkner, Sean-Thomas 2-2; Whitlock, Quinn 1-2; Johnson,Kadren 0-3; Gaddie, DeShawn 2-0; Trieb, Tom 0-2; Thompson, Loranzo 1-0; Nixon III, Larry 1-0; Robertson, Cam 1-0; Leota, Sifa 1-0; Brown, Jordan 1-0; Rausaw, Kortlin 1-0; Texada, Ridge 1-0; Vailea, Fatafehi 0-1; Crosby, Keelan 0-1; Smith, Patrick 0-1.

NORTH TEXAS at UTSA

ALAMODOME • SAN ANTONIO, TEXAS

OCT. 22, 2022 • ATTENDANCE: 27,122

POSTGAME NOTES

- The Mean Green loss evens the all-time series 5-5, after North Texas entered the game having won four of the previous five meetings against the Roadrunners.
- After rushing for a program record 475 yards last week, North Texas rushed for 22 yards as a team in the loss.
- Since 2000, the Mean Green are 0-29 in games where they failed to rush for 50 yards.
- North Texas has 16 touchdown-scoring drives of less than two minutes this season, including two on Saturday.
- Senior LB KD Davis (Ennis, Texas) finished the day with 12 tackles, including six solo stops, a half-sack and a half-tackle for-loss. He now has 41 tackles over the past three games.

SCORING SUMMARY

UNT	6	0	7	14	--	27
UTSA	0	3	7	21	--	31

1st 13:11	UNT	Mooney, Ethan 49 yd field goal
00:08	UNT	Mooney, Ethan 40 yd field goal
2nd 03:21	UTSA	Sackett,Jared 32 yd field goal
3rd 09:26	UTSA	Brady,Brenden 3 yd run (Sackett,Jared kick)
08:06	UNT	Roberts, Jake 19 yd pass from Aune, Austin (Mooney, Ethan kick)
4th 13:09	UTSA	Brady,Brenden 1 yd run (Sackett,Jared kick)
09:35	UNT	Gumms, Var'Keyes 44 yd pass from Aune, Austin (Mooney, Ethan kick)
02:36	UTSA	Cephus,Joshua 6 yd pass from Harris, Frank (Sackett,Jared kick)
01:38	UNT	Johnson, Isaiah 1 yd pass from Aune, Austin (Mooney, Ethan kick)
00:15	UTSA	Clark,De'Corian 10 yd pass from Harris, Frank (Sackett,Jared kick)

STATISTICS

TEAM STATS	UNT	UTSA
FIRST DOWNS	13	32
RUSHES-YARDS (NET)	21-22	54-257
PASSING YDS (NET)	325	238
Passes Att-Comp-Int	31-15-1	40-27-1
TOTAL OFFENSE PLAYS-YARDS	52-347	94-495
Fumble Returns-Yards	0-0	0-0
Punt Returns-Yards	1-1	1-2
Kickoff Returns-Yards	3-46	0-0
Interception Returns-Yards	1-6	1-0
Fumbles-Lost	0-0	1-0
Penalties-Yards	8-68	5-45
Possession Time	21:40	38:20
Third-Down Conversions	7-15	10-18
Fourth-Down Conversions	2-2	5-6
Red-Zone Scores-Chances	2-2	4-6
Sacks By: Number-Yards	4-28	2-11

INDIVIDUAL STATISTICS

RUSHING: North Texas-Adaway III, Oscar 10-20; Ragsdale, Ikaika 4-10; Adeyi, Ayo 2-2; Horton, Kaylon 1-0; Aune, Austin 4-minus 10. UTSA-Brady,Brenden 19-112; Harris, Frank 16-75; Barnes,Kevorian 10-54; Smith,Trelon 6-3; TEAM 1-minus 1; Cephus,Joshua 2-minus 9.

PASSING: North Texas-Aune, Austin 15-31-1-325. UTSA-Harris, Frank 27-39-1-238; Franklin,Zakhar 0-1-0-0.

RECEIVING: North Texas-Burns, Roderick 6-139; Gumms, Var'Keye 3-92; Smart, Jordan 2-9; Shorter, Jyaire 1-58; Roberts, Jake 1-19; Ward, Damon 1-7; Johnson, Isaiah 1-1. UTSA-Cephus,Joshua 11-88; Clark,De'Corian 6-54; Franklin,Zakhar 6-21; Cardenas,Oscar 3-57; Dishman,Dan 1-18.

INTERCEPTIONS: North Texas-Texada, Ridge 1-6. UTSA-Mayfield Jr., Co 1-0.

SACKS: North Texas-Richards, Mazin 1-1; Jackson, Enoch 1-0; Rausaw, Kortlin 0-1; Davis, KD 0-1; Nixon III, Larr 0-1. UTSA-Taylor,Dadrian 1-0; Bell II, Trumane 1-0.

TACKLES (Total): North Texas-Davis, KD 6-6; Richards, Mazin 7-4; Wood, Kevin 3-8; Faulkner, Sean-Thomas 6-3; Crosby, Keelan 6-3; Wilson, Logan 4-4; Texada, Ridge 5-1; Brown, Roderick 1-5; Vailea, Fatafehi 0-6; Nixon III, Larry 2-3; Gaddie, DeShawn 2-2; Leota, Sifa 1-3; Rausaw, Kortlin 0-4; Johnson,Kadren 1-2; Smith, Jaylen 1-1; Jackson, Enoch 1-1; Trieb, Tom 1-0. UTSA-Chatman,Cliffo 4-5; Nwachuku,Kelech 4-1; Mayfield Jr., Co 3-1; Fortune,Nicktro 2-2; Ligon,Jamal 1-3; Taylor,Dadrian 1-2; Griffin,Dywan 2-0; Robinson,Ken 1-1; Simon,Asyrus 0-2; Morris,Avery 0-2; Player,Xavier 0-2; French,Martaviu 0-2; Hammanson,Trevo 0-2; Booker-Brown,Ni 0-2; Taylor,Donyai 1-0; Smith,Trelon 1-0; Bell II, Trumane 1-0; Clayton,Christi 0-1; Leonard,Tai 0-1; McDougle,Lamont 0-1; Robinson,Jimmor 0-1; Baty,Walker 0-1; Clark,De'Corian 0-1; Moore,Trey 0-1.

2022 GAME RECAPS

OVERALL: 5-4 (HOME 3-1, ROAD 2-2, NEUTRAL 0-0) | C-USA: 4-1 (HOME 2-0, ROAD 2-1, NEUTRAL 0-0)

NORTH TEXAS at WKU

HOUCHENS INDUSTRIES-LT SMITH STADIUM • BOWLING GREEN, KY.
OCT. 29, 2022 • ATTENDANCE: 17,194

POSTGAME NOTES

- UNT has now won nine of its last 10 Conference USA games.
- The Mean Green win gives them a 5-4 nod in the all-time series, and it's the first UNT win in the last five meetings between the schools.
- The Mean Green improved to 27-0 in the Seth Littrell era when scoring at least 40 points and 16-0 when holding the opponent to less than 20 points.
- North Texas has 18 touchdown-scoring drives of less than two minutes this season, including two against WKU.
- The UNT defense on the road this season has not allowed the opponent to get out of the gate quickly. The Mean Green have only allowed 15 total points in the first quarter of their four road games, an average of just 3.8 points.

SCORING SUMMARY

UNT	17	3	0	20	--	40
WKU	7	6	0	0	--	13

1st 11:39	UNT	Horton, Kaylon 28 yd pass from Aune, Austin (Mooney, Ethan kick)
08:24	UNT	Ward, Damon 56 yd pass from Aune, Austin (Mooney, Ethan kick)
05:44	WKU	Simon, Joshua 5 yd pass from Reed, Austin (Narveson, Brayden kick)
01:30	UNT	Mooney, Ethan 39 yd field goal
2nd 14:51	WKU	Narveson, Brayden 43 yd field goal
01:28	WKU	Narveson, Brayden 32 yd field goal
00:00	UNT	Mooney, Ethan 20 yd field goal
4th 14:11	UNT	Ragsdale, Ikaika 5 yd pass from Aune, Austin (Mooney, Ethan kick blocked)
08:57	UNT	Adeyi, Ayo 39 yd run (Mooney, Ethan kick)
02:08	UNT	Ragsdale, Ikaika 11 yd run (Mooney, Ethan kick)

STATISTICS

TEAM STATS	UNT	WKU
FIRST DOWNS	25	23
RUSHES-YARDS (NET)	36-196	30-146
PASSING YDS (NET)	340	320
Passes Att-Comp-Int	30-21-0	49-29-1
TOTAL OFFENSE PLAYS-YARDS	66-536	79-466
Fumble Returns-Yards	1-0	0-0
Punt Returns-Yards	0-0	2-1
Kickoff Returns-Yards	2-41	2-42
Interception Returns-Yards	1-11	0-0
Punts (Number-Avg)	5-40.6	4-46.0
Fumbles-Lost	0-0	2-1
Penalties-Yards	5-40	9-72
Possession Time	29:05	30:55
Third-Down Conversions	5 of 12	8 of 17
Fourth-Down Conversions	0 of 0	1 of 2
Red-Zone Scores-Chances	3 of 3	2 of 3
Sacks By: Number-Yards	2-17	1-7

INDIVIDUAL STATISTICS

RUSHING: North Texas-Adeyi, Ayo 10-72; Ragsdale, Ikaika 11-61; Adaway III, Oscar 7-35; Earle, Stone 3-20; Roberts, Jake 1-10; Burns, Roderic 1-3; Aune, Austin 3-minus 5. Western Ky.-Sanders, L.T. 13-76; Ervin-Poindexter 11-53; Mathison, Michael 1-13; Reed, Austin 4-4.

PASSING: North Texas-Aune, Austin 20-28-0-322; Earle, Stone 2-2-0-23. Western Ky.-Reed, Austin 29-49-1-320.

RECEIVING: North Texas-Roberts, Jake 5-47; Ward, Damon 4-101; Horton, Kaylon 3-40; Maclin, Ja'Mori 2-61; Gumbs, Var'Keyes 2-30; Ragsdale, Ikaika 2-12; Burns, Roderic 1-25; Smart, Jordan 1-10; Shorter, Jayire 1-10; Adeyi, Ayo 1-9. Western Ky.-Corley, Malachi 8-97; Hall, Jaylen 6-96; Davis, Daewood 5-63; Mathison, Michael 4-58; Ervin-Poindexter 2-1; Simon, Joshua 1-5; Sanders, L.T. 1-2; Beljan, Joey 1-0; Smith, Dalvin 1-minus 2.

INTERCEPTIONS: North Texas-Wilson, Logan 1-11. Western Ky.-None.

SACKS: North Texas-Johnson, Kadren 2.0-17. Western Ky.-Evans, Ja'Ques 1.0-7

TACKLES (Total): North Texas-Richards, Mazin 6-3; Whitlock, Quinn 5-3; Faulkner, Sean-Thomas 3-3; Wood, Kevin 3-3; Davis, KD 3-3; Nixon III, Larry 4-1; Gaddie, DeShawn 4-1; Wilson, Logan 3-2; Texada, Ridge 3-0; Brown, Jordan 0-3; Johnson, Kadren 2-0; West, Harold 1-1; Brown, Roderick 1-1; Trieb, Tom 1-1; Robertson, Cam 1-1; Rausaw, Kortlin 0-2; Leota, Sifa 1-0; Vailea, Fatafehi 1-0; Smith, Jaylen 0-1; Smith, Patrick 0-1; Burns, Roderic 0-1; Thompson, Loranzo 0-1; Crosby, Keelan 0-1; Kropp, Carson 0-1. Western Ky.-Evans, Ja'Ques 7-8; Oliver, Kaleb 4-1; Simpkins, Kendri 4-1; Smith, Derrick 4-1; Stout, Upton 4-0; Hunter, Jaden 3-1; Shipp, Darius 3-1; Hailassie, Kahle 3-1; Hernandez, Loren 2-0; Jones, Juwan 1-1; Brathwaite, Jr. 1-1; Ignont, Will 1-1; Goodrum, Daron 1-1; Thompson, Terrio 1-0; Walker, Dante 1-0; Martin, Brodrick 1-0; Mathison, Michae 1-0; Smith, Dalvin 1-0; Allen, Taliq 0-1.

TEAM SEASON HIGHS UPDATE

RUSHING

ATTEMPTS		
1.	639	2021
2.	609	1951
3.	587	2002
4.	577	1980
5.	576	1978
6.	561	2003
7.	558	1961
8.	556	1983
9.	549	2013
10.	537	1986
	537	1985
--	360	2022

YARDS

1.	3,079	1951
2.	3,035	2021
3.	2,908	1959
4.	2,593	1952
5.	2,512	1953
6.	2,426	2010
7.	2,372	2002
8.	2,366	1980
9.	2,349	2013
10.	2,344	1986
--	1,977	2022

YARDS PER ATTEMPT

(SINCE 2001)		
1.	5.5	2022
2.	5.3	2009
3.	5.2	2020
4.	5.0	2010
5.	4.8	2021
6.	4.6	2004
7.	4.5	2017
8.	4.4	2015
9.	4.3	2018
	4.3	2012
	4.3	2013

YARDS PER GAME

1.	290.8	1959
2.	279.9	1951
--	270.9	2022
3.	259.3	1952
4.	251.2	1953
5.	234.4	1986
6.	233.4	2021
7.	230.8	1957
8.	230.2	2020
9.	215.0	1980
10.	210.9	1961

TOUCHDOWNS

1.	33	1951
2.	32	2021
3.	31	2013
4.	28	2003
	28	2017
6.	27	2009
7.	25	2018
8.	24	2016
	24	1977
10.	23	2022
	23	2002

PASSING

YARDS		
(SINCE 2001)		
1.	4,086	2017
2.	3,988	2018
3.	3,476	2007
4.	3,400	2019
5.	2,987	2013
6.	2,830	2020
7.	2,828	2008
8.	2,708	2016
9.	2,681	2009
10.	2,629	2012
--	2,438	2022

YARDS PER GAME

1.	306.8	2018
2.	294.4	1969
3.	292.5	1994
4.	291.9	2017
5.	289.7	2007
--	270.9	2022

ATTEMPTS

1.	553	2007
2.	520	2017
3.	504	2018
4.	493	2008
5.	454	2019
	454	1982

COMPLETIONS

1.	330	2007
2.	328	2017
3.	321	2018
4.	309	2008
5.	283	2019

COMPLETION PERCENTAGE

(SINCE 2001)		
1.	67.1	2009
2.	64.9	2013
3.	63.7	2018
4.	63.1	2017
5.	62.3	2019
6.	61.9	2008
7.	59.7	2007
8.	58.1	2016
9.	57.6	2010
10.	57.3	2011
--	56.3	2022

TOUCHDOWNS

1.	33	2019
2.	32	2017
3.	28	2018
	28	2020
5.	27	1994
6.	25	1969
	25	1968
	25	1967
	25	1966
10.	24	1993
--	23	2022

TOTAL OFFENSE

TOTAL PLAYS		
1.	1,037	2017
2.	1,033	2021
3.	966	2018
4.	951	2013
5.	934	2007
--	630	2022

TOTAL YARDS

1.	6,366	2017
2.	5,987	2018
3.	5,597	2021
4.	5,336	2013
5.	5,132	2020
6.	5,023	2019
7.	4,904	2009
8.	4,901	2007
9.	4,845	1951
10.	4,751	2012
--	4,415	2022

FIRST DOWNS

(SINCE 2001)		
1.	340	2017
2.	321	2018
3.	300	2021
4.	279	2013
5.	258	2007
6.	253	2019
7.	249	2009
8.	248	2020
9.	247	2008
10.	240	2016
--	208	2022

YARDS PER PLAY

(SINCE 2001)		
1.	7.0	2022
2.	6.6	2020
3.	6.2	2018
	6.2	2017
5.	5.9	2019
	5.9	2009
7.	5.6	2004
	5.6	2010
	5.6	2013
10.	5.5	2021
	5.5	2012

YARDS PER GAME

1.	513.2	2020
--	490.6	2022
2.	460.5	2018
3.	454.7	2017
4.	430.5	2021
5.	421.0	1969

PUNTING

PUNTS		
(SINCE 2001)		
1.	88	2002
2.	81	2000
3.	77	2005
4.	76	2015
5.	75	2004
6.	74	2003
	74	2011
8.	73	2016
	73	2014
10.	70	2008
--	37	2022

YARDS PER PUNT

(SINCE 2001)		
1.	43.9	2021
2.	43.5	2011
3.	43.4	2019
	43.4	2020
5.	43.2	2014
6.	43.1	2016
7.	42.3	2018
8.	42.1	2015
9.	41.8	2008
10.	41.7	2002
--	38.1	2022

DEFENSE

INTERCEPTIONS

1.	32	1969
2.	28	1967
	28	1978
4.	26	1970
5.	25	1968
--	5	2022

SACKS

(SINCE 2001)		
1.	38	2021
	38	2013
3.	34	2018
	34	2014
5.	27	2011
6.	26	2019
	26	2016
8.	22	2022
	22	2020
	22	2017
11.	21	2015

TACKLES FOR LOSS

(SINCE 2001)		
1.	97	2018
2.	88	2021
3.	79	2013
4.	75	2017
5.	74	2019
6.	73	2016
7.	70	2014
8.	65	2011
9.	64	2015
10.	62	2012
	62	2007
--	43	2022