



FIU PANTHERS

2021 FOOTBALL GAME NOTES

SID: Tyler Brain, Director of Athletic Communications • tbrain@fiu.edu

BROADCAST INFO

TV: ESPN+

Play-by-play: Jim Barbar

Analyst: Randy Buffington

Sideline: N/A

Radio: Univision WQBA 1140

Play-by-Play: AJ Ricketts

Analyst: Patrick Murray

HEAD COACH INFO

FIU

Head Coach: Butch Davis (Arkansas, '74)

Overall Record: 103-65 (15th Year)

Record at FIU: 24-23 (5th Year)

Central Michigan

Head Coach: Jim McElwain (Eastern Wash., '84)

Overall Record: 56-40 (9th year)

Record at CMU: 12-11 (3rd Year)

2021 FIU SCHEDULE

	LONG ISLAND FIU Stadium	Thursday, Sept. 2 W/48-10 ESPN3
--	-----------------------------------	------------------------------------


	TEXAS STATE FIU Stadium	Saturday, Sept. 11 L/17-23ot ESPN+
---	-----------------------------------	---------------------------------------

	at Texas Tech Lubbock, Texas	Saturday, Sept. 18 L/21-54 ESPN+
---	--	-------------------------------------

	at Central Michigan Mount Pleasant, Mich.	Saturday, Sept. 25 Noon ESPN+
---	---	----------------------------------


	at Florida Atlantic* Boca Raton, Fla.	Saturday, Oct. 2 3:30 p.m. Stadium
---	---	---------------------------------------

	CHARLOTTE* FIU Stadium	Friday, Oct. 8 7 p.m. CBSSN
---	----------------------------------	--------------------------------

	WKU* FIU Stadium	Saturday, Oct. 23 7 p.m. ESPN+
---	----------------------------	-----------------------------------

	at Marshall* Huntington, W.Va.	Saturday, Oct. 30 3:30 p.m. Stadium
---	--	--

	OLD DOMINION* FIU Stadium	Saturday, Nov. 6 7 pm ESPN+
---	-------------------------------------	--------------------------------

	at Middle Tennessee Murfreesboro, Tenn.	Saturday, Nov. 13 3:30 p.m. ESPN+/3
---	---	--

	NORTH TEXAS* FIU Stadium	Saturday, Nov. 20 7 p.m. ESPN+/3
---	------------------------------------	-------------------------------------

	at Southern Miss Hattiesburg, Miss.	Saturday, Nov. 27 3 p.m. ESPN+/3
---	---	-------------------------------------

* - Denotes C-USA game

ALL CAPS - Game at FIU Stadium

All times ET

THE MATCHUP: GAME 4



FIU PANTHERS

(1-2, 0-0 C-USA)

AT

CENTRAL MICHIGAN CHIPPEWAS

(1-2, 0-0 MAC)

Sept. 25, 2021 • 12 p.m. ET • Kelly/Shorts Stadium



NUMBERS TO KNOW

1

Saturday's showdown with Central Michigan is FIU's first game against a team from Michigan in program history.

69

Max Bortenschlager's 69-yard touchdown pass to EJ Wilson Jr is the longest TD for FIU since 2019.

109

Panther running back D'vonte Price is averaging 109 rushing yards per game, which ranks 17th in the country.

3

Through the first three games of the 2021 season, Max Bortenschlager is averaging 16.65 yards per completion which ranks third nationally.

STAT BREAKDOWN

FIU		CMU
28.7	PTS/GM	30.0
29.0	PTS ALLOWED/GM	27.7
171.3	RUSH/GM	170.0
148.0	RUSH D/GM	116.3
244.0	PASS/GM	252.3
255.7	PASS D/GM	237.3
415.3	OFF YDS/GM	422.3
403.7	DEF YDS/GM	353.7
40.5%	3RD CONV.	47.1%
0.00%	4TH CONV.	50.0%
8/12	RZ SCORES-ATT	10/11
3-4	FGM-FGA	2/3
0/6	INT/SACKS	1/4

QUICK HITS

LAST TIME OUT

FIU fell 54-21 to the Texas Tech Red Raiders last Saturday in Lubbock.

One of the few bright sports of the game was when Max Bortenschlager found EJ Wilson Jr. down the sideline for a 69-yard touchdown that tied the game at 14-14 in the early going of the second quarter.

BORTENSCHLAGER AMONG THE NATION'S BEST

Despite only completing half of his passes through the first three games of the season, Max Bortenschlager ranks third in the country averaging 16.65 yards per completion. The super senior only trails Dorian Thompson-Robinson (20.24) of UCLA and Sam Howell (16.67) of North Carolina. Besting Bailey Zappe (15.34) of WKU by almost a full yard and half for the C-USA lead.

PRICE CLIMBING THE LADDER

Over the opening three games of the 2021, D'vonte Price has rushed for 327 yards this season adding to an already accomplished career. The senior running back needs just 152 yards to become just the sixth Panther to rush for 2,000 yards in a career.

FIU ALL-TIME CAREER RUSHERS

Rnk	Player	Season
1.	Alex Gardner (2014-17)	3,063
2.	Rashod Smith (2002-04)	2,195
3.	Kendrick Rhodes (2010-12)	2,166
4.	Napoleon Maxwell (2014-19)	2,159
5.	Anthony Jones (2015-19)	2,011
6.	D'vonte Price (2017-pres.)	1,848
7.	Darriet Perry (2008-11)	1,809
8.	A'mod Ned (2005-08)	1,666
9.	Julian Reams (2005-08)	1,402
10.	Darian Mallary (2009-12)	1,256





DEPTH CHART

OFFENSE

Pos.	No.	Player	HT.	Wt.	Cl.
WR	2	Bryce Singleton	5-11	193	r-Jr.
	16	Randall St. Felix	6-3	206	r-Jr.
WR	0	Tyrese Chambers	6-1	200	So.
	17	Caleb Lynum	6-1	205	r-Jr.
TE	88	Sterling Palmer	6-6	255	Jr.
	13	Rivaldo Fairweather	6-5	245	Fr.
LT	70	Miles Frazier	6-5	304	Fr.
	74	Rey Burnett	6-5	300	So.
LG	72	Sione Finau	6-3	300	So.
	66	Jahmari Sylvester	6-5	317	Fr.
C	58	Api Mane	6-3	334	r-Sr.
	65	Julius Pierce	6-5	265	r-Fr.
RG	51	Dontae Keys	6-4	310	r-Sr.
	79	Logan Gunderson	6-5	300	r-Sr.
RT	77	Lyndell Hudson Jr.	6-6	315	r-So.
	78	Shamar Hodby-Lee	6-5	310	r-Fr.
RB	24	D'vonte Price	6-2	215	Sr.
	3	Shaun Peterson Jr.	6-3	215	r-So.
	8	Lexington Joseph	5-9	185	So.
QB or or	12	Max Bortenschlager	6-3	205	r-Sr.
	4	Haden Carlson	6-3	192	Fr.
	10	Grayson James	6-1	200	Fr.

DEFENSE

Pos.	No.	Player	HT.	Wt.	Cl.
DE	5	Kevin Oliver	6-4	265	Sr.
	92	Jason Mercier	6-4	275	r-So.
DT	91	Jeremy Passmore	6-3	280	r-Fr.
	75	Rashad Colson	6-5	310	r-Jr.
DT	99	Davon Strickland	6-2	290	r-Jr.
	95	Jeremy Moore	6-3	300	r-So.
DE	53	Tevin Jones	6-4	220	r-Jr.
	89	Ty Danzy	6-4	250	r-So.
OLB	9	Jamal Gates	6-2	225	Sr.
	45	Rocky Jacques-Louis	6-3	205	Jr.
MLB	10	Daniel Jackson	6-2	228	Sr.
	11	Josh Powell	6-0	210	Sr.
	2	Eric Mitchell	6-1	220	Sr.
NKL	15	Pierce Withers	5-11	195	Sr.
	44	A.J. Mathis	6-1	210	Fr.
CB	4	Rishard Dames	5-11	175	r-Jr.
	28	Jesson Walker	6-1	170	r-So.
CB	7	Josh Turner	6-0	188	r-Jr.
	27	Henry Gray	6-1	200	r-Fr.
S	0	Dorian Hall	6-4	210	r-Jr.
	22	Benny McCray	6-2	185	r-Jr.
S	3	Richard Dames	6-0	190	Sr.
	30	Joe Perkins	6-0	195	Fr.

SPECIAL TEAMS

Pos.	No.	Player	HT.	Wt.	Cl.
K	37	Chase Gabriel	5-11	180	Fr.
	1	Tommy Heatherly	6-1	210	Sr.
KO	1	Tommy Heatherly	6-1	210	Sr.
	37	Chase Gabriel	5-11	180	Fr.
P	1	Tommy Heatherly	6-1	210	Jr.
	25	Daton Montiel	6-0	196	So.
LS	31	Tommy Zozus	6-2	230	r-Jr.
	85	Jackson McDonald	6-4	235	r-So.
H	12	Max Bortenschlager	6-3	205	r-Sr.
	1	Tommy Heatherly	6-1	210	Jr.
PR	2	Bryce Singleton	5-11	193	r-Jr.
	4	Rishard Dames	5-11	175	r-Jr.
KR	8	Lexington Joseph	5-9	185	So.
	21	EJ Wilson Jr.	5-11	190	Fr.

PRONUNCIATION GUIDE

Max BORTENSCHLAGER..... Bore-tin-slahger
 NASIR Carter..... nas-EAR
 SIONE FINAU.....CEE-own-E fa-NEW
 Rocky JACQUES-LOUIS.....Put some French on it
 D'mor JEAN-BAPTISTE.....D'More Gene Bab-teast
 Caleb LYNUM..... LIE-Num
 Jason MERCIER.....MERCY-a
 Noah QUIER.....Choir
 JESSON Walker.....JA-SAUN
 KAMAREON Williams..... Ka-MAR-e-on
 MALEEK Williams.....ma-LEEK
 Tommy ZOZUS.....ZO-zeus
 Katravis Geter.....Cah-Tray-vee-us Gator
 Kejon OwensKee-jon
 Daton Montiel.....Mon - teel
 Lucas Matias.....Mah-tee-us
 Ah'Mahri McCray.....ah-mar-ee
 Hosea Robinson.....Hoh-zay-ah
 Jakovi Bryant.....Juh-coh-vee
 Gaethan Bernadel.....Guy-thin Ber-nuh-dell
 Shykeim Pace.....Shuh-keem
 Baba Conate.....Coh-nah-tay
 Api Mane..... Ah-pee Mah-nay
 Savion Collins..... Say-vee-on

2021 FIU FOOTBALL ROSTERS

NUMERICAL

No.	Name	Pos.	Ht.	Wt.	Yr.	Hometown/HS/Previous School
0	Tyrese Chambers	WR	6-1	185	So.	Baltimore, Md./Baltimore Polytechnic HS/Sacred Heart
0	Dorian Hall	DB	6-4	190	R-Jr.	Hollywood, Fla./South Broward HS
1	Shemar Thornton	WR	5-11	182	Sr.	Miami Fla./Hallandale HS
1	Tommy Heatherly	P	5-11	210	Sr.	Grove, Okla./Grove HS/NE Oklahoma A&M
2	Bryce Singleton	WR	5-11	193	R-Jr.	Hilton Head Island, S.C./Hilton Head Island HS
2	Eric Mitchell	LB	6-2	238	R-Sr.	Miami, Fla. / Miami Central HS / UCF
3	Shaun Peterson Jr.	RB	6-3	215	R-So.	Fort Lauderdale, Fla./Nova HS
3	Richard Dames	DB	5-11	185	Sr.	Miami, Fla./Booker T. Washington HS
4	Haden Carlson	QB	6-3	192	Fr.	Lutz, Fla./Steinbrenner HS
4	Rishard Dames	DB	5-11	175	R-Jr.	Miami, Fla./Booker T. Washington HS
5	Katravis Greter	RB	5-10	194	Fr.	Miami, Fla./Miami Carol HS
5	Kevin Oliver	DL	6-4	263	Sr.	Davie, Fla./Western HS
6	Nate Jefferson	WR	5-11	170	R.Fr.	Longwood, Fla./Lyman HS
7	Kaylan Wiggins	QB	6-2	200	R-Jr.	Sanford, Fla./Seminole HS
7	Josh Valentine-Turner	DB	6-0	188	R-Jr.	Delray Beach, Fla./American Heritage/Iowa
8	Lexington Joseph	RB	5-9	185	So.	Miami, Fla./Miami Central HS
9	Jamal Gates	LB	6-2	225	Sr.	Palm Beach Gardens, Fla./Dwyer HS
9	Artez Hooker	WR	5-9	160	Fr.	St. Petersburg, Fla./Lakewood HS
10	Daniel Jackson	LB	6-2	228	Sr.	Apex, N.C./Middle Creek HS
10	Grayson James	QB	6-1	200	Fr.	Duncanville, Texas/Duncanville HS
11	Isaiah Velez	QB	6-3	193	R-Fr.	Miami, Fla./Miami Northwestern Senior/EKU
11	Josh Powell	LB	5-11	194	Sr.	Riviera Beach, Fla./Suncoast HS
12	Max Bortenschlager	QB	6-3	205	R-Sr.	Fishers, Ind./Cathedral HS/Maryland
13	Rivaldo Fairweather	TE	6-5	245	Fr.	Lauderhill, Fla./Boyd Anderson HS
14	Joe Hocker	TE	6-5	245	R-Fr.	Cincinnati, Ohio/Deer Park HS
15	Teddy Richardson	WR	5-11	185	Fr.	Miami, Fla./Booker T. Washington HS
15	Pierce Withers	DB	5-11	195	R-Jr.	Austin, Texas/Bowie HS/Texas State
16	Randall St. Felix	WR	6-3	206	R-Jr.	Miami, Fla./Dr. Krop HS/USF
17	Caleb Lynum	WR	6-2	215	R-So.	Leesburg, Fla./East Ridge HS
18	Jay Barry Jr.	WR	6-2	185	Fr.	Boulder, Colo./Fairview HS
18	Demarcus Robinson	DB	6-3	210	Sr.	Pensacola, Fla. / Booker T. Washington HS / Prairie View A&M
19	Daniel Pilgrim	TE	6-2	215	Fr.	North Fort Myers, Fla./North Fort Myers HS
19	Deuce Dunbar	DB	6-2	185	Fr.	Port St. Lucie, Fla./Centennial High School
20	Kejon Owens	RB	5-10	185	Fr.	Miami, Fla./Miami Central HS
21	EJ Wilson Jr.	RB	6-0	210	Fr.	Tampa, Fla./Armwood HS
22	Benny McCray	DB	6-2	185	R-Jr.	Clermont, Fla./East Ridge HS
23	Andrew Volmar	DB	6-1	170	Fr.	Plantation, Fla./American Heritage
24	D'vonte Price	RB	6-2	215	Sr.	Punta Gorda, Fla./Charlotte HS
25	Daton Montiel	KRB	5-11	189	R-Fr.	Pompano Beach, Fla./Cardinal Gibbons/Marshall
25	Joel Felder	ATH	5-10	195	Fr.	Fort Lauderdale, Fla. / Stranahan HS
27	Henry Gray	DB	6-0	175	Fr.	Hollywood, Fla./Miami Central/Nebraska
28	Jesson Walker	DB	6-1	170	R-So.	Southwest Brevard County, Fla./Rockledge HS
29	Jamal Potts	DB	6-2	185	Fr.	Delray Beach, Fla./American Heritage
30	Joe Perkins	DB	6-0	196	Fr.	Jackson, Miss./Madison Ridgeland Academy
31	Tommy Zozus	LS	6-2	224	R-Jr.	Punta Gorda, Fla./Charlotte HS
32	Maleek Williams	RB	5-11	223	R-Jr.	Punta Gorda, Fla./Charlotte HS/Arkansas
32	Matthew Enriquez	K	5-9	190	Fr.	Coral Gables, Fla./Coral Gables HS
33	Nasir Carter	LB	6-2	220	R-Fr.	Orlando, Fla./West Orange HS
34	Chance Coleman	LB	6-1	217	Fr.	Tampa, Fla./Gaither HS
34	Ross Fournet	WR	5-9	175	Fr.	Windermere, Fla./Windermere Prep
35	Lucas Matias	K	5-11	165	So.	Pembroke Pines, Fla./American Heritage/Keiser
36	Ah'Mahri McCray	LB	6-0	210	Fr.	Miami, Fla./Northwestern HS
37	Chase Gabriel	K	5-11	180	Fr.	Brunswick, Ga./Glynn Academy
38	Hosea Robinson	RB	6-0	210	Fr.	Lake City, Fla. / Union County HS
40	Demetrius Hill	DB	6-2	190	Fr.	Miami, Fla./Miami Springs Senior HS
41	D'Mor Jean-Baptiste	DB	6-0	172	Fr.	Miami, Fla./North Miami Beach Senior HS
42	Reggie Peterson	LB	6-2	225	Fr.	Fort Pierce, Fla./Centennial HS
43	Jabril Muhammad	DB	5-11	170	R-Fr.	St. Petersburg, Fla./Clearwater Academy/Western Carolina
44	AJ Mathis	LB	6-2	200	Fr.	Largo, Fla./Largo HS
45	Rocky Jacques-Louis	LB	6-3	205	Jr.	Fort Myers, Fla./Dunbar HS
46	Jakovi Bryant	DB	6-0	180	Fr.	Kissimmee, Fla./Gateway HS
47	Gio Richardson	DB	6-1	200	R-Fr.	Wellington, Fla./Dwyer HS/UT Chattanooga

ALPHABETICAL

No.	Name	Pos.
67	Jake Aguirre	OL
64	Trevor Arnett	OL
18	Jay Barry Jr.	WR
48	Gaethan Bernadel	LB
56	Tamarick Best	LB
34	Brian Blades	DB
12	Max Bortenschlager	QB
46	Jakovi Bryant	DB
74	Rey Burnett	OL
4	Haden Carlson	QB
33	Nasir Carter	LB
0	Tyrese Chambers	WR
34	Chance Coleman	LB
98	Savion Collins	DL
75	Rashad Colson	DL
55	Baba Conate	LB
3	Richard Dames	DB
4	Rishard Dames	DB
89	Ty Danzy	DL
86	Keegan Davis	DL
57	Nick Donahue	DL
19	Deuce Dunbar	DB
32	Matthew Enriquez	K
13	Rivaldo Fairweather	TE
25	Joel Felder	ATH
72	Sione Finau	OL
34	Ross Fournet	WR
70	Miles Frazier	OL
37	Chase Gabriel	K
9	Jamal Gates	LB
52	Donovan Georges	LB
5	Katravis Geter	RB
71	JD Gomez	OL
27	Henry Gray	DB
94	Jordan Guerad	DL
79	Logan Gunderson	OL
0	Dorian Hall	DB
1	Tommy Heatherly	P
40	Demetrius Hill	DB
78	Shamar Hobdy-Lee	OL
14	Joe Hocker	TE
9	Artez Hooker	WR
77	Lyndell Hudson Jr.	OL
10	Daniel Jackson	LB
45	Rocky Jacques-Louis	LB
10	Grayson James	QB
41	D'Mor Jean-Baptiste	DB
6	Nate Jefferson	WR
53	Tevin Jones	DL
8	Lexington Joseph	RB
83	Carson Kaleo	WR
51	Dontae Keys	OL
68	Sebastien Laraque	OL
59	Wyatt Lawson	OL
17	Caleb Lynum	WR
58	Api Mane	OL
44	AJ Mathis	LB
35	Lucas Matias	K
61	Joey Maya	LB
36	Ah'Mahri McCray	LB
22	Benny McCray	DB
85	Jackson McDonald	TE

2021 FIU FOOTBALL ROSTERS

ALPHABETICAL

92	Jason Mercier	DL
2	Eric Mitchell	LB
80	Kris Mitchell	WR
25	Daton Montiel	K/P
95	Jeremy Moore	DL
43	Jabril Muhammad	DB
5	Kevin Oliver	DL
84	David O'Meara	TE
90	Travonte O'Neal	DL
20	Kejon Owens	RB
49	Shykieim Pace	DL
88	Sterling Palmer	TE
91	Jeremy Passmore	DL
81	Dean Patterson	WR
30	Joe Perkins	DB
42	Reggie Peterson	LB
3	Shaun Peterson Jr.	RB
65	Julius Pierce	OL
19	Daniel Pilgrim	TE
54	Kristoff Pollas	OL
29	Jamal Potts	DB
11	Josh Powell	LB
24	D'vonte Price	RB
63	Noah Quier	OL
96	David Reynolds	DL
47	Gio Richardson	DB
15	Teddy Richardson	WR
18	Demarcus Robinson	DB
38	Hosea Robinson	RB
60	Clayton Senior III	DL
2	Bryce Singleton	WR
16	Randall St. Felix	WR
99	Davon Strickland	DL
66	Jahmari Sylvester	OL
1	Shemar Thornton	WR
69	Ming Tjon	OL
82	Jordan Underwood	WR
7	Josh Valentine-Turner	DB
11	Isaiah Velez	QB
23	Andrew Volmar	DB
28	Jesson Walker	DB
7	Kaylan Wiggins	QB
87	Kamareon Williams	TE
32	Maleek Williams	RB
21	EJ Wilson Jr.	RB
15	Pierce Withers	DB
31	Tommy Zozus	LS

NUMERICAL

No.	Name	Pos.	Ht.	Wt.	Yr.	Hometown/HS/Previous School
48	Gaethan Bernadel	LB	6-1	210	Fr.	Hallandale, Fla./Hallandale HS
49	Shykieim Pace	DL	6-4	220	Fr.	Opa-Locka, Fla./Monsignor Pace HS
51	Dontae Keys	OL	6-4	300	R-Sr.	Fayetteville, N.C./Jack Britt/North Carolina A&T
52	Donovan Georges	LB	6-1	240	R-So.	Hialeah, Fla./Champagnat Catholic
53	Tevin Jones	DL	6-4	220	R-Jr.	Miami, Fla./Miami Norland HS
54	Kristoff Pollas	OL	5-9	260	Fr.	Miramar, Fla./Chaminade Madonna HS
55	Baba Conate	LB	6-2	230	R-Jr.	Auburn Hills, MI / Avondale HS / Independence CC
56	Tamarick Best	LB	6-1	225	Fr.	Pahokee, Fla./Pahokee HS
57	Nick Donahue	DL	6-2	270	Fr.	Coconut Creek, Fla. / North Broward Prep
58	Api Mane	OL	6-3	334	R-Sr.	East Palo Alto, Calif. / Menlo-Atherton HS / Kansas
59	Wyatt Lawson	OL	6-3	290	Fr.	Plant City, Fla./Durant HS
60	Clayton Senior III	DL	6-3	230	Fr.	Jacksonville, Fla./Atlantic Coast HS
61	Joey Maya	LB	6-0	210	R-Fr.	Apex, N.C./Middle Creek HS
63	Noah Quier	OL	6-4	310	R-Fr.	Bradenton, Fla. / IMG Academy
64	Trevor Arnett	OL	6-6	240	Fr.	Lakeland, Fla./Lake Gibson HS
65	Julius Pierce	OL	6-5	265	R-Fr.	Sanford, Fla./Seminole HS
66	Jahmari Sylvester	OL	6-5	317	Fr.	Fort Lauderdale, Fla./St. Tomas Aquinas HS
67	Jake Aguirre	OL	6-0	265	Fr.	Miami, Fla. / Columbus HS
68	Sebastien Laraque	OL	6-6	320	Fr.	Miami, Fla. / Columbus HS
69	Ming Tjon	OL	6-4	325	Fr.	Plantation, Fla. / American Heritage
70	Miles Frazier	OL	6-5	304	Fr.	Camden, N.J./Milford Academy Prep
71	JD Gomez	OL	6-6	300	R-Jr.	Miami, Fla./Miami Senior HS/ASA College/Temple
72	Sione Finau	OL	6-3	300	So.	Keller, Texas/Central HS
74	Rey Burnett	OL	6-5	290	So.	Edmond, Okla./Santa Fe HS/Houston Baptist
75	Rashad Colson	DL	6-5	310	R-Jr.	Miami, Fla./Miami Norland HS
77	Lyndell Hudson Jr.	OL	6-6	300	R-So.	Brooksville, Fla./Central HS
78	Shamar Hobby-Lee	OL	6-5	290	R-Fr.	Tampa, Fla./Jefferson HS
79	Logan Gunderson	OL	6-5	318	R-Jr.	Jacksonville, Fla./Trinity Christian HS/ASA College
80	Kris Mitchell	WR	6-1	175	R-Fr.	Jacksonville, Fla./Mandarin HS
81	Dean Patterson	WR	6-2	200	R-Fr.	Lutz, Fla./Steinbrenner HS/Findlay
82	Jordan Underwood	WR	6-0	180	R-So.	Apopka, Fla./Olympia HS
83	Carson Kaleo	WR	5-9	170	R-Jr.	Lutz, Fla./Steinbrenner HS/Florida Tech
84	David O'Meara	TE	6-5	245	Jr.	Tallahassee, Fla./Chiles HS
85	Jackson McDonald	TE	6-5	220	R-Fr.	Marathon, Fla./Marathon HS
86	Keegan Davis	DL	6-3	235	Fr.	Port Saint Lucie, Fla./Treasure Coast HS
87	Kamareon Williams	TE	6-3	240	So.	Delray Beach, Fla./Atlantic HS
88	Sterling Palmer	TE	6-6	235	Jr.	Midlothian, Va./Fork Union Military
89	Ty Danzy	DL	6-5	235	R-Fr.	Anderson, S.C./Westside HS
90	Travonte O'Neal	DL	6-3	240	Fr.	Vero Beach, Fla./Vero Beach HS
91	Jeremy Passmore	DL	6-3	263	R-Fr.	Miami, Fla./Christopher Columbus HS/Indiana
92	Jason Mercier	DL	6-3	262	Jr.	Boynton Beach, Fla./Atlantic HS
94	Jordan Guerad	DL	6-3	295	Fr.	Valrico, Fla./Bloomingtondale HS
95	Jeremy Moore	DL	6-3	300	R-So.	Mobile, Ala. / Baldwin County HS / Mississippi Gulf Coast CC
96	David Reynolds	DL	6-4	245	So.	Nashville, Tenn./Ensworth HS
98	Savion Collins	DL	6-4	290	Fr.	Miami, Fla./Miami Palmetto HS
99	Davon Strickland	DL	6-1	263	R-So.	Hollywood, Fla./South Broward HS

COACHING STAFF

Name	Coaching Title	Year at FIU	Alma Mater
Butch Davis	Head Coach	5th Season	Arkansas '74
Everett Withers	Assistant HC/Defensive Coord./Safeties	1st Season	Appalachian State '85
Andrew Breiner	Offensive Coord./Wide Receivers	1st Season	Lock Haven '06
Drew Davis	Tight Ends/Pass Game Coord.	5th Season	Ole Miss '17
Deke Adams	Defensive Line/Run Game Coord.	1st Season	Southern Miss '95
Brandon Harris	Cornerbacks	1st season	Miami (FL) '17
Casey Horny	Special Teams Coordinator	1st Season	Texas '20
Randall McCray	Linebackers	1st Season	Appalachian State '91
Bryn Renner	Quarterbacks	5th Season	North Carolina '14
Joel Rodriguez	Offensive Line	2nd Season	Miami (Fla.) '05
Sean Binckes	Running Backs	2nd Season	LIU Post '16



QUICK FACTS

UNIVERSITY INFORMATION

Location.....Miami, Florida
 Founded/Opened.....1965/1972
 Enrollment.....54,000
 Nickname.....Panthers
 Mascot Name.....Roary
 Fight Song.....FIU Fight Song
 Colors.....Blue (PMS 282) & Gold (PMS 871)
 Affiliation.....NCAA Division I (FBS)
 Conference.....Conference USA (East Div)
 School President.....Dr. Mark B. Rosenberg
 Director of Sports & Ent.....Pete Garcia
 Team Twitter.....@FIUFootball
 Athletics Twitter.....@FIUAthletics
 Website.....FIUSports.com
 Conference Website.....ConferenceUSA.com

STADIUM INFORMATION

Venue.....FIU STADIUM (20,000)
 Surface.....Field Turf
 First Year.....2008
 First Game at FIU Stadium.....Sept. 20, 2008
 Result.....L, 9-17 vs. USF
 Record at Riccardo Silva.....37-39 (13 yrs)
 Largest Crowd.....22,682 vs. Duke (10/1/11)
 %27,339 vs. Miami (11/23/19)
 Ticket Office Phone.....(305) FIU-GAME

FIU FOOTBALL HISTORY

First Year of Football.....2002
 All-Time Record.....69-144 (19 yrs)
 #All-Time On-Field Record.....79-144 (19 yrs)
 All-Time C-USA Record.....25-34 (8 yrs)
 All-Time Sun Belt Record.....20-37 (8 yrs)
 All-Time Home Record.....51-58 (19 yrs)
 All-Time Road Record.....26-83 (19 yrs)
 Versus AP Top 25.....0-8
 Bowl Appearances.....5 ('10-'11, '17-'19)
 Bowl Record.....2-3
 Most Wins in Single-Season.....9 (2018)
 NFL Draft Picks.....10
 # - Wins in 2003 (2-10), 2004 (3-7) and 2005 (4-6, 3-4 SBC) were vacated

THE PANTHERS IN 2020

2020 Record.....0-5
 C-USA Record/Finish.....0-3/6th (East)
 Last Bowl Appearance.....2019 Camellia Bowl
 Bowl Result.....L, 26-34 vs. Arkansas State
 Head Coach.....Butch Davis
 Alma Mater.....Arkansas '74
 Record at FIU.....23-21 (4 years)
 Career Record.....102-64 (14 years)
 Basic Offense.....Pro Set
 Basic Defense.....Multiple 4-3
 Returning Letterwinners.....76/21
 Starters Returning/Lost.....20/10
 Offense.....7/4
 Defense.....9/2
 Special Teams.....4/1

SCHEDULE INFO

2021 SCHEDULE

Date	Opponent (TV)	Location	Series Record
Sept. 2	Long Island (ESPN3)	Miami, FL	First Meeting
Sept. 11	Texas State (ESPN+)	Miami, FL	First Meeting
Sept. 18	at Texas Tech (BIGXII/ESPN+)	Lubbock, TX	TTU leads, 1-0
Sept. 26	at Central Michigan (TBA)	Mount Pleasant, MI	First Meeting
Oct. 2	at FAU* (Stadium)	Boca Raton, FL	FAU leads, 14-4/14-5#
Oct. 8	Charlotte* (CBS Sports Network)	Miami, FL	FIU leads, 5-0
Oct. 23	WKU* (ESPN Networks)	Miami, FL	WKU leads 6-4/6-5#
Oct. 30	at Marshall* (Stadium)	Huntington, WV	Marshall leads, 6-2
Nov. 6	Old Dominion* (ESPN Networks)	Miami, FL	Tied, 3-3
Nov. 13	at Middle Tennessee* (ESPN Networks)	Murfreesboro, TN	MT leads, 11-4/11-5#
Nov. 20	North Texas* (ESPN Networks)	Miami, FL	FIU leads 5-3
Nov. 27	at Southern Miss* (ESPN Networks)	Hattiesburg, MS	FIU leads, 1-0

BOLD - home game
 * - Conference USA game
 # - Includes vacated win

2020 RESULTS (0-5, 0-3 C-USA)

Date	Opponent (TV)	Result/Score	Attendance
Sept. 26	at Liberty (ESPNU)	L, 34-36	1,000
Oct. 10	Middle Tennessee* (ESPNU)	L, 28-31	2,213
Oct. 23	Jacksonville State (ESPN3)	L, 10-19	1,041
Nov. 7	at UTEP* (ESPN+)	Cancelled	N/A
Nov. 13	FAU* (CBSSN)	L, 19-38	1,512
Nov. 21	at WKU* (ESPN+)	L, 21-38	3,823
Nov. 28	Louisiana Tech* (ESPN+)	Cancelled	N/A
Dec. 5	at Charlotte* (ESPNU)	Cancelled	N/A
Dec. 11	Marshall* (CBSSN)	Cancelled	N/A

BOLD - home game
 * - Conference USA game

MEDIA INFO

PRACTICE COVERAGE

Interviews are available upon request. All interview requests must be directed to the FIU Athletic Communications Office at least 24 hours in advance. Please send all requests via email to rpress@fiu.edu.

MEDIA AVAILABILITY

All interview requests should be made to Assistant AD, Athletic Communications Randy Press at least 24 hours in advance. All media availability times are subject to change. Please contact Randy Press for any changes in the schedule. (Note: First year players are not available to the media unless by special request.)

POSTGAME INTERVIEWS

Head coach Butch Davis' post game press conferences will be held in the team meeting room for home games. A designated staff member will escort those when needed to the location.



RANDY PRESS
 Assistant AD, Athletic Communications
 Primary Football Contact
 C: 303-908-0439
 Email: rpress@fiu.edu



TYLER BRAIN
 Communications Director
 Secondary Football Contact
 C: 256-616-3097
 Email: tbrain@fiu.edu

FIU Athletics Address
 11200 SW 8th Street
 OBCC 211
 Miami, FL 33199

FIU Stadium Address
 11200 SW 8th Street
 Miami, FL 33199
 Modesto A. Maidique Campus

REFER AS FIU PANTHERS

Florida International University has a long and storied history across all of its Division I NCAA programs. We respectfully ask that you refer to our University's athletic programs as the FIU Panthers.

Please refrain from using any of the following
Fla Int'l = use FIU
Golden Panthers = use Panthers

STAT RANKINGS

STAT BREAKDOWN

Category	FIU	CMU
Points/Game	28.7	30.0
First Downs	53	72
Rushing Yards/Game	171.3	170.0
Passing Yards/Game	244.0	252.0
Total Off. Yards/Game	415.3	422.3
Total Yards Allowed/Game	403.7	353.7
Third Down Conv.	40.5%	47.1%
Turnovers Gained	0	3
Turnovers Lost	5	4
Sacks	6	3
Red Zone Offense	66.7%	90.9%
Red Zone Defense	90.9%	100%
Time of Possession/Game	26:04	33:53
Penalty Yards/Game	58.33	49.67

C-USA RANKINGS

Category	FIU
Points/Game	7th
Points Allowed/Game	8th
First Downs	10th
Rushing Yards/Game	7th
Rushing Yards Allowed/Game	6th
Passing Yards/Game	7th
Passing Yards Allowed/Game	12th
Total Off. Yards/Game	8th
Total Yards Allowed/Game	9th
Third Down Conv.	7th
Turnovers Gained	N/A
Turnovers Lost	8th
Sacks	5th
Sacks Allowed	2nd
Red Zone Offense	12th
Red Zone Defense	12th
Time of Possession/Game	13th
Penalty Yards/Game	9th

NCAA RANKINGS

Category	FIU
Points/Game	76th
Points Allowed/Game	93rd
First Downs	53rd
Rushing Yards/Game	60th
Rushing Yards Allowed/Game	75th
Passing Yards/Game	59th
Passing Yards Allowed/Game	102nd
Total Off. Yards/Game	67th
Total Yards Allowed/Game	88th
Third Down Conv.	68th
Turnovers Gained	N/A
Turnovers Lost	77th
Sacks	63rd
Sacks Allowed	13th
Red Zone Offense	119th
Red Zone Defense	94th
Time of Possession/Game	122nd
Penalty Yards/Game	78th

GAME NOTES



Josh Valentine-Turner and Rishard Dames return to lead a defensive secondary that rank 15th nationally and fourth in the league for passing yards allowed with 187.2 per contest in 2020.

SCOUTING THE CHIPPEWAS

Central Michigan enters the game at 1-2 on the season and 1-0 at Kelly/Shorts Stadium. Both of the Chippewas' losses on the season have come against SEC opponents including a 49-21 loss at LSU last weekend.

Quarterback Jacob Sirmon went 17-24 for 156 yards at LSU. The sophomore logged one touchdown and one interception. Running back Myles Bailey recorded seven carries for 29 yards. Leading CMU in tackles was Gage Kreski, who logged six for the game.

BACK-TO-BACK FOR PRICE

D'vonte Price earned back-to-back 100-yard games on the ground for the second time in his career, after rushing for 165 against Long Island and 111 versus Texas State to open the season. In FIU's history, there has only been nine running backs with consecutive 100-yard games. Rashod Smith's four in a row in 2004 is the all-time record. Price is only one of two Panthers to go back-to-back on two separate occasions.

CONSECUTIVE 100-YARD RUSHING GAMES

Rnk	No	Player	Season
1.	4	Rashod Smith	2004
2.	3	Anthony Jones	2019
3.	2	D'vonte Price	2021
	2	D'vonte Price	2020
	2	Alex Gardner	2016
	2	Alex Gardner	2016
	2	Anthon Samuel	2014
	2	Darriet Perry	2010
	2	Adam Gorman	2003
	2	Jerrid Lundstedt	2002

PRICE IS RIGHT

D'vonte Price headlines the Panther squad heading into the 2021 season. The running back was named to the C-USA watch list, the Doak Walker watch list, and the Senior Bowl watch list prior to the season.

In his first full season as the primary tailback, Price rushed for 581 yards on 85 carries with four touchdowns along the way to being named to 2020 Conference USA honorable mention team. Price's 6.84 yards per carry topped the league and ranked 11th-best in the country in 2020.

Price rushed for over 100 yards in four of FIU's five games during the 2020 season including a career-high 178 yard performance against Florida Atlantic. The 178 yards was the eighth-best rushing outing by any Panther in FIU program history.

The Punta Gorda, Florida, native, set the FIU record for most rush yards per game in a season by averaging 116.2 yards per game in 2020.

2021 TRENDS

LEADING/TRAILING/TIED

Leading At Half:	1-0
Trailing At Half:	0-2
Tied At Half:	0-0
Leading After 3rd Quarter:	1-1
Trailing After 3rd Quarter:	0-1

SCORING

Scores First:	1-1
Opponent Scores First:	0-1
Shutout at Half:	0-0
Holds Opp. Scoreless at Half:	0-0
Scores 20+ Points:	1-1
Scores Under 20 Points:	0-1
Allows 20+ Points:	0-2
Holds Opp. Under 20 Points:	1-0

TOTAL YARDS

Less Than 300 Yards:	0-1
300+ Total Offense:	0-0
400+ Total Offense:	0-1
500+ Total Offense:	1-0
600+ Total Offense:	0-0
Hold Opp. Less Than 300 Yards:	1-0
Allow Opp. 300+ Yards:	0-1
Allow Opp. 400+ Yards:	0-0
Allow Opp. 500+ Yards:	0-1
Allow Opp. 600+ Yards:	0-0

RUSH YARDS

Less Than 100 Yards:	0-1
100+ Yards Rushing:	0-1
200+ Yards Rushing:	1-0
300+ Yards Rushing:	0-0
Holds Opp. Under 100 Yards:	1-0
Allows 100+ Yards Rushing:	0-2
Allows 200+ Yards Rushing:	0-0
Allows 300+ Yards Rushing:	0-0

PASS YARDS

Less Than 200 Yards:	0-1
200+ Yards Passing:	1-1
300+ Yards Passing:	0-0
400+ Yards Passing:	0-0
500+ Yards Passing:	0-0
Holds Opp. Under 200 Yards:	1-1
Allows 200+ Yards Passing:	0-0
Allows 300+ Yards Passing:	0-0
Allows 400+ Yards Passing:	0-1
Allows 500+ Yards Passing:	0-0

TURNOVERS

Has 0 Turnovers:	0-0
Has 1 Turnover:	1-1
Has 2 Turnovers:	0-0
Has 3+ Turnovers:	0-1
Forces 0 Turnovers:	1-2
Forces 1 Turnover:	0-0
Forces 2 Turnover:	0-0
Forces 3+ Turnovers:	0-0

GAME NOTES



In his first season as FIU's featured back, D'vonte Price has arned 116.2 rushing yards per game, which ranked second in C-USA and 10th overall in the nation, while also setting a FIU program record.

RETURNING STARTERS (14)

Offense (7)				2020 Player Notes
Pos.	Yr.	Starts ('20)		
D'vonte Price	RB	Sr.	5	Top returning RB with 85 carries, 581 yds & 4 TDs
Bryce Singleton	WR	R-Jr.	5	Led FIU WRs with 14 catches and 150 yards
Nate Jefferson	WR	R-Fr.	4	2020 C-USA All-Freshman Team
Sterling Palmer	TE	Jr.	4	Caught six passes for 53 yds
Lyndell Hudson Jr.	OL	R-So.	5	One of two on the OL to start every game
Sione Finau	OL	So.	5	One of two on the OL to start every game
Dontae Keys	OL	R-Sr.	4	Started two of the four games at LT
Defense (9)				2020 Player Notes
Pos.	Yr.	Starts ('20)		
Kevin Oliver	DL	Sr.	5	Tallied 15 total tackles with one TFL
Davon Strickland	DL	R-So.	5	2020 Conference USA Honorable Mention Team
Jason Mercier	DL	Jr.	4	Tallied 19 total tackles with 3.5 TFLs
Jamal Gates	LB	Sr.	5	Tallied 26 total tackles with 3 TFLs
Daniel Jackson	LB	Sr.	5	Tallied 10 total tackles with one TFLs
Richard Dames	DB	Sr.	5	Led the team in tackles with 35, 2020 C-USA HM
Rishard Dames	DB	R-Jr.	4	2020 C-USA Honorable Mention
Dorian Hall	DB	R-Jr.	5	Tallied 24 tackles with one pass breakup
Josh Turner	DB	R-Jr.	5	2020 C-USA Honorable Mention
Special Teams (4)				2020 Player Notes
Pos.	Yr.	Starts ('20)		
Tommy Heatherly	P	Sr.	5	2020 Ray Guy Semifinalist
Tommy Zozus	LS	R-Jr.	5	2020 C-USA Honorable Mention
Chase Gabriel	K	Fr.	5	Handled all of FIU's field goal and extra points
Lexington Joseph	KR	So.	1	2020 All-Conference USA Second Team

SERIES HISTORY

All-Time Record: First Meeting
Last Meeting: N/A
Longest Winning Streak by FIU: N/A
Longest Winning Streak by CMU: N/A
At FIU: N/A
At CMU: N/A
Neutral Site: N/A
Game Decided by 7 Points or Less: N/A
Most Points Scored by FIU: N/A
Most Points Scored by CMU: N/A
Largest Margin of Victory for FIU: N/A
Largest Margin of Victory for CMU: N/A



GAMES NOTES



After season-ending injuries hampered both of their 2020 season, Lexington "Flex" Joseph and Shaun Peterson Jr. both look to rebound with strong 2021 campaigns.

OPENING THE SEASON STRONG

The new look FIU offense came out of the gates firing on all cylinders by scoring 21 first quarter points in the season opener against Long Island. The 21 points are the tied for the second most points scored in program history during the first quarter and the most in the Butch Davis era.

In total, FIU scored 48 points against Long Island which is the most in a season opener in program history.

MOST 1Q POINTS - SINGLE GAME (FIU)

Rnk	Pts.	Opponent	Date
1.	28	North Texas	9/1/11
2.	21	Long Island	9/2/21
		at Troy	10/20/12
		Jacksonville	10/30/03
		Butler	9/14/02
6.	17	UMass	10/5/19
		UAPB	9/29/18

THE CAMPAIGN FOR PANTHER QB 2021

FIU has had great success with its QBs, as James Morgan (Jets) and Alex McGough (Seahawks) were both taken in the NFL Draft. Morgan being selected in the 2020 NFL Draft and McGough going in the 2018 NFL Draft.

Among the three candidates vying for the starting QB job this season, Max Bortenschlager has the most experience, but is being chased by a pair of talent freshman signal callers in Haden Carlson and Grayson James.

LAST 2 QBs FOR FIU DURING BUTCH DAVIS ERA

Player	Pass Yds	Pass TDs	Pass Eff.	Years at FIU
Alex McGough	9,091	65*	128.1	2014-17
James Morgan	5,375	40	143.4*	2018-19

* - School record

FIU QB COMPARISON FOR 2021

No.	Player	Comp-Att.	Pct	Yards	TD	INT
12	Max Bortenschlager	43-78	55%	710	6	2
10	Grayson James	2-4	50%	16	0	0
4	Haden Carlson	Has not seen action in 2021				

SEASON OPENERS

FIU has earned a 4-15 (5-14) record in season openers, with the Panthers owning a 3-5 record for season openers at home in The Cage. Before defeating Long Island to open the 2021 season, The Panthers had not won a season opener since 2015's 15-14 slug fest against UCF in Orlando.

Date	Opponent	Result
8/29/02	Saint Peter's	W/27-3
9/6/03	at Indiana State	L/10-13
9/11/04	at Youngstown St.	W/22-16 (OT)
9/3/05	at Kansas State	L/21-35
8/31/06	Middle Tennessee	L/6-7
9/1/07	at #17 Penn State	L/0-59
8/30/08	at Kansas	L/10-40
9/12/09	at #4 Alabama	L/14-40
9/11/10	Rutgers	L/14-19
9/1/11	North Texas	W/41-16
9/1/12	at Duke	L/26-46
8/31/13	at Maryland	L/10-43
8/30/14	Bethune-Cookman	L/12-14
9/3/15	at UCF	W/15-14
9/1/16	Indiana	L/13-34
8/31/17	at UCF	L/17-61
9/1/18	Indiana	L/28-38
8/29/19	at Tulane	L/14-42
9/26/20	at Liberty	L/34-36
9/2/21	Long Island	W/48-10

MIDDLE AMERICA

FIU's trip to Central Michigan makes the first time in program history that the Panthers have faced a team that is based in the state of Michigan. Overall, the Panthers are a combined 5-3 against schools that call the MAC home. FIU's last meeting with a MAC school was the historic 35-32 victory in the 2018 Makers Wanted Bahamas Bowl against Toledo.

GAME NOTES



Running back D'vonte Price was named to the Doak Walker Award and Senior Bowl Watch List during the summer.



Punter Tommy Heatherly was named to the Ray Guy Award Watch List during the summer.



Defensive Lineman Davon Strickland was named to the Rotary Lombardi Watch List during the summer.

2021 UNIFORM WATCH

VS LONG ISLAND (SEPT. 2)

• Blue helmet, blue jersey, white pants

VS TEXAS STATE (SEPT. 11)

• Blue helmet, blue jersey, blue pants

AT TEXAS TECH (SEPT. 18)

• White helmet, white jersey, white pants

AT CENTRAL MICHIGAN (SEPT. 25)

• TBA

AT FLORIDA ATLANTIC (OCT. 2)

• TBA

VS CHARLOTTE (OCT. 8)

• TBA

VS WKU (OCT 23)

• TBA

AT MARSHALL (OCT. 30)

• TBA

VS OLD DOMINION (NOV. 6)

• TBA

AT MIDDLE TENNESSEE (NOV. 13)

• TBA

VS NORTH TEXAS (NOV. 20)

• TBA

AT SOUTHERN MISS (NOV. 27)

• TBA

DEFENSE HARPOONS SHARKS

As impressive as the Panther offense was in the first half of the season opener, the FIU defense flexed just as much in the second half.

The Panther defense allowed only 54 yards in the second half against Long Island with only two of those yards coming in the fourth quarter.

HEATHERLY NAMED TO RAY GUY WATCH LIST

Despite a covid-shortened 2020 season, Tommy Heatherly still shined enough to be named to the Ray Guy Award Watch List in July.

In 2020, Heatherly started all five games at punter for the Panthers and earned a 44.38 yard per punt average with 10 punts over 50 yards in 32 attempts. The 44.38 average ranks the highest in FIU single-season history.

Heatherly has been nothing short of sensational since arriving in Miami, averaging 43.5 yards per punt with 25 kicks of 50 or more yards since the start of the 2019 season.

The Grove, Oklahoma, native was the only non-P5 punter to be named a Ray Guy Semi-finalist in 2020.

BORTENSCHLAGER AMONG THE NATION'S BEST

Despite only completing half of his passes through the first three games of the season, Max Bortenschlager ranks third in the country averaging 16.65 yards per completion. The super senior only trails Dorian Thompson-Robinson (20.24) of UCLA and Sam Howell (16.67) of North Carolina. Besting Bailey Zappe (15.34) of WKU by almost a full yard and half for the C-USA lead.

PRICE CLIMBING THE LADDER

Over the opening three games of the 2021, D'vonte Price has rushed for 327 yards this season adding to an already accomplished career. The senior running back needs just 152 yards to become just the sixth Panther to rush for 2,000 yards in a career.

FIU ALL-TIME CAREER RUSHERS

Rnk	Player	Season
1.	Alex Gardner (2014-17)	3,063
2.	Rashod Smith (2002-04)	2,195
3.	Kendrick Rhodes (2010-12)	2,166
4.	Napoleon Maxwell (2014-19)	2,159
5.	Anthony Jones (2015-19)	2,011
6.	D'vonte Price (2017-pres.)	1,848
7.	Darriet Perry (2008-11)	1,809
8.	A'mod Ned (2005-08)	1,666
9.	Julian Reams (2005-08)	1,402
10.	Darian Mallary (2009-12)	1,256

SIX PANTHERS NAMED TO C-USA WATCH LIST

Conference USA changed the pre-season all-conference team format this season and moved to an awards-like preseason watch list.

D'vonte Price, Richard Dames, Davon Strickland, Lyndell Hudson Jr. and Tommy Heatherly were all named to the watch list while, Daniel Jackson was named to the C-USA Preseason Academic Watch List for his efforts in the classroom.



AP TOP 25 POLL

Rk.	Team	Points	LW	Rec.
1	Alabama (59)	1,547	1	3-0
2	Georgia (3)	1,491	2	3-0
3	Oregon	1,385	4	3-0
4	Oklahoma	1,302	3	3-0
5	Iowa	1,298	5	3-0
6	Penn State	1,197	10	3-0
7	Texas A&M	1,158	7	3-0
8	Cincinnati	1,145	8	3-0
9	Clemson	1,074	6	2-1
10	Ohio State	976	9	2-1
11	Florida	930	11	2-1
12	Notre Dame	874	12	3-0
13	Ole Miss	717	17	3-0
14	Iowa State	664	14	2-1
15	BYU	603	23	3-0
16	Arkansas	537	20	3-0
17	Coastal Carolina	526	16	3-0
18	Wisconsin	513	18	1-1
19	Michigan	456	25	3-0
20	Michigan State	389	NR	3-0
21	North Carolina	306	21	2-1
22	Fresno State	201	NR	3-1
23	Auburn	166	22	2-1
24	UCLA	142	13	2-1
25	Kansas State	127	NR	3-0

Others receiving votes: TCU 91, Liberty 56, Virginia Tech 52, Oklahoma State 51, Maryland 29, Arizona State 24, Texas 22, USC 16, San Diego State 16, West Virginia 14, LSU 14, Kentucky 12, Boston College 9, Wake Forest 7, Texas Tech 5, Stanford 3, Memphis 3, Louisville 1, Wyoming 1

AFCA COACHES POLL

Rk.	Team	Points	LW	Rec.
1	Alabama (64)	1616	1	3-0
2	Georgia (1)	1558	2	3-0
3	Oklahoma	1429	3	3-0
4	Oregon	1427	4	3-0
5	Texas A&M	1283	5	3-0
6	Iowa	1263	7	3-0
7	Clemson	1166	6	2-1
8	Penn State	1130	12	3-0
9	Cincinnati	1125	8	3-0
10	Notre Dame	1048	10	3-0
11	Florida	1000	9	2-1
12	Ohio State	989	12	2-1
13	Ole Miss	759	16	3-0
14	Iowa State	700	14	2-1
15	Wisconsin	589	17	1-1
16	BYU	504	23	3-0
17	Coastal Carolina	500	18	3-0
18	Arkansas	474	24	3-0
19	Michigan	423	25	3-0
20	North Carolina	411	19	2-1
21	Michigan State	344	NR	3-0
22	Oklahoma State	300	22	3-0
23	Auburn	171	19	2-1
24	UCLA	170	13	2-1
25	Fresno State	85	NR	3-1

GAME NOTES

NUMBER CHANGES

The Panthers gave the FIU football equipment staff quite the headache this past offseason, as nine players swapped numbers.

Player	Old # > New #
Nasir Carter	50 > 33
Chase Gabriel	0 > 37
Tommy Heatherly	39 > 1
Lyndell Hudson Jr.	73 > 77
Kevin Oliver	94 > 5
Reggie Peterson	46 > 42
Shaun Peterson Jr.	33 > 3
Kristoff Pollas	58 > 54
Shemar Thornton	19 > 1

STRICKLAND NAMED TO ROTARY LOMBARDI WATCH LIST

Despite a covid-shortened 2020 season, Davon Strickland still played well enough gain praise from the Rotary Lombardi Award Watch List.

The annual Rotary Lombardi Award goes to the college football offensive or defensive lineman, who in addition to outstanding performance and ability, best exemplifies the character and discipline of NFL Hall of Fame Head Coach Vince Lombardi.

In 2020, Strickland led the Panthers with four tackles for loss along the way to being named to the 2020 Conference USA honorable mention team. Strickland started all five games for FIU in 2020, tallying 15 tackles and at least one sack in three of the five games.

AROUND THE C-USA

THURSDAY, SEPTEMBER 23

Marshall at Appalachian State, 7:30 PM

FRIDAY, SEPTEMBER 24

Middle Tennessee at Charlotte, 6:30 PM

SATURDAY, SEPTEMBER 25

FIU at Central Michigan, 12 PM

UTSA at Memphis, 3:30 PM

Buffalo at Old Dominion, 6 PM

Texas Southern at Rice, 6:30 PM

North Texas at Louisiana Tech, 7 PM

Southern Miss at Alabama, 7:30 PM

FAU at Air Force, 8 PM

UAB at Tulane, 8 PM

Indiana at WKU, 8 PM

New Mexico at UTEP, 9 PM

PLAYERS OF THE WEEK

OFFENSE

Jacob Cowing - WR - UTEP

Chris Reynolds - QB - Charlotte

N'Kosi Perry - QB - FAU

Gerrit Prince - TE - UAB

DEFENSE

Dy'Vonne Inyang - S - UTEP

Eli Neal - LB - Marshall

Beejay Williamson - DB - La Tech

Trumane Bell II - DL - UTSA

SPECIAL TEAMS

Gavin Baechle - K - UTEP

Hunter Duplessis - K - UTSA

Sheldon Jones - PR - UTSA

Kyle Greenwell - P - UAB

2021 C-USA STANDINGS

EAST DIVISION

Team	Conf.	CPct.	Overall	Pct
Marshall	0-0	0.000	2-1	0.667
Charlotte	0-0	0.000	2-1	0.667
Florida Atlantic	0-0	0.000	2-1	0.667
WKU	0-0	0.000	1-1	0.500
FIU	0-0	0.000	1-2	0.333
Old Dominion	0-0	0.000	1-2	0.333
Middle Tennessee	0-1	0.000	1-2	0.333

WEST DIVISION

Team	Conf.	CPct.	Overall	Pct
UTSA	1-0	1.000	3-0	1.000
UAB	1-0	1.000	2-1	0.667
UTEP	0-0	0.000	2-1	0.667
Southern Miss	0-0	0.000	1-2	0.333
Louisiana Tech	0-0	0.000	1-2	0.333
Rice	0-0	0.000	0-3	0.000
North Texas	0-1	0.000	1-2	0.333



CHUNK PLAYS

FIU has had four plays go over 40 yards in 2021, with a Bortenschlager pass to Wilson Jr owning the longest play with a 69-yard TD.

Opp.	Result	Yards
vs LIU	Bortenschlager pass to Chambers	43
vs LIU	Bortenschlager pass to Singleton	52
vs LIU	D'vonte Price rush	68
at Texas Tech	Bortenschlager pass to Wilson, Jr.	69



2021 SCORING DRIVES

Opp. (Date)	Plays-Yds	TOP	Qtr	Scoring Play
LIU (9/2)	3-69	1:05	1	8-yard rush by Price
LIU (9/2)	2-80	0:28	1	68-yard rush by Price
LIU (9/2)	3-61	1:14	1	4-yard rush by Peterson Jr.
LIU (9/2)	3-85	1:16	2	28-yard rush by Price
LIU (9/2)	5-66	2:02	3	Bortenschlager to Singleton 52-yard pass
LIU (9/2)	7-44	2:31	3	Gabriel 29-yard FG
LIU (9/2)	8-73	3:34	4	Bortenschlager to Chambers 12-yard pass
LIU (9/2)	5-13	1:50	4	Gabriel 45-yard FG
TXST (9/11)	9-75	2:04	2	Bortenschlager to Chambers 22-yard pass
TXST (9/11)	5-81	1:50	3	Bortenschlager to Fairweather 34-yard pass
TXST (9/11)	5-46	2:27	3	Gabriel 18-yard FG
at TTU (9/18)	9-88	4:58	1	3-yard rush by Price
at TTU (9/18)	3-75	1:23	2	Bortenschlager to Wilson Jr. 69-yard pass
at TTU (9/18)	9-53	4:01	3	Bortenschlager to Jefferson 2-yard pass

Longest scoring drive (plays) - 9 (x3) Last at Texas Tech (9/18)
 Longest scoring drive (yards) - 88 at Texas Tech (9/18)
 Longest scoring drive (time) - 4:58 at Texas Tech (9/18)
 Shortest scoring drive (plays) - 2 vs Long Island (9/2)
 Shortest scoring drive (yards) - 13 vs Long Island (9/2)
 Shortest scoring drive (time) - :28 vs Long Island (9/2)

GAME-BY-GAME OFFENSIVE STARTERS

Opponent (Date)	QB	RB	RB/WR/TE	WR	WR	TE	LT	LG	C	RG	RT
LIU (9/2)	Bortenschlager	Price	Singleton	Jefferson	Lynum	Palmer	Frazier	Finau	Mane	Keys	Hudson
TXST (9/11)	Bortenschlager	Price	Fairweather	Chambers	Singleton	Palmer	Frazier	Finau	Mane	Keys	Hudson
at TTU (9/18)	Bortenschlager	Price	Jefferson	Chambers	Singleton	Fairweather	Burnett	Finau	Mane	Keys	Hudson

GAME-BY-GAME DEFENSIVE STARTERS

Opponent (Date)	DE	DT	DT	DE	OLB	MLB	OLB/DB	CB	S	S	CB
LIU (9/2)	Oliver	Passmore	Strickland	Jones	Gates	Jackson	McCray	Dames	Hall	Dames	Turner
TXST (9/11)	Colson	Passmore	Strickland	Jones	Gates	Jackson	McCray	Dames	Hall	Dames	Turner
at TTU (9/18)	Oliver	Passmore	Strickland	Jones	Gates	Jackson	Withers	Dames	Hall	Dames	Turner

20TH SEASON

FIU CELEBRATES THE 20TH SEASON

The 2021 season is the 20th season of football at Florida International University. FIU enters the 2021 season with an overall record of 79-143 including two bowl victories including the 2010 Little Caesar's Pizza Bowl and the 2018 Makers Wanted Bahamas Bowl.



COACH DAVIS GAME NOTES



RETURNING STAT LEADERS

- Total Touchdowns.....D'Vonte Price (5)
- Pass Completions.....Max Bortenschlager (22)
- Pass Attempts.....Max Bortenschlager (48)
- Pass Long.....Max Bortenschlager (67)
- Passing Yards.....Max Bortenschlager (284)
- Pass Per Game.....Max Bortenschlager(9.4)
- Passing Touchdowns.....Max Bortenschlager(2)
- Rush Attempts.....D'Vonte Price (85)
- Long Rush.....D'Vonte Price (77)
- Rushing Yards.....D'Vonte Price (587)
- Rush Per Carry.....D'Vonte Price (6.8)
- Rush Per Game.....D'Vonte Price (116.2)
- Rushing Touchdowns.....D'Vonte Price (4)
- Receptions.....Bryce Singleton (14)
- Catch Long.....Rivaldo Fairweather (67)
- Receiving Touchdowns.....Five Players (1)
- Receiving Yards.....Rivaldo Fairweather (165)
- Yards Per Catch.....Rivaldo Fairweather (16.5)
- Rec. Yards Per Game...Rivaldo Fairweather (33.0)
- Total Tackles.....Richard Dames(35)
- Solos.....Richard Dames (25)
- TFLs.....Davon Strickland (4.0)
- INTs.....Josh Valentine-Turner (2)
- Pass Breakups.....Rishard Dames (3)
- Sacks.....Davon Strickland (3.0)
- FG Made.....Chase Gabriel (3)
- FG Made Long.....Chase Gabriel (41)
- Punt Average.....Tommy Heatherly (44.4)
- Punt Long.....Tommy Heatherly (69)



DAVIS PASSES CENTURY MARK

The 2019 season gave another milestone for Head Coach Butch Davis, as he officially passed the 100-win mark with a 32-17 victory over UTEP on Oct. 19. Davis has 103 career collegiate wins.

DAVIS NEARS FIU RECORD

Butch Davis only needs four wins to become FIU's all-time winningest coach in program history after earning 23 victories for the Panthers in just four seasons at the helm. Over his historic career, Davis has won 102 games.

Coach (Years)	Record at FIU
Mario Cristobal (2007-12)	27-47
Butch Davis (2017-pres.)	24-23
Don Strock (2002-06)	15-41
Ron Turner (2013-16)	10-30
Ron Cooper (2016)	4-4

COACH BUTCH DAVIS BIO



BUTCH DAVIS

15th Season Overall (103-66) 4th Season at FIU (24-23)

- The Panthers have broke or tied 102 school records under Davis
- School record three-straight bowl berths
- Most wins by FIU coach in three-year span (23)
- Broke single-season school record in wins (9) in 2018
- His .649 career win percentage ranks 8th highest among active coaches
- One of just four schools in nation to have multiple QBs drafted in last three years

On Nov. 15, 2016, Butch Davis was named the fourth head coach of the FIU football program, returning to South Florida where he made a name for himself as one of the premier minds in football. A man with a proven record of success and an unyielding commitment to excellence, Davis has brought an identity and a swell of energy to the FIU football program. Davis will enter his fifth season at FIU in 2021.

Davis has compiled a 102-59 overall record in 13 years as a college head coach, including three BIG EAST Championships while coaching the University of Miami (1995-00). In that span, Davis recruited and/or coached more than 120 players that made it to the NFL, 35 of which were first-round draft picks.

Davis coached in the NFL for 10 years and is still the only head coach to take the expansion Cleveland Browns to the playoffs in 2002, while winning a pair of Super Bowl rings as an assistant coach with the Dallas Cowboys in the early 1990s. During his 13-year collegiate coaching career, Davis guided his teams to 10 bowl games, winning six of them, including a 37-20 victory over the Florida Gators in the 2001 Sugar Bowl.

In just three seasons, Davis has transformed the football program and has instilled a winning tradition at FIU after taking the Panthers to three-straight bowl appearances and setting a school-record for wins (9) in 2018. Davis has also won 23 games in his first three seasons at the helm, which is the most by any Panther football coach in a three-year span.

Davis is also responsible for the program's biggest victory, after defeating the Miami Hurricanes 30-24 at Marlins Park in 2019.

Three players have been taken in the NFL Draft under Davis, with two of those being quarterbacks in Alex McGough and James Morgan. FIU joined Oklahoma, LSU and Washington State as the only schools in the country to have multiple quarterbacks drafted from 2018-2020. Furthermore, FIU has had more quarterbacks selected during the 2018-20 span than all other Florida FBS schools (Florida, Florida State, FAU, Miami, UCF and USF) combined in their last five drafts.

The 2019 season was one of resiliency, as the Panthers bounced back from an 0-2 start and injuries to earn another bowl bid to end the year. FIU finished the year with a 6-7 mark and closed out the season with a first-time trip to the Camellia Bowl in Mobile, Alabama. The Panthers lost a high-scoring affair to Arkansas State but not without setting numerous individual offensive records in the process.

The year was highlighted by a 30-24 victory over the Miami Hurricanes at Marlins Park in late November, as the Panthers pulled off the biggest win in program history. In addition to claiming bragging rights for the city of Miami, the win also made the Panthers bowl eligible for the third-straight season. James Morgan and Stantley Thomas-Oliver III were selected in the 2020 NFL Draft to cap the year, with Morgan going to the New York Jets in the fourth round and Thomas-Oliver to the Carolina Panthers in the seventh.



THE DAVIS FILE

- Birth date:** November 17
- Hometown:** Bixby, Oklahoma
- Alma Mater:** Arkansas '74
- Degree:** Bachelor's in Biology & Life Science

HC LEDGER


Year	School	W-L-T
1995	Miami (Fla.)	8-3
1996	Miami (Fla.)	9-3
1997	Miami (Fla.)	5-6
1998	Miami (Fla.)	9-3
1999	Miami (Fla.)	9-4
2000	Miami (Fla.)	11-1
2001	Cleveland Browns	7-9
2002	Cleveland Browns	9-7
2003	Cleveland Browns	5-11
2004	Cleveland Browns	3-8
2007	North Carolina	4-8
2008	North Carolina	8-5
2009	North Carolina	8-5
2010	North Carolina	8-5
2017	FIU	8-5
2018	FIU	9-4
2019	FIU	6-7
2020	FIU	0-5
2021	FIU	1-2

AC LEDGER

Year	School (Pos.)	W-L-T
1979	Oklahoma State (TE/WR)	7-4
1980	Oklahoma State (TE/WR)	4-7
1981	Oklahoma State (TE/WR)	6-6
1982	Oklahoma State (TE/WR)	4-5-2
1983	Oklahoma State (TE/WR)	8-4
1984	Miami (DL)	8-5
1985	Miami (DL)	10-2
1986	Miami (DL)	11-1
1987	Miami (DL)	12-0
1988	Miami (DL)	11-1
1989	Dallas Cowboys (DL)	1-15
1990	Dallas Cowboys (DL)	7-9
1991	Dallas Cowboys (DL)	11-5
1992	Dallas Cowboys (DL)	13-3*
1993	Dallas Cowboys (DC/LB)	12-4*
1994	Dallas Cowboys (DC/LB)	12-4

* Won Super Bowl

COACH BUTCH DAVIS BIO



Coach Davis and the Panthers earned a 35-32 victory over the Toledo Rockets in the 2018 Bahamas Bowl. FIU finished the year with a 9-4 mark, which broke the school record for most wins in a single season.

Coach Davis led FIU to its biggest win in program history after the Panthers defeated the Miami Hurricanes 30-24 at Marlins Park in 2019.

In 2018, the Panthers capped the season with a 35-32 victory over Toledo at the Makers Wanted Bahamas Bowl as FIU finished the year with a school-best 9-4 mark. Additionally, the Panthers earned a 6-2 record in C-USA action, which was also a school record. The Panthers broke records statistically as well, most notably on the offensive side as FIU set new season marks in points (450), touchdowns (58), total offense (5,480), yards per play (6.38), passing touchdowns (27), passing yards (3,194), passer efficiency (154.7), completion percentage (65.5), yards per pass (8.3), rushing touchdowns (27), yards per rush (4.80) and sacks allowed (8).

by first team selections Sage Lewis and Maurice Alexander.

Much of 2018's success on offense was due to quarterback James Morgan, who Davis coached to a C-USA Newcomer of the Year honor in his first season with the Panthers. Morgan set single-season records for touchdowns responsible for (27), total offense (2,708), passing touchdowns (26), passing yards (2,727) and passer efficiency (157.6).

Nationally, the Panthers ranked in the Top 10 among FBS schools for sacks allowed (3rd overall, 8 allowed), tackles for loss allowed (4th overall, 3.77), fumbles lost (9th overall, five lost) and turnovers lost (9th overall, 13 lost) in 2018. The FIU air attack was also highly ranked nationally, with the Panthers' passer efficiency of 154.7 ranking 12th in the country, while FIU's 34.6 points per game ranked 27th overall. Davis also saw a school-record 17 Panthers earn All-CUSA honors, highlighted

In Davis' first season at FIU, the Panthers matched a school record in wins (8), before later breaking the mark in 2018. The Panthers also earned the school's first bowl berth since the 2011 season as FIU played Temple in the Bad Boy Mowers Gasparilla Bowl. The 8-5 mark during the regular season was the best record of any first-year head coach at FIU.

FIU finished the 2017 regular season leading the nation in red zone scoring offense converting 98 percent of its red-zone chances (39-of-40), which includes 30 touchdowns. Davis' 2017 FIU squad not only matched the school record in wins,

YEAR-BY-YEAR COLLEGIATE COACHING HISTORY

YEAR	TEAM	RECORD	BOWL GAME	OPPONENT (RESULT)	FINAL RANK	SEASON NOTES
2021	FIU	1-2				
2020	FIU	0-5			NR	Season abbreviated due to COVID-19
2019	FIU	6-7	Camellia Bowl	Arkansas State (L/26-34)	NR	Beat Miami at Marlins Park 30-24
2018	FIU	9-4	Bahamas Bowl	Toledo (W/35-32)	NR	Broke school record with 9 wins/Second bowl win in FIU history
2017	FIU	8-5	Gasparilla Bowl	Temple (L/28-3)	NR	Tied school record 8 wins/First FIU Bowl bid since 2011
2010	North Carolina	8-5	Music City Bowl	Tennessee (W/30-27)	NR	First bowl victory for UNC in nine seasons
2009	North Carolina	8-5	Meineke Car Care Bowl	Pittsburgh (L/19-17)	NR	UNC made back-to-back bowl games for first time in a decade
2008	North Carolina	8-5	Meineke Car Care Bowl	West Virginia (L/31-30)	NR	Back in rankings for the first time since 2001
2007	North Carolina	4-8			NR	
2000	Miami (Fla.)	11-1	Sugar Bowl	Florida (W/37-20)	#2 Coaches/#2 AP	Big East champs/Beat No. 1 FSU & No. 2 Va. Tech
1999	Miami (Fla.)	9-4	Gator Bowl	Georgia Tech (W/28-13)	#15 Coaches/#15 AP	Earned win over No. 9 Ohio State
1998	Miami (Fla.)	9-3	Micron PC Bowl	NC State (W/46-23)	#21 Coaches/#20 AP	Upset No. 3 UCLA
1997	Miami (Fla.)	5-6			NR	
1996	Miami (Fla.)	9-3	Carquest Bowl	Virginia (W/31-21)	#14 Coaches/#14 AP	Big East co-champs
1995	Miami (Fla.)	8-3			#20 AP	Big East co-champs

COACH BUTCH DAVIS BIO

FIU finished the 2017 regular season leading the nation in red zone scoring offense converting 98 percent of its red-zone chances (39-of-40), which includes 30 touchdowns. Davis' 2017 FIU squad not only matched the school record in wins, but the 2017 Panthers finished the regular season throwing for the second-most yards (3,031) and rushing for the third-most yards (2,069) in school history. The offense also totaled the third-most yards (5,100) and FIU scored the third-most points (333) in a season.

Defensively, the Panthers' 28.0 sacks ranked third in a single-season and the 75 tackles for loss tied for seventh overall. Davis also saw 12 Panthers earn All-CUSA honors highlighted by first team selection Thomas Owens.

Davis comes to FIU after serving as a college football studio analyst, while also contributing to coverage on College Football Live, ESPN Radio, ESPN.com and SportsCenter since 2014.

Before joining ESPN, Davis served as a consultant to the head coach for the Tampa Bay Buccaneers during the 2012 and '13 seasons. Prior to that, Davis had a long successful coaching career, including head coaching positions with the University of North Carolina (2007-10), the Cleveland Browns (2001-04) and the University of Miami (1995-00).

Davis spent four seasons at North Carolina, taking the Tar Heels to three-straight bowl games to end his tenure in Chapel Hill. Davis' UNC teams earned eight wins in his final three years, while capping the 2010 season with a thrilling, 30-27 victory over Tennessee in the Music City Bowl.

Davis was head coach for six seasons at Miami (1995-2000) and led the Hurricanes to a 51-20 record, three Big East Conference championships and four postseason bowl wins in as many appearances. His Hurricane teams finished ranked in the Associated Press Top 25 on four occasions, including No. 2 in the nation in 2000, when the Canes went 11-1 and beat Florida, 37-20, in the Sugar Bowl.

Davis left Coral Gables following the 2000 season to join the Cleveland Browns. In his first season in Cleveland in 2001, Davis led his young team to an impressive 7-9 record, exceeding by two the expansion club's combined victories from 1999 and 2000 (5-27).

His second season as head coach resulted in the Browns earning their first playoff appearance and best regular season mark since 1994, despite 34 of the 53 players on the team's final active roster having four years of NFL experience or less. The Browns have not returned to the playoffs since.

Cleveland was Davis' second stint in the NFL. While with the Cowboys from 1989-94, Davis helped Dallas post one of the most spectacular turnarounds in sports history as the Cowboys went from a lowly 1-15 squad in 1989 to one of the most dominant NFL programs in the 1990s.



Butch Davis enters the 2021 season in need of five wins to become winningest coach in program history.

He was the defensive line coach in the Cowboys' 52-17 win over Buffalo in Super Bowl XXVII and served as defensive coordinator in the Cowboys' 30-13 win over Buffalo in Super Bowl XXVIII. Davis was also defensive coordinator during Barry Switzer's first season as head coach in 1994 and helped Dallas reach the NFC Championship Game, where eventual Super Bowl champion San Francisco denied its bid for a three-peat. He coached three Pro Bowl starters while with the Cowboys – future Hall of Famer Charles Haley, Leon Lett and Darren Woodson.

From 1979-94, Davis had a successful 15-year association with Jimmy Johnson, first as a receivers and tight ends coach at Oklahoma State University (1979-83), then as a defensive line coach at the University of Miami and ending with the Dallas Cowboys, where he started as a defensive line coach and was promoted to defensive coordinator.

His coaching career began as a volunteer assistant in 1973 at Fayetteville High School in Arkansas. He had stints in Oklahoma at Pawhuska High School (1974-75) and Sand Springs High School (1976-77) as an assistant coach and at Tulsa Rogers High School (1978) in his first head coaching assignment before joining Johnson's staff at Oklahoma State in 1979. In addition to coaching, Davis also spent 1973-78 as a biology and anatomy teacher on the high school level.

A native of Bixby, Oklahoma, Davis earned a bachelor's degree in biology and life science from the University of Arkansas in 1974, where he played tight end and defensive end for the Razorbacks under Head Coach Frank Boyles.

COACH BUTCH DAVIS BIO

DAVIS YEAR-BY-YEAR AT FIU

2017 (8-5, 5-3 C-USA)

Date	Opp.	Result
8/31	at UCF	L/17-61
9/8	Alcorn State	W/10-17
9/23	at Rice*	W/13-7
9/30	Charlotte*	W/30-29
10/7	at Middle Tenn.*	L/17-37
10/14	Tulane	W/23-10
10/28	at Marshall*	W/41-30
11/4	UTSA*	W/14-7
11/11	Old Dominion*	L/30-37
11/18	at Florida Atlantic*	L/24-52
11/24	WKU*	W/41-17
12/2	UMass	W/63-45
12/21	Temple^	L/28-3

* - C-USA game
^ - Gasparilla Bowl

2019 (6-7, 3-5 C-USA)

Date	Opp.	Result
8/29	at Tulane	L/14-42
9/7	WKU*	L/14-20
9/14	New Hampshire	W/30-17
9/20	at LA Tech*	L/31-43
10/5	UMass	W/44-0
10/12	Charlotte*	W/48-23
10/19	UTEP*	W/32-17
10/26	at Middle Tenn.*	L/17-50
11/2	Old Dominion*	W/24-17
11/9	at Florida Atlantic*	L/7-37
11/23	Miami (Fla.)	W/30-24
11/30	at Marshall*	L/27-30 (OT)
12/21	Arkansas State^	L/26-34

* - C-USA game
^ - Camellia Bowl

2018 (9-4, 6-2 C-USA)

Date	Opp.	Result
9/1	Indiana	L/28-38
9/8	at Old Dominion*	W/28-20
9/15	UMass	W/63-24
9/22	at Miami (Fla.)	L/17-31
9/29	Arkansas Pine Bluff	W/55-9
10/13	Middle Tennessee*	W/24-21
10/20	Rice*	W/36-17
10/27	at WKU*	W/38-17
11/3	Florida Atlantic*	L/14-49
11/10	at UTSA*	W/45-7
11/17	at Charlotte*	W/42-35
11/24	Marshall*	L/25-28
12/21	Toledo^	W/35-32

* - C-USA game
^ - Bahamas Bowl

2020 (0-5, 0-3 C-USA)

Date	Opp.	Result
9/26	at Liberty	L/34-36
10/10	Middle Tennessee*	L/28-31
10/23	Jacksonville State	L/10-19
11/7	at UTEP*	Cancelled
11/13	Florida Atlantic	L/19-38
11/21	at WKU*	L/21-38
11/28	Louisiana Tech	Cancelled
12/5	at Charlotte	Cancelled
12/11	Marshall	Cancelled

* - C-USA game

DAVIS VS. THE OPPOSITION

	W-L	Streak
Alcorn State	1-0	W1
Arkansas Pine Bluff	1-0	W1
Arkansas State	0-1	L1
Charlotte*	3-0	W3
FAU*	0-4	L4
Indiana	0-1	L1
Jacksonville State	0-1	L1
LA Tech*	0-1	L1
Liberty	0-1	L1
Long Island	1-0	W1
Marshall*	1-2	L2
Miami (Fla.)	1-1	W1
Middle Tenn.*	1-3	L2
New Hampshire	1-0	W1
Old Dominion*	2-1	W2
Rice*	2-0	W2
Temple	0-1	L1
Texas State	0-1	L1
Texas Tech	0-1	L1
Toledo	1-0	W1
Tulane	1-1	L1
UCF	0-1	L1
UMass	3-0	W3
UTEP	1-0	W1
UTSA	2-0	W2
WKU*	2-2	L2

DAVIS FIU SUPERLATIVES

- Most Points in a Game**
63 (2xs), last vs. UMass (9/15/18)*
- Most Points in a Half**
42, vs. UMass (9/15/18)*
- Most Points in a Quarter**
28, vs. UMass (9/15/18)
- Largest Margin of Victory**
46 (W/55-9) vs. Ark. Pine-Bluff (9/29/18)*
- Largest Deficit Overcome**
17-0 (W/28-20), at ODU (9/8/18)
- Most Touchdowns Scored**
9 (2xs), last vs. UMass (9/15/18)*
- Most Yards of Total Offense**
730, vs. UMass (12/2/17)*
- Most First Downs**
32, vs. UMass (9/15/18)
- Most Plays**
88, vs. UMass (10/5/19)
- Most Time of Possession**
38:21 vs. UMass (10/5/19)
- Highest Average Yards Per Play**
12.8 vs. Ark. Pine-Bluff (9/29/18)*
- Most Passing Touchdowns**
4 vs. Ark. Pine-Bluff (9/29/18)*
- Most Passing Yards**
394 at Louisiana Tech (9/20/19)*^
- Most Rushing Touchdowns**
6 vs. UMass (12/2/17)*
- Most Rushing Yards**
379 vs. UMass (12/2/17)
- Most Passes Intercepted**
4 at UTSA (11/9/18)
- Most Fumbles Recovered**
3 vs. WKU (11/24/17)
- Most Sacks**
6 vs. WKU (11/24/17)
- Most TFLs**
9 vs. Rice (9/23/17)
- Most Field Goals Made**
4 vs. Arkansas State (12/21/19)
- Most Punts**
9 vs. Miami (9/22/18)

* - FIU single-game record
^ - FIU single-game record for regulation

PLAYER BIOS



Haden CARLSON **4**
 QB | 6-3 | 192 | Fr.
 Lutz, Fla.
 Steinbrenner HS

CAREER HIGHS

N/A

NOTABLES

Did not play in '20.
 Rated a 3-star prospect by 24/7 Sports.
 Threw for 2,500 yards and 30 TDs on a state semifinal team as a senior at Steinbrenner.



Greyson JAMES **10**
 QB | 6-3 | 200 | Fr.
 Duncanville, Texas
 Duncanville HS

CAREER HIGHS

Pass Comp: 1, (2x), last at TTU (9/18/21)
 Pass Att: 2,(2x), last at TTU (9/18/21)
 Pass Yds: 10, vs. LIU (9/2/21)
 Rush Yds: 9, vs. LIU (9/2/21)

NOTABLES

Rated as a three-star prospect by 247sports and 35th-best pro-style quarterback by the outlet.
 Threw for over 3,800 yards and 42 touchdowns as a senior for Duncanville.
 Threw or 44 touchdowns and over 4,000 yards at John Paul II High School in 2019.



Max BORTENSCHLAGER **12**
 QB | 6-3 | 205 | R-Sr.
 Fishers, Ind.
 Cathedral HS/Maryland

CAREER HIGHS

Pass Comp: 20*, vs. #12 PSU (11/25/17)
 Pass Att: 38*, vs. Northwestern (10/14/17)
 Pass Yds: 266, vs. LIU (9/2/21)
 Passing TDs: 3*, vs. Northwestern (10/14/17)
 Pass Long: 92*, at #19 Nebraska (11/19/16)
 Rush Yds: 34*, vs. Northwestern (10/14/17)
 Rush TDs: 1* (2x), last at Minnesota (9/30/17)
 Rush Long: 18*, vs. Northwestern (10/14/17)

* - at Maryland

NOTABLES

Played in all five games in 2020, starting at liberty.
 Played 13 games at Maryland, before he came to FIU as grad transfer in '20.
 Suffered season-ending injury in '18.
 Played on special teams before injury.
 Made 8 starts in '17, passing for 1,313 yards and 10 TDs.




Shaun PETERSON JR. **3**
 RB | 6-3 | 215 | r-So.
 Fort Lauderdale, Fla.
 Miami Central HS

CAREER HIGHS

Rush Att: 15, vs. Middle Tenn. (10/10/20)
 Rush Yds: 117, vs. Middle Tenn. (10/10/20)
 Rush TDs: 2, vs. Middle Tenn. (10/10/20)
 Rush Long: 63, vs. Middle Tenn. (10/10/20)

NOTABLES

Rushed for career-high 117 yards vs. MTSU.
 Scored first career TD vs. MTSU.
 Played 13 games in '19, rushing for 32 yards.
 Played 2 games in '18, rushing for 41 yards.



Lexington JOSEPH **8**
 RB | 5-9 | 185 | So.
 Miami, Fla.
 Miami Central HS

CAREER HIGHS

Yards: 30, vs. LIU (9/2/21)
 Long: 17, vs. LIU (9/2/21)
 Kickoff Return Long: 100, at Liberty (9/26/20)

NOTABLES

Named All-C-USA Second Team on special teams.
 Averaged 33.5 yards on KO returns in '20, fourth best in the nation.



D'Vonte PRICE **24**
 RB | 6-2 | 194 | Sr.
 Punta Gorda, Fla.
 Charlotte HS

CAREER HIGHS

Rush Attempts: 26, vs. FAU (11/13/20)
 Rush Yards: 178, vs. FAU (11/13/20)
 Rush Touchdowns: 3 vs. LIU (9/2/21)
 Long Rush: 77, vs. FAU (11/13/20)
 Receptions: 5, vs. Rice (10/20/18)
 Receiving Yards: 38, vs. Rice (10/20/18)
 Long Reception: 34, at UTSA (11/9/18)

NOTABLES

Named to the Doak Walker and Senior Bowl preseason watch lists.
 Set program records with the most yards per rush in a season with 6.84 and most yards per game in a season with 116.2 in 2020.
 Rushed for 100 yards in four of five games.



Shemar THORNTON **1**
 WR | 5-11 | 182 | Sr.
 Miami, Fla.
 Hallandale HS

CAREER HIGHS

Receptions: 7, at Louisiana Tech (9/20/19)
 Receiving Yards: 125, vs. ODU (11/2/19)
 Receiving Touchdowns: 1 (5x), last vs. Miami (11/23/19)
 Long Reception: 54, vs. ODU (11/2/19)

NOTABLES

Missed all of 2020 due to an injury sustained in the preseason.
 Was FIU's leading wide out in 2019 with 668 yards on 51 catches for five touchdowns.
 Had six catches for 70 yards and a touchdown against Miami (FL) in 2019.




Bryce SINGLETON **2**
 WR | 5-11 | 193 | R-Jr.
 Hilton Head Island, S.C.
 Hilton Head Island HS

CAREER HIGHS

Receptions: 8, vs. Middle Tennessee (10/13/18)
 Receiving Yards: 149, vs. LIU (9/2/21)
 Receiving Touchdowns: 3, vs. UMass

NOTABLES

Did not play a game due to injury from 12/21/18 to 9/26/20.
 Caught a 45-yard TD in first game back at Liberty (9/26/20).
 His 3 TDs vs. UMass in '17 tied FIU record.
 Named to C-USA All-Freshman Team in '17.



Tyrese CHAMBERS **0**
 WR | 6-1 | 185 | So.
 Baltimore, Md.
 Play | Sacred Heart

CAREER HIGHS

Receptions: 9, vs. Lafayette (9/14/19)*
 Receiving Yards: 144, vs. LIU (9/21/19)*
 Receiving Touchdowns: 2, vs. LIU (9/21/19)*
 Receiving Long: 74, at Penn (10/12/19)*
 * - at Sacred Heart

NOTABLES

Named FCS All-American and a Jerry Rice finalist in 2019
 NEC Offensive Rookie of the Year and All-NEC First Team honors in 2019
 50 receptions, 811 yards and 8 Touchdowns




Rivaldo FAIRWEATHER **13**
 TE | 6-5 | 245 | Fr.
 Lauderhill, Fla
 Boyd Anderson HS

CAREER HIGHS

Rec: 7, vs. FAU (11/13/20)
 Rec Yds: 116, vs. FAU (11/13/20)
 Rec Long: 67, vs. FAU (11/13/20)

NOTABLES

Played in all five games in 2020.
 Led FIU in receiving yards with 165 in 2020.
 116 of 165 came against FAU.



Sterling PALMER **88**
 TE | 6-6 | 235 | Jr.
 Midlothian, Va.
 Fork Union Military

CAREER HIGHS

Rec: 5, vs. Arkansas State (12/21/19)
 Rec Yds: 64, vs. Toledo (12/21/18)
 Rec TDs: 1 (2x), last vs. Toledo (12/21/18)
 Rec Long: 36, vs. Toledo (12/21/18)

NOTABLES

Played in every game while at FIU, making 14 total starts in 2 years at FIU.
 Caught six passes for 53 yards.
 Named to ESPN All-Bowl Team and C-USA All-Freshman Team in '18.
 Best game came in Bahamas Bowl with 64 yards and a score to lead FIU to win.



Api Mane **58**
 OL | 6-3 | 334 | R-Sr.
 East Palo Alto, Calif.
 Menlo-Atherton HS/Kanas

CAREER HIGHS

N/A

NOTABLES

Played 21 games in three years at Kansas.
 Started five games at Center in 2020 for KU.
 Academic All-Big 12 Second Team in 2020.
 First career start came against TCU in 2019.
 Served as a team captain for Kansas against Coastal Carolina in 2020.



Miles FRAZIER **62**
 OL | 6-5 | 304 | Fr.
 Camden, N.J.
 Milford Academy Prep

CAREER HIGHS

N/A

NOTABLES

Played in all 5 games during 2020.
 Lone start came against WKU.



Sione FINAU **72**
 OL | 6-3 | 300 | So.
 Keller, Texas
 Central HS

CAREER HIGHS

N/A

NOTABLES

Played 5 games as a true sophomore in '20
 Started in all five games in '20
 Named to C-USA All-Freshman Team in '19.



Lyndell HUDSON JR. **77**
 OL | 6-6 | 300 | R-So.
 Brooksville, Fla.
 Central HS

CAREER HIGHS

N/A

NOTABLES

Played and started all five games in 2020.
 Played 11 games in '19 and started once against UMass.



Dontae KEYS **51**
 OL | 6-4 | 300 | r-Sr.
 Fayetteville, N.C.
 Jack Britt HS/North Carolina A&T

CAREER HIGHS

N/A

NOTABLES

Played in four of fives in 2020.
 Started twice at left tackle.
 Played in 29 games and started 21 games for North Carolina A&T from 2017-2019.

PLAYER BIOS




Tevin JONES **53**
 DL | 6-4 | 220 | r-Jr.
 Miami
 Miami Norland HS

CAREER HIGHS

Tackles: 9, vs. UTEP (10/19/19)
 Sacks: 1 (2x), last vs. MTSU (10/10/20)
 Forced Fumbles: 1, at Liberty (9/26/20)

NOTABLES

Played 22 games from 2018-20
 Enters the 2021 season with 27 career tackles.



Rocky JACQUES-LOUIS **45**
 LB | 6-3 | 205 | Jr.
 Boynton Beach, Fla.
 Atlantic HS

CAREER HIGHS

Tackles: 7, at WKU (11/21/20)
 Interceptions: 1 (2x), last at UTSA (11/9/18)
 Touchdowns: 1 (2x), last at UTSA (11/9/18)
 Sacks: 1, vs. MTSU (10/10/20)

NOTABLES

Played in all five games in 2020.
 30 games played in Panther career.
 Two sacks, two INT, two Pass defections in career.
 Named to C-USA All-Freshman Team in '18.



Jamal GATES **9**
 LB | 6-2 | 225 | Sr.
 Palm Beach Gardens, Fla.
 Dwyer HS

CAREER HIGHS

Tackles: 12, at Louisiana Tech (9/20/19)
 Fumbles Forced: 1 (2x), last at Tulane (8/29/19)
 Interceptions: 1 (2x), last vs. Miami

NOTABLES

Played and started in all five games in 2020
 Started 13 games in '19, ranking second on the team in tackles with 85.
 Logged six games with at least 7 or more tackles and had two double-digit games.
 Played 13 games in '18 and four in '17.



Rashad COLSON **75**
 DL | 6-5 | 310 | R-Jr.
 Miami, Fla.
 Miami Norland HS

CAREER HIGHS

Tackles: 3 (x2), Last: vs. LIU (9/2/21)

NOTABLES

Played in four of five games in 2020.
 Had two tackles on the season both against MT.
 Had a career-game in the Camellia Bowl.



Kevin OLIVER **5**
 DL | 6-4 | 263 | Sr.
 Davie, Fla.
 Western HS

CAREER HIGHS

Tackles: 11, at Marshall (11/30/19)
 TFL: 2.0, at Tulane (8/29/19)
 Sacks: 1.5, at Charlotte (11/17/18)
 QB Hurries: 3, at Marshall (11/30/19)
 FR: 1, at WKU (11/24/17)

NOTABLES

Has played in 41 games in 4 seasons at FIU.
 Played in 13 games in '19 and 13 in '18.
 Racked up 41 tackles in '19, which was first among FIU DL for the year.
 Changed number from 94 to 5 in offseason



Daniel JACKSON **10**
 LB | 6-2 | 228 | Sr.
 Apex, N.C.
 Middle Creek HS

CAREER HIGHS

Tackles: 5 (x3), Last: vs. Texas State (9/11/21)
 Sacks: 2, vs. Texas State (9/11/21)
 PBU: 1, vs. Miami (11/23/19)

NOTABLES

Played in all five games, collecting 10 tackles.
 Played 13 games in '19, making three starts.
 Collected 25 tackles, with 17 being solos.
 Blocked a field goal against ODU in '19.
 Has played every single game while at FIU.



Josh POWELL **11**
 LB | 6-6 | 267 | Sr.
 Riviera Beach, Fla.
 Suncoast HS

CAREER HIGHS

Tackles: 9, vs. JSU (10/23/20)
 TFLs: 1, at Liberty (9/26/20)

NOTABLES

Has played in 40 games in 4 years at FIU.
 Earned 23 tackles in '20 and 13 in '19.
 Played in all five games, starting one.
 Switched jersey number from No. 48 to No. 11 in the offseason.



Davon STRICKLAND **99**
 DL | 6-1 | 263 | R-So.
 Hollywood, Fla.
 South Broward HS

CAREER HIGHS

Tackles: 7, vs Texas State (9/11/21)
 Sacks: 1 (4x), vs Texas State (9/11/21)

NOTABLES

Rotary Lombardi Watch List member
 C-USA Watch List member
 Career-high 18 tackles in five games during the 2020 season.

PLAYER BIOS



Benny MCCRAY
DB | 6-2 | 185 | r-Jr.
Clermont, Fla.
East Ridge HS

22

CAREER HIGHS

Tackles: 5 (x2), Last vs. Texas State (9/11/21)

NOTABLES

Played in all five game in 2020, starting one
Has earned 9 tackles in only 2 games in '20.
Played 13 games in '19 and earned 18 tackles, with 13 being solos.



Jesson WALKER
DB | 6-1 | 170 | r-So.
Southwest Brevard County, Fla.
Rockledge HS

28

CAREER HIGHS

Tackles: 3 (x2), vs. Texas State (9/11/21)
Pass breakups: 1, vs. MTSU (10/10/20)

NOTABLES

Played in all five games in 2020 with five tackles.
Best performance came against Middle Tennessee (10/10), after earning two tackles and a pass breakup.



Dorian HALL
DB | 6-4 | 190 | R-Jr.
Hollywood, Fla.
South Broward HS

0

CAREER HIGHS

Tackles: 9, vs. FAU (11/3/18)
TFLs: 1.0 (3x), last vs. Toledo (12/21/18)
PBUs: 1 (2x), vs. Texas State (9/11/21)
INTs: 1 (4x), last vs WKU (9/7/19)
Fumbles Forced: 1, vs. FAU (11/3/18)

NOTABLES

Played and started in all five games in 2020.
Collected 24 tkls with 18 solo in 2020.
Earned 43 tkls in 2019, with 33 being solos.
5 PBU, 2 QB hurries and 1 INT in 2019.
Has played in all 31 games at FIU.



Richard DAMES
DB | 5-11 | 185 | Sr.
Miami, Fla.
Booker T. Washington HS

3

CAREER HIGHS

Tackles: 11, at Louisiana Tech (9/20/19)
TFLs: 2.0, at Louisiana Tech (9/20/19)
PBUs: 2, at Louisiana Tech (9/20/19)
INTs: 2, vs. Marshall (11/24/18)

NOTABLES

Played and started in all five of FIU's games in 2020 at safety.
Named to 2020 All-CUSA HM Team.
Played in and starte d13 games in '19.
His 2 INTs vs. Marshall in '18 tied a FIU record.
Twin is Rishard Dames.



Rishard DAMES
DB | 6-4 | 190 | R-Jr.
Hollywood, Fla.
South Broward HS

4

CAREER HIGHS

Tackles: 10, at FAU (11/9/19)
TFLs: 2.0, vs. ODU (11/9/19)
PBUs: 2, at Arkansas State (12/21/19)
INTs: 1 (7x), last vs. Middle Tenn. (10/10/20)
TDs: 1, vs WKU (9/7/19)
Fumbles Rec: 1, vs. Toledo (12/21/18)

NOTABLES

Played and started in all five of FIU's games in 2020 with 26 tackles.
Finished '19 with 59 tackles, ranking fourth on the team and earned team-high 4 INTs.
Played 13 games in '18, logged 2 INTs.



Josh TURNER
DB | 6-0 | 188 | R-Jr.
Delray Beach, Fla.
American Heritage/Iowa

7

CAREER HIGHS

Tackles: 8, vs. JSU (10/23/20)
INTs: 1, vs. Middle Tenn. (10/10/20)
TFLs: 1.0 (3x), last vs. LIU (9/2/21)
PBUs: 2, vs. Middle Tenn. (10/10/20)

NOTABLES

Played and started all five games for FIU in 2020.
Earned first career INT vs. MTSU
Collected career-high 6 tackles vs. MTSU.
Played 10 games in first season at FIU after he transferred from Iowa.
Collected 16 tackles, with 15 being solos.
Played one season at Iowa, logging time in 11 games for the Hawkeyes.



Chase GABRIEL
K | 5-11 | 180 | Fr.
Brunswick, Ga.
Glynn Academy

37

CAREER HIGHS

Made FG: 2 (2x), Last: LIU (9/2/21)
FG Att: 2 (2x), Last: LIU (9/2/21)
Long: 45, LIU (9/2/21)

NOTABLES

Played in all five games for FIU as a true freshman in 2020.
Connected on 3-of-4 field goals and 11-of-12 PATs.



TOMMY HEATHERLY
P | 5-11 | 210 | Sr.
Grove, Okla.
Grove HS/NE OK A&M

1

CAREER HIGHS

Punts: 7, vs WKU (9/7/19)
Punt Yards: 316, vs WKU (9/7/19)
Punt Long: 69, vs JSU (10/23/20)
Punt Avg (Min. 3): 50.3, at LA Tech (9/20/19)

NOTABLES

Earned a 44.38 average, with 10 punts over 50 yards in only 32 attempts.
The 44.38 average ranks as the best in FIU history.
The 69-yard punt against JSU ranks as the fourth-longest in FIU history.
2021 Ray Guy Watch List member.

2021 COMBINED STATS



2021-22 FIU Football Combined Team Statistics All games

Page 1/3
as of Sep 21, 2021

Team Results

Date	Opponent		Score	Att.
09/02/2021	LIU	W	48-10	0
09/11/2021	Texas St.	Lot1	17-23	0
09/18/2021	at Texas Tech	L	21-54	50118

Game Records

Record	Overall	Home	Away	Neutral
ALL GAMES	1-2	1-1	0-1	0-0
CONFERENCE	0-0	0-0	0-0	0-0
NON-CONFERENCE	1-2	1-1	0-1	0-0

Rushing

Player	gp	att	gain	loss	net	avg	td	lg	avg/g
D'vonte Price	3	43	331	4	327	7.6	4	68	109.0
Lexington Joseph	3	12	61	1	60	5.0	0	17	20.0
Shaun Peterson Jr.	3	17	62	3	59	3.5	1	14	19.7
EJ Wilson Jr.	3	5	43	0	43	8.6	0	19	14.3
Maleek Williams	1	3	26	0	26	8.7	0	17	26.0
Nate Jefferson	3	3	19	0	19	6.3	0	13	6.3
Grayson James	2	3	11	3	8	2.7	0	11	4.0
Max Bortenschlager	3	8	16	26	-10	-1.3	0	8	-3.3
Team	3	3	0	18	-18	-6.0	0	0	-6.0
Total	3	97	569	55	514	5.3	5	68	171.3
Opponents	3	117	489	45	444	3.8	4	20	148.0

Passing

Player	gp	effic	comp-att-int	pct	yds	td	lg	avg/g
Max Bortenschlager	3	152.5	43-78-2	55.1	716	6	69	238.7
Grayson James	2	83.6	2-4-0	50.0	16	0	10	8.0
Total	3	149.1	45-82-2	54.9	732	6	69	244.0
Opponents	3	146.7	61-99-0	61.6	767	6	74	255.7

Receiving

Player	gp	no.	yds	avg	td	lg	avg/g
Bryce Singleton	3	13	180	13.8	1	54	60.0
Tyrese Chambers	3	9	217	24.1	2	43	72.3
Rivaldo Fairweather	3	6	104	17.3	1	34	34.7
Randall St. Felix	3	4	54	13.5	0	39	18.0
Nate Jefferson	3	4	27	6.8	1	10	9.0
D'vonte Price	3	2	24	12.0	0	20	8.0
Kris Mitchell	3	2	15	7.5	0	10	5.0
Sterling Palmer	3	1	19	19.0	0	19	6.3
Lexington Joseph	3	1	13	13.0	0	13	4.3
Kamareon Williams	3	1	6	6.0	0	6	2.0
EJ Wilson Jr.	3	1	69	69.0	1	69	23.0
Artez Hooker	2	1	4	4.0	0	4	2.0
Total	3	45	732	16.3	6	69	244.0
Opponents	3	61	767	12.6	6	74	255.7

Team Statistics

	FIU	OPP
First Downs	53	67
Rushing	18	28
Passing	29	35
Penalty	6	4
Rushing Yardage	514	444
Rushing attempts	97	117
Average per rush	5.3	3.8
Average per game	171.3	148.0
TDs Rushing	5	4
Passing Yardage	732	767
Comp-Att-Int	45-82-2	61-99-0
Average per pass	8.9	7.7
Average per catch	16.3	12.6
Average per game	244.0	255.7
TDs Passing	6	6
Total offense	1246	1211
Average per play	7.0	5.6
Average per game	415.3	403.7
Kick returns: #-Yards	5-67	10-138
Punt returns: #-Yards	6-49	8-39
Int returns: #-Yards	0-0	2-98
Fumbles-Lost	4-3	0-0
Penalties-Yards	19-175	22-210
Punts-Avg	17-46.4	20-37.5
Time of possession / game	26:04	33:53
3rd-down conversion	15/37	19/46
4rd-down conversion	0/0	2/2

Interceptions

Player	no.	yds	avg	td	lg
Total	0	0	0.0	0	0
Opponents	2	98	49.0	1	72

2021 COMBINED STATS



2021-22 FIU Football Combined Team Statistics All games

Page 2/3
as of Sep 21, 2021

Field Goals

Player	fg	pct.	01-19	20-29	30-39	40-49	50-99	lg	blk
Chase Gabriel	3-4	75.0	1-1	1-1	0-1	1-1	0-0	45	0
Opponents	4-5	80.0	0-0	3-3	0-1	1-1	0-0	48	0

Scoring

Player	td	fg	PAT					dxp	saf	pts
			kick	rush	rcv	pass				
D'vonte Price	4	-	-	-	-	-	-	-	-	24
Chase Gabriel	-	3-4	11-11	-	-	-	-	-	-	20
Tyrese Chambers	2	-	-	-	-	-	-	-	-	12
Shaun Peterson Jr.	1	-	-	-	-	-	-	-	-	6
Bryce Singleton	1	-	-	-	-	-	-	-	-	6
Nate Jefferson	1	-	-	-	-	-	-	-	-	6
Rivaldo Fairweather	1	-	-	-	-	-	-	-	-	6
EJ Wilson Jr.	1	-	-	-	-	-	-	-	-	6
Total	11	3-4	11-11	0	0	0	0	0	0	86
Opponents	11	4-5	9-10	0	0	0	0	0	0	87

Score by Periods

Team	1st	2nd	3rd	4th	OT	TOT
FIU	28	21	27	10	0	86
Opponents	14	41	9	17	6	87

Punting

Player	no.	yds	avg	lg	tb	fc	i20	50+	blk
Tommy Heatherly	15	712	47.5	68	2	2	3	4	0
Team	2	76	38.0	0	0	1	2	0	0
Total	17	788	46.4	68	2	3	5	4	0
Opponents	20	750	37.5	51	1	10	4	3	0

Punt Returns

Player	no.	yds	avg	td	lg
Rishard Dames	3	18	6.0	0	13
Bryce Singleton	3	31	10.3	0	22
Total	6	49	8.2	0	22
Opponents	8	39	4.9	0	17

Kick Returns

Player	no.	yds	avg	td	lg
Lexington Joseph	3	52	17.3	0	21
Kamareon Williams	1	7	7.0	0	7
EJ Wilson Jr.	1	8	8.0	0	8
Total	5	67	13.4	0	21
Opponents	10	138	13.8	0	23

All Purpose

Player	g	rush	rcv	pr	kr	ir	total	avg/g
D'vonte Price	3	327	24	0	0	0	351	117.0
Tyrese Chambers	3	0	217	0	0	0	217	72.3
Bryce Singleton	3	0	180	31	0	0	211	70.3
Lexington Joseph	3	60	13	0	52	0	125	41.7
EJ Wilson Jr.	3	43	69	0	8	0	120	40.0
Rivaldo Fairweather	3	0	104	0	0	0	104	34.7
Shaun Peterson Jr.	3	59	0	0	0	0	59	19.7
Randall St. Felix	3	0	54	0	0	0	54	18.0
Nate Jefferson	3	19	27	0	0	0	46	15.3
Maleek Williams	1	26	0	0	0	0	26	26.0
Sterling Palmer	3	0	19	0	0	0	19	6.3
Rishard Dames	3	0	0	18	0	0	18	6.0
Kris Mitchell	3	0	15	0	0	0	15	5.0
Kamareon Williams	3	0	6	0	7	0	13	4.3
Grayson James	2	8	0	0	0	0	8	4.0
Artez Hooker	2	0	4	0	0	0	4	2.0
Max Bortenschlager	3	-10	0	0	0	0	-10	-3.3
Total	3	514	732	49	67	0	1362	454.0
Opponents	3	444	767	39	138	98	1486	495.3

Total Offense

Player	g	plays	rush	pass	total	avg/g
Max Bortenschlager	3	86	-10	716	706	235.3
D'vonte Price	3	43	327	0	327	109.0
Lexington Joseph	3	12	60	0	60	20.0
Shaun Peterson Jr.	3	17	59	0	59	19.7
EJ Wilson Jr.	3	5	43	0	43	14.3
Maleek Williams	1	3	26	0	26	26.0
Grayson James	2	7	8	16	24	12.0
Nate Jefferson	3	3	19	0	19	6.3
Total	3	179	514	732	1246	415.3
Opponents	3	216	444	767	1211	403.7

Team Defense

##	Player	gp	Tackles				tfl/yds	Sacks no-yds	Pass defense			Fumbles		blkd	
			ua	a	tot				int-yds	brup	qbh	fr-yds	ff	kick	saf
10	Daniel Jackson	3	9	9	18	2-8	2-8	

2021 TEAM GAME-BY-GAME



**2021-22 FIU Football
Team Game-by-Game
All games**

Page 1/1
as of Sep 21, 2021

Date	Opponent	Rushing				Receiving				Passing				Kick Returns				Punt Returns				tot off		
		no.	yds	td	lg	no.	yds	td	lg	cmp	att	int	yds	td	lg	no.	yds	td	lg	no.	yds		td	lg
09/02/2021	LIU	30	318	4	68	15	276	2	54	15	19	1	276	2	54	3	36	0	21	3	20	0	13	594
09/11/2021	Texas St.	38	141	0	23	17	259	2	39	17	34	0	259	2	39	2	31	0	19	3	29	0	22	400
09/18/2021	at Texas Tech	29	55	1	13	13	197	2	69	13	29	1	197	2	69	0	0	0	0	0	0	0	0	252
FIU		97	514	5	68	45	732	6	69	45	82	2	732	6	69	5	67	0	21	6	49	0	22	1246
Opponents		117	444	4	20	61	767	6	74	61	99	0	767	6	74	10	138	0	23	8	39	0	17	1211

FIU Averages

Games	Avg/ rush	Avg/ catch	Pass effc	KR avg	PR avg	All purpose avg/game	Total offense avg/game
3	5.3	16.3	149.1	13.4	8.2	454.0	415.3

Date	Opponent	Tackles			Sacks	Fumble	Pass Defense			blkd	PAT attempts			off				
		ua	a	total	tfl-yds	no-yds	ff	fr-yds	int-yds	qbh	brup	kick	kick	rush	rcv	saf	t/o	pts
09/02/2021	LIU	43	22	65	6.0-14	1-4	0	0-0	0-0	2	3	0	6-6	0	0	0	0	48
09/11/2021	Texas St.	43	28	71	10.0-36	5-20	0	0-0	0-0	1	4	0	2-2	0	0	0	0	17
09/18/2021	at Texas Tech	46	20	66	1.0-5	0-0	0	0-0	0-0	0	3	0	3-3	0	0	0	0	21
FIU		132	70	202	17.0-55	6-24	0	0-0	0-0	3	10	0	11-11	0	0	0	0	86
Opponents		104	58	162	6.0-31	3-26	3	3-0	2-98	11	11	0	9-10	0	0	0	23	87

Date	Opponent	Punting							Field Goals			Kickoffs						
		no.	yds	avg	long	blkd	tb	fc	50+	i20	md-att	long	blkd	no.	yds	avg	tb	ob
09/02/2021	LIU	1	48	48.0	48	0	0	0	0	1	2-2	45	0	10	540	54.0	2	0
09/11/2021	Texas St.	8	340	42.5	49	0	1	3	0	4	1-1	18	0	4	232	58.0	1	0
09/18/2021	at Texas Tech	8	400	50.0	68	0	1	0	4	0	0-1	0	0	4	260	65.0	4	0
FIU		17	788	46.4	68	0	2	3	4	5	3-4	45	0	18	1032	57.3	7	0
Opponents		20	750	37.5	51	0	1	10	3	4	4-5	48	0	17	1015	59.7	8	0

2021 DEFENSIVE STATS



**2021-22 FIU Football
Overall Defense Statistics
All games**

Page 1/1
as of Sep 21, 2021

Team Defense

##	Player	gp	Tackles				tfl/yds	Sacks no-yds	Pass defense			Fumbles		blkd	
			ua	a	tot				int-yds	brup	qbh	fr-yds	ff	kick	saf
3	Richard Dames	3	14	4	18	1-2	
10	Daniel Jackson	3	9	9	18	2-8	2-8	
53	Tevin Jones	3	8	6	14	.	.	.	2	
9	Jamal Gates	3	9	4	13	2-8	1-6	
45	Rocky Jacques-Louis	3	6	6	12	1-0	1-0	
4	Rishard Dames	3	9	3	12	1-7	.	.	5	
0	Dorian Hall	3	4	7	11	.	.	.	1	
22	Benny McCray	3	3	8	11	0.5-0	
5	Kevin Oliver	3	6	5	11	0.5-1	.	.	.	1	
7	Josh Turner	3	10	1	11	1-3	.	.	2	
11	Josh Powell	3	8	3	11	0.5-1	
99	Davon Strickland	2	8	2	10	2.5-11	1-6	
15	Pierce Withers	2	9	1	10	1-5	
75	Rashad Colson	2	1	3	4	
44	AJ Mathis	2	4	.	4	1-2	
92	Jason Mercier	2	4	.	4	1-4	1-4	.	.	1	
28	Jesson Walker	2	3	1	4	1-2	
21	EJ Wilson Jr.	3	2	1	3	
48	Gaethan Bernadel	2	2	.	2	
8	Hal Vinson	1	2	.	2	
89	Ty Danzy	2	2	.	2	
34	Chance Coleman	1	.	1	1	
49	Shykieim Pace	1	.	1	1	
40	Demetrius Hill	1	1	.	1	
2	Eric Mitchell	1	1	.	1	
98	Savion Collins	1	.	1	1	
31	Tommy Zozus	1	1	.	1	
12	Max Bortenschlager	1	1	.	1	
29	Jamal Potts	1	1	.	1	
17	Caleb Lynum	1	.	1	1	
18	Demarcus Robinson	1	1	.	1	
46	Jakovi Bryant	1	1	.	1	1-1	
95	Jeremy Moore	1	1	.	1	
96	David Reynolds	2	.	1	1	1	
32	Maleek Williams	1	1	.	1	
91	Jeremy Passmore	1	.	1	1	
Totals		3	132	70	202	17-55	6-24	0-0	10	3	0-0	0	0	0	
Opponents		3	104	58	162	6-31	3-26	2-98	11	11	3-0	3	0	0	



2021 PLAYER GAME HIGHS



**2021-22 FIU Football
Individual Game Highs
All games**

Page 1/1
as of Sep 21, 2021

FIU - Individual Game Highs

RUSHES	23	D'vonte Price vs Texas St. (09/11/2021)
YARDS RUSHING	165	D'vonte Price vs LIU (09/02/2021)
TD RUSHES	3	D'vonte Price vs LIU (09/02/2021)
LONG RUSH	68	D'vonte Price vs LIU (09/02/2021)
PASS ATTEMPTS	34	Max Bortenschlager vs Texas St. (09/11/2021)
PASS COMPLETIONS	17	Max Bortenschlager vs Texas St. (09/11/2021)
YARDS PASSING	266	Max Bortenschlager vs LIU (09/02/2021)
TD PASSES	2	Max Bortenschlager at Texas Tech (09/18/2021)
	2	Max Bortenschlager vs Texas St. (09/11/2021)
	2	Max Bortenschlager vs LIU (09/02/2021)
LONG PASS	69	Max Bortenschlager at Texas Tech (09/18/2021)
RECEPTIONS	6	Bryce Singleton vs LIU (09/02/2021)
YARDS RECEIVING	149	Bryce Singleton vs LIU (09/02/2021)
TD RECEPTIONS	1	EJ Wilson Jr. at Texas Tech (09/18/2021)
	1	Nate Jefferson at Texas Tech (09/18/2021)
	1	Rivaldo Fairweather vs Texas St. (09/11/2021)
	1	Tyrese Chambers vs Texas St. (09/11/2021)
	1	Tyrese Chambers vs LIU (09/02/2021)
	1	Bryce Singleton vs LIU (09/02/2021)
LONG RECEPTION	69	EJ Wilson Jr. at Texas Tech (09/18/2021)
PUNTS	8	Tommy Heatherly at Texas Tech (09/18/2021)
PUNTING AVG	50.0	Tommy Heatherly at Texas Tech (09/18/2021)
LONG PUNT	68	Tommy Heatherly at Texas Tech (09/18/2021)
PUNTS INSIDE 20	2	Tommy Heatherly vs Texas St. (09/11/2021)
LONG PUNT RETURN	22	Bryce Singleton vs Texas St. (09/11/2021)
LONG KICKOFF RETURN	21	Lexington Joseph vs LIU (09/02/2021)
TACKLES	8	Daniel Jackson at Texas Tech (09/18/2021)
	8	Richard Dames vs LIU (09/02/2021)
SACKS	2	Daniel Jackson vs Texas St. (09/11/2021)
TACKLES FOR LOSS	2.5	Davon Strickland vs Texas St. (09/11/2021)

2021 TEAM GAME HIGHS



**2021-22 FIU Football
Team Game Highs
All games**

Page 1/1
as of Sep 21, 2021

FIU - Game Highs

RUSHES	38	Texas St. (09/11/2021)
YARDS RUSHING	318	LIU (09/02/2021)
YARDS PER RUSH	10.6	LIU (09/02/2021)
TD RUSHES	4	LIU (09/02/2021)
PASS ATTEMPTS	34	Texas St. (09/11/2021)
PASS COMPLETIONS	17	Texas St. (09/11/2021)
YARDS PASSING	276	LIU (09/02/2021)
YARDS PER PASS	14.5	LIU (09/02/2021)
TD PASSES	2	at Texas Tech (09/18/2021)
	2	Texas St. (09/11/2021)
	2	LIU (09/02/2021)
TOTAL PLAYS	72	Texas St. (09/11/2021)
TOTAL OFFENSE	594	LIU (09/02/2021)
YARDS PER PLAY	12.1	LIU (09/02/2021)
POINTS	48	LIU (09/02/2021)
SACKS BY	5	Texas St. (09/11/2021)
FIRST DOWNS	22	LIU (09/02/2021)
PENALTIES	8	Texas St. (09/11/2021)
PENALTY YARDS	70	Texas St. (09/11/2021)
TURNOVERS	3	Texas St. (09/11/2021)
PUNTS	8	at Texas Tech (09/18/2021)
	8	Texas St. (09/11/2021)
PUNTING AVG	50.0	at Texas Tech (09/18/2021)
LONG PUNT	68	at Texas Tech (09/18/2021)
PUNTS INSIDE 20	4	Texas St. (09/11/2021)
LONG PUNT RETURN	22	Texas St. (09/11/2021)

THE LAST TIME IT HAPPENED...

RUSHING

Individual with 25-30 rushing attempts:
 FIU: Alex Gardner (27) - Florida Atlantic 10/1/16
 Opp: Josh Samuel (25) - vs Jacksonville State 10/23/20

Individual with 31 or more rushing attempts:
 FIU: Ben West (34) - Florida A&M 10/1/05
 Opp: James Conner (31) - Pittsburgh 9/13/14

Individual rushed for 100-149 yards:
 FIU: D'vonte Price (111) - vs Texas State 9/11/21
 Opp: Asher O'Hara (120) - vs MTSU 10/10/20

Individual rushed for 150-199 yards:
 FIU: D'vonte Price (165) - vs Long Island 9/2/21
 Opp: Malcolm Davidson (153) - at Florida Atlantic 11/9/19

Individual rushed for 200+ Yards:
 FIU: Ben West (214) - Florida A&M 10/1/05
 Opp: Bennie Cunningham (230) - Middle Tennessee 10/13/12

Individual with 100 rush and receiving yards:
 FIU: Kedrick Rhodes (130 rush/115 rec.) - at Duke 9/1/12
 Opp: Never N/A

Two rushers with 100 yards in a game:
 FIU: Shaun Peterson (117) & D'vonte Price (112) - vs Middle Tennessee 10/10/20
 Opp: Josh Samuel (163) & Uriah West (116) - vs Jacksonville State 10/23/20

Three rushers with 100 yards in a game:
 FIU: Darriet Perry (186), T.Y. Hilton (158), Darian Mallary (118) - at Troy 11/13/10
 Opp: Asher O'Hara (159), Jayy McDonald (138) & Terelle West (130) - at MT 10/26/19

Team with 40 rushing attempts:
 FIU: 44 - vs Middle Tennessee 11/2/19
 Opp: 44 - vs Texas State 9/11/21

Team with fewer than 25 rushing attempts:
 FIU: 24 - vs Jacksonville State 10/23/20
 Opp: 24 - vs UMass 10/4/19

Team rushed for 300+ Yards:
 FIU: 318 - vs Long Island 9/2/21
 Opp: 303 - vs Jacksonville State 10/23/20

Team held between 51-100 yards rushing:
 FIU: 55 - at Texas Tech 9/18/21
 Opp: 96 - vs Long Island 9/2/21

Team held under 50 yards rushing:
 FIU: 39 - at Charlotte 10/15/16
 Opp: 38 - vs UMass 10/4/19

Individual scored on 50+ yard run:
 FIU: D'vonte Price (68) - vs Long Island 9/2/21
 Opp: Jayy McDonald (92) - at Middle Tennessee 10/23/19

PASSING

Individual with 40 pass attempts:
 FIU: James Morgan (41) - at Louisiana Tech 9/20/19
 Opp: Asher O'Hara (41) - vs Middle Tennessee 10/10/20

Individual with 50 pass attempts:
 FIU: Alex McGough (50) - Old Dominion 11/11/17
 Opp: Layne Hatcher (51) - vs Arkansas State 12/21/19

Individual with 60 pass attempts:
 FIU: Never N/A
 Opp: Ben Dougherty (60) - vs. Florida A&M 11/27/04

Individual completed 25 passes:
 FIU: James Morgan (29) - at Louisiana Tech 9/20/19
 Opp: Tyler Shough (26) - at Texas Tech 9/18/21

Individual completed 30 passes:
 FIU: Alex McGough (35) - Old Dominion 11/11/17
 Opp: Andrew Ford (34) - UMass 12/2/17

Individual passed for 300-399 yards:
 FIU: James Morgan (312) - vs Arkansas State 12/21/19
 Opp: Tyler Shough (399) - at Texas Tech 9/18/21

Individual passed for 400+ yards:
 FIU: Paul McCall (400) - at Florida Atlantic (OT) 11/29/08
 Opp: Graham Wilbert (403) - at Florida Atlantic 11/16/12

Individual threw three (3) touchdowns:
 FIU: James Morgan (3) - at UTSA 11/10/18
 Opp: Eli Peters (3) - vs Toledo 12/21/18

Individual threw four (4) touchdowns:
 FIU: James Morgan (4) - UAPB 9/29/18
 Opp: Tyler Shough (4) - at Texas Tech 9/18/21

Individual threw five (5) touchdowns:
 FIU: Never N/A
 Opp: Dalton Williams (5) - Akron 9/8/12

Team with less than 10 pass attempts:
 FIU: 9 - at Louisville 9/21/13
 Opp: 7 - at UTEP 11/16/13

Team with less than five (5) pass completions:
 FIU: 4 - at Louisville 9/21/13
 Opp: 3 - at UTEP 11/16/13

Team had less than 50 yards passing:
 FIU: 27 - at Louisville 9/21/13
 Opp: 25 - at Middle Tennessee 10/26/19

Individual threw for a 60-69-yard touchdown:
 FIU: Max Bortenschlager to EJ Wilson Jr (69) - at Texas Tech 9/18/21
 Opp: Driphus Jackson to James Mayden (69) - Rice 11/1/14

Individual threw for a 70-yard+ touchdown:
 FIU: James Morgan to Maurice Alexander (76) - UAPB 9/29/18
 Opp: Max Brosmer to Dylan Laube (86) - at Florida Atlantic 9/14/19

RECEIVING

Individual caught 10 passes:
 FIU: Austin Maloney (10) - vs Arkansas State 12/21/19
 Opp: Deon-Tay McManus (10) - Marshall 11/19/16

Individual had 100 yards receiving:
 FIU: Bryce Singleton (149) - vs Long Island 9/2/21
 Opp: Kaylon Geiger (121) - at Texas Tech 9/18/21

Two individuals with 100 yards receiving in a game:
 FIU: Glenn Coleman (115) and Willis Wright (109) - Middle Tenn. 10/13/12
 Opp: Richie James (127) and Ty Lee (100) - Middle Tennessee 10/29/15

TOTAL OFFENSE

Team gained 500 total yards:
 FIU: 594 - vs Long Island (318 Rushing, 276 Passing) 9/2/21
 Opp: 584 - at Texas Tech (177 rush, 407 pass) 9/18/21

Team gained 600 total yards:
 FIU: 613 - UAPB (220 rush, 393 pass) 9/29/18
 Opp: 615 - at Kansas (224 rush, 391 pass) 9/22/07

Team gained between 100-200 total yards:
 FIU: 189 - WKU (80 rush, 109 pass) 9/24/16
 Opp: 115 - vs UMass (38 rush, 77 pass) 10/4/19

Team gained less than 100 total yards:
 FIU: 27 - at Louisville 9/21/13
 Opp: Never N/A

FIRST DOWNS

Team had 25 first downs:
 FIU: 26 - vs Charlotte 10/12/19
 Opp: 31 - at Texas Tech 9/18/21

Team had less than 10 first downs:
 FIU: 6 - vs Jacksonville State 10/23/20
 Opp: 5 - vs UMass 10/4/19

THE LAST TIME IT HAPPENED...

PUNTING

Team punted at least 10 times:
 FIU: 10 - at UAB 9/27/14
 Opp: 10 - N.C. Central 9/19/15

Team did not punt:
 FIU: Never (1, several, last vs Long Island) 9/2/21
 Opp: vs Florida Atlantic 11/3/18

Individual recorded a +50-yard punt:
 FIU: Tommy Heatherly (55) - vs Middle Tennessee 10/10/20
 Opp: Austin McNamara (50) - at Texas Tech 9/18/121

Individual recorded a +60-yard punt:
 FIU: Tommy Heatherly (68) - at Texas Tech 9/18/21
 Opp: Lou Hedley (61) - vs Miami 11/23/19

Individual recorded a +70-yard punt:
 FIU: Stone Wilson (71) - at Florida Atlantic 11/18/17
 Opp: Kyle Ulbrich (75) - vs Middle Tennessee 10/10/20

Individual blocked a punt:
 FIU: Kenyatta Anderson - Charlotte 11/7/15
 Opp: Mar Drayton - vs Marshall 11/24/18

TURNOVERS

Individual threw three (3) interceptions:
 FIU: Alex McGough (3) - Indiana 9/1/16
 Opp: Jarren Williams (3) - vs Miami 11/23/19

Individual with two (2) interceptions:
 FIU: Richard Dames - vs Marshall 11/24/18
 Opp: Wiley Green - vs Rice 10/20/18

Team had four (4) turnovers:
 FIU: 4 (4 fumbles) - at Middle Tennessee 10/26/19
 Opp: 4 (4 INTs/0 fumbles) - at UTSA 11/10/18

Team had five (5) turnovers:
 FIU: 5 (2 INTs/3 fumbles) - at UTSA 10/11/14
 Opp: 5 (3 INTs/2 fumbles) - Middle Tennessee 11/15/14

Team had six (6) turnovers:
 FIU: 7 (5 INTs/2 fumbles) - at Arkansas 10/27/07
 Opp: 6 (4 INTs/2 fumbles) - at UAB 9/27/14

Team lost three (3) fumbles:
 FIU: 3 - at UCF 8/31/17
 Opp: 3 - Western Kentucky 11/24/14

Team lost six (6) fumbles:
 FIU: 6 - North Texas 10/15/05
 Opp: Never (High of 4 - twice - last Wagner) 9/6/14

Team recovered an onside kick:
 FIU: 1 - at WKU 10/27/18
 Opp: 1 - at Louisiana Tech 9/20/19

PENALTIES

Team was penalized more 10 times:
 FIU: 15 - Liberty 9/26/20
 Opp: 10 - vs Arkansas State 12/21/19

Team was not penalized:
 FIU: Never (Record low 2 - at Troy) 10/18/03
 Opp: vs Rice 10/20/18

SCORING

Individual scored three touchdowns:
 FIU: D'vonte Price (3, all rushing) - vs Long Island 9/2/21
 Opp: Malcolm Davidson (3, all rushing) - at Florida Atlantic 11/9/19

Individual scored four touchdowns:
 FIU: Anthony Jones (4, Three rushing, one receiving) - vs Charlotte 10/12/19
 Opp: Asher O'Hare (4, two rushing, two passing) - vs Middle Tennessee 10/10/20

Individual caught two touchdown passes:
 FIU: Anthony Jones (2) - at Charlotte 11/17/18
 Opp: Jon'Vea Johnson (2) - vs Toledo 12/21/18

Individual caught three touchdown passes:
 FIU: Bryce Singleton (3) - UMass 12/2/17
 Opp: Austin Duke (3) - Charlotte 11/7/15

Individual rushed for three touchdowns:
 FIU: Anthony Jones (3) - vs Charlotte 10/12/19
 Opp: Malcolm Davidson (3) - at Florida Atlantic 11/9/19

Individual kicked three field goals:
 FIU: Jose Borregales - vs Miami 11/23/19
 Opp: Vladimir Rivas - at Florida Atlantic 11/9/19

Individual kicked four or more field goals:
 FIU: Jose Borregales (4) - vs Arkansas State 12/21/19
 Opp: Alen Karajic (5) - vs Jacksonville State 10/23/20

Individual kicked a 50-yard field goal:
 FIU: Jose Borregales (52) - vs Arkansas State 12/21/19
 Opp: Greg Joseph (50) - Florida Atlantic 10/1/16

Individual returned a kickoff for a touchdown:
 FIU: Lexington Joseph (100 yards) 9/26/20
 Opp: Carlos Henderson (92 yards) - LA Tech 10/22/16

Individual returned a punt for a touchdown:
 FIU: Maurice Alexander (90 yards) - vs UMass 10/4/19
 Opp: Deandre Reaves (69 yards) - at Marshall 11/14/15

Individual returned an interception for a touchdown:
 FIU: Rishard Dames (80 yards) - vs WKU 9/7/19
 Opp: Marquis Waters (72 yards) - at Texas Tech 9/18/19

Individual returned a fumble for a touchdown:
 FIU: Sage Lewis (61 yards) - at Charlotte 11/17/18
 Opp: Andrew Power (29 yards) - North Texas 9/1/11

Individual recovered a fumble in end zone for a TD:
 FIU: Chance Attaway - at Middle Tennessee 9/29/07
 Opp: Ryan Downing - North Texas 9/1/11

Individual returned/recovered a blocked punt for a TD:
 FIU: Kenyatta Anderson (23 yards) - Charlotte 11/7/15
 Opp: Mar Drayton (0 yards) - vs Marshall 11/24/18

Individual returned/recovered a blocked FG for a TD:
 FIU: Never
 Opp: Ross Cockrell (75 yards) - Duke 9/1/12

Individual returned a blocked PAT for a touchdown:
 FIU: Zach Davis - vs. Florida A&M 11/27/04
 Opp: Never

Team scored a two-point conversion:
 FIU: vs Marshall (M. Alexander pass to C. Alexander) 11/24/18
 Opp: vs Toledo (Eli Peters pass to Cody Thompson) 12/21/18

Team scored a safety:
 FIU: vs UTEP 10/19/19
 Opp: at UCF 8/31/17

Team recorded a shutout:
 FIU: vs UMass (44-0) 10/4/19
 Opp: at Marshall (52-0) 11/14/15

Team scored 28 points in a quarter:
 FIU: 28 (2nd) - UMass 9/15/18
 Opp: 28 (2nd) - at Texas Tech 9/18/21

Team scored 40 points in a half:
 FIU: 42 (1st) - vs UMass 9/15/18
 Opp: 40 (1st) - at Maryland 8/31/13

INDIVIDUAL RECORD HOLDERS

SINGLE-GAME RECORDS

Record	No.	Player vs. Opp.	Date
Rush Att.	37	Rashod Smith vs. Stephen F. Austin	10/9/04
Rush Net Yards	262	Rashod Smith vs. Jacksonville	10/31/02
APR (10 rush)	13.4	Kaylan Wiggins vs. New Hampshire	9/14/19
Rush TDs	4	Rashod Smith at NMSU	10/30/04
Long Rush	89	Rashod Smith vs. Jacksonville	10/31/02
Pass Att.	58	Wes Carroll at Maryland	9/25/10
Pass Comp.	35	Alex McGough vs. ODU (tied)	11/11/17
Pass % (10 att)	90.0%	EJ Hilliard vs. Louisville	9/22/12
Pass Yards	414	James Morgan at LA Tech	9/20/19
Pass YPA	24.4	James Morgan vs. UAPB	9/29/18
Pass YPC	37.9	James Morgan vs. UAPB	9/29/18
Pass TDs	4	James Morgan vs. UAPB (tied)	9/29/18
Pass INT	5	Wayne Younger at Arkansas	10/27/07
Pass Eff.	363.2	James Morgan vs. UAPB	9/29/18
Long Pass	89	Josh Padrick at Maryland	9/23/06
Most Rec.	12	T.Y. Hilton at Akron	10/8/11
Rec. Yards	201	T.Y. Hilton at Louisville	9/9/11
AVC (3 rec.)	48.3	T.Y. Hilton at North Texas	10/4/08
Rec TD	3	Bryce Singleton vs. UMass (tied)	12/2/17
Long Rec.	89	Samuel Smith at Maryland	9/23/06
Total Off. Yds	421	James Morgan at LA Tech	9/20/19
All-Purpose Yds	295	T.Y. Hilton at ULL	11/1/08
Most Points	24	Anthony Jones vs. Charlotte (tied)	10/12/19
Most TDs	4	Anthony Jones vs. Charlotte (tied)	10/12/19
XP Made	9	Jose Borregales vs. UMass (tied)	9/15/18
XP Att.	9	Jose Borregales vs. UMass (tied)	9/15/18
Most Pts Kick	16	Dustin Rivest vs. Ark. State	11/8/08
FG Made	5	Dustin Rivest vs. Ark. State	11/8/08
FG Att.	7	Dustin Rivest vs. Ark. State (tied)	11/8/08
Long FG Made	53	Jose Borregales vs. Miami (tied)	11/23/19
Most Punts	11	Chris Cook at Penn State	9/1/07
Yards Punting	456	Chris Cook vs. Troy	10/6/07
Punt Avg (3 punts)	52.2	Stone Wilson at FAU	11/18/17
Downed in 20	5	Carlos Munera at Troy	10/18/08
Longest Punt	71	Stone Wilson at FAU (tied)	11/18/17
Long Punt Ret.	97	T.Y. Hilton vs. Florida Atlantic	11/12/11
Long Kick Ret.	100	Richard Leonard at Florida Atlantic	11/16/12
	100	Lexington Joseph at Liberty	9/26/20
Most Punt Ret.	5	Maurice Alexander vs. UMass (tied)	9/15/18
Punt Ret. Yds	148	Richard Leonard vs. Bethune-Cookman	8/30/14
Punt Ret. Avg. (2 ret.)	70.0	Maurice Alexander vs. UMass	10/5/19
Most Kick Ret.	8	Lionell Singleton vs. Florida Atlantic	11/24/07
Kick Ret. Yds	255	Lexington Joseph at Liberty	9/26/20
Kick Ret. Avg.	60.0	T.Y. Hilton at Alabama	9/12/09
Most Tackles	21	John Haritan at Youngstown State	9/11/04
Most TFL	5.5	Mike Wakefield vs. Charlotte (tied)	11/7/15
Most Sacks	4.0	Mike Wakefield vs. Charlotte (tied)	11/7/15
Most INT	2	Richard Dames vs. Marshall (tied)	11/24/18
Long INT Ret.	82	Marshall McDuffie vs. Florida Atlantic	11/26/05
Pass Breakup	4	Sage Lewis at UTSA (tied)	11/9/18
Long Fum. Ret.	100	Richard Leonard vs. Florida Atlantic	10/2/14
Most Fum Ret.	1	Sage Lewis at Charlotte (tied)	11/17/18
Fum. Rec.	2	Anthony Wint vs. UMass (tied)	12/2/17
Fum. Forced	2	Johnathan Cyprien at Texas A&M (tied)	9/18/10
Blocked Kicks	1	Brad Muhammad vs. UMass (tied)	12/2/17

SEASON RECORDS

Record	No.	Player	Year
Rush Att.	233	Kendrick Rhodes	2011
Rush Net Yards	1,159	Kendrick Rhodes	2011
APR (50 att)	6.22	D'Vonte Price	2018
Rush TDs	16	Darriet Perry	2010
RPG (5 games)	113.3	Rashod Smith	2004
Pass Att.	420	Alex McGough	2015
Pass Comp.	269	Alex McGough	2015
Pass % (200 att)	65.4%	Alex McGough	2017
Pass Yards	2,798	Alex McGough	2017
Pass YPA	8.4	James Morgan	2018
Pass YPC	14.0	Jake Medlock (tied)	2012
Pass TDs	26	James Morgan	2018
Pass INT	17	Wayne Younger	2007
Pass Eff.	157.6	James Morgan	2018
Most Rec.	72	T.Y. Hilton	2011
Rec. Yards	1,038	T.Y. Hilton	2011
APC (25 rec.)	25.3	Willis Wright	2012
CPG (5 games)	6.70	Chandler Williams	2006
Rec TD	8	Thomas Owens (tied)	2015
Total Off. Yds	3,029	Alex McGough	2017
All-Purpose Yds	2,163	T.Y. Hilton	2008
Most Points	102	Jack Griffin	2011
Most TDs	16	Darriet Perry (non-QB)	2010
XP Made	54	Jose Borregales	2018
XP Att.	55	Jose Borregales	2018
FG Made	22	Jack Griffin	2011
FG Att.	29	Jose Borregales	2019
Most Punts	75	Chris Cook	2007
Yards Punting	3,092	Carlos Munera	2009
Punt Avg (40 att)	44.02	Stone Wilson	2018
Most Punt Ret.	24	Greg Moss	2003
Punt Ret. Yds	309	Richard Leonard	2014
PRA (5 ret.)	23.77	Richard Leonard	2014
Punt Ret. TD	1	Maurice Alexander (tied)	2018
Most Kick Ret.	48	Lionell Singleton	2007
Kick Ret. Yds	1,119	Lionell Singleton	2007
KRA (5 ret.)	30.44	T.Y. Hilton	2011
Kick Ret. TD	2	T.Y. Hilton	2010
Most Tackles	132	Sage Lewis	2018
Solos	83	Sage Lewis	2018
Assisted	60	Lance Preston	2003
Most TFL	22.5	Antwan Barnes	2006
Most Sacks	9.5	Jarvis Wilson (tied)	2010
QB Hurries	7	AJ Johnson	2018
Most INT	5	Richard Leonard (tied)	2014
INT TD	2	Rocky Jacques-Louis (tied)	2018
Pass Breakup	11	Anthony Gaitor (tied)	2008
Fum. Rec.	4	Richard Leonard (tied)	2014
Fum. Forced	4	Mike Wakefield (tied)	2015
Blocked Kicks	2	Isame Faciane (tied)	2013

INDIVIDUAL RECORD HOLDERS

CAREER RECORDS

Record	No.	Player	Years
Rush Att.	685	Alex Gardner	2014-17
Rush Net Yards	3,063	Alex Gardner	2014-17
APR (100 att.)	6.58	D'Vonte Price	2017-present
Rush TDs	27	Darriet Perry	2008-11
YPG (25 games)	87.8	Rashod Smith	2002-04
Pass Att.	1,479	Josh Padrick	2002-06
Pass Comp.	820	Josh Padrick	2002-06
Pass % (200 att.)	65.3%	James Morgan	2018-19
Pass Yards	9,237	Josh Padrick	2002-06
Pass YPA	7.9	James Morgan (tied)	2018-19
Pass YPC	13.7	Jamie Burke	2002-05
Pass TDs	65	Alex McGough	2014-17
Pass INT	50	Josh Padrick	2002-06
Pass Eff.	143.4	James Morgan	2018-19
Most Rec.	229	T.Y. Hilton	2008-11
Rec. Yards	3,531	T.Y. Hilton	2008-11
APC (50 rec.)	16.29	Glenn Coleman	2010-14
CPG (25 games)	4.95	Chandler Williams	2003-06
Rec TD	24	T.Y. Hilton	2008-11
Total Off. Yds	9,626	Alex McGough	2014-17
All-Purpose Yds	7,498	T.Y. Hilton	2008-11
Most Points	281	Jose Borregales (non-QB)	2017-19
Most TDs	37	T.Y. Hilton (non-QB)	2008-11
XP Made	131	Jose Borregales (non-QB)	2017-19
XP Att.	134	Jose Borregales (non-QB)	2017-19
XP % (90 att.)	98.9%	Jose Borregales	2017-19
FG Made	50	Jose Borregales	2017-19
FG Att.	65	Jose Borregales	2017-19
FG % (20 att.)	77.4%	Jack Griffin	2009-12
Most Punts	203	Stone Wilson	2015-18
Yards Punting	8,225	Stone Wilson	2015-18
Punt Avg (150 att)	40.52	Stone Wilson	2015-18
Most Punt Ret.	49	T.Y. Hilton	2008-11
Punt Ret. Yds	614	T.Y. Hilton	2008-11
PRA (20 ret.)	16.24	Maurice Alexander	2016-19
Punt Ret. TD	2	Richard Leonard (tied)	2011-15
Most Kick Ret.	105	T.Y. Hilton	2008-11
Kick Ret. Yds	2,855	T.Y. Hilton	2008-11
KRA (20 ret.)	27.44	Greg Moss	2002-04
Kick Ret. TD	4	T.Y. Hilton	2008-11
Most Tackles	365	Johnathan Cyprien	2009-12
Solos	213	Johnathan Cyprien	2009-12
Assisted	166	Scott Bryant	2006-09
Most TFL	57.5	Antwan Barnes	2003-06
Most Sacks	21.5	Antwan Barnes	2003-06
QB Hurries	13	Greg Gickman	2010-13
Most INT	16	Nick Turnbull	2002-05
INT TD	3	Anthony Gaitor	2007-10
Pass Breakup	28	Richard Leonard	2011-15
Fum. Rec.	7	Anthony Wint (tied)	2014-17
Fum. Forced	8	Mike Wakefield	2012-15
Blocked Kicks	3	Jonathan Faucher (tied)	2008-11