



GAME #7

at FIU Panthers

Saturday, October 23 / 6 p.m. CT

FIU Stadium / Miami, Florida

WATCH:



Play-by-Play: A.J. Ricketts
Analyst: Cam Lynch

RADIO:



Play-by-Play: Randy Lee
Analyst: Terry Obee
Sideline: Lexi Schweinert

Hilltopper Sports Network: SAM 100.7 FM & ESPN 102.7 FM

Internet Radio: www.WKUSports.tv and "Behind The Mic"

Live Stats: www.odusports.com/sidearmstats/football

WKU HILLTOPPERS (2-4, 1-1 C-USA)

DATE	OPPONENT	TIME (CT)	RESULT/TV
September			
2	UT Martin	7 p.m.	W, 59-21
11	at Army	10:30 a.m.	L, 35-38
18	BYE WEEK		
25	Indiana	7 p.m.	L, 31-33
October			
2	at #16/17 Michigan St.	6:40 p.m.	L, 31-48
9	UTSA*	6 p.m.	L, 46-52
16	at Old Dominion*	2:30 p.m.	W, 43-20
23	at FIU*	6 p.m.	ESPN +
30	Charlotte* (HC)	3 p.m.	ESPN +
November			
6	Middle Tennessee*	2:30 p.m.	Stadium
13	at Rice*	1 p.m.	ESPN 3/+
20	Florida Atlantic*	11 a.m.	Stadium
27	at Marshall*	2:30 p.m.	CBS SN

FIU PANTHERS (1-5, 0-2 C-USA)

DATE	OPPONENT	TIME (ET)	RESULT/TV
September			
2	Long Island	7 p.m.	W, 48-10
11	Texas State	7 p.m.	L, 17-23 (OT)
18	at Texas Tech	7 p.m.	L, 21-54
25	at Central Michigan	12 noon	L, 27-31
October			
2	at Florida Atlantic*	3:30 p.m.	L, 21-58
8	Charlotte*	7 p.m.	L, 33-45
16	BYE WEEK		
23	WKU* (HC)	7 p.m.	ESPN +
30	at Marshall*	3:30 p.m.	Stadium
November			
6	Old Dominion*	7 p.m.	ESPN 3/+
13	at Middle Tennessee*	3:30 p.m.	ESPN 3/+
20	North Texas*	7 p.m.	ESPN 3/+
27	at Southern Miss	3 p.m.	ESPN 3/+

HILLTOPPER

2021 FOOTBALL GAME NOTES PACKAGE



www.WKUSports.com



Media Contact: Bryan Fyalkowski, Associate Director of Media Relations • bryan.fyalkowski@wku.edu • 412-335-2675 • @fyalkowski
Secondary Contact: Matt Keenan, Assistant Director of Media Relations • matt.keenan@wku.edu • 814-853-6645 • @Keenan_mck3

NOTING THE GAME

WKU and FIU have played 14 times on the football field since the programs' first meeting in 2002; a 56-7 victory by the Hilltoppers in Bowling Green. In Conference USA competition, WKU claimed back-to-back victories in 2015 (63-7 in Miami) and 2016 (49-21 in Bowling Green), and then the Panthers rattled off back-to-back series wins of their own in 2017 (41-17 in Miami) and 2018 (38-17 in Bowling Green). Now, the Hilltoppers boast a two-game win streak over FIU, with a 20-14 victory in 2019 in Miami and a 38-21 win in 2020 in Bowling Green.

THE PORTAL

Of the 106 players on WKU's 2021 roster, 27 of them (25.5%) are incoming transfers. Of the 27, 15 are coming directly from FBS programs – 10 from Power Five programs and five from Group of Five teams. Of the 27, eight are from FCS programs – including four from the Houston Baptist offense. Of the 27, four are from the JuCo ranks, however three of those spent a year on Power Five teams.

ZERO TO 10,004

WKU returned zero passing yards from the 2020 season. Enter graduate transfer quarterback Bailey Zappe, whose 10,004 yards at Houston Baptist from 2017-to-2020 led all active Division I passers to begin the season. Now at 12,636 yards after 2,632 through his first six games as a Hilltopper, Zappe still tops the list, which is located on **PAGE 8**. You can also find notes on his Houston Baptist career (**PAGE 15**) and first six games at WKU (**PAGES 28-29**) in this package.

CHASING GREATNESS

Through six games, Zappe's numbers are comparable to Brandon Doughty's 2015 season in which he set WKU's all-time passing record (5,055) in 14 games, as well as Texas Tech's B.J. Symons' 2003, in which he set the FBS all-time passing record (5,833) in 13 games:

Bailey Zappe: 207-of-297 (70%) for 2,632 yards, with 26 TD and 4 INT

Brandon Doughty: 171-of-229 (75%) for 2,359 yards, with 20 TD and 3 INT

B.J. Symons: 222-of-330 (67%) for 2,954 yards, with 27 TD and 6 INT

STERNS: ALSO A STUD

Wide receiver Jerreth Sterns is also nipping at the heels of the all-time greats. Through six games, Sterns' numbers are comparable to Taywan Taylor's 2016 season in which he set all-time records (98 catches for 1,730 yards, with 17 touchdowns) in 14 games. East Carolina's Zay Jones set the FBS record with 158 receptions in 12 games in 2016, and Nevada's Trevor Insley's 2,060 yards in 11 games in 1999 is the all-time FBS mark.

Jerreth Sterns: 69 receptions for 962 yards, with 8 touchdowns

Taywan Taylor: 42 receptions for 673 yards, with 4 touchdowns

Zay Jones: 84 receptions for 840 yards, with 3 touchdowns

Trevor Insley: (In search of game-by-game stats for TI's 1999)

In his collegiate career, Sterns has 289 receptions for 2,933 yards and 26 touchdowns in 33 games played between Houston Baptist (27) and WKU (6).

KEY NUMBERS TO WATCH

438.7

Bailey Zappe leads FBS with 438.7 pass yards per game, with the next-closest being Virginia's Brennan Armstrong at 403.4 yards. Zappe is tied for the FBS lead with 26 TD's and ranks ninth with a 170.7 passing efficiency rating.

35-5

Bailey Zappe's TD-INT ratio in 11 career games against FBS teams. He has completed 360-of-551 passes (65.3%) for 4,386 yards (398.7 avg) in those 11 games. More info on **PAGE 15**.

50.5

With 2.5 TFL's at Old Dominion, DeAngelo Malone pushed his career total to 50.5. He surpassed Tony Towns (49.0) for third in WKU history. Chris Carpenter (52.0) ranks second.

ELIGIBILITY NOTE

WHEN LOOKING AT CLASS/ELIGIBILITY

Any player WKU has listed as a freshman has 4 years of playing eligibility remaining, sophomores have 3 years, etc. The only exceptions are seniors C.J. Marria, Cole Spencer and Matthew Smith, who each have 2 years of eligibility remaining.

WHERE TO FIND IT

Numerical Roster	2-3
Experience Breakdown....	4
Depth Chart.....	5
HC Tyson Helton	6
The Matchup	7
2020 Game Recap	7
Talking Points.....	8-11
Career Highs.....	12-14
Key Player Bios.....	15-17
Stats and Info	18-21
Game Recaps	22-27
Extra GxG Notes	28
Season Statistics	29-44

ALL-TIME ON OCT. 23

SCORE	W/L	OPPONENT	YEAR
54-21	W	at LA Lafayette	2010
31-9	W	vs. IN State	2004
21-28	L	vs. TN State	1999
14-41	L	at IN State	1993
21-35	L	vs. Eastern KY	1982
10-6	W	vs. Eastern KY	1976
16-7	W	at Eastern KY	1971
28-21	W	vs. Drake	1965
32-12	W	at TN Tech	1954
6-20	L	at Louisville	1948
0-38	L	at Union (TN)	1942
29-13	W	vs. Lambuth	1926
0-40	L	at Bethel (KY)	1915
6-36	L	vs. Eastern KY	1914

ALL-TIME vs. FIU

SCORE	W/L	LOCATION	DATE
38-21	W	BG, KY	11-21-20
20-14	W	Miami, FL	9-7-19
17-38	L	BG, KY	10-27-18
17-41	L	Miami, FL	11-24-17
49-21	W	BG, KY	11-5-16
63-7	W	Miami, FL	11-21-15
14-6	W	Miami, FL	10-27-12
10-9	W	BG, KY	11-6-11
21-28	L	Miami, FL	10-9-10
20-37	L	BG, KY	10-10-09
3-27	L	Miami, FL	12-6-08
35-38	L	Miami, FL	11-19-05
35-14	W	Miami, FL	11-20-04
56-7	W	BG, KY	10-12-02



ROSTER NOTES

INCOMING TRANSFERS (27)

4	Niko Cooper	DE
4	Bailey Zappe	QB
7	Adam Cofield	RB
7	Tre Shaw	DB
8	Jerreth Sterns	WR
9	Josh Sterns	WR
10	Carson Baker	QB
12	Kahlef Hailassie	DB
12	Drew Zaubi	QB
13	Miguel Edwards	DB
14	Davion Williams	DB
18	Daewood Davis	WR
20	Kaleb Oliver	DB
21	Jamale Carothers	RB
22	Ben Ratzlaff	WR
23	Kendall Abdur-Rahman	WR
31	DeAngelo Wilson	WR
35	Mike Allen	DT
36	Christian Gomez	LB
43	Michael Pitts	DE
56	Boe Wilson	OL
58	Matthew Flint	LB
74	Michael Ondelacy	OL
79	Cameron Stage	OL
81	Dane Saltarelli	TE
85	B.K. Smith	WR
99	Brodrick Martin	DT

SIXTH-YEAR PLAYERS (7)

0	Jeremy Darvin	DT
7	Adam Cofield	RB
24	Malik Staples	LB
27	Omari Alexander	DB
28	Demetrius Cain	LB
43	Michael Pitts	DE
56	Boe Wilson	OL

HAVE EARNED 4 WKU LETTERS (3)

0	Jeremy Darvin	DT
1	Antwon Kincade	DB
10	DeAngelo Malone	DE

PLAYING IN A DIVISION 1 GAME FOR A 5TH SEASON (14)

0	Jeremy Darvin	DT
1	Antwon Kincade	DB
4	Bailey Zappe	QB
7	Adam Cofield	RB
10	DeAngelo Malone	DE
11	Jaden Hunter	LB
23	Will Ignont	LB
24	Malik Staples	LB
27	Omari Alexander	DB
28	Demetrius Cain	LB
31	DeAngelo Wilson	WR
43	Michael Pitts	DE
56	Boe Wilson	OL
70	Cole Spencer	OL

#	NAME (106 TOTAL)	POS	HT	WT	CL-EXP	HOMETOWN (PREVIOUS SCHOOL/S)
0	Jeremy Darvin	DT	6-1	300	r-Sr.-4L	Nashville, Tenn. (Father Ryan HS)
1	Antwon Kincade	DB	5-11	205	Sr.-4L	Jacksonville, Fla. (Valdosta HS (Ga.))
2	A.J. Brathwaite, Jr.	DB	6-0	195	r-So.-2L	Miami, Fla. (Central HS)
2	Craig Burt, Jr.	WR	6-4	205	Jr.-1L	Columbus, Ohio (Centennial HS/Hutchinson CC)
3	Jakairi Moses	RB	5-9	195	r-So.-2L	Palm Beach, Fla. (William T. Dwyer HS)
3	Lichon Terrell	DT	6-1	290	r-So.-1L	Hogansville, Ga. (Callaway HS)
4	Niko Cooper	DE	6-5	240	r-So.-TR	Memphis, Tenn. (Douglass HS/Hutchinson CC/Nebraska)
4	Bailey Zappe	QB	6-1	220	g-Sr-TR	Victoria, Texas (Victoria East HS/Houston Baptist)
5	Nicholas Days	LB	6-3	235	r-So.-1L	Miami, Fla. (North Miami HS/Independence CC)
5	Mitchell Tinsley	WR	6-1	205	Jr.-1L	Lee's Summit, Mo. (Lee's Summit HS/Hutchinson CC)
6	Joshua Simon	TE	6-5	240	So.-2L	Dalzell, S.C. (Crestwood HS)
6	T.J. Springer	DB	6-1	190	r-Fr.-1L	Nashville, Tenn. (Maplewood HS)
7	Adam Cofield	RB	5-11	215	g-Sr.-TR	Lee's Summit, Mo. (Blue Springs South HS/North Dakota St)
7	Tre Shaw	DB	5-11	185	r-Jr-TR	Ellenwood, Ga. (Cedar Grove HS/North Carolina)
8	Jerreth Sterns	WR	5-9	195	Jr.-TR	Waxahachie, Texas (Waxahachie HS/Houston Baptist)
9	Dominique Bradshaw	DB	6-0	180	r-Jr.-1L	Dallas, Texas (Grand Prairie HS/Navarro College)
9	Josh Sterns	WR	5-8	180	Fr.-TR	Waxahachie, Texas (Waxahachie HS/Houston Baptist)
10	Carson Baker	QB	6-3	210	r-So.-TR	San Diego, Calif. (Helix HS/San Diego St)
10	DeAngelo Malone	DE	6-4	240	Sr.-4L	Atlanta, Ga. (Cedar Grove HS)
11	Malachi Corley	WR	5-11	200	Fr.-1L	Orange City, Fla. (Campbellsville HS (Ky.))
11	Jaden Hunter	LB	6-2	240	r-Jr.-2L	Atlanta, Ga. (Westlake HS/Georgia)
12	Kahlef Hailassie	DB	6-1	195	r-So.-TR	Elk Grove, Calif. (Cosumnes HS/Oregon/Independence CC)
12	Drew Zaubi	QB	6-4	225	r-So.-TR	Crestwood, Ky. (South Oldham HS/Reedley College)
13	Miguel Edwards	DB	5-11	175	r-So.-TR	FT Lauderdale, Fla. (Deerfield Beach HS/Oklahoma/Indy CC)
13	Darius Ocean	QB	6-0	190	Fr.-CV	Raleigh, N.C. (Hough HS)
14	Chance McDonald	QB	6-1	210	Fr.-HS	Steilacoom, Wash. (Steilacoom HS)
14	Davion Williams	DB	6-0	190	r-So.-TR	Belleville, Mich. (Belleville HS/Michigan St)
15	Dezmion Roberson	LB	6-2	200	Fr.-CV	Elba, Ala. (Elba HS)
15	Dakota Thomas	WR	6-1	195	Fr.-1L	Snellville, Ga. (Shiloh HS)
16	Grady Robison	QB	6-1	195	Fr.-CV	Sammamich, Wash. (Eastlake HS)
16	Kendrick Simpkins	DB	6-0	210	Fr.-1L	Montgomery, Ala. (Robert E. Lee HS)
17	Travis Collier	DB	6-1	200	Fr.-1L	Atlanta, Ga. (Douglas County HS)
17	Dalvin Smith	WR	6-3	190	r-Fr.-1L	Glasgow, Ky. (Glasgow HS)
18	Talique Allen	DB	6-1	205	Fr.-1L	Fort Valley, Ga. (Peach County HS)
18	Daewood Davis	WR	6-2	195	r-Jr.-TR	Broward County, Fla. (Deerfield Beach HS/Oregon)
19	C.J. Marria	TE	6-4	255	r-Sr.-2L	Jonesboro, Ga. (Jonesboro HS)
20	Kaleb Oliver	DB	6-4	220	r-Jr.-TR	La Vergne, Tenn. (Oakland HS/Georgia Tech)
20	Noah Whittington	RB	5-10	190	Fr.-1L	Fort Valley, Ga. (Peach County HS)
21	Beanie Bishop	DB	5-10	175	r-So.-2L	Louisville, Ky. (Pleasure Ridge Park HS)
21	Jamale Carothers	RB	5-9	200	r-So.-TR	Bowling Green, Ky. (Bowling Green HS/Navy)
22	Ben Ratzlaff	WR	6-2	195	g-Sr.-TR	San Diego, Calif. (Westview HS/Golden West College/HBU)
23	Kendall Abdur-Rahman	WR	6-0	190	So.-TR	Edwardsville, Ill. (Edwardsville HS/Notre Dame)
23	Will Ignont	LB	6-1	240	r-Jr.-SQ	Huntsville, Ala. (Buckhorn HS/Tennessee)
24	Tysean Jefferson	RB	5-5	150	Fr.-HS	Nashville, Tenn. (Beech HS)
24	Malik Staples	LB	6-1	230	r-Sr.-2L	Lawrenceville, Ga. (Peachtree Ridge HS/Louisville)
25	C.J. Jones	RB	5-10	195	r-Jr.-1L	Cypress, Texas (Cypress Woods HS/Blinn JC)
27	Omari Alexander	DB	5-10	185	r-Sr.-2L	Louisville, Ky. (duPont Manual HS/Eastern Kentucky)
28	Demetrius Cain	LB	6-0	240	r-Sr.-3L	Princeton, Ky. (Caldwell County HS)
29	Rony Bourdeau	WR	5-6	175	Fr.-HS	Hollywood, Fla. (Chaminade-Madonna Prep)
30	Xavier Shaw	DB	6-0	170	Fr.-HS	Nashville, Tenn. (Battle Ground Academy)
31	DeAngelo Wilson	WR	5-9	175	g-Sr.-TR	Bowling Green, Ky. (Bowling Green HS/Austin Peay)
33	Will Arthur	DB	6-3	190	Fr.-HS	Memphis, Tenn. (Evangelical Christian School)
33	Kye Robichaux	RB	6-0	215	Fr.-HS	Columbus, Ga. (Glenwood HS)



#	NAME (106 TOTAL)	POS	HT	WT	CL-EXP	HOMETOWN (PREVIOUS SCHOOL/S)
34	Juwuan Jones	DE	6-3	275	r-Jr.-3L	Sugar Hill, Ga. (Lanier HS)
35	Mike Allen	DT	6-5	290	r-Jr.-TR	Sugar Hill, Ga. (Lanier HS/Wake Forest)
35	Javy Bunton	RB	6-0	195	Fr.-HS	Bowling Green, Ky. (Bowling Green HS)
36	Christian Gomez	LB	6-0	240	r-Jr.-TR	Pembroke Pines, Fla. (Cypress Bay HS/Coffeyville CC/FAU)
37	Cardavion Myers	DB	5-11	180	r-So.-2L	Piedmont, Ala. (Piedmont HS)
38	Desmond Johnson	DB	6-0	185	r-Fr.-SQ	Valdosta, Ga. (Valdosta HS)
39	Devvan Darden	DB	5-11	180	Fr.-CV	Hendersonville, Tenn. (Pope John Paul II HS)
40	Chase Tidmore	K	5-9	195	Fr.-CV	Franklin, Tenn. (Page HS)
40	B.J. Wagner	DB	6-0	200	Fr.-CV	Orlando, Fla. (Orlando Christian Prep)
42	Aaron Key	LB	6-1	230	Fr.-CV	Decatur, Ga. (Tucker HS)
43	Michael Pitts	DE	6-3	230	g-Sr.-TR	Stone Mountain, Ga. (Stephenson HS/Cincinnati)
44	Brayden Narveson	K	6-1	205	r-So.-1L	Scottsdale, Ariz. (Desert Mountain HS/Iowa St)
44	David Ndukwe	DT	6-6	300	Fr.-1L	Decatur, Ga. (Arabia Mountain HS)
45	Nathan Griffin	LB	6-1	230	Fr.-HS	St. Leon, Ind. (East Central HS)
46	Cory Munson	K	6-2	205	So.-2L	Warner Robins, Ga. (Northside HS)
47	John Haggerty III	P	6-5	225	r-Sr.-2L	Sydney, Aus. (Western Suburbs)
49	DeMarquez Trotter	DB	5-10	200	r-Jr.-2L	Nashville, Tenn. (East Nashville Magnet HS/Indiana St)
50	Wesley Horton	OL	6-3	270	Fr.-CV	Atlanta, Ga. (North Atlanta HS)
50	Bryson Washington	LB	6-0	235	r-So.-2L	Louisville, Ky. (Pleasure Ridge Park HS)
52	Marshall Jackson	OL	6-6	250	Fr.-HS	Brandenburg, Ky. (Meade County HS)
53	Rusty Staats	OL	6-4	310	r-So.-2L	Watertown, Tenn. (Watertown HS/Navy Prep)
54	Matt Baldeck	LS	6-0	215	r-Jr.-1L	Lewiston, Idaho (Lewiston HS/Michigan)
55	Dante Walker	DE	6-2	290	r-Fr.-SQ	Riverdale, Ga. (Cedar Grove HS)
56	Boe Wilson	OL	6-3	305	g-Sr.-TR	Lee's Summit, Mo. (Lee's Summit West HS/Nebraska)
58	Matthew Flint	LB	6-0	240	r-So.-TR	Huntsville, Ala. (Madison County HS/North Carolina)
59	Jake Bowman	LS	6-0	215	Fr.-CV	Nashville, Tenn. (Lipscomb Academy)
65	Jack Randolph	OL	6-3	305	r-Fr.-SQ	Franklin, Ky. (Franklin-Simpson HS)
68	Colt Jackson	OL	6-3	290	Fr.-CV	Bowling Green, Ky. (South Warren HS)
70	Cole Spencer	OL	6-4	300	r-Sr.-3L	Louisville, Ky. (Trinity HS)
71	Stone Roston	OL	6-3	280	Fr.-CV	Brentwood, Tenn. (Brentwood HS)
73	Wes Dorsey	OL	6-7	305	r-Fr.-1L	Knoxville, Tenn. (Grace Christian Academy)
74	Michael Ondelacy	OL	6-7	320	r-Fr.-TR	North Richland Hills, Texas (Richland HS/Tyler JC)
75	Gunner Britton	OL	6-6	305	r-So.-2L	Conway, S.C. (Conway HS)
76	Mark Goode	OL	6-6	300	Fr.-CV	Hodgenville, Ky. (LaRue County HS)
77	Mason Brooks	OL	6-6	305	Jr.-3L	Cedar Park, Texas (Cedar Park HS)
78	Quantavious Leslie	OL	6-3	310	Fr.-1L	Rome, Ga. (Rome HS)
79	Cameron Stage	OL	6-3	300	r-So.-TR	Ft Lauderdale, Fla. (Cardinal Gibbons HS/Bowling Green St)
80	Kyle McNamara	WR	5-8	185	Fr.-CV	Reno, Nev. (Lipscomb Academy (Tenn.))
81	Dane Saltarelli	TE	6-3	255	r-So.-TR	Belleair Bluffs, Fla. (IMG Academy/Oklahoma)
83	Alex Williams	TE	6-4	230	Fr.-HS	Geneva, Ill. (Fork Union Military Academy)
85	B.K. Smith	WR	5-10	185	r-Jr.-TR	Louisville, Ky. (Male HS/Eastern Kentucky)
86	TeeJay Taylor	WR	6-0	200	r-Fr.-SQ	McDonough, Ga. (Henry County HS)
87	River Helms	TE	6-4	235	Fr.-HS	Lester, Ala. (West Limestone HS)
88	Matthew Smith	WR	6-2	195	r-Sr.-1L	Louisville, Ky. (St. Xavier HS)
89	Joey Beljan	TE	6-3	250	r-So.-2L	Frenchtown, N.J. (Delaware Valley HS)
90	JaQues Evans	DE	6-2	245	Fr.-1L	Dublin, Ga. (Dublin HS)
91	Chase Jones	DT	6-2	265	Fr.-CV	Glasgow, Ky. (Glasgow HS)
92	Terrion Thompson	DT	6-0	295	Fr.-CV	Bowling Green, Ky. (Bowling Green HS)
93	Wes Pahl	P	6-5	200	Fr.-CV	Columbus, Ga. (Brookstone School)
95	Jarett Lucombe	DE	6-2	245	Fr.-HS	Hendersonville, Tenn. (Pope John Paul II HS)
97	Darius Shipp	DT	6-1	305	Jr.-1L	Olive Branch, Miss. (Lewisburg HS/Northeast Mississippi CC)
98	Marcus Bragg	DE	6-4	260	r-Jr.-1L	North Miami, Fla. (Jackson HS/Arizona Western College)
99	Brodrick Martin	DT	6-5	320	r-Jr.-TR	Tuscaloosa, Ala. (Northridge HS/North Alabama)

ROSTER NOTES

INTERNATIONAL PLAYERS (1)

47 John Haggerty III P

INCOMING FRESHMEN (12)

14 Chance McDonald.....QB
 24 Tysean Jefferson RB
 29 Rony Bourdeau..... WR
 30 Xavier Shaw.....DB
 33 Will Arthur.....DB
 33 Kye Robichaux (6 GP)..... RB
 35 Javy Bunton..... RB
 45 Nathan Griffin (2 GP)LB
 52 Marshall Jackson.....OL
 83 Alex Williams..... TE
 87 River Helms (1 GP)..... TE
 95 Jarett Lucombe..... DE

ARE 6-FOOT-4 OR TALLER (23)

2 Craig Burt, Jr. WR
 4 Niko Cooper DE
 6 Joshua Simon..... TE
 10 DeAngelo Malone DE
 12 Drew ZaubiQB
 19 C.J. Marria TE
 20 Kaleb OliverDB
 35 Mike Allen DT
 44 David Ndukwe DT
 47 John Haggerty III P
 52 Marshall Jackson..... OL
 53 Rusty Staats OL
 70 Cole Spencer OL
 73 Wes Dorsey OL
 74 Michael Ondelacy..... OL
 75 Gunner Britton OL
 76 Mark Goode..... OL
 77 Mason Brooks OL
 83 Alex Williams..... TE
 87 River Helms..... TE
 93 Wes Pahl P
 98 Marcus Bragg..... DT
 99 Brodrick Martin..... DT

ARE 300 LBS OR HEAVIER (15)

0 Jeremy Darvin..... DT
 44 David Ndukwe DT
 53 Rusty Staats OL
 56 Boe Wilson OL
 65 Jack Randolph OL
 70 Cole Spencer OL
 73 Wes Dorsey OL
 74 Michael Ondelacy..... OL
 75 Gunner Britton OL
 76 Mark Goode..... OL
 77 Mason Brooks OL
 78 Quantavious Leslie..... OL
 79 Cameron Stage..... OL
 97 Darius Shipp..... DT
 99 Brodrick Martin..... DT

Experience BREAKDOWN

OFFENSE RETURNING LETTERMEN (18)

Quarterbacks (0)	Wide Receivers (6)	Offensive Line (6)
	Craig Burt, Jr.	Gunner Britton
Running Backs (3)	Malachi Corley	Mason Brooks
C.J. Jones	Dalvin Smith	Wes Dorsey
Jakairi Moses	Matthew Smith	Quantavious Leslie
Noah Whittington	Dakota Thomas	Cole Spencer
	Mitchell Tinsley	Rusty Staats
Tight Ends (3)		
Joey Beljan		
C.J. Marria (<-DE)		
Joshua Simon		

DEFENSE RETURNING LETTERMEN (24)

Defensive Ends (4)	Defensive Backs (11)	Linebackers (5)
Marcus Bragg	Omari Alexander	Demetrius Cain
JaQués Evans	Talique Allen	Nicholas Days
Juwuan Jones	Beanie Bishop	Jaden Hunter
DeAngelo Malone	Dominique Bradshaw	Malik Staples
	A.J. Brathwaite, Jr.	Bryson Washington
	Travis Collier	
	Antwon Kincade	+SPECIALISTS (4)
Defensive Tackles (3)	Cardavion Myers	Matt Baldeck, LS
Jeremy Darvin	Kendrick Simpkins	John Haggerty III, P
David Ndukwe	T.J. Springer	Cory Munson, KO
Darius Shipp	DeMarquez Trotter	Brayden Narveson, K

CAREER STARTS

OFFENSE	Yr.	Total Starts	Cons. Starts	---Starts by Year---			
				2021	2020	2019	18/17
Bailey Zappe, QB	Sr.	42	34	6	*4	*12	*11/*9
Cole Spencer, OL	Jr.	37	29	6	12	11	3/5
Jerreth Sterns, WR	Jr.	33	33	6	*4	*12	*11/-
Boe Wilson, OL	Sr.	29	6	6	*2	*12	*9/-
DeAngelo Wilson, WR	Sr.	25	—	—	*6	*15	*4/-
Joshua Simon, TE	So.	19	—	1	12	6	—
Mason Brooks, OL	Jr.	18	18	6	12	—	—
Ben Ratzlaff, WR	Sr.	15	—	—	*4	*11	—
Mitchell Tinsley, WR	Jr.	15	8	6	9	—	—
Jamale Carothers, RB	So.	12	—	—	—	*6	*6/-
Adam Cofield, RB	Sr.	12	—	—	*1	*11	—
B.K. Smith, WR	Jr.	12	—	—	—	—	*7/*5
Craig Burt, Jr., WR	Jr.	8	—	—	8	—	—
Carson Baker, QB	So.	6	—	—	*5	*1	—
Daewood Davis, WR	Jr.	6	6	6	—	—	—
Quantavious Leslie, OLFr.	Fr.	6	6	6	—	—	—
Rusty Staats, OL	So.	6	6	6	—	—	—
Cameron Stage, OL	So.	5	—	—	*5	—	—
Gunner Britton, OL	So.	4	—	—	2	2	—
Malachi Corley, WR	Fr.	4	—	3	1	—	—
Jakairi Moses, RB	So.	4	—	—	—	—	-/4
Noah Whittington, RB	Fr.	4	2	4	—	—	—
Dalvin Smith, WR	Fr.	3	—	2	1	—	—
Joey Beljan, TE	So.	2	1	2	—	—	—
Josh Sterns, WR	Fr.	2	—	—	*2	—	—
Dakota Thomas, WR	Fr.	1	—	—	1	—	—

*Denotes starts at the player's previous school

DEFENSE	Yr.	Total Starts	Cons. Starts	---Starts by Year---			
				2021	2020	2019	18/17
DeAngelo Malone, DE	Sr.	45	34	6	12	13	11/3
Juwuan Jones, DE	Jr.	38	34	6	12	13	7/-
Antwon Kincade, DB	Sr.	32	30	6	12	12	2/-
Jeremy Darvin, DT	Sr.	25	16	6	11	6	2/-
Michael Pitts, DE	Sr.	22	—	—	*1	*8	*13/-
Brodrick Martin, DT	Jr.	16	—	—	*4	*11	*1/-
Kaleb Oliver, DB	Jr.	11	—	1	*4	*6	—
Will Ignont, LB	Jr.	9	6	6	—	*1	*2/-
Beanie Bishop, DB	So.	6	—	5	1	—	—
A.J. Brathwaite, DB	So.	6	2	5	—	1	—
Demetrius Cain, LB	Sr.	6	—	5	—	—	-/1
Kahlef Hailassie, DB	So.	6	6	6	—	—	—
Darius Shipp, DT	Jr.	6	6	6	—	—	—
Omari Alexander, DB	Sr.	4	3	4	—	—	—
Dom Bradshaw, DB	Jr.	3	—	—	3	—	—
Nick Days, LB	So.	3	—	—	3	—	—
Jaden Hunter, LB	Jr.	3	1	2	—	1	—
Miguel Edwards, DB	So.	2	1	2	—	—	—
Malik Staples, LB	Sr.	2	—	—	—	2	—

*Denotes starts at the player's previous school

SPECIALISTS

Yr.	Total Starts	Cons. Starts	---Starts by Year---				
			2021	2020	2019	2018	
John Haggerty III, P	Sr.	31	31	6	12	13	—
Cory Munson, KO	So.	31	31	6	12	13	—
Brayden Narveson, PK	So.	18	18	6	12	—	—
Cory Munson, PK	So.	13	—	—	—	13	—
Matt Baldeck, LS	Jr.	11	—	—	11	—	—
Jake Bowman, LS	Fr.	7	6	6	1	—	—

HILLTOPPERS BY CLASS

Seniors (16)

Omari Alexander (RS), Demetrius Cain (RS), Adam Cofield (Gr), Jeremy Darvin (RS), John Haggerty III (RS), Antwon Kincade, DeAngelo Malone, C.J. Marria (RS), Michael Pitts (Gr), Ben Ratzlaff (Gr), Matthew Smith (RS), Cole Spencer (RS), Malik Staples (RS), Boe Wilson (Gr), DeAngelo Wilson (Gr.), Bailey Zappe (Gr)

Juniors (20)

Mike Allen (RS), Matt Baldeck (RS), Dominique Bradshaw (RS), Marcus Bragg (RS), Mason Brooks, Craig Burt Jr., Daewood Davis (RS), Christian Gomez (RS), Jaden Hunter (RS), Will Ignont (RS), C.J. Jones (RS), Juwuan Jones (RS), Brodrick Martin (RS), Kaleb Oliver (RS), Tre Shaw (RS), Darius Shipp, B.K. Smith (RS), Jerreth Sterns, Mitchell Tinsley, DeMarquez Trotter (RS)

Sophomores (24)

Kendall Abdur-Rahman, Carson Baker (RS), Joey Beljan (RS), Beanie Bishop (RS), A.J. Brathwaite Jr. (RS), Gunner Britton (RS), Jamale Carothers (RS), Niko Cooper (RS), Nicholas Days (RS), Miguel Edwards (RS), Matthew Flint (RS), Kahlef Hailassie (RS), Jakairi Moses (RS), Cory Munson, Cardavion Myers (RS), Brayden Narveson (RS), Dane Saltarelli (RS), Joshua Simon, Rusty Staats (RS), Cameron Stage (RS), Lichon Terrell (RS), Bryson Washington (RS), Davion Williams (RS), Drew Zaubi (RS)

Redshirt Freshmen (8)

Wes Dorsey, Desmond Johnson, Michael Ondelacy, Jack Randolph, Dalvin Smith, T.J. Springer, TeeJay Taylor, Dante Walker

True Freshmen - Returning (25)

Talique Allen, Jake Bowman, Travis Collier, Malachi Corley, Devvan Darden, JaQués Evans, Mark Goode, Wesley Horton, Colt Jackson, Chase Jones, Aaron Key, Quantavious Leslie, Kyle McNamara, David Ndukwe, Darius Ocean, Wes Pahl, Dezmon Roberson, Grady Robison, Stone Roston, Kendrick Simpkins, Dakota Thomas, Terrion Thompson, Chase Tidmore, B.J. Wagner, Noah Whittington

True Freshmen - Incoming (13)

Will Arthur, Rony Bourdeau, Javy Bunton, Nathan Griffin, River Helms, Marshall Jackson, Tysean Jefferson, Jarett Lucombe, Chance McDonald, Kye Robichaux, Xavier Shaw, Josh Sterns (TR), Alex Williams

OFFENSE (LISTED NUMERICALLY)

(PREVIOUS GAME STARTERS IN BOLD)

QB 4 Bailey Zappe	g-Sr.	6-1	220
10 Carson Baker	r-So.	6-3	210
12 Drew Zaubi	r-So.	6-4	225
OL 53 Rusty Staats	r-So.	6-4	310
56 Boe Wilson	g-Sr.	6-3	305
65 Jack Randolph	r-Fr.	6-3	305
68 Colt Jackson	Fr.	6-3	290
70 Cole Spencer	r-Sr.	6-4	300
73 Wes Dorsey	r-Fr.	6-7	305
75 Gunner Britton	r-So.	6-6	305
76 Mark Goode	Fr.	6-6	300
77 Mason Brooks	Jr.	6-6	305
78 Quantavious Leslie	Fr.	6-3	310
RB 3 Jakairi Moses	r-So.	5-9	195
7 Adam Cofield	g-Sr.	5-11	215
20 Noah Whittington	Fr.	5-10	190
25 C.J. Jones	r-Jr.	5-10	195
33 Kye Robichaux	Fr.	6-0	215
WR 2 Craig Burt, Jr.	Jr.	6-4	205
5 Mitchell Tinsley	Jr.	6-1	205
8 Jerreth Sterns	Jr.	5-9	195
9 Josh Sterns	Fr.	5-8	180
11 Malachi Corley	Fr.	5-11	200
15 Dakota Thomas	Fr.	6-1	195
17 Dalvin Smith	r-Fr.	6-3	190
18 Daewood Davis	r-Jr.	6-2	195
22 Ben Ratzlaff	g-Sr.	6-2	195
31 DeAngelo Wilson	g-Sr.	5-9	175
TE 19 C.J. Marria	r-Sr.	6-4	255
89 Joey Beljan	r-So.	6-3	250

KICK RETURNERS

KR 21 Beanie Bishop	r-So.	5-10	175
31 DeAngelo Wilson	g-Sr.	5-9	175
PR 8 Jerreth Sterns	Jr.	5-9	195
31 DeAngelo Wilson	g-Sr.	5-9	175

DEFENSE (LISTED NUMERICALLY)

(PREVIOUS GAME STARTERS IN BOLD)

DE 4 Niko Cooper	r-So.	6-5	240
10 DeAngelo Malone	Sr.	6-4	240
34 Juwuan Jones	r-Jr.	6-3	275
43 Michael Pitts	g-Sr.	6-3	230
90 JaQues Evans	Fr.	6-2	245
98 Marcus Bragg	r-Jr.	6-4	260
DT 0 Jeremy Darvin	r-Sr.	6-1	300
3 Lichon Terrell	r-So.	6-1	290
35 Mike Allen	r-Jr.	6-5	290
92 Terrion Thompson	Fr.	6-0	295
97 Darius Shipp	Jr.	6-1	305
99 Brodrick Martin	r-Jr.	6-5	320
LB 5 Nick Days	r-So.	6-3	225
11 Jaden Hunter	r-Jr.	6-2	240
23 Will Ignont	r-Jr.	6-1	240
24 Malik Staples	r-Sr.	6-1	230
28 Demetrius Cain	r-Sr.	6-0	240
58 Matthew Flint	r-So.	6-0	240
NK 6 T.J. Springer	r-Fr.	6-1	190
27 Omari Alexander	r-Sr.	5-10	185
CB 9 Dom Bradshaw	r-Jr.	6-0	180
12 Kahlef Hailassie	r-So.	6-1	195
13 Miguel Edwards	r-So.	5-11	175
14 Davion Williams	r-So.	6-0	190
21 Beanie Bishop	r-So.	5-10	175
SAF 1 Antwon Kincaide	Sr.	5-11	205
2 A.J. Brathwaite, Jr.	r-So.	6-0	195
7 Tre Shaw	r-Jr.	5-11	185
16 Kendrick Simpkins	Fr.	6-0	210
20 Kaleb Oliver	r-Jr.	6-4	220

SPECIALISTS

(PREVIOUS GAME STARTERS IN BOLD)

K 44 Brayden Narveson	r-So.	6-1	205
46 Cory Munson	So.	6-2	205
P 47 John Haggerty III	r-Sr.	6-5	225
93 Wes Pahl	Fr.	6-5	200
KO 46 Cory Munson	So.	6-2	205
44 Brayden Narveson	r-So.	6-1	205
LS 59 Jake Bowman	Fr.	6-0	215
54 Matt Baldeck	r-Jr.	6-0	215
H 47 John Haggerty III	r-Sr.	6-5	225
93 Wes Pahl	Fr.	6-5	200

PRONUNCIATION GUIDE

1 Antwon KINCAIDE	kin-KAID
2 A.J. BRATHWAITE	BRATH-wait
3 JAKAIRI Moses	juh-CAR-ee
3 LICHON TERRELL	luh-SHAWN TAIR-ull
4 NIKO Cooper	NEE-co
4 Bailey ZAPPE	ZAP-ee
8 JERRETH Sterns	JAIR-ith
12 KAHLEF HAILASSIE	kuh-LEAF huh-LOSS-ee
12 Drew ZAUBI	ZAW-bee
19 C.J. MARRIA	muh-RYE-uh
21 JAMALE Carothers	juh-MAIL
23 Will IGNONT	IG-not
33 Kye ROBICHAUX	ROW-buh-show
34 JUWUAN Jones	ju-WAHN
37 CARDAVION Myers	car-DAVE-ee-uhn
44 David NDUKWE	en-DOO-kway
53 Rusty STAATS	Like "Stats"
89 Joey BELJAN	BELL-jann
90 Ja QUEZ Evans	juh-QUEZ

Full-Time ASSISTANT COACHES

IN-GAME COACHING LOCATION

Kenny Baker, Defensive Ends	Sideline
Pat Bastien, Linebackers	Sideline
Josh Crawford, Outside Receivers	Sideline
Maurice Crum, Defensive Coordinator	Press Box
Bryan Ellis, Co-OC/Inside Receivers	Press Box
Stephen Hamby, Offensive Line	Sideline
Keynodo Hudson, Cornerbacks	Sideline
Zach Kittley, Offensive Coordinator/QBs	Sideline
Andy LaRussa, Special Teams/Safeties	Sideline
Carlos Locklyn, Running Backs	Sideline



KENNY BAKER
SIDELINE



PAT BASTIEN
SIDELINE



JOSH CRAWFORD
SIDELINE



MAURICE CRUM
PRESS BOX



BRYAN ELLIS
PRESS BOX



STEPHEN HAMBY
SIDELINE



KEYNODO HUDSON
SIDELINE



ZACH KITTLEY
SIDELINE



ANDY LaRUSSA
SIDELINE



CARLOS LOCKLYN
SIDELINE

Head Coach **TYSON HELTON**

The Helton FILE

Born: June 20, 1977
Hometown: Gainesville, Fla.
College: Houston, '99
Wife: April
Children: Shelby, Presley, Cole, Clay

Coaching CAREER

2000	Hawaii	Graduate Assistant
2001-03	Hawaii	Special Teams Coor
2004-06	Memphis	TE/Special Teams Coor
2007-11	UAB	Quarterbacks
2012	UAB	Running Backs
2013	Cincinnati	TE/Special Teams Coor
2014-15	WKU	Offensive Coor/QBs
2016-17	USC	Passing Game/QBs
2018	Tennessee	Offensive Coor/QBs
2019-present	WKU	Head Coach

RESULTS (16-15 Overall)

2019 (9-4 OVR, 6-2 C-USA // 4-2 H, 4-1 A, 1-1 N)

Aug. 29	Central Arkansas	L, 28-35
Sept. 7	at FIU*	W, 20-14
Sept. 14	vs. Louisville%	L, 21-38
Sept. 28	UAB*	W, 20-13
Oct. 5	at Old Dominion*	W, 20-3
Oct. 12	Army	W, 17-8
Oct. 19	Charlotte* (HC)	W, 30-14
Oct. 26	at Marshall*	L, 23-26
Nov. 2	Florida Atlantic*	L, 24-35
Nov. 9	at Arkansas	W, 45-19
Nov. 23	at Southern Miss*	W, 28-10
Nov. 30	Middle Tennessee*	W, 31-26
Dec. 30	vs. Western Michigan^	W, 23-20

(SERVPRO First Responder Bowl)

2020 (5-7 OVR, 4-3 C-USA // 3-2 H, 2-4 A, 0-1 N)

Sept. 12	at Louisville	L, 21-35
Sept. 19	Liberty	L, 24-30
Oct. 3	at Middle Tennessee*	W, 20-17
Oct. 10	Marshall* (HC)	L, 14-38
Oct. 17	at UAB*	L, 14-37
Oct. 24	Chattanooga	W, 13-10
Oct. 31	at #10/11 BYU	L, 10-41
Nov. 7	at Florida Atlantic*	L, 6-10
Nov. 14	Southern Miss*	W, 10-7
Nov. 21	FIU*	W, 38-21
Dec. 6	at Charlotte*	W, 37-19
Dec. 26	vs. Georgia State^	L, 21-39

(LendingTreeBowl)

2020 (2-4 OVR, 1-1 C-USA // 1-2 H, 1-2 A, 0-0 N)

Sept. 2	UT Martin	W, 59-21
Sept. 11	at Army	L, 35-38
Sept. 18	Indiana	L, 31-33
Oct. 2	at #16/17 Michigan St.	L, 31-48
Oct. 9	UTSA*	L, 46-52
Oct. 16	at Old Dominion*	W, 43-20
Oct. 23	at FIU*	
Oct. 30	Charlotte* (HC)	
Nov. 6	Middle Tennessee*	
Nov. 13	at Rice*	
Nov. 20	Florida Atlantic*	
Nov. 27	at Marshall*	

RECORD BREAKDOWN

	In	Under
	2021	Helton
Record	2-4	16-15
Conference USA	1-1	11-6
Non-Conference	1-3	5-9
Home	1-2	8-6
Away	1-2	7-7
Neutral		1-2
Artificial Turf	2-3	15-11
Natural Grass	0-1	1-4
Day Games	1-1	11-7
Night Games	1-3	5-8
TV Networks		
ESPN +	1-0	7-2
ESPN 3	1-0	5-0
Watch Stadium	0-1	1-3
Fox Sports Net		0-3
CBS Sports Net	0-2	1-2
ESPN		1-2
ESPN U		0-1
ACC/B1G/SEC Net	0-1	1-2
In August		0-1
In September	1-2	3-5
In October	1-2	6-6
In November		5-2
In December		2-1
Scoring 0-9 points		0-1
Scoring 10-19 points		3-3
Scoring 20-29 points		6-7
Scoring 30-39 points	0-3	4-3
Scoring 40+ points	2-1	2-2
Allowing 0-9 points		3-0
Allowing 10-19 points		8-1
Allowing 20-29 points	2-0	5-1
Allowing 30-39 points	0-2	0-10
Allowing 40+ points	0-2	0-3
Scoring First	1-0	8-4
Opponent Scores First	1-4	8-11
Leading after 1st Quarter	1-0	5-2
Tied after 1st Quarter	1-1	8-4
Trailing after 1st Quarter	0-3	3-9
Leading at Half Time	2-0	11-1
Tied at Half Time		2-1
Trailing at Half Time	0-4	3-13
Leading after 3rd Quarter	2-0	13-1
Tied after 3rd Quarter		1-1
Trailing after 3rd Quarter	0-4	2-13
Overtime Games		

Tyson Helton was named Western Kentucky University's 21st head football coach on November 27, 2018. The 2021 campaign will be his third season at the helm of the Hilltopper program after producing a 14-11 mark (including 10-5 in C-USA play) and reaching two bowl games in his first two years.

WKU finished the 2020 campaign with a 5-7 overall record, including a 39-21 loss to Georgia State in the 22nd Annual LendingTree Bowl. The Hilltoppers were only 1-of-16 college football teams in the nation to play in 12 or more games during the COVID-19-affected year.

In his first season as head coach at WKU, Helton led the Hilltoppers to one of the best turnarounds in the nation. With a 9-4 overall record in 2019, WKU tripled its 2018 win total (3-9) and matched the number of victories from the previous two years combined (9-16).

The Hilltoppers' six-win improvement from 2018-to-2019 tied for the third-best in FBS, behind only Navy (8) and Central Michigan (7). WKU was voted to finish fifth in the East in the preseason Conference USA poll, but concluded the year tied for second with a 6-2 league record.

Because of the team's success, Helton was voted 2019 C-USA Coach of the Year, the first Hilltopper head coach since Jack Harbaugh was the Ohio Valley Conference Coach of the Year in 2000. It was only the sixth conference Coach of the Year honor in program history, with the previously-mentioned Harbaugh, Jimmy Feix (1973, 1978 and 1980) and Nick Denes (1963) as the only other WKU head coaches to earn the recognition.

Tyson and his father Kim (at Houston in 1996 – with Tyson on the team as a freshman), are the only father-son duo to each be named Coach of the Year in C-USA's 25-year history in any sport. The Heltons are the first father-son duo to each be named Coach of the Year in any FBS league since the Bowdens – Tommy (Clemson in 2003) and Bobby (Florida State in 1993 and 1997) – in the Atlantic Coast Conference.

WKU's 2019 season boasted notable wins over five bowl teams (9-5 UAB, 7-6 Southern Miss, 7-6 Charlotte, 7-6 Western Michigan and 6-7 FIU) as well as only 1-of-3 C-USA victories over a Power Five opponent this season; a 45-19 statement win at Arkansas in which the Hilltoppers led 35-7 at half time. The Hilltoppers also claimed a 17-8 win over Army, a game in which WKU "out-Armyed Army" – winning the time of possession battle 38-to-22 and out-rushing the Black Knights 225-to-137.

A direct reflection of coaching

and discipline, the Hilltoppers were only called for 53 penalties all season long which ranked third in FBS. Also, WKU's time of possession was 23rd in the nation, with a 32-to-28 advantage on average.

Helton returned to WKU three years removed from the 2015 football season which ended with the Hilltoppers' final Associated Press ranking of 24 – the highest in school history – and a school-record 12 victories, including the first-ever FBS conference championship. Helton's previous tenure coincided with quarterback Brandon Doughty's astronomical ascension up the NCAA's career record book and total rewriting of the program's own offensive records.

Helton's had otherworldly success as WKU's offensive coordinator and quarterbacks coach in 2014 and 2015 under then-head coach Jeff Brohm. WKU's offensive numbers ranked among the nation's elite during Helton's two years on the staff and featured the first-ever 4,500-yard passer (Brandon Doughty) and 1,500-yard rusher (Leon Allen) in the same season in FBS history in 2014.

WKU broke more than two dozen school offensive records under Helton, including the points scored record in each of his two years. The Hilltopper offense was in the national Top 10 in 2015 in passing efficiency (1st, 177.4), scoring (3rd, 44.3), passing (4th, 372.2), first downs (8th, 349) and total yards (9th, 526.4).

In 2014, WKU became the first NCAA program with a 4,500-yard passer and 1,500-yard rusher while winning the Bahamas Bowl to finish 8-4. That season, they were second nationally in passing (374.3), fourth in total offense (534.6) and sixth in scoring offense (44.4) and first downs (351).

Helton was among four finalists for the 2015 FootballScoop.com Offensive Coordinator of the Year Award. He coached quarterback Brandon Doughty to back-to-back Conference USA MVP honors as he threw 97 touchdown passes in 2014 and 2015 (the most in NCAA history in consecutive seasons). Doughty led the nation in 2015 in completion percentage (71.9), passing touchdowns (48), passing yards (5,055) and points responsible for (304) while ranking second in passing efficiency (176.5). That came off a 2014 campaign in which he threw for national bests of 4,830 yards and 49 TDs while winning the Sammy Baugh Award from the Touchdown Club of Columbus as the nation's top quarterback. Wide receiver Taywan Taylor ranked second in the nation in 2015 in receiving touchdowns (17) and was third in receiving yards (1,467), both school season records as was his 86 receptions. Fellow receiver Jared Dangerfield had 82 catches in 2015, second most in school history.





Most Recent Meeting: Nov. 21, 2020 • Bowling Green, Ky.

FIU	7	6	0	8	--	21
WKU	0	10	14	14	--	38



SCORING SUMMARY

Team	Q	Time	Scoring Play	Pl-Yds	TOP	Score
FIU	1	8:40	J. Holloman 28-yard pass from Bortenschlager (Gabriel kick)	9-52	3:36	0-7
WKU	2	10:33	Brayden Narveson 39-yard field goal	9-55	3:41	3-7
FIU	2	10:19	E.J. Wilson, Jr. 100-yard kickoff return (Gabriel kick missed)	—	—	3-13
WKU	2	0:43	Tyrrell Pigrome 1-yard rush (Narveson kick)	8-65	3:11	10-13
WKU	3	9:25	Roger Cray 24-yard fumble return (Narveson kick)	—	—	17-13
WKU	3	9:08	Eli Brown 22-yard interception return (Narveson kick)	—	—	24-13
WKU	4	13:54	Gaej Walker 1-yard rush (Narveson kick)	3-59	0:56	31-13
WKU	4	9:23	Tyrrell Pigrome 1-yard rush (Narveson kick)	4-44	1:27	38-13
FIU	4	0:18	Kaylan Wiggins 1-yard rush (Wiggins 2PT)	21-75	9:05	38-21

GAME BREAKDOWN

	FIU	WKU
FIRST DOWNS	17	13
Rushing	8	6
Passing	7	7
Penalty	2	0
NET YARDS RUSHING	121	157
Rushing Attempts	44	34
Average Per Rush	2.8	4.6
Rushing Touchdowns	1	3
Yards Gained Rushing	151	186
Yards Lost Rushing	30	29
NET YARDS PASSING	147	121
Completions-Attempts-Int	14-37-1	14-25-0
Average Per Attempt	4.0	4.8
Average Per Completion	10.5	8.6
Passing Touchdowns	1	0
TOTAL OFFENSE YARDS	268	278
Total offense plays	81	59
Average Gain Per Play	3.3	4.7
Fumbles: Number-Lost	2-1	0-0
Penalties: Number-Yards	2-15	4-40
PUNTS-YARDS	8-354	8-426
Average Yards Per Punt	44.2	53.2
Net Yards Per Punt	44.5	48.9
Inside 20	4	4
50+ Yards	3	6
Touchbacks	0	0
Fair catch	3	2
KICKOFFS-YARDS	4-258	7-401
Average Yards Per Kickoff	64.5	57.3
Net Yards Per Kickoff	42.2	30.4
Touchbacks	0	1
Punt returns: Number-Yards-TD	3-35-0	2-(-2)-0
Average Per Return	11.7	-1.0
Kickoff returns: Number-Yds-TD	6-163-1	1-14-0
Average Per Return	27.2	14.0
Interceptions: Number-Yds-TD	0-0-0	1-22-1
Fumble Returns: Number-Yds-TD	0-0-0	1-24-1
Possession Time	33:51	26:09
1st Quarter	7:27	7:33
2nd Quarter	4:49	10:01
3rd Quarter	10:08	4:52
4th Quarter	11:17	3:43
Third-Down Conversions	7 of 21	1 of 11
Fourth-Down Conversions	3 of 6	0 of 1
Red-Zone Scores-Chances	1-1	3-3
Touchdowns	1-1	3-3
Field goals	0-0	0-0
Sacks By: Number-Yards	3-22	2-14
PAT Kicks	1-2	5-5
Field Goals	0-0	1-1
Points off turnovers	0	14

STAT LEADERS

WKU				
	C-A-I	Yds	TD	
PASSING				
T. Pigrome	14-25-0	121	0	
RUSHING	Att.	Yds	TD	
G. Walker	17	127	1	
J. Moses	6	43	0	
T. Pigrome	9	-9	2	
RECEIVING	No.	Yds	TD	
M. Tinsley	3	28	0	
FIU				
	C-A-I	Yds	TD	
PASSING				
Brtnschlgr	8-18-1	106	1	
RUSHING	Att.	Yds	TD	
D. Price	24	100	0	
RECEIVING	No.	Yds	TD	
J. Holloman	2	54	1	

GAME NOTES

- WKU scored 38 points, the most by the team in 2020 and the second-most by the Hilltoppers in Tyson Helton's 23 games as head coach to that point (45 at Arkansas in 2019).
- WKU had both a fumble return for touchdown (Roger Cray for 24 yards) and an interception return for touchdown (Eli Brown for 22 yards) in the same game for the first time since a 54-21 victory at Louisiana in 2010. In that contest against the Ragin' Cajuns, Jamarcus Allen had a 69-yard fumble return and Derrius Brooks had a 62-yard interception return.
- WKU recorded 10 pass breakups, pushing their season total to 54, which led the FBS at that point in the season.

QUICK FACTS

	WKU	FIU
Nickname	Hilltoppers	Panthers
Location	Bowling Green, Ky.	Miami, Fla.
Founded	1906	1965
Enrollment	19,461	54,000
Colors	Red and White	Blue and Gold
Mascot	Big Red	Roary
Home Stadium	Houchens-Smith	FIU
Stadium Capacity	22,113	20,000
2020 Overall Record	5-7	0-5
2020 Conference Record	4-3, C-USA	0-3
2020 Conference Finish	3rd, East	6th, East

2021 STATISTICAL COMPARISON

	WKU	FIU
Scoring Offense	40.8	27.8
Scoring Defense	35.3	36.8
Rushing Offense	97.3	116.2
Rushing Defense	196.2	185.5
Passing Offense	447.7	317.7
Passing Defense	278.5	295.2
Total Offense	545.0	433.8
Total Defense	474.7	480.7
Interceptions Lost/Gained	4/4	5/1
Fumbles Lost/Gained	2/4	3/1
Penalties/Yards Average	7.0/55.2	7.3/73.2
Time of Possession	26:26	26:01
Third Down Off./Def.	47%/46%	35%/44%
Fourth Down Off.-Def.	6/13-8/12	2/4-4/7
Sacks For/Allowed	10/8	11/15
Touchdowns For/Allowed	31/26	22/29
Red Zone TD Off./Def.	59%/61%	50%/69%
Field Goal Attempts	10-12	5-7
Points Off Turnovers	+17	-37

WKU'S WEEKLY SCHEDULE

<p>18 MONDAY</p> <p>Off Day Tyson Helton press conference at 11:30 a.m. in E.A. Diddle Arena</p>	<p>19 TUESDAY</p> <p>Team Practice (PM) OC Zach Kittley and offensive player/s available at approx. 6:15 p.m.</p>	<p>20 WEDNESDAY</p> <p>Team Practice (PM) DC Maurice Crum and defensive player/s available at approx. 6:15 p.m.</p>
<p>21 THURSDAY</p> <p>Team Practice (PM) HC Tyson Helton available at approx. 5:15 p.m.</p>	<p>22 FRIDAY</p> <p>Travel Day Flight to Miami, FL</p>	<p>23 SATURDAY</p> <p>Game 7 at FIU Kickoff - 6 p.m. CT</p>

Talking POINTS

WHERE THE HILLTOPPERS STACK UP

400-yard passing performances against FBS teams in 2020 (performances/games played)

Player	Games
1. Mac Jones, Alabama	5/13
2. Dillon Gabriel, UCF	4/10
3. Kyle Trask, Florida	4/12
4. Bailey Zappe, Houston Baptist	3/3
5. Trevor Lawrence, Clemson	3/12

Active career passing leaders in all of CFB

Player	Yards
1. Bailey Zappe, HBU -> WKU	12,636
2. Eric Barriere, Eastern Washington	11,800
3. Nick Watson, Tiffin	10,968
4. Michael Hnatkowski, Muhlenberg	10,738
5. Dalton Holst, Chadron State	10,655
7. Preston Haire, Oklahoma Baptist	10,581
6. Aqeel Glass, Alabama A&M	10,571
9. Brock Purdy, Iowa State	10,323
8. Charlie Brewer, Baylor -> Utah	10,184
10. Rogan Wells, Tusculum -> WCU	10,098

Career average among active FBS punters

Player	Yards
1. Ryan Stonehouse, Colorado State	47.3
2. John Haggerty III, WKU	46.6
3. Trenton Gill, NC State	46.3
4. Austin McNamara, Texas Tech	45.6
5. Jake Camarda, Georgia	45.5
6. Lou Hedley, Miami (FL)	45.2
7. Michael Turk, Oklahoma	45.0
8. Tommy Heatherly, FIU	44.3
9. Matt Hayball, Florida Atlantic	44.2
10. Ryan Wright, Tulane	44.1

Single-season WKU gross punting average

Player	Yards
1. John Haggerty, 2019	45.9
2. John Haggerty, 2020	45.7
3. Brian Claybourn, 2004	43.4
4. Jeremy Moore, 2009	43.3
5. Jake Collins, 2016	42.7

Career sacks among active FBS defenders

Player	Sacks
1. DeAngelo Malone, WKU	27.5
2. Ali Fayad, Western Michigan	26.0
3. Cody Roscoe, Syracuse	25.5
4. Tomon Fox, North Carolina	24.0
5. Will McDonald, Iowa State	23.0

Career sacks in Hilltopper program history

Player	Sacks
1. Sherrod Coates, 1999-02	30.0
2. DeAngelo Malone, 2017-pres	26.5
3. Quanterus Smith, 2009-12	24.0
4. Jon Drummond, 1999-02	21.0
5. Ben Witman, 1996-99	20.5

Career TFL's in Hilltopper program history

Player	TFL's
1. Sherrod Coates, 1999-2002	75.0
2. Chris Carpenter, 1995-98	52.0
3. DeAngelo Malone, 2017-pres	50.5
4. Tony Towns, 1974, 76-78	49.0
5. Erik Dandy, 2000-03	47.0

WINNING WAYS

- In the past decade, Marshall and LA Tech were the only C-USA teams to win more games than WKU.
- Marshall and LA Tech are also the only teams to win more games than WKU since joining C-USA in 2014,
- During that time, WKU is 3-4 head-to-head against the Thundering Herd and 3-3 against the Bulldogs.

TEAM	2011-20	2014-20	2021
Marshall	80-47	58-30	4-3
LA Tech	78-49	57-33	2-4
WKU	76-52	54-37	2-4
MTSU	61-62	43-43	2-4
So. Miss	56-68	43-43	1-6
N. Texas	54-69	36-50	1-5
Fla. Atl.	51-70	41-44	3-3
UAB	*48-50	*40-22	5-2
UTSA	*48-60	33-51	7-0
FIU	48-69	36-44	1-5
Rice	45-73	24-55	2-4
Old Dom.	*31-42	31-42	1-6
UTEP	31-86	21-60	6-1
Charlotte	*21-46	*21-46	4-2

- In C-USA's 25-season history, only three programs have won back-to-back outright titles:
 - WKU (2015 and 2016)
 - East Carolina (2015 and 2016)
 - Louisville (2000 and 2001)

- Since the Hilltoppers joined C-USA in 2014, three different programs have won two titles:
 - UAB (2018 and 2020)
 - Florida Atlantic (2017 and 2019)
 - WKU (2015 and 2016)

Notes: UAB did not play in 2015 and 2016. ODU was FCS prior to 2014. Charlotte's program began in 2016. UTSA's program began in 2012

CURRENT #PROTOPS

It has become an annual ritual every year for Hilltoppers to get the opportunity to pursue their NFL dreams. WKU currently has five former Hilltoppers signed on active rosters, two on practice squads and four free agents.

Player	Years at WKU	NFL Team
Jack Doyle, TE	2009-12	Indianapolis Colts
George Fant, OT	2011-15*	New York Jets
Tyler Higbee, TE	2011-15	Los Angeles Rams
Joel Iyiegbuniwe, LB	2014-17	Chicago Bears
Mike White, QB	2015-17	New York Jets
Devon Key, SAF	2016-20	Kansas City Chiefs (PS)
Deon Yelder, TE	2013-17	Tampa Bay Buccaneers (PS)
Forrest Lamp, OL	2012-16	Free Agent
Jordan Meredith, OL	2016-20	Free Agent
Dionté Ruffin, CB	2017-20	Free Agent
Taywan Taylor, WR	2013-16	Free Agent

SEASON #103

WKU is playing its 103rd season of football this fall. WKU celebrated 100 seasons of football on The Hill in 2018. The program began in 1913, but due to program stoppages during World War I (1917-1919) and World War II (1943-45), the 2018 team was WKU's 100th team. Uniquely enough, it was also the 100th season of men's basketball and baseball.

To celebrate, WKU voted on and named an All-Century team and wore a commemorative patch on the team's jerseys all year. The team is comprised of 12 offensive players, 12 defensive players, 4 specialists, and one all-purpose leader. The co-head coaches of the team are Jimmy Feix, the winningest head coach in program history at 106-56-6, and Jack Harbaugh, leader of WKU's 2002 national championship team.

WKU FOOTBALL ALL-CENTURY TEAM

CO-HEAD COACHES

Jimmy Feix	1968-83
Jack Harbaugh	1989-02

OFFENSE

Brandon Doughty	2013-15	Quarterback
Bobby Rainey	2008-11	Running Back
Dickie Moore	1965-68	Running Back
Jack Doyle	2009-12	Tight End
Taywan Taylor	2013-16	Wide Receiver
Porter Williams	1970-73	Wide Receiver
Nicholas Norris	2013-16	Wide Receiver
Forrest Lamp	2013-16	Offensive Line
Buster Ashley	2001-04	Offensive Line
Chris Price	1999-02	Offensive Line
David Carter	1973-76	Offensive Line
Jim "Yogi" Hardin	1955-58	Offensive Line

BOLD - Denotes captain of that group

DEFENSE

Lawrence Brame	1967-70	Defensive Line
John Bushong	1971-74	Defensive Line
Tim Ford	1979-81	Defensive Line
Quanterus Smith	2009-12	Defensive Line
Sherrod Coates	1999-02	Linebacker
Paul Gray	1980-83	Linebacker
Rick Green	1972-75	Linebacker
Dale Lindsey	1963-64	Linebacker
Jim Burt	1961-64	Defensive Back
Joseph Jefferson	1998-01	Defensive Back
Virgil Livers	1971-74	Defensive Back
Mel Mitchell	1999-01	Defensive Back

SPECIAL TEAMS/ALL-PURPOSE

Garrett Schwettman	2012-15	Kicker
Brian Claybourn	2001-04	Punter
Antonio Andrews	2010-13	Kick Returner
Joey Stockton	1994-97	Kick Returner
Willie Taggart	1995-98	All-Purpose

UNIFORM TRACKER

Since 2013, the Hilltoppers have worn multiple jersey combinations. WKU switched to Nike uniforms in 2017 after wearing Russell previously. Here is the breakdown by uniform combination over the past eight seasons:

RECORD BY UNIFORM COMBINATION SINCE 2013

RED-RED (8-4)

Sept. 28, 2013	Navy	W, 19-7
Oct. 3, 2013	at Louisiana Monroe	W, 31-10
Nov. 30, 2013	Arkansas State	W, 34-31
Aug. 29, 2014	Bowling Green	W, 59-31
Oct. 4, 2014	UAB	L, 39-42
Nov. 8, 2014	UTEP	W, 35-27
Oct. 10, 2015	Middle Tennessee	W, 58-28
Sept. 24, 2016	Vanderbilt	L, 30-31 (OT)
Nov. 5, 2016	FIU	W, 49-21
Sept. 8, 2018	Maine	L, 28-31
Oct. 19, 2019	Charlotte	W, 30-14
Sept. 19, 2020	Liberty	L, 24-30

RED-WHITE (8-4)

Aug. 31, 2013	vs. Kentucky	W, 35-26
Oct. 26, 2013	Troy	L, 26-32
Dec. 24, 2014	vs. Central Michigan	W, 49-48
Dec. 5, 2015	Southern Miss	W, 45-28
Oct. 22, 2016	Old Dominion	W, 59-24
Dec. 3, 2016	LA Tech	W, 58-44
Sept. 2, 2017	Eastern Kentucky	W, 31-17
Sept. 16, 2017	LA Tech	L, 22-23
Oct. 14, 2017	Charlotte	W, 45-14
Oct. 27, 2018	FIU	L, 17-38
Oct. 12, 2019	Amy	W, 17-8
Oct. 10, 2020	Marshall	L, 14-38

RED-BLACK (9-4)

Nov. 22, 2014	UTSA	W, 45-7
Sept. 10, 2015	LA Tech	W, 41-38
Nov. 7, 2015	Florida Atlantic	W, 35-19
Sept. 1, 2016	Rice	W, 46-14
Nov. 12, 2016	North Texas	W, 45-7
Dec. 20, 2016	vs. Memphis	W, 51-31
Oct. 28, 2017	Florida Atlantic	L, 28-42
Nov. 17, 2017	Middle Tennessee	W, 41-38 (3OT)
Sept. 14, 2019	vs. Louisville	L, 21-38
Nov. 30, 2019	Middle Tennessee	W, 31-26
Oct. 31, 2020	at #10/11 BYU	L, 10-41
Nov. 14, 2020	Southern Miss	W, 10-7
Oct. 9, 2021	UTSA	L, 46-52

BLACK-RED (0-1)

Nov. 2, 2019	Florida Atlantic	L, 24-35
--------------	------------------	----------

BLACK-WHITE (1-0)

Nov. 17, 2018	UTEP	W, 40-16
---------------	------	----------

BLACK-BLACK (4-4)

Oct. 15, 2013	Louisiana Lafayette	L, 20-37
Oct. 25, 2014	Old Dominion	W, 66-51
Nov. 15, 2014	Army	W, 52-24
Nov. 27, 2015	Marshall	W, 49-28
Sept. 29, 2018	Marshall	L, 17-20
Aug. 29, 2019	Central Arkansas	L, 28-35
Nov. 21, 2020	FIU	W, 38-21
Sept. 25, 2021	Indiana	L, 31-33

WHITE-RED (15-9)

Sept. 7, 2013	at Tennessee	L, 20-52
Nov. 2, 2013	at Georgia State	W, 44-28
Nov. 9, 2013	at Army	W, 21-17
Nov. 23, 2013	at Texas State	W, 38-7
Sept. 6, 2014	at Illinois	L, 34-42
Sept. 27, 2014	at Navy	W, 36-27
Oct. 18, 2014	at Florida Atlantic	L, 38-45
Nov. 1, 2014	at LA Tech	L, 10-59
Nov. 28, 2014	at #19 Marshall	W, 67-66 (OT)
Sept. 3, 2015	at Vanderbilt	W, 14-12
Sept. 19, 2015	at Indiana	L, 35-38
Oct. 15, 2015	at North Texas	W, 55-28
Oct. 31, 2015	at Old Dominion	W, 55-30
Dec. 21, 2015	vs. South Florida	W, 45-35
Sept. 17, 2016	at Miami (Ohio)	W, 31-24
Nov. 26, 2016	at Marshall	W, 60-6
Aug. 31, 2018	at #4 Wisconsin	L, 3-34
Nov. 10, 2018	at Florida Atlantic	L, 15-34
Sept. 7, 2019	at FIU	W, 20-14
Oct. 5, 2019	at Old Dominion	W, 20-3
Oct. 17, 2020	at UAB	L, 14-37
Dec. 6, 2020	at Charlotte	W, 37-19
Sept. 11, 2021	at Army	L, 35-38
Oct. 16, 2021	at Old Dominion	W, 43-20
Oct. 23, 2021	at FIU	

WHITE-WHITE (14-10)

Sept. 14, 2013	at South Alabama	L, 24-31
Sept. 21, 2013	Morgan State	W, 58-17
Sept. 19, 2014	at Middle Tennessee	L, 47-50 (3OT)
Sept. 26, 2015	Miami (Ohio)	W, 56-14
Oct. 3, 2015	at Rice	W, 49-10
Oct. 24, 2015	at #5 LSU	L, 20-48
Nov. 21, 2015	at FIU	W, 63-7
Sept. 10, 2016	at #1 Alabama	L, 10-38
Oct. 1, 2016	Houston Baptist	W, 50-3
Oct. 15, 2016	at Middle Tennessee	W, 44-43 (2OT)
Sept. 9, 2017	at Illinois	L, 7-20
Sept. 23, 2017	Ball State	W, 33-21
Oct. 7, 2017	at UTEP	W, 15-14
Oct. 20, 2017	at Old Dominion	W, 35-31
Nov. 11, 2017	at Marshall	L, 23-30
Dec. 16, 2017	vs. Georgia State	L, 17-27
Sept. 22, 2018	at Ball State	W, 28-20
Oct. 13, 2018	at Charlotte	L, 14-40
Oct. 20, 2018	Old Dominion	L, 34-37
Nov. 24, 2018	at LA Tech	W, 30-15
Sept. 28, 2019	UAB	W, 20-13
Oct. 26, 2019	at Marshall	L, 23-26
Oct. 24, 2020	Chattanooga	W, 13-10
Sept. 2, 2021	UT Martin	W, 59-21

WHITE-BLACK (5-9)

Oct. 6, 2016	at LA Tech	L, 52-55
Oct. 29, 2016	at Florida Atlantic	W, 52-3
Nov. 4, 2017	at Vanderbilt	L, 17-31
Nov. 24, 2017	at FIU	L, 17-41
Sept. 15, 2018	at Louisville	L, 17-20
Nov. 2, 2018	at Middle Tennessee	L, 10-29
Nov. 9, 2019	at Arkansas	W, 45-19
Nov. 23, 2019	at Southern Miss	W, 28-10
Dec. 30, 2019	vs. Western Michigan	W, 23-20
Sept. 12, 2020	at Louisville	L, 21-35
Oct. 3, 2020	at Middle Tennessee	W, 20-17
Nov. 7, 2020	at Florida Atlantic	L, 6-10
Dec. 26, 2020	vs. Georgia State	L, 21-39
Oct. 2, 2020	at #16/17 Michigan St.	L, 31-48

PRESEASON WATCH LISTS

Conference USA (2 OFF, 2 DEF, 1 ST per team)
 Senior SAF Antwon Kincade
 Senior DE DeAngelo Malone
 r-Sophomore K Brayden Narveson
 r-Senior OT Cole Spencer
 g-Senior QB Bailey Zappe

Conference USA Academic
 r-Junior DE Juwuan Jones

Ray Guy Award (punter)
 r-Senior P John Haggerty III

Chuck Bednarik Award (defensive player)
 Senior DE DeAngelo Malone

Bronko Nagurski Award (defensive player)
 Senior DE DeAngelo Malone

Rotary Lombardi Award (OFF or DEF lineman)
 Senior DE DeAngelo Malone

Lou Groza Award (kicker)
 r-Sophomore K Brayden Narveson

John Mackey Award (tight end)
 Sophomore Joshua Simon

Earl Campbell Tyler Rose Award (player from TX)
 g-Senior QB Bailey Zappe

2022 NFLPA Collegiate Bowl Big Board
 r-Senior P John Haggerty III
 Senior DE DeAngelo Malone
 g-Senior QB Bailey Zappe

2022 Reese's Senior Bowl
 Senior DE DeAngelo Malone
 g-Senior QB Bailey Zappe

2021 C-USA PLAYERS OF THE WEEK

Sept. 6
O: QB Chris Reynolds, Charlotte
D: LB Eli Neal, Marshall
ST: K Hunter Duplessis, UTSA

Sept. 13
O: QB Bailey Zappe, WKU
D: QB N'Kosi Perry, Florida Atlantic
D: DB BeeJay Williamson, LA Tech
ST: PR Sheldon Jones, UTSA

Sept. 20
O: TE Gerrit Prince, UAB
D: DL Trumane Bell II, UTSA
ST: P Kyle Greenwell, UAB

Sept. 27
O: QB Chris Reynolds, Charlotte
D: SAF, A.J. Brathwaite, Jr., WKU
D: LB Clarence Hicks, UTSA
ST: K Hunter Duplessis, UTSA

Oct. 4
O: QB Bailey Zappe, WKU
D: SAF Reed Blankenship, MTSU
ST: KR, Camron Harrell, USM

Oct. 11
O: QB Frank Harris, UTSA
D: DE Alex Wright, UAB
ST: KR Shadrack Boyd, Charlotte

Oct. 18
O: WR Jerreth Sterns, WKU
D: DE Jadrian Taylor, UTEP
ST: SAF Grayson Cash, UAB

LEADERS
UTSA: 6
WKU: 4
UAB: 4
Charlotte: 3

POWER FIVE WINS

With their 45-19 victory at Arkansas in 2019, the Hilltoppers joined Houston and Temple as only the third non-Power Five FBS program to defeat Power Five teams with four different head coaches since 2010:

- Tyson Helton (W, 45-19 at Arkansas on Nov. 9, 2019)
- Jeff Brohm (W, 14-12 at Vanderbilt on Sept. 3, 2015)
- Bobby Petrino (W, 35-26 vs. Kentucky on Aug. 31, 2013)
- Willie Taggart (W, 32-31 [OT] at Kentucky on Sept. 15, 2012)

STAFF SHUFFLE


Of WKU's 10 full-time assistant coaches, only one (special teams coordinator and safeties coach Andy LaRussa) has the same role as last season. Four have new roles: Maurice Crum (linebackers -> defensive coordinator), Bryan Ellis (now co-offensive coordinator and inside receivers coach), Kenny Baker (defensive ends -> defensive line) and Stephen Hamby (quality control -> offensive line). Five are new faces: Zach Kittley (offensive coordinator and quarterbacks), Pat Bastien (linebackers), Josh Crawford (outside receivers), Keynodo Hudson (cornerbacks) and Carlos Locklyn (running backs).

SWISS ARMY MAN

Returning to his home city of Louisville to face the Cardinals in WKU's 2020 season opener on Sept. 12, senior defensive back Omari Alexander had one of the most unique performances you will ever see on a football field. He racked up a fumble recovery on a muffed punt, a blocked punt, an interception, a tackle for loss and 5 total tackles (3 solo, 2 assisted).

According to ESPN Stats & Info, Alexander was only 1-of-2 FBS players (Tyler Murray of Charlotte) with an interception, fumble recovery and tackle for loss in the same game in the first two weeks of 2020, while only 10 players did that in all of 2019. Note: ESPN Stats & Info has difficulty researching any individual games with blocked punts.

In addition, he was the first Hilltopper to block a punt since A.J. Brathwaite, Jr. on Oct. 19, 2019 vs. Charlotte.



SCAN FOR 2020 OMARI ALEXANDER FEATURE STORY

Talking POINTS

CoSIDA ACADEMIC ALL-AMERICANS

Two WKU Football student-athletes were voted 2020-21 CoSIDA Academic All-Americans, it was announced on July 12. Punter John Haggerty III earned First Team honors while Juwuan Jones garnered Second Team distinction.

Haggerty and Jones are the seventh and eighth CoSIDA Academic All-Americans in program history, and the first since defensive back Brian Lowder in 2002. It is the first time the Hilltoppers have ever had multiple Academic All-Americans in the same season.

WKU's six previous Academic All-Americans are defensive back Brian Lowder, 2002; center Patrick Goodman, 1999; guard Brian Bixler, 1995; guard Mark Fatkin, 1985; defensive end Tim Ford, 1981; and linebacker Jim Barber, 1971.

There were 51 total Division I football student-athletes recognized on the First and Second Teams. Of the 41 schools that had at least one representative, Stanford had the most with four players, while WKU was only 1-of-7 programs with two.

The only other Conference USA player to be a 2020-21 Academic All-American was defensive end Tyriq Harris of Charlotte. Meanwhile, there were zero other players from Kentucky schools.

Haggerty's first two seasons playing American football have been the two best punting seasons in WKU's 102-season program history. The Sydney, Australia, native averaged 45.9 yards on 45 punts in 2019, then followed it up with an average of 45.7 yards on 56 punts in 2020. Of his 101 total punts, 37 have been 50-plus yards and 37 have been inside the opponent's 20 yard line, while only six have gone for touchbacks.

In the classroom, Haggerty has a perfect 4.0 GPA in his Organizational Leadership graduate program. He has been on WKU's President's List all five semesters and earned the C-USA Academic Medal in each of the past two years.

Jones, meanwhile, has been a consistent impact player for the Hilltoppers after redshirting the 2017 campaign to make the switch from high school linebacker to collegiate defensive end. Over the past three seasons, the Sugar Hill, Ga., native has played in all 37 games while starting 32 games – including 28 consecutively. He has racked up 135 total tackles – including 23.5 for loss – and 14 sacks, along with 19 quarterback hurries.

In the classroom, Jones earned a bachelor's degree in Sport Management in only three years – graduating with a 3.75 GPA – and is currently working on a master's degree in Teaching with a focus in Special Education. He was voted to the 2020 C-USA All-Academic Team.

NON-CON COMPETITION

After going 0-12 against non-conference foes in their first three years as an FBS team (2009-11), WKU has turned it around against teams from Group of Five or FCS conferences, going 21-8 against them since 2012.

From 2012 through the 2017 regular season, the Hilltoppers posted a 16-1 record against such teams, but since the 2017 Cure Bowl, WKU has a 5-7 mark in the past 12 such games. The Hilltoppers are 13-3 in home games against non-conference Group of Five or FCS teams in that time frame.

2012		
Date	Opponent	Score
S 1	Austin Peay	W, 49-10
S 22	Southern Miss	W, 42-17
D 26	vs. Central Michigan	L, 21-24

2013		
Date	Opponent	Score
S 21	Morgan State	W, 58-17
S 28	Navy	W, 19-7
N 9	at Army	W, 21-17

2014		
Date	Opponent	Score
A 29	Bowling Green	W, 59-31
S 27	at Navy	W, 36-27
N 15	Army	W, 52-24
D 24	vs. Central Michigan	W, 49-48

2015		
Date	Opponent	Score
S 26	Miami (Ohio)	W, 56-14
D 21	vs. South Florida	W, 45-35

2016		
Date	Opponent	Score
S 17	at Miami (Ohio)	W, 31-24
O 1	Houston Baptist	W, 50-3
D 20	vs. Memphis	W, 51-31

2017		
Date	Opponent	Score
S 2	Eastern Kentucky	W, 31-17
S 23	Ball State	W, 33-21
D 16	vs. Georgia State	L, 17-27

2018		
Date	Opponent	Score
S 8	Maine	L, 28-31
S 22	at Ball State	W, 28-20

2019		
Date	Opponent	Score
A 29	Central Arkansas	L, 28-35
O 12	Army	W, 17-8
D 30	vs. Western Michigan	W, 23-20

2020		
Date	Opponent	Score
S 19	Liberty	L, 24-30
O 24	Chattanooga	W, 13-10
O 31	at #10/11 BYU	L, 10-41
D 26	vs. Georgia State	L, 21-39

2021		
Date	Opponent	Score
S 2	UT Martin	W, 59-21
S 11	at Army	L, 35-38

FEMALE ATHLETIC TRAINERS

Jessica Judd serves as an Associate Athletic Trainer and has worked with Hilltopper Football since 2015. After spending three seasons as an assistant on staff, Judd was elevated to the primary trainer role with the football team in the summer of 2018. Judd and her husband, Michael, had a son – Jackson Everett James – on July 14. She is only 1-of-11 primary female athletic trainers across the 130 FBS programs, along with these ten:

- Carolyn Billings, BYU (*interim*)
- Jennifer Brodeur, UMass
- Brandy Clouse, Georgia Southern
- Dani Coppes, Bowling Green
- Alyson Gramley, Troy
- Mindy Hoffman, Kansas State
- Sarah McBrien, Western Michigan
- Kammy Powell, Iowa
- Kelli Pugh, Virginia
- Mary Vander Heiden, UCF

IN-SEASON BIRTHDAYS

(IN ITALICS MEANS THEIR BIRTHDAY FALLS ON A GAMEDAY)

Sept. 3 Coach Kenny Baker
Sept. 3 Kendrick Simpkins
Sept. 6 Coach Keynodo Hudson
Sept. 9 River Helms
Sept. 13 Coach Bryan Ellis
Sept. 15 Mitchell Tinsley
Sept. 25 *Miguel Edwards*
Sept. 25 *Ben Ratzlaff*
Sept. 28 Brayden Narveson
Oct. 2 *Coach Carlos Locklyn*
Oct. 2 *Jake Bowman*
Oct. 6 Kye Robichaux
Oct. 7 Rusty Staats

Oct. 11 Mason Brooks
Oct. 13 C.J. Jones
Oct. 14 Craig Burt, Jr.
Oct. 14 Will Ignont
Oct. 16 *Marshall Jackson*
Oct. 18 Kendall Abdur-Rahman
Oct. 21 Matt Baldeck
Oct. 21 C.J. Marria
Oct. 21 Cardavion Myers
Oct. 22 DeMarquez Trotter
Nov. 1 Antwon Kincade
Nov. 9 Kahlef Hailassie
Nov. 16 JaQues Evans

Nov. 17 Cory Munson
Nov. 20 *Juwuan Jones*
Nov. 27 *Joshua Simon*
Nov. 29 B.J. Wagner
Dec. 2 Matthew Smith
Dec. 4 Tre Shaw
Dec. 6 Nicholas Days
Dec. 10 Coach Stephen Hamby
Dec. 13 Noah Whittington
Dec. 17 Beanie Bishop
Dec. 22 Matthew Flint
Jan. 2 Josh Sterns
Jan. 6 Cameron Stage

JERRETH STERNS VOTED C-USA OPOW AFTER HUGE GAME AT ODU

Wide receiver Jerreth Sterns was voted Conference USA Offensive Player of the Week, the league announced on Oct. 18. He is the second Hilltopper wideout to be honored, joining Taywan Taylor after his 166-yard, three-touchdown performance vs. North Texas on Nov. 12, 2016.

In WKU's 43-20 victory at Old Dominion on Saturday, Sterns had 13 receptions for a career-high 221 yards and a career-long 74-yard touchdown. He became only the second receiver in program history to eclipse the 200-yard mark; the all-time Hilltopper record is 276 yards by Joey Stockton at Austin Peay on September 16, 1995. The Waxahachie, Texas, native had eight catches for 188 yards in the first half alone, helping the team take a commanding 30-3 lead into the break.

In a three-game span – against undefeated Michigan State, undefeated UTSA and the Monarchs, who previously had the No. 2 defense in Conference USA – Sterns has accumulated 46 receptions for 602 yards and four touchdowns. He became the fifth player since 2000 (as far back as records go on www.Sports-Reference.com) with 46 or more catches in a three-game span and the 14th with at least 600 yards in a three-game span.

Sterns leads all FBS receivers with 69 receptions for 962 yards, while his 8 touchdowns are tied for fourth. He joins Texas Tech's Michael Crabtree in 2007 as the only two FBS receivers since 2000 with at least 64 catches and 950 yards in their team's first six games of the season.

Sterns was also named to the Paul Hornung Award Weekly Honor Roll on Oct. 18, which lists the most versatile players in major college football. In addition to his 221 receiving yards, he recorded a rush for seven yards and a punt return for three yards against the Monarchs, totaling 231 all-purpose yards.

ZAPPE VOTED C-USA OPOW AFTER 488 YARDS AGAINST SPARTANS

Quarterback Bailey Zappe was voted Conference USA Offensive Player of the Week, the league announced on October 4. He joins Charlotte quarterback Chris Reynolds and UTSA kicker Hunter Duplessis as winners of multiple C-USA honors so far this season.

Zappe completed 46-of-64 passes (72%) for 488 yards at #16/17 Michigan State, with three touchdowns and zero interceptions. The 488 yards were the sixth-most ever by a Hilltoppers quarterback and the third-most against a Spartans' defense since 2000 (via www.Sports-Reference.com). Along with 424 yards vs. UT Martin and 435 yards at Army, Zappe already has three of the top 14 passing performances in WKU history.

The 488 yards were the most by a C-USA quarterback since Old Dominion's Blake LaRussa had 495 vs. Virginia Tech on September 22, 2018. The 46 completions tied the Hilltoppers' all-time program record, set by Brandon Doughty vs. Bowling Green on August 29, 2014, and were the most by a C-USA quarterback since that same performance.

Zappe joins Brandon Doughty (eight times in 2014 and 2015) and White (twice in 2016 and 2017) as WKU quarterbacks who have won multiple C-USA Offensive Player of the Week awards.

BRAETHWAITE VOTED C-USA DPOW AFTER 15-TACKLE EFFORT VS. INDIANA

Safety A.J. Brathwaite, Jr. was voted Conference USA Co-Defensive Player of the Week, the league announced on September 27. It is the 10th time a Hilltopper defender has earned the honor since WKU joined the league prior to the 2014 season.

Brathwaite led the Hilltoppers with a career-high 15 total tackles (nine solo, six assisted) while adding a sack and a forced fumble against Big Ten opponent Indiana. His 15 tackles tied for the fourth-most by a WKU defender in the program's FBS Era (since 2009). Most recently, safety Devon Key reached that mark on September 19, 2020, vs. Liberty.

The Miami, Fla., native was only 1-of-11 defenders this past weekend with 15-plus tackles and only 1-of-2 from C-USA (Florida Atlantic's Jordan Helm also had 15 tackles at Air Force).

Brathwaite joins Wonderful Terry (twice in 2014), DeAngelo Malone (twice, 2019 and 2020), Marcus Ward (2015), Nick Holt (2015), Joe Brown (2017), Kyle Bailey (2019) and Key (2019) as WKU's C-USA Defensive Player of the Week honorees. Overall Hilltopper Football has won 16 Offensive, 10 Defensive and 11 Special Teams Player of the Week awards over the past seven-plus seasons.

ZAPPE VOTED C-USA OPOW AFTER 435-YARD PERFORMANCE AT ARMY

Quarterback Bailey Zappe was voted Conference USA Co-Offensive Player of the Week, the league announced on September 13. He becomes the fifth different Hilltopper quarterback to earn the honor since WKU joined the league prior to the 2014 season.

A week after throwing for 424 yards against UT Martin, Zappe one-upped himself against one of the FBS' best defenses from a year ago. At Army on Saturday, he completed 28-of-40 passes (70%) for 435 yards and three touchdowns – compared to one interception – while also adding a touchdown rush. His 435 yards were the most allowed by an Army defense to a single quarterback since at least 2000 (as far back as records go on www.Sports-Reference.com).

The 435 yards were the 12th-most by a WKU quarterback and the 17th 400-yard passing game in Hilltopper history. He surpassed his 424-yard effort in the Hilltoppers' first game against UT Martin, which now stands 13th all-time in program history. The 435 passing yards were the fifth-most in his collegiate career, the most being 567 at Texas Tech in 2020. It was the seventh time he surpassed the 400-yard mark and the fifth time in his past six games dating back to 2020.

2021 RULE CHANGES

OT 2-Point Conversion Requirements

Teams will be required to run a 2-point conversion play after a touchdown when a game reaches a second overtime period. Previously, a 2-point attempt was required after the third overtime period. Also, if the game reaches a third overtime, teams will run alternating 2-point plays, instead of starting another drive at the opponent's 25-yard line. Teams can still choose whether to kick the point after touchdown or run a 2-point conversion play during the first overtime period.

Team Area

The team area will be permanently extended to the 20-yard lines, starting in the 2021 season. Previously, the team area extended to the 25-yard lines, but this area was expanded to the 15-yard lines last season to create more spacing due to the COVID-19 pandemic.

Unsportsmanlike Tactics

Video board and lighting system operators have been included in those personnel who may not create any distraction that obstructs play.

Feigning Injuries

A new framework has been created to allow a school or conference to request a postgame video review about questionable actions through the NCAA secretary-rules editor/national coordinator of officials.

Points of Emphasis

- The NCAA Football Rules Committee continues to embrace the targeting and dangerous contact fouls to promote player safety and reduce head contact.
- It will be a point of emphasis for officials to penalize any taunting action directed toward an opponent. Committee members think these actions reflect poorly on the game and can lead to unnecessary confrontations.
- Officials are directed to be alert to players who are significantly in violation of uniform rules and to send violators out of the game to correct the issue. This will include specifically the pants, jerseys and T-shirts that extend below the torso.

CAREER-HIGHS at WKU

QUARTERBACKS

#4 Bailey Zappe

Completions: 46, at #16/17 Michigan State 10/2/21
 Attempts: 64, at #16/17 Michigan State 10/2/21
 Passing yards: 523, vs. UTSA 10/9/21
 Passing touchdowns: 7, vs. UT Martin 9/2/21
 Interceptions: 1, 4x, most recently at Old Dominion 10/16/21
 Longest completion: 74, at Old Dominion 10/16/21
 Passing efficiency rating: 242.0, vs. UT Martin 9/2/21
 Rushing attempts: 8, at Army 9/11/21
 Rushing yards: 24, vs. UT Martin 9/2/21
 Longest rush: 21, vs. UT Martin 9/2/21
 Rushing touchdowns: 1, at Army 9/11/21

RUNNING BACKS

#3 Jakairi Moses

Attempts: 19, at UTEP 10/7/17
 Rushing yards: 56, vs. Ball State 9/23/17
 Longest rush: 28, vs. FIU 11/21/20
 Rushing touchdowns: 1, 2x, most recently 9/23/17
 Receptions: 6, at UTEP 10/7/17
 Receiving yards: 51, vs. Central Arkansas 8/29/19
 Longest reception: 26, vs. Central Arkansas 8/29/19

#7 Adam Cofield

Attempts: 10, 3x, most recently at Old Dominion 10/16/21
 Rushing yards: 67, at Old Dominion 10/16/21
 Longest rush: 20, at Old Dominion 10/16/21
 Rushing touchdowns: 1, 3x, most recently vs. UTSA 10/9/21
 Receptions: 6, at #16/17 Michigan State 10/2/21
 Receiving yards: 33, at #16/17 Michigan State 10/2/21
 Longest reception: 12, vs. UTSA 10/9/21

#20 Noah Whittington

Attempts: 8, 3x, most recently at Old Dominion 10/16/21
 Rushing yards: 49, vs. UTSA 10/9/21
 Longest rush: 15, at Louisville 9/12/20
 Receptions: 2, at UAB 10/17/20
 Receiving yards: 8, at Army 9/11/21
 Longest reception: 8, at Army 9/11/21

#25 C.J. Jones

Attempts: 9, at MTSU 10/3/20
 Rushing yards: 57, vs. Georgia State 12/26/20
 Longest rush: 32, vs. Georgia State 12/26/20
 Rushing touchdowns: 1, 2x, most recently vs. Georgia State 12/26/20
 Receptions: 1, 2x, most recently vs. UTSA 10/9/21
 Receiving yards: 15, vs. UT Martin 9/2/21
 Longest reception: 15, vs. UT Martin 9/2/21

#33 Kye Robichaux

Attempts: 9, vs. UT Martin 9/2/21
 Rushing yards: 44, vs. UT Martin 9/2/21
 Longest rush: 10, 2x, most recently vs. UTSA 10/9/21

WIDE RECEIVERS

#2 Craig Burt, Jr.

Receptions: 5, 2x, most recently at FAU 11/7/20
 Receiving yards: 54, vs. UT Martin 9/2/21
 Longest reception: 54, vs. UT Martin 9/2/21
 Receiving touchdowns: 1, 3x, most recently vs. UT Martin 9/2/21

#5 Mitchell Tinsley

Receptions: 7, at #16/17 Michigan State 10/2/21
 Receiving yards: 127, at #16/17 Michigan State 10/2/21
 Longest reception: 60, at #16/17 Michigan State 10/2/21
 Receiving touchdowns: 1, 7x, most recently vs. UTSA 10/9/21

#8 Jerreth Sterns

Receptions: 17, at #16/17 Michigan State 10/2/21
 Receiving yards: 221, at Old Dominion 10/16/21
 Longest reception: 74, at Old Dominion 10/16/21
 Receiving touchdowns: 2, 3x, most recently vs. UTSA 10/9/21

#9 Josh Sterns

Receptions: 3, at Old Dominion 10/16/21
 Receiving yards: 32, vs. Indiana 9/25/21
 Longest reception: 24, 2x, most recently vs. UTSA 10/9/21

#11 Malachi Corley

Receptions: 9, vs. Indiana 9/25/21
 Receiving yards: 70, vs. Indiana 9/25/21
 Longest reception: 40, vs. UT Martin 9/2/21
 Receiving touchdowns: 1, 4x, most recently at Old Dominion 10/16/21

#15 Dakota Thomas

Receptions: 5, at Charlotte 12/6/20
 Receiving yards: 78, at Charlotte 12/6/20
 Longest reception: 37, at Charlotte 12/6/20
 Receiving touchdowns: 2, at Old Dominion 10/16/21

#17 Dalvin Smith

Receptions: 2, 2x, most recently vs. UTSA 10/9/21
 Receiving yards: 43, vs. UTSA 10/9/21
 Longest reception: 33, vs. UTSA 10/9/21
 Receiving touchdowns: 1, 4x, most recently vs. UTSA 10/9/21

#18 Daewood Davis

Receptions: 5, 2x, most recently at Old Dominion 10/16/21
 Receiving yards: 83, vs. UT Martin 9/2/21
 Longest reception: 72, vs. UT Martin 9/2/21
 Receiving touchdowns: 1, 3x, most recently at Old Dominion 10/16/21

#22 Ben Ratzlaff

Receptions: 2, at Old Dominion 10/16/21
 Receiving yards: 20, vs. UT Martin 9/2/21
 Longest reception: 20, vs. UT Martin 9/2/21

TIGHT END

#6 Joshua Simon

Receptions: 6, 2x, most recently at UAB 10/17/20
 Receiving yards: 105, vs. Western Michigan 12/30/19
 Longest reception: 77, vs. Louisville 9/14/19
 Receiving touchdowns: 2, vs. UT Martin 9/2/21

#89 Joey Beljan

Receptions: 2, 2x, most recently vs. UTSA 10/9/21
 Receiving yards: 17, vs. UTSA 10/9/21
 Longest reception: 14, vs. UTSA 10/9/21
 Receiving touchdowns: 2, at #16/17 Michigan State 10/2/21

DEFENSIVE ENDS

#4 Niko Cooper

Tackles: 1, 2x, most recently at #16/17 Michigan State 10/2/21
 Solo tackles: 1, 2x, most recently at #16/17 Michigan State 10/2/21

#10 DeAngelo Malone

Double-digit tackle games: 6, most recently vs. UTSA 10/9/21
 Tackles: 12, 2x, most recently at Army 9/11/21
 Solo tackles: 8, vs. FAU 11/2/19
 Assist tackles: 8, at Army 9/11/21
 TFL: 4.0, at Old Dominion 10/5/19
 TFL yards: 30, at Old Dominion 10/5/19
 Sacks: 3.0, at Old Dominion 10/5/19
 Sack yards: 26, at Old Dominion 10/5/19
 QB hurries: 4, vs. FIU 11/21/20
 Pass breakups: 1, 3x, most recently at #16/17 Michigan State 10/2/21
 Interceptions: 1, at Louisville 9/15/18
 Defensive TD: 1, at Southern Miss 11/23/19
 Blocked FG/PAT: 1, 2x, most recently vs. Georgia State 12/26/20
 Safeties: 1, at LA Tech 11/24/18

#34 Juwuan Jones

Double-digit tackle games: 1, at Marshall 10/26/19
 Tackles: 10, at Marshall 10/26/19
 Solo tackles: 5, at MTSU 11/2/18
 Assist tackles: 8, at Marshall, 10/26/19
 TFL: 2.5, 2x, most recently vs. Louisville 9/14/19
 TFL yards: 12, 2x, most recently vs. FAU 11/2/19
 Sacks: 2.5, vs. Old Dominion 10/20/18
 Sack yards: 12, 2x, most recently vs. FAU 11/2/19
 QB hurries: 2, 4x, most recently at Charlotte 12/6/20
 Pass breakups: 1, 5x, most recently at Charlotte 12/6/20

#43 Michael Pitts

Tackles: 7, at Army 9/11/21
 Solo tackles: 5, at Army 9/11/21
 Assist tackles: 2, 2x, most recently at Old Dominion 10/16/21
 TFL: 2.0, at Army 9/11/21
 TFL yards: 7, 2x, most recently at Army 9/11/21
 Sacks: 1.0, 2x, most recently at Old Dominion 10/16/21
 Sack yards: 7, vs. UT Martin 9/2/21
 QB hurries: 1, vs. UTSA 10/9/21
 Pass breakups: 1, at Old Dominion 10/16/21

#90 JaQues Evans

Tackles: 5, vs. UT Martin 9/2/21
 Solo tackles: 2, 2x, most recently vs. Indiana 9/25/21
 Assist tackles: 4, vs. UT Martin 9/2/21
 Pass breakups: 1, at #16/17 Michigan State 10/2/21

#98 Marcus Bragg

Tackles: 4, vs. UTSA 10/9/21
 Solo tackles: 2, 2x, most recently vs. UT Martin 9/2/21
 Assist tackles: 3, vs. UTSA 10/9/21
 Pass breakups: 1, 2x, most recently at FAU 11/7/20

DEFENSIVE TACKLES**#0 Jeremy Darwin**

Tackles: 7, vs. Georgia State 12/16/17
 Solo tackles: 4, at #16/17 Michigan State 10/2/21
 Assist tackles: 5, vs. Georgia State 12/16/17
 TFL: 1.5, vs. Georgia State 12/16/17
 TFL yards: 9, 2x, most recently at FAU 11/7/20
 Sacks: 1.0, 6x, most recently vs. FIU 11/21/20
 Sack yards: 9, 2x, most recently at FAU 11/7/20
 QB hurries: 1, 9x, most recently vs. UTSA 10/9/21
 Pass breakups: 1, 2x, most recently vs. Indiana 9/25/21
 Interceptions: 1, vs. UAB 9/28/19

#3 Lichon Terrell

Tackles: 2, vs. UTSA 10/9/21
 Solo tackles: 2, vs. UTSA 10/9/21
 Assist tackles: 1, 3x, most recently at Old Dominion 10/16/21

#35 Mike Allen

Tackles: 2, at Old Dominion 10/16/21
 Solo tackles: 1, at Old Dominion 10/16/21
 Assist tackles: 1, at Old Dominion 10/16/21
 QB hurries: 1, vs. UT Martin 9/2/21

#92 Terrion Thompson

Tackles: 1, vs. UT Martin 9/2/21
 Assist tackles: 1, vs. UT Martin 9/2/21

#97 Darius Shipp

Tackles: 5, at Army 9/11/21
 Solo tackles: 2, 4x, most recently at Old Dominion 10/16/21
 Assist tackles: 3, 2x, most recently vs. UTSA 10/9/21
 TFL: 2.0, vs. Georgia State 12/26/20
 TFL yards: 2, vs. Georgia State 12/26/20
 Sacks: 1.0, vs. Georgia State 12/26/20
 Sack yards: 1, vs. Georgia State 12/26/20
 QB hurries: 2, at #16/17 Michigan State 10/2/21
 Pass breakups: 1, vs. Liberty 9/19/20

#99 Brodrick Martin

Tackles: 3, vs. UT Martin 9/2/21
 Solo tackles: 1, 2x, most recently vs. Indiana 9/25/21
 Assist tackles: 3, vs. UT Martin 9/2/21
 TFL: 0.5, at Old Dominion 10/16/21
 TFL yards: 1, at Old Dominion 10/16/21

LINEBACKERS**#5 Nick Days**

Double-digit tackle games: 1, vs. Georgia State 12/26/20
 Tackles: 12, vs. Georgia State 12/26/20
 Solo tackles: 11, vs. Georgia State 12/26/20
 Assist tackles: 3, vs. FIU 11/21/20

#8 Matthew Flint

Tackles: 1, 2x, most recently vs. Indiana 9/25/21
 Solo tackles: 1, vs. UT Martin
 Assist tackles: 1, vs. Indiana 9/25/21

#11 Jaden Hunter

Double-digit tackle games: 1, at Army 9/11/21
 Tackles: 10, at Army 9/11/21
 Solo tackles: 6, at Army 9/11/21
 Assist tackles: 4, 2x, most recently at #16/17 Michigan State 10/2/21
 TFL: 1.0, 4x, most recently at #16/17 Michigan State 10/2/21
 TFL yards: 10, at Arkansas 11/9/19
 Sacks: 1.0, at Arkansas 11/9/19
 Sack yards: 10, at Arkansas 11/9/19
 QB hurries: 1, at MTSU 10/3/20

#23 Will Ignont

Tackles: 9, at Old Dominion 10/16/21
 Solo tackles: 6, vs. Indiana 9/25/21
 Assist tackles: 6, at Old Dominion 10/16/21
 TFL: 2.0, 2x, most recently at Old Dominion 10/16/21
 TFL yards: 16, at Old Dominion 10/16/21
 Sacks: 2.0, at Old Dominion 10/16/21
 Sack yards: 16, at Old Dominion 10/16/21
 Pass breakups: 1, 2x, most recently vs. UTSA 10/9/21
 Interceptions: 1, at Old Dominion 10/16/21

#24 Malik Staples

Tackles: 5, 2x, most recently vs. Georgia State 12/26/20
 Solo tackles: 2, 3x, most recently vs. UT Martin 9/2/21
 Assist tackles: 5, vs. FIU 9/7/19
 TFL: 1.0, 2x, most recently vs. UT Martin 9/2/21
 TFL yards: 3, vs. Georgia State 12/26/20

CAREER-HIGHS at WKU

#28 Demetrius Cain

Tackles: 8, vs. Indiana 9/25/21
 Solo tackles: 3, 2x, most recently vs. UTSA 10/9/21
 Assist tackles: 5, vs. Indiana 9/25/21
 TFL: 1.0, vs. Charlotte 10/14/17
 TFL yards: 5, vs. Charlotte 10/14/17
 Sacks: 1.0, vs. Charlotte 10/14/17
 Sack yards: 10, vs. Charlotte 10/14/17
 QB hurries: 2, vs. FIU 11/21/20
 Pass breakups: 1, 2x, most recently at Vanderbilt 11/4/17

DEFENSIVE BACKS

#1 Antwon Kincade

Double-digit tackle games: 6, most recently at #16/17 MSU 10/2/21
 Tackles: 15, at Marshall 10/26/19
 Solo tackles: 8, at #16/17 Michigan State 10/2/21
 Assist tackles: 10, vs. Indiana 9/25/21
 TFL: 1.0, 8x, most recently at #16/17 Michigan State 10/2/21
 TFL yards: 6, at #16/17 Michigan State 10/2/21
 QB hurries: 2, at Marshall 11/11/17
 Pass breakups: 2, 2x, most recently vs. UTSA 10/9/21
 Interceptions: 1, 4x, most recently at Old Dominion 10/16/21

#2 A.J. Brathwaite, Jr.

Double-digit tackle games: 2, most recently at Old Dominion 10/16/21
 Tackles: 15, vs. Indiana 9/25/21
 Solo tackles: 9, vs. Indiana 9/25/21
 Assist tackles: 6, vs. Indiana 9/25/21
 TFL: 1.0, vs. Indiana 9/25/21
 TFL yards: 16, vs. Indiana 9/25/21
 Sacks: 1.0, vs. Indiana 9/25/21
 Sack yards: 16, vs. Indiana 9/25/21
 Pass breakups: 1, 2x, most recently at Old Dominion 10/16/21
 Interceptions: 1, vs. UTSA 10/9/21
 Defensive TD: 1, at Charlotte 12/6/20
 Blocked punts: 1, vs. Charlotte 10/19/19

#6 T.J. Springer

Tackles: 3, at #10/11 BYU 10/31/20
 Solo tackles: 3, at #10/11 BYU 10/31/20
 Assist tackles: 1, vs. Indiana 9/25/21
 Pass breakups: 3, vs. UT Martin 9/2/21

#7 Tre Shaw

Tackles: 2, at Army 9/11/21
 Solo tackles: 1, 2x, most recently at Old Dominion 10/16/21
 Assist tackles: 1, at Army 9/11/21

#9 Dominique Bradshaw

Tackles: 4, at Middle Tennessee 10/3/20
 Solo tackles: 3, 2x, most recently at UAB 10/17/20
 Assist tackles: 1, 5x, most recently vs. Georgia State 12/26/20
 Pass breakups: 3, at Charlotte 12/6/20

#12 Kahlef Hailassie

Total tackles: 7, at #16/17 Michigan State 10/2/21
 Solo tackles: 4, vs. Indiana 9/25/21
 Assist tackles: 5, at #16/17 Michigan State 10/2/21
 Pass breakups: 1, 2x, most recently vs. Indiana 9/25/21

#13 Miguel Edwards

Double-digit tackle games: 1, at Old Dominion 10/16/21
 Tackles: 10, at Old Dominion 10/16/21
 Solo tackles: 8, at Old Dominion 10/16/21
 Assist tackles: 2, at Old Dominion 10/16/21
 Pass breakups: 2, at Old Dominion 10/16/21
 Interceptions: 1, vs. UT Martin 9/2/21

#14 Davion Williams

Tackles: 5, vs. UT Martin 9/2/21
 Solo tackles: 4, vs. UT Martin 9/2/21
 Assist tackles: 1, 3x, most recently at Old Dominion 10/16/21

#16 Kendrick Simpkins

Tackles: 3, at #10/11 BYU 10/31/20
 Solo tackles: 2, at #10/11 BYU 10/31/20
 Assist tackles: 1, 2x, most recently at #10/11 BYU 10/31/20
 TFL: 0.5, at Old Dominion 10/16/21
 TFL yards: 1, at Old Dominion 10/16/21
 Pass breakups: 1, at #10/11 BYU 10/31/20

#20 Kaleb Oliver

Tackles: 7, at #16/17 Michigan State 10/2/21
 Solo tackles: 4, at #16/17 Michigan State 10/2/21
 Assist tackles: 3, 2x, most recently at Old Dominion 10/16/21
 Pass breakups: 1, at #16/17 Michigan State 10/2/21

#21 Beanie Bishop

Tackles: 7, vs. UTSA 10/9/21
 Solo tackles: 7, vs. UTSA 10/9/21
 Assist tackles: 1, 9x, most recently vs. Indiana 9/25/21
 TFL: 1.0, 3x, most recently vs. Indiana 9/25/21
 TFL yards: 5, at Louisville 9/12/20
 Pass breakups: 1, 5x, most recently at FAU 11/7/20

#27 Omari Alexander

Tackles: 5, at Old Dominion 10/16/21
 Solo tackles: 3, vs. UTSA 10/9/21
 Assist tackles: 5, at Old Dominion 10/16/21
 TFL: 1.0, 2x, most recently at #10/11 BYU 10/31/20
 TFL yards: 3, at MTSU 10/3/20
 QB hurries: 1, 4x, most recently vs. FIU 11/21/20
 Pass breakups: 2, 2x, most recently vs. Chattanooga 10/24/20

KICKERS

#44 Brayden Narveson

Field goals made: 3, 3x, most recently at Old Dominion 10/16/21
 Field goal attempts: 4, at Old Dominion 10/16/21
 Longest FG made: 53, at MTSU 10/3/20
 Longest FG attempted: 55, vs. UTSA 10/9/21
 Extra points made/attempted: 8, vs. UT Martin 9/2/21

#46 Cory Munson

Field goals made: 3, 2x, most recently 12/30/19
 Field goal attempts: 5, vs. Charlotte 10/19/19
 Longest FG made: 52 yards, vs. Western Michigan 12/30/19
 Extra points made/attempted: 6, at Arkansas 11/9/19
 Kickoffs: 10, vs. UT Martin 9/2/21
 Kickoff yardage: 585, vs. UTSA 10/9/21
 Touchbacks: 9, vs. UTSA 10/9/21

PUNTER

#47 John Haggerty III

Punts: 8, vs. FIU 11/21/20
 Punt yards: 426, vs. FIU 11/21/20
 Longest punt: 68, at UAB 10/17/20
 Average (3+ punts): 53.25, vs. FIU 11/21/20
 Punts inside the 20: 4, vs. FIU 11/21/20
 Punts of 50+ yards: 6, vs. FIU 11/21/20

Offense Key Player Bios



4
Bailey Zappe
 QB • 6-1 • 220
 g-Senior
 Victoria, Texas
 Houston Baptist

ZAPPE'S 2021 ACCOLADES

- C-USA Offensive Player of the Week (Oct. 4, 2021)
- C-USA Co-Offensive Player of the Week (Sept. 13, 2021)
- Davey O'Brien Award "Great 8" (Oct. 18, 2021)
- Davey O'Brien Award "Davey Double 16" (Oct. 11, 2021)
- Earl Campbell Tyler Rose Award HM (Sept. 7, 2021)
- Manning Award Star of the Week (Oct. 18, 2021)
- 2022 Reese's Senior Bowl Watchlist
- 2022 NFLPA Collegiate Bowl Big Board
- 2021 Davey O'Brien Award Watch List (Added on Oct. 11)
- 2021 Maxwell Award Watch List (Added on Oct. 6)
- 2021 Conference USA Preseason Watch List
- 2021 Earl Campbell Tyler Rose Award Watch List

CAREER vs. FBS TEAMS

	C-A	COMP	YDS	TD-INT
at Texas State	21-34	61.8%	199	0-0
at SMU	27-49	55.1%	226	2-1
at UTEP	27-37	73.0%	300	2-0
at North Texas	39-62	62.9%	480	3-0
at Texas Tech	30-49	61.2%	567	4-0
at LA Tech	37-58	63.8%	406	5-1
at Army	28-40	70.0%	435	3-1
Indiana	31-44	70.5%	365	3-0
at Michigan St.	46-64	71.9%	488	3-0
UTSA	38-60	63.3%	523	5-1
at Old Dom.	36-54	66.7%	397	5-1
TOTALS	360-551	65.3%	4,386	35-5

ZAPPE'S KEY NOTES

- On December 27, 2020, college football's leading passer announced that he was coming to The Hill.
- A transfer from Houston Baptist, Zappe joined four other recent Huskies-turned-Hilltoppers in offensive coordinator and quarterbacks coach Zach Kittler, as well as wide receivers Jerreth Sterns, Josh Sterns and Ben Ratzlaff.
- In an abridged 2020 season, Zappe completed 141-of-215 passes (65.6%) for 1,833 yards, with 15 touchdowns and only one interception.
- At 458.3 yards per game, Zappe's average led all of college football and ranked 101.3 yards above the leading FBS passer (Dillon Gabriel of UCF - 357 yards per game) in 2020. Zappe and the Huskies put up 480 pass yards and three scores at North Texas, 406 and five scores at LA Tech, and 380 and three scores at Eastern Kentucky, but the most notable performance was against Big 12 opponent Texas Tech.
- In Lubbock, Texas, against the Red Raiders, Zappe completed 30-of-49 passes for 567 yards with four touchdowns, as HBU dropped a 35-33 heartbreaker even though they entered the game as 40-point underdogs. The 567 pass yards were the most ever for an FCS player against an FBS defense.

CAREER CUMULATIVE STATISTICS

COMPLETIONS:	1,107
ATTEMPTS:	1,774
PERCENTAGE:	62.4%
YARDS:	12,636
TOUCHDOWNS:	104
INTERCEPTIONS:	43

2021 GAME-BY-GAME PASSING

	C-A	COMP	YDS	TD-INT
UT Martin	28-35	80.0%	424	7-1
at Army	28-40	70.0%	435	3-1
Indiana	31-44	70.5%	365	3-0
at Michigan St.	46-64	71.9%	488	3-0
UTSA	38-60	63.3%	523	5-1
at Old Dom.	36-54	66.7%	397	5-1
TOTALS	207-297	69.7%	2,632	26-4

2020 GAME-BY-GAME PASSING

	C-A	COMP	YDS	TD-INT
at North Texas	39-62	62.9%	480	3-0
at Texas Tech	30-49	61.2%	567	4-0
at LA Tech	37-58	63.8%	406	5-1
at Eastern KY	35-46	76.1%	380	3-0
TOTALS	141-215	65.6%	1,833	15-1

2019 GAME-BY-GAME PASSING

	C-A	COMP	YDS	TD-INT
at UTEP	27-37	73.0%	300	2-0
TX Wesleyan	17-23	73.9%	249	3-2
at South Dakota	41-53	77.4%	513	5-3
NW State	22-37	59.5%	257	4-1
TX Southern	43-59	72.9%	498	7-1
Incarname Word	49-69	71.0%	390	3-2
at Ab. Christian	35-56	62.5%	267	1-1
at McNeese St.	32-52	61.5%	317	4-1
SE Louisiana	22-42	52.4%	156	0-1
at Nicholls St.	26-41	63.4%	246	1-1
Lamar	14-27	51.9%	251	3-0
at Sam Houston	29-64	45.3%	367	2-2
TOTALS	357-560	63.8%	3,811	35-15

2018 GAME-BY-GAME PASSING

	C-A	COMP	YDS	TD-INT
SW Baptist	21-31	67.7%	204	3-0
McNeese St.	18-35	51.4%	348	3-2
Ab. Christian	18-27	66.7%	237	1-1
at SMU	27-49	55.1%	226	2-1
at Central AR	32-54	59.3%	346	4-1
at SE Louisiana	29-46	63.0%	342	3-3
Stephen F.A.	15-34	44.1%	143	2-1
at NW State	25-38	65.8%	251	3-1
Nicholls St.	22-38	57.9%	258	1-0
at Lamar	28-49	57.1%	238	1-1
Sam Houston	17-35	48.6%	219	0-2
TOTALS	252-436	57.8%	2,812	23-13

2017 GAME-BY-GAME PASSING

	C-A	COMP	YDS	TD-INT
at TX State	21-34	61.8%	199	0-0
at TX Southern	16-32	50.0%	248	1-1
at Ab. Christian	7-20	35.0%	34	0-1
at McNeese St.	7-17	41.2%	45	0-2
Central AR	30-45	66.7%	240	0-3
SE Louisiana	17-27	63.0%	182	0-0
at Stephen F.A.	15-24	62.5%	146	0-1
NW State	16-24	66.7%	132	1-0
at Nicholls St.	9-20	45.0%	125	1-2
at Sam Houston.	12-23	52.2%	197	2-0
TOTALS	150-266	56.4%	1,548	5-10



8
Jerreth Sterns
 WR • 5-9 • 195
 Junior
 Waxahachie, Texas
 Houston Baptist

CAREER CUMULATIVE STATISTICS

RECEPTIONS:	289
YARDS:	2,933
TOUCHDOWNS:	26
LONG:	74
100-YARD GAMES:	13
10+ REC. GAMES:	13
MULTI-TD GAMES:	6

2021 GAME-BY-GAME RECEIVING

	REC	YDS	TD	LONG
UT Martin	7	107	2	36
at Army	9	171	2	72
Indiana	7	82	0	33
at Michigan St.	17	186	1	28
UTSA	16	195	2	55
at Old Dom.	13	221	1	74
TOTALS	69	962	8	74

JERRETH'S KEY NOTES

- Jerreth Sterns leads all active college football players with an average of 8.8 receptions per game in his career.
- Jerreth leads FBS receivers in 2021 with 11.5 receptions and 160.3 yards per game.
- Jerreth was added to the 2021 Biletnikoff Award Watch list on October 6.
- Jerreth had 220 receptions for 1,971 yards and 18 touchdowns in 27 career games over three seasons for the Huskies. His 220 receptions led all active FCS players, while his 1,971 ranked third. Boasts single-game bests of 18 receptions and three touchdowns. In four games as a junior in 2020, led the Huskies with 47 receptions for 454 yards and five touchdowns; his 11.8 receptions and 113.5 yards per game topped the FCS rankings.

OTHER HBU TRANSFERS' KEY NOTES

- Josh Sterns played four games for Houston Baptist in 2020, recording 13 receptions for 403 yards and four touchdowns. Led the FCS with 31 yards per reception (the next-closest was 19.6 yards per catch) and ranked second with 100.8 yards per game.
- Ben Ratzlaff recorded 126 receptions for 1,538 yards and 15 touchdowns in 16 games for the Huskies. As a senior in 2020, averaged 7.7 catches for 116.7 yards in three games against FBS opponents with a 100-yard performance in each contest.
- Jerreth, Josh and Ratzlaff combined to produce 89 receptions (63.1% of Zappe's total) for 1,256 yards (68.5%) and 12 touchdowns (80%) in 2020.

Defense Key Player Bios



10

DeAngelo Malone

DE • 6-4 • 240

Senior

Atlanta, Ga.

Cedar Grove HS

MALONE'S CAREER STATISTICS

TACKLES:	306
TACKLES FOR LOSS:	50.5
SACKS:	27.5
QB HURRIES:	42
FORCED FUMBLES:	7
BLOCKED KICKS:	2

2020 GAME-BY-GAME STATISTICS

	TKL	TFL	SACK	QBH
at Louisville	8	3.5	1.0	0
Liberty	9	0.5	0.0	0
at Middle Tenn.	5	1.0	1.0	0
Marshall	7	1.0	0.0	0
at UAB	5	1.0	0.0	0
Chattanooga	7	0.0	0.0	0
at #10/11 BYU	1	0.0	0.0	0
at Fla. Atlantic	12	2.0	2.0	3
So. Miss	5	2.0	2.0	1
FIU	6	0.0	0.0	4
at Charlotte	0	0.0	0.0	0
vs. GA State	6	0.0	0.0	1
TOTALS	71	11.0	6.0	9

2019 GAME-BY-GAME STATISTICS

	TKL	TFL	SACK	QBH
Central AR	8	3.5	1.5	1
at FIU	9	1.0	0.0	1
vs. Louisville	10	1.5	0.5	1
UAB	10	3.0	2.0	0
at Old Dom.	9	4.0	3.0	3
Army	7	1.0	0.0	1
Charlotte	5	2.0	2.0	3
at Marshall	4	0.0	0.0	0
Fla. Atlantic	9	1.0	0.0	3
at Arkansas	5	1.0	0.0	2
at So. Miss	7	2.0	1.5	0
Middle Tenn.	7	1.0	1.0	1
vs. W. Michigan	9	0.0	0.0	0
TOTALS	99	21.0	11.5	16

2018 GAME-BY-GAME STATISTICS


	TKL	TFL	SACK	QBH
at #3 Wisconsin	4	0.0	0.0	1
Maine	3	1.5	1.5	1
at Louisville	8	1.0	0.0	1
at Ball State	4	1.0	0.0	2
Marshall	4	0.0	0.0	1
at Charlotte	2	0.0	0.0	0
Old Dom.	7	1.0	0.5	0
FIU	5	0.0	0.0	0
at Middle Tenn.	5	0.5	0.0	1
at Fla. Atlantic	11	1.0	1.0	0
UTEP	1	1.0	1.0	0
at LA Tech	6	2.0	2.0	1
TOTALS	60	9.0	6.0	8

2017 OVERALL STATISTICS (11 GAMES)

	TKL	TFL	SACK	QBH
TOTALS	25	1.5	1.5	5

MALONE'S KEY NOTES

- On Nov. 7, 2020 at Florida Atlantic, he had a career-high 12 tackles, along with two sacks – for 14 negative yards – and three quarterback hurries. For his efforts in Boca Raton, he was named C-USA Defensive Player of the Week for the second time in his career.
- In the following game on Nov. 14 vs. Southern Miss, he made two sacks – for 13 negative yards – pushing his career total to 25 and set the program's FBS Era (since 2009) record.
- The next week on Nov. 21 vs. FIU, he produced a career-high four quarterback hurries and his forced fumble in the third quarter led to a 24-yard defensive touchdown after the recovery by Roger Cray.
- Had a blocked field goal on Oct. 3 at Middle Tennessee and a blocked extra point in the LendingTree Bowl vs. Georgia State, becoming the first WKU player since Jared Clendinin in 2011 to have two in the same season.
- In 2019, Malone established himself as one of the most productive defensive players in the country, and one of the most dynamic defensive ends in recent memory. He became the first Hilltopper to be voted Conference USA Defensive Player of the Year since joining the league prior to the 2014 campaign.
- He produced 99 total tackles (54 solo, 45 assisted) – including 21 for loss (ranked fourth in the nation) – with 11.5 sacks (ranked 12th in the nation), 16 quarterback hurries and a fumble recovery returned for a touchdown.
- He set the WKU FBS Era record (dating back to 2009) in tackles for loss, while becoming only the fourth defender in all-time Hilltopper history with double-digit quarterback takedowns. His 11.5 sacks were the third-most ever in a single-season by a Hilltopper.
- His 99 total tackles were the third-most by an FBS defensive lineman in a single-season over the past decade (In 2017, Stanford's Harrison Phillips had 103 and Boston College's Zach Allen had 100 in 2017).
- He scored his first career defensive touchdown on Nov. 23 at Southern Miss, when he strip sacked the Golden Eagles' quarterback and scooped up the fumble himself and ran in for a five-yard score; it was WKU's first "fumble six" since Wonderful Terry's 95-yard score on Sept. 6, 2014 at Illinois. Malone was voted C-USA Defensive Player of the Week for his efforts in Hattiesburg, where he recorded seven tackles – including two for loss – and 1.5 sacks.
- His most notable performance of the season came on Oct. 5 at Old Dominion, where he recorded nine tackles – including a career-high four for loss – with a career-high three sacks along with three quarterback hurries.
- On Sept. 15, 2020 at Louisville, he recorded the first interception by a WKU defensive lineman since Derik Overstreet on Nov. 5, 2016 vs. FIU. Then on Nov. 24 at LA Tech, he sacked the quarterback in the end zone for a safety.



34

Juwuan Jones

DE • 6-3 • 275

r-Junior

Sugar Hill, Ga.

Lanier HS

JONES' CAREER STATISTICS

TACKLES:	158
TACKLES FOR LOSS:	26.0
SACKS:	16.0
QB HURRIES:	19
FORCED FUMBLES:	2
PASS BREAKUPS:	5

2020 GAME-BY-GAME STATISTICS

	TKL	TFL	SACK	QBH
at Louisville	1	0.0	0.0	1
Liberty	3	0.5	0.5	0
at Middle Tenn.	2	1.0	0.0	0
Marshall	4	0.0	0.0	0
at UAB	3	1.0	0.0	1
Chattanooga	3	1.0	1.0	1
at #10/11 BYU	1	0.0	0.0	0
at Fla. Atlantic	6	1.0	0.0	0
So. Miss	4	0.5	0.5	0
FIU	3	0.0	0.0	0
at Charlotte	3	0.0	0.0	2
vs. GA State	5	0.0	0.0	0
TOTALS	38	5.0	2.0	5

2019 GAME-BY-GAME STATISTICS

	TKL	TFL	SACK	QBH
Central AR	3	1.0	1.0	1
at FIU	8	1.5	1.0	0
vs. Louisville	6	2.5	1.5	0
UAB	3	0.0	0.0	1
at Old Dom.	1	0.0	0.0	1
Army	3	0.0	0.0	1
Charlotte	4	0.0	0.0	1
at Marshall	10	2.0	0.0	2
Fla. Atlantic	4	1.0	1.0	0
at Arkansas	3	1.0	0.0	1
at So. Miss	4	0.5	0.5	0
Middle Tenn.	4	2.0	1.0	0
vs. W. Michigan	2	1.0	1.0	1
TOTALS	55	12.5	7.0	9

2018 GAME-BY-GAME STATISTICS

	TKL	TFL	SACK	QBH
at #3 Wisconsin	2	0.0	0.0	0
Maine	7	0.5	0.5	0
at Louisville	1	0.0	0.0	0
at Ball State	2	0.0	0.0	0
Marshall	3	1.0	0.0	2
at Charlotte	3	0.0	0.0	1
Old Dom.	4	2.5	2.5	0
FIU	3	0.0	0.0	0
at Middle Tenn.	5	1.0	1.0	0
at Fla. Atlantic	5	0.0	0.0	0
UTEP	4	0.0	0.0	2
at LA Tech	3	1.0	1.0	0
TOTALS	42	6.0	5.0	5



Specialist Key Player Bios



44
Brayden Narveson
 K • 6-1 • 205
 r-Sophomore
 Scottsdale, Ariz.
 Iowa State

NARVESON'S CAREER STATISTICS

FIELD GOALS: 25-30
EXTRA POINTS: 54-55
POINTS: 129
LONG FIELD GOAL: 53
LONG FG ATTEMPT: 55
CONSECUTIVE FG: 1

2020 GAME-BY-GAME KICKING

	PTS	PAT	FG	LONG
at Louisville	3	3-3	0-0	—
Liberty	6	3-3	1-1	43
at Middle Tenn.	8	2-2	2-2	53
Marshall	2	2-2	0-0	—
at UAB	2	2-2	0-0	—
Chattanooga	7	1-1	2-2	32
at #10/11 BYU	4	1-1	1-1	44
at Fla. Atlantic	6	0-0	2-3	49
So. Miss	4	1-1	1-1	24
FIU	8	5-5	1-1	39
at Charlotte	13	4-4	3-3	49
vs. GA State	3	3-3	0-0	—
TOTALS	66	27-27	13-14	53

2019 OVERALL STATISTICS (AT IOWA STATE)

	PTS	PAT	FG	LONG
TOTALS	6	0-0	2-4	48

NARVESON'S KEY NOTES

- After transferring to WKU in the summer, Narveson won the starting kicking job during Fall Camp and didn't look back, producing one of the most accurate campaigns in WKU's 102-season program history.
- Made 13-of-14 field goal attempts and was a perfect 27-of-27 on extra point tries in 2020, scoring 66 total points in 12 games. His 93% field goal mark tied for third among all FBS kickers and ranked second for a single season all-time in WKU history to Garrett Schwettman's 15-of-16 (94%) mark in 2015. Was only 1-of-20 FBS kickers listed as a Lou Groza Award Semifinalist, the first Hilltopper to do so since Schwettman in 2015.
- Made 6-of-6 field goals in the 40-49 range and 5-of-5 from the 30-39 distance, while his 53-yarder on Oct. 3 at Middle Tennessee was the third-longest ever for a Hilltopper. Only miss was a 50-yard try in the first quarter on Nov. 7 at Florida Atlantic, but he did bounce back and make attempts of 32 and 49 yards later in the game against the Owls.
- Capped the regular season by going 3-for-3 on field goals and 4-of-4 on extra points on Dec. 6 at Charlotte. With a 13 points scored, became the first WKU kicker to reach that mark since Skyler Simcox had 16 points scored in the 2016 C-USA Championship Game vs. LA Tech.



46
Cory Munson
 KO • 6-2 • 205
 Sophomore
 Warner Robins, Ga.
 Northside HS

MUNSON'S CAREER STATISTICS

KICKOFFS: 158
YARDS: 9,356
AVERAGE: 59.2
TOUCHBACKS: 76
OUT OF BOUNDS: 5

2020 GAME-BY-GAME KICKOFFS


	ATT	AVG	TB	OB
at Louisville	3	63.0	1	0
Liberty	5	58.4	1	1
at Middle Tenn.	5	59.2	3	0
Marshall	2	42.5	1	1
at UAB	3	64.7	2	0
Chattanooga	4	52.5	2	0
at #10/11 BYU	3	56.6	2	0
at Fla. Atlantic	3	65.0	2	0
So. Miss	3	62.3	0	0
FIU	7	57.3	1	0
at Charlotte	8	60.6	3	1
vs. GA State	3	54.0	1	0
TOTALS	49	58.5	19	3

2019 GAME-BY-GAME KICKOFFS

	ATT	AVG	TB	OB
Central AR	5	60.8	2	0
at FIU	4	62.3	3	0
vs. Louisville	3	65.0	2	0
UAB	5	64.2	2	0
at Old Dom.	5	65.0	4	0
Army	4	65.0	4	0
Charlotte	7	61.4	6	0
at Marshall	4	64.3	3	0
Fla. Atlantic	5	61.2	1	0
at Arkansas	8	60.6	2	0
at So. Miss	5	60.8	2	0
Middle Tenn.	6	49.3	2	0
vs. W. Michigan	5	60.0	0	0
TOTALS	66	61.1	33	0

MUNSON'S KEY NOTES

- Munson capped his rookie year on 2019 with one of the most exciting moments in WKU Football history, making a 52-yard field goal on an untimed down to give the Hilltoppers a 23-20 victory in the First Responder Bowl.
- It was the 26th walk-off field goal in a bowl game since 2000 (676 games in that span), and the longest of any of those 26 game-winning kicks (**not confirmed** but it may be the longest walk-off field goal in a bowl game in NCAA history).
- For the season, he made 17-of-28 field goals and 39-of-40 extra points for a total of 90 points scored. He executed surprise inside kicks that the Hilltoppers recovered in back-to-back weeks on Sept. 7 at FIU and on Sept. 14 vs. Louisville.



47
John Haggerty III
 P • 6-5 • 225
 r-Senior
 Sydney, Australia
 Western Suburbs

HAGGERTY'S CAREER STATISTICS

PUNTS: 111
YARDS: 5,172
AVERAGE: 46.6
50+ PUNTS: 44
INSIDE 20: 41
TOUCHBACKS: 6

2020 GAME-BY-GAME PUNTING

	ATT	AVG	LONG	50+
at Louisville	5	46.2	55	1
Liberty	5	47.8	57	2
at Middle Tenn.	4	40.3	48	0
Marshall	6	41.3	49	0
at UAB	6	43.3	68	2
Chattanooga	3	47.0	53	2
at #10/11 BYU	3	45.3	50	1
at Fla. Atlantic	5	42.6	54	2
So. Miss	5	48.6	57	3
FIU	8	53.3	63	6
at Charlotte	3	46.0	57	1
vs. GA State	3	41.3	44	0
TOTALS	56	45.7	68	20

2019 GAME-BY-GAME PUNTING

	ATT	AVG	LONG	50+
Central AR	2	55.0	60	2
at FIU	5	49.2	55	2
vs. Louisville	5	41.6	63	1
UAB	4	46.3	58	1
at Old Dom.	2	30.5	32	0
Army	2	49.0	58	1
Charlotte	2	39.0	47	0
at Marshall	3	48.0	56	2
Fla. Atlantic	5	51.4	56	3
at Arkansas	3	48.0	59	1
at So. Miss	6	45.2	64	2
Middle Tenn.	3	46.3	57	1
vs. W. Michigan	3	41.0	50	1
TOTALS	45	45.9	64	17

HAGGERTY'S KEY NOTES

- Haggerty made an immediate impact on The Hill in his first season playing American football. He set the all-time WKU program record with 45.9 yards per punt, which ranked 13th in FBS, while his 42.1-yard net average was 10th.
- He became the first Hilltopper punter to be voted First Team All-Conference since Brian Claybourn in 2003 and 2004.
- Haggerty followed up the best punting season in WKU's 102-season program history with the second-best, averaging 45.7 yards on 56 punts, both of which ranked seventh in FBS.
- His 53.3-yard average on eight punts on Nov. 21 vs. FIU was the best-ever for a Hilltopper in a single game (with a minimum of four punts).



Game-By-Game INFO

GAME-BY-GAME NOTABLES

Opponent	Team Captains (O, D, ST)	Coin Toss	Kick or Receive	Game Start	Game End	Game Length	Game Temp.	Helmet Style	Jersey Color	Pants Color	Game Result
UT Martin	Spencer, Malone, Haggerty	Win	Kick (Def.)	7:05 CT	10:37 CT	3:32	79 F	Tops	White	White	W, 59-21
at Army	Jerr. Sterns, Kincade, Beljan	Loss	Receive (Def.)	11:30 ET	2:49 ET	3:19	68 F	Chrome	White	Red	L, 35-38
Indiana	B. Wilson, Darvin, Pitts	Win	Kick (Def.)	7:02 CT	10:44 CT	3:42	70 F	Chrome	Black	Black	L, 31-33
at #16/17 Michigan St	Tinsley, J. Jones, Bishop	Win	Receive	7:40 ET	11:39 ET	3:59	66 F	Chrome	White	Black	L, 31-48
UTSA*	Brooks, Shipp, Narveson	Win	Kick (Def.)	6:06 CT	9:45 CT	3:39	82 F	Chrome	Red	Black	L, 46-52
at Old Dominion*	Cofield, Cain, Staples	Win	Receive	3:35 ET	6:55 ET	2:20	82 F	Chrome	White	Red	W, 43-20
at FIU*											
Charlotte* (HC)											
Middle Tenn*											
at Rice*											
Florida Atlantic*											
at Marshall*											

GAME-BY-GAME STARTERS – OFFENSE

OPPONENT	QB	RB/WR	WR	WR	WR	TE/WR	LT	LG	C	RG	RT
UT Martin	Zappe	Corley (WR)	Davis	Jerr. Sterns	Tinsley	Simon (TE)	Spencer	Leslie	Staats	Wilson	Brooks
at Army	Zappe	Whittington (RB)	Davis	Jerr. Sterns	Tinsley	Beljan (TE)	Spencer	Leslie	Staats	Wilson	Brooks
Indiana	Zappe	Whittington (RB)	Davis	Jerr. Sterns	Tinsley	Corley (WR)	Spencer	Leslie	Staats	Wilson	Brooks
at #16/17 Michigan St	Zappe	Corley (WR)	Davis	Jerr. Sterns	Tinsley	D. Smith (WR)	Spencer	Leslie	Staats	Wilson	Brooks
UTSA*	Zappe	Whittington (RB)	Davis	Jerr. Sterns	Tinsley	D. Smith (WR)	Spencer	Leslie	Staats	Wilson	Brooks
at Old Dominion*	Zappe	Whittington (RB)	Davis	Jerr. Sterns	Tinsley	Beljan (TE)	Spencer	Leslie	Staats	Wilson	Brooks
at FIU*											
Charlotte* (HC)											
Middle Tenn*											
at Rice*											
Florida Atlantic											
at Marshall											

GAME-BY-GAME STARTERS – DEFENSE

OPPONENT	DE	DT	DT	DE	LB	LB	OTHER	CB	SAF	SAF	CB
UT Martin	Jones	Darvin	Shipp	Malone	Cain	Ignont	Alexander (NK)	Bishop	Brathwaite	Kincade	Hailassie
at Army	Jones	Darvin	Shipp	Malone	Hunter	Ignont	Cain (LB)	Bishop	Brathwaite	Kincade	Hailassie
Indiana	Jones	Darvin	Shipp	Malone	Cain	Ignont	Bishop (NK)	Edwards	Brathwaite	Kincade	Hailassie
at #16/17 Michigan St	Jones	Darvin	Shipp	Malone	Cain	Ignont	Bishop (NK)	Edwards	Oliver	Kincade	Hailassie
UTSA*	Jones	Darvin	Shipp	Malone	Cain	Ignont	Alexander (NK)	Bishop	Brathwaite	Kincade	Hailassie
at Old Dominion*	Jones	Darvin	Shipp	Malone	Hunter	Ignont	Alexander (NK)	Edwards	Brathwaite	Kincade	Hailassie
at FIU*											
Charlotte* (HC)											
Middle Tenn*											
at Rice*											
Florida Atlantic											
at Marshall											

GAME-BY-GAME STARTERS – SPECIALISTS

OPPONENT	K	P	LS	KO
UT Martin	Narveson	Haggerty	Bowman	Munson
at Army	Narveson	Haggerty	Bowman	Munson
Indiana	Narveson	Haggerty	Bowman	Munson
at #16/17 Michigan St	Narveson	Haggerty	Bowman	Munson
UTSA*	Narveson	Haggerty	Bowman	Munson
at Old Dominion*	Narveson	Haggerty	Bowman	Munson
at FIU*				
Charlotte* (HC)				
Middle Tenn*				
at Rice*				
Florida Atlantic				
at Marshall				

Big Plays OVERVIEW

TURNOVERS

Opponent	Forced by WKU					Pts. Off Margin	Forced by Opponent				
	FUM	INT	Total	Pts. Off.	Def. TD		FUM	INT	Total	Pts. Off.	Def. TD
UT Martin	1	1	2	14	0	+14	0	1	1	0	0
at Army	1	0	1	0	0	—	0	1	1	0	0
Indiana	0	0	0	0	0	—	0	0	0	0	0
at #16/17 Michigan St	0	0	0	0	0	-7	1	0	1	7	0
UTSA*	1	1	2	7	0	—	1	1	2	7	0
at Old Dominion*	1	2	3	10	0	+10	0	1	1	0	0
at FIU*											
Charlotte* (HC)											
Middle Tenn*											
at Rice*											
Florida Atlantic*											
at Marshall*											
2021 TOTAL (6 games)	4	4	8	31	0	+17	2	4	6	14	0
2020 TOTAL (12 games)	4	6	10	52	3	-22	11	4	15	74	1
2019 TOTAL (13 games)	4	11	15	58	2	-21	9	12	21	79	4

WKU BIG PLAYS

Opponent	Rushing				Passing				Special Teams		Defense (20+)	
	10-19	20-29	30-39	40+	20-29	30-39	40-49	50+	KR (30+)	PR (20+)	INT	FUM
UT Martin	2	1	0	0	4	1	2	2	1	1	1	0
at Army	2	0	0	0	6	1	0	1	0	0	0	0
Indiana	5	0	0	0	2	3	0	0	0	0	0	0
at #16/17 Michigan St	1	0	0	0	6	1	0	1	0	0	0	0
UTSA*	5	0	0	0	6	2	1	1	2	0	0	0
at Old Dominion*	1	1	0	0	2	0	1	1	0	1	1	0
at FIU*												
Charlotte* (HC)												
Middle Tenn*												
at Rice*												
Florida Atlantic*												
at Marshall*												
2021 TOTAL (6 games)	16	2	0	0	26	8	4	6	3	2	2	0
2020 TOTAL (12 games)	40	7	3	1	7	4	2	2	2	1	3	1
2019 TOTAL (13 games)	30	7	4	2	27	5	6	7	6	0	1	1

OPPONENT BIG PLAYS

Opponent	Rushing				Passing				Special Teams		Defense (20+)	
	10-19	20-29	30-39	40+	20-29	30-39	40-49	50+	KR (30+)	PR (20+)	INT	FUM
UT Martin	3	2	1	0	3	1	0	0	0	0	0	0
at Army	5	3	0	0	0	0	1	0	0	0	1	0
Indiana	3	2	0	0	2	0	0	0	0	0	0	0
at #16/17 Michigan St	6	0	0	0	4	0	3	0	1	1	0	0
UTSA*	7	0	0	0	1	1	3	0	0	1	0	0
at Old Dominion*	3	1	0	0	2	3	0	0	0	0	0	0
at FIU*												
Charlotte* (HC)												
Middle Tenn*												
at Rice*												
Florida Atlantic*												
at Marshall*												
2021 TOTAL (6 games)	27	8	1	0	12	5	7	0	1	2	1	0
2020 TOTAL (12 games)	49	8	3	4	19	9	3	2	2	3	0	1
2019 TOTAL (13 games)	33	8	0	3	21	11	4	6	2	0	4	2

Explosive PLAYS

Yards	Type	Player/s	Opp.	Qtr.
74	Pass	Bailey Zappe to Jerreth Sterns	ODU*	2nd
73	Pass	Bailey Zappe to Daewood Davis	UTM	1st
72	Pass	Bailey Zappe to Jerreth Sterns	Army	2nd
64	PR	DeAngelo Wilson	ODU*	3rd
60	Pass	Bailey Zappe to Mitchell Tinsley	MSU	1st
55	Pass	Bailey Zappe to Jerreth Sterns	UTSA*	3rd
54	Pass	Carson Baker to Craig Burt, Jr.	UTM	4th
45	Pass	Bailey Zappe to Jerreth Sterns	ODU*	1st
45	Pass	Bailey Zappe to Joshua Simon	UTM	3rd
45	KR	Beanie Bishop	UTM	3rd
40	Pass	Bailey Zappe to Mitchell Tinsley	UTSA*	3rd
40	KR	Beanie Bishop	UTSA*	1st
40	Pass	Bailey Zappe to Malachi Corley	UTM	1st
39	Pass	Bailey Zappe to Daewood Davis	IND	3rd
38	Pass	Bailey Zappe to Mitchell Tinsley	IND	4th
36	Pass	Bailey Zappe to Jerreth Sterns	UTM	2nd
35	Pass	Bailey Zappe to Mitchell Tinsley	Army	4th
34	Pass	Bailey Zappe to Mitchell Tinsley	MSU	2nd
33	Pass	Bailey Zappe to Dalvin Smith	UTSA*	2nd
33	Pass	Bailey Zappe to Daewood Davis	UTSA*	1st
33	Pass	Bailey Zappe to Jerreth Sterns	IND	2nd
30	KR	Beanie Bishop	UTSA*	1st
29	INT	Antwon Kincade	ODU*	2nd
28	Pass	Bailey Zappe to Jerreth Sterns	MSU	4th
28	Pass	Bailey Zappe to Craig Burt, Jr.	Army	2nd
28	Pass	Bailey Zappe to Jerreth Sterns	Army	1st
26	Pass	Bailey Zappe to Jerreth Sterns	ODU*	2nd
26	Pass	Bailey Zappe to Malachi Corley	ODU*	1st
25	Pass	Bailey Zappe to Malachi Corley	MSU	1st
25	Pass	Bailey Zappe to Daewood Davis	IND	2nd
25	Pass	Bailey Zappe to Joshua Simon	UTM	3rd
24	Pass	Bailey Zappe to Josh Sterns	UTSA*	4th
24	Pass	Bailey Zappe to Malachi Corley	UTSA*	3rd
24	Pass	Bailey Zappe to Malachi Corley	MSU	2nd
24	Pass	Bailey Zappe to Josh Sterns	IND	2nd
24	Pass	Bailey Zappe to Jerreth Sterns	Army	2nd
24	PR	Jerreth Sterns	UTM	3rd
23	Pass	Bailey Zappe to Jerreth Sterns	UTSA*	4th
23	Pass	Bailey Zappe to Mitchell Tinsley	UTSA*	4th
23	Pass	Bailey Zappe to Jerreth Sterns	MSU	4th
23	Pass	Bailey Zappe to Jerreth Sterns	MSU	1st
23	INT	Miguel Edwards	UTM	3rd
22	Pass	Bailey Zappe to Mitchell Tinsley	Army	4th
22	Pass	Bailey Zappe to Jerreth Sterns	UTM	2nd
21	Pass	Bailey Zappe to Mitchell Tinsley	UTSA*	4th
21	Pass	Bailey Zappe to Jerreth Sterns	MSU	1st
21	Pass	Bailey Zappe to Mitchell Tinsley	Army	4th
21	Pass	Bailey Zappe to Mitchell Tinsley	UTM	3rd
21	Rush	Bailey Zappe	UTM	3rd
20	Rush	Adam Cofield	ODU*	3rd
20	Pass	Bailey Zappe to Jerreth Sterns	UTSA*	4th
20	Pass	Bailey Zappe to Craig Burt, Jr.	Army	2nd
20	Pass	Bailey Zappe to Ben Ratzlaff	UTM	3rd

Bold indicates touchdown-scoring play

* indicates Conference USA opponent

BY TYPE (TD)

Passing	44 (14)
Kickoff Return (30+)	3 (0)
Rushing	2 (0)
Interception Return	2 (0)
Punt Return	2 (0)
TOTAL	53 (14)

BY OPPONENT

vs. UT Martin	13 (4)
at Army	8 (2)
vs. Indiana	5 (1)
at #16/17 Michigan State	8 (1)
vs. UTSA*	12 (4)
at Old Dominion	7 (2)

C-USA/NON-CON

Conference USA	19 (6)
Non-Conference	34 (8)

BY QUARTER

1st	12 (2)
2nd	15 (5)
3rd	14 (3)
4th	12 (4)

PASSING

Bailey Zappe	43 (13)
Carson Baker	1 (1)

RECEIVING

Jerreth Sterns	16 (5)
Mitchell Tinsley	10 (2)
Malachi Corley	5 (2)
Daewood Davis	4 (2)
Craig Burt, Jr.	3 (1)
Joshua Simon	2 (1)
Josh Sterns	2 (0)
Dalvin Smith	1 (1)
Ben Ratzlaff	1 (0)

KICKOFF RETURN (30+)

Beanie Bishop	3 (0)
---------------	-------

RUSHING

Adam Cofield	1 (0)
Bailey Zappe	1 (0)

INTERCEPTION RETURN

Miguel Edwards	1 (0)
Antwon Kincade	1 (0)

PUNT RETURN

Jerreth Sterns	1 (0)
DeAngelo Wilson	1 (0)



Drive SUMMARIES

UT Martin	Qtr.	Time	Plays	Yds.	Elapsed
Zappe to Davis, 73-yard pass	1	4:09	2	75	0:41
Zappe to Tinsley, 10-yard pass	2	14:56	6	55	2:36
Zappe to Jerr. Sterns 22-yard pass	2	9:31	6	59	2:40
Zappe to Corley, 8-yard pass	2	4:58	12	79	4:58
Zappe to Jerr. Sterns, 7-yard pass	3	12:51	5	53	2:09
Zappe to Simon, 45-yard pass	3	11:10	2	47	0:48
Brayden Narveson, 30-yard FG	3	3:02	12	68	5:06
Zappe to Simon, 3-yard pass	4	14:17	4	57	2:01
Baker to Burt, Jr., 54-yard pass	4	5:36	3	65	1:41

at Army	Qtr.	Time	Plays	Yds.	Elapsed
Zappe to Jerr. Sterns, 72-yard pass	2	10:40	3	75	0:50
Bailey Zappe, 10-yard rush	2	0:30	6	75	1:37
Zappe to Tinsley, 21-yard pass	4	8:05	8	75	2:26
Zappe to Jerr. Sterns, 14-yard pass	4	4:58	6	63	1:23
Adam Cofield, 2-yard rush	4	0:22	9	75	1:30

Indiana	Qtr.	Time	Plays	Yds.	Elapsed
Adam Cofield, 1-yard rush	2	14:27	15	77	5:29
Zappe to Davis, 25-yard pass	2	0:55	7	72	1:42
Zappe to D. Smith, 13-yard pass	3	13:13	5	76	1:40
Brayden Narveson, 34-yard FG	3	5:53	11	59	3:17
Zappe to Corley, 19-yard pass	4	2:43	8	75	1:44

at #16/17 Michigan St	Qtr.	Time	Plays	Yds.	Elapsed
Brayden Narveson, 37-yard FG	1	5:04	11	56	3:22
Zappe to Beljan, 4-yard pass	1	2:57	3	65	0:57
Brayden Narveson, 29-yard FG	2	11:42	13	61	4:53
Brayden Narveson, 35-yard FG	2	6:51	8	58	2:19
Zappe to Jerr. Sterns, 28-yard pass	4	13:13	9	75	2:30
Zappe to Beljan, 1-yard pass	4	8:24	7	55	2:28

UTSA*	Qtr.	Time	Plays	Yds.	Elapsed
Brayden Narveson, 34-yard FG	1	10:11	8	54	3:56
Zappe to Jerr. Sterns, 3-yard pass	1	0:49	12	58	4:04
Adam Cofield, 10-yard rush	2	11:22	8	74	3:26
Zappe to D. Smith, 33-yard pass	2	4:47	9	82	3:32
Zappe to Corley, 24-yard pass	3	12:46	3	24	0:52
Zappe to Tinsley, 40-yard pass	3	0:50	3	95	0:33
Zappe to Jerr. Sterns, 20-yard pass	4	8:04	7	75	1:57
Brayden Narveson, 27-yard FG	4	4:22	10	66	2:17

at Old Dominion*	Qtr.	Time	Plays	Yds.	Elapsed
Zappe to Corley, 26-yard pass	1	9:16	8	68	3:42
Zappe to Thomas, 9-yard pass	1	4:24	13	81	3:30
Zappe to Davis, 15-yard pass	2	5:23	3	41	1:02
Zappe to Jerr. Sterns, 74-yard pass	2	1:48	3	75	0:35
Brayden Narveson, 20-yard FG	2	0:00	8	57	1:16
Brayden Narveson, 31-yard FG	3	3:43	4	-9	1:30
Brayden Narveson, 41-yard FG	4	5:41	13	42	4:31
Zappe to Thomas, 17-yard pass	4	3:51	2	23	0:38

DRIVE SUPERLATIVES

- Longest TD Drive (Plays & Time)** - 15 plays for 77 yards in 5:29 vs. Indiana
- Longest TD Drive (Yards)** - 3 plays for 95 yards in 0:33 vs. UTSA
- Shortest TD Drive (Plays)** - 2 plays for 75 yards in 0:41 and 2 plays for 47 yards in 0:48 vs. UT Martin, 2 plays for 23 yards in 0:38 at Old Dominion
- Shortest TD Drive (Yards)** - 2 plays for 23 yards in 0:38 at Old Dominion
- Shortest TD Drive (Time)** - 3 plays for 95 yards in 0:33 vs. UTSA

WKU ALL SCORING DRIVES

Opponent	No.	Plays	Yards	Time
UT Martin	9	5.8	62.0	2:31
at Army	5	6.4	72.6	1:33
Indiana	5	9.2	71.8	2:46
at #16/17 Mich St	6	8.5	61.7	2:45
UTSA*	8	7.5	66.0	2:35
at Old Dominion*	8	6.8	47.3	2:06
at FIU*				
Charlotte* (HC)				
Middle Tenn*				
at Rice*				
Florida Atlantic*				
at Marshall*				
2021 AVERAGE (6 games)	41	7.2	62.3	2:24
2020 AVERAGE (12 games)	37	8.5	55.6	3:36
2019 AVERAGE (13 games)	55	8.2	62.6	3:41

WKU TOUCHDOWN DRIVES

Opponent	No.	Plays	Yards	Time
UT Martin	8	5.0	61.3	2:12
at Army	5	6.4	72.6	1:33
Indiana	4	8.8	75.0	2:39
at #16/17 Mich St	3	6.3	65.0	1:58
UTSA*	6	7.0	68.0	2:24
at Old Dominion*	5	5.8	57.6	1:53
at FIU*				
Charlotte* (HC)				
Middle Tenn*				
at Rice*				
Florida Atlantic*				
at Marshall*				
2021 AVERAGE (6 games)	31	6.4	65.9	2:07
2020 AVERAGE (12 games)	24	7.6	60.4	3:04
2019 AVERAGE (13 games)	38	7.9	67.9	3:34

GAME-OPENING DRIVES

	-----WKU-----				-----OPP-----			
	Plays	Yds.	TOP	Result	Plays	Yds.	TOP	Result
UT Martin	2	16	0:29	INT	10	75	3:56	TD
at Army	7	39	3:38	INT	7	37	3:20	FUM
Indiana	3	-5	0:23	Punt	11	79	4:45	TD
at #16/17 Mich St	3	2	1:28	Punt	7	80	3:59	TD
UTSA*	8	54	3:56	FG	3	75	0:47	TD
at Old Dominion*	5	50	0:56	FGA	5	11	1:06	Punt
at FIU*								
Charlotte* (HC)								
Middle Tenn*								
at Rice*								
Florida Atlantic*								
at Marshall*								

SECOND HALF-OPENING DRIVES

	-----WKU-----				-----OPP-----			
	Plays	Yds.	TOP	Result	Plays	Yds.	TOP	Result
UT Martin	5	53	2:09	TD	3	5	0:51	Punt
at Army	10	36	4:11	TOD	10	75	6:03	TD
Indiana	5	76	1:40	TD	9	44	4:03	FG
at #16/17 Mich St	17	79	5:42	TOD	6	1	2:45	Punt
UTSA*	3	-5	1:15	Punt	6	75	2:08	TD
at Old Dom*	9	74	3:56	INT	11	54	4:23	FG
at FIU*								
Charlotte* (HC)								
Middle Tenn*								
at Rice*								
Florida Atlantic*								
at Marshall*								

vs. UT Martin GAME 1 RECAP



UT Martin	7	7	0	7	--	21
WKU	7	21	17	14	--	59
September 2, 2021 • Houchens-Smith Stadium • Bowling Green, Ky. • 16,236						

GAME BREAKDOWN

	UTM	WKU
FIRST DOWNS	22	25
Rushing	9	6
Passing	9	18
Penalty	4	1
NET YARDS RUSHING	201	109
Rushing Attempts	34	25
Average Per Rush	5.9	4.4
Rushing Touchdowns	2	0
Yards Gained Rushing	219	117
Yards Lost Rushing	18	8
NET YARDS PASSING	195	478
Completions-Attempts-Int	20-43-1	29-36-1
Average Per Attempt	4.5	13.3
Average Per Completion	9.8	16.5
Passing Touchdowns	1	8
TOTAL OFFENSE YARDS	396	587
Total offense plays	77	61
Average Gain Per Play	5.1	9.6
Fumbles: Number-Lost	1-1	0-0
Penalties: Number-Yards	9-79	8-69
PUNTS-YARDS	6-278	1-44
Average Yards Per Punt	46.3	44.0
Net Yards Per Punt	41.2	44.0
Inside 20	1	1
50+ Yards	3	0
Touchbacks	0	0
Fair catch	4	0
KICKOFFS-YARDS	4-209	10-512
Average Yards Per Kickoff	52.2	51.2
Net Yards Per Kickoff	27.8	40.5
Touchbacks	0	2
Fair Catch Yards	0	90
Punt returns: Number-Yards-TD	0-0-0	2-31-0
Average Per Return	0.0	15.5
Kickoff returns: Number-Yds-TD	4-57-0	4-98-0
Average Per Return	14.2	24.5
Interceptions: Number-Yds-TD	1-0-0	1-23-0
Fumble Returns: Number-Yds-TD	0-0-0	0-0-0
Possession Time	33:30	26:30
1st Quarter	9:33	5:27
2nd Quarter	7:08	7:52
3rd Quarter	5:39	9:21
4th Quarter	11:10	3:50
Third-Down Conversions	10 of 19	4 of 6
Fourth-Down Conversions	1 of 1	0 of 0
Red-Zone Scores-Chances	2-3	5-5
Touchdowns	2-3	4-5
Field goals	0-1	1-1
Sacks By: Number-Yards	0-0	1-7
PAT Kicks	3-3	8-8
Field Goals	0-1	1-1
Points off turnovers	0	14

GAME NOTES

- WKU improved to 5-0 all-time against UT Martin, including a 3-0 record in Houchens-Smith Stadium. The Hilltoppers pushed their all-time score advantage to 255-to-38 over the Skyhawks.
- WKU improved to 5-1 in games played on Sept. 2 and 61-36-6 all-time in season openers. The Hilltoppers won their season opener for the first time since a 31-17 victory vs. Eastern Kentucky in 2017.
- WKU improved to 21-7 (since 2012) against FCS and non-conference Group of Five opponents. The Hilltoppers had been 4-6 in their past 10 contests against such teams.
- WKU improved to 14-10 (since 2013) when wearing white jerseys and white pants, including 7-1 in "White Out" home games.
- WKU scored 59 points, the most by the Hilltoppers since a 60-6 victory at Marshall on Nov. 26, 2016; a span of 52 games in-between.
- WKU out-scored UT Martin 21-to-7 in the second quarter. In 2020, the Hilltoppers were out-scored 54-to-113 (-59) in the second frame.
- WKU had 587 total yards of offense and 478 passing yards, the Hilltoppers' most since in a regulation game since they had 627 total yards of offense and 506 passing yards vs. Charlotte on Oct. 14, 2017; a span of 44 games in-between.
- WKU averaged 9.6 yards per play, 13.3 yards per passing attempt and 16.5 yards per completion. In 2020, the Hilltoppers averaged 4.6 yards per play, 5.3 yards per passing attempt and 9.5 yards per completion.
- WKU had over 9.0 yards per play for the first time since the 2016 Conference USA Championship vs. LA Tech; a span of 51 games in-between.
- WKU had eight passing touchdowns (seven by Bailey Zappe and one by Carson Baker). In 2020, the Hilltoppers had seven passing touchdowns through their first four games (six by Tyrrell Pigrome and one by Kevaris Thomas).
- After throwing an interception on the first series of the game and punting on the second series, WKU scored on each of its final nine possessions (that did not end in halftime or the end of the game).

SCORING SUMMARY

Team	Qtr	Time	Scoring Play	PI-Yd	TOP	Score
UTM	1	11:04	Keon Howard 2-yard rush (Larco kick)	10-75	3:56	0-7
WKU	1	4:09	D. Davis 73-yard pass from Zappe (Narveson kick)	2-75	0:41	7-7
WKU	2	14:56	M. Tinsley 10-yard pass from Zappe (Narveson kick)	6-55	2:36	14-7
WKU	2	9:31	Jerr. Sterns 22-yard pass from Zappe (Narveson kick)	6-59	2:40	21-7
WKU	2	1:43	M. Corley 8-yard pass from Zappe (Narveson kick)	12-79	4:58	28-7
UTM	2	0:10	C. Dowell 27-yard pass from Howard (Larco kick)	6-85	1:27	28-14
WKU	3	12:51	Jerr. Sterns 7-yard pass from Zappe (Narveson kick)	5-53	2:09	35-14
WKU	3	11:10	J. Simon 45-yard pass from Zappe (Narveson kick)	2-47	0:48	42-14
WKU	3	3:02	Brayden Narveson 30-yard field goal	12-68	5:06	45-14
WKU	4	14:17	J. Simon 3-yard pass from Zappe (Narveson kick)	4-57	2:01	52-14
UTM	4	7:22	Keon Howard 9-yard rush (Larco kick)	14-75	6:54	52-21
WKU	4	5:36	C. Burt, Jr. 54-yard pass from Baker (Narveson kick)	3-65	1:41	59-21

STATISTICS LEADERS

WKU

PASSING	C-A-I	Yds	TD	Long	Sack
Zappe	28-35-1	424	7	73	0
Baker	1-1-0	54	1	54	0
TOTALS	29-36-1	478	8	73	0

RUSHING	Att.	Yds	TD	Long	Avg.
Robichaux	9	44	0	10	4.9
Cofield	10	40	0	10	4.0
Zappe	2	24	0	21	12.0
Moses	2	9	0	5	4.5
TEAM	1	-2	0	0	-2.0
Corley	1	-6	0	0	-6.0
TOTALS	25	109	0	21	4.4

RECEIVING	No.	Yds	TD	Long
Jerr. Sterns	7	107	2	36
Davis	2	83	1	73
Simon	3	73	2	45
Burt, Jr.	2	68	1	54
Tinsley	5	58	1	21
Corley	5	51	1	40
Ratzlaff	1	20	0	20
Jones	1	15	0	15
Cofield	1	8	0	8
Josh Sterns	1	0	0	0
Abdur-Rahman	1	-5	0	0
TOTALS	29	478	8	73

UT Martin

PASSING	C-A-I	Yds	TD	Long	Sack
Howard	20-43-1	195	1	32	1

RUSHING	Att.	Yds	TD	Long	Avg.
Logan	7	75	0	31	10.7
Howard	12	44	2	11	3.7
Castleberry	4	43	0	23	10.8
Taylor	5	25	0	10	5.0
Wallace	6	14	0	6	2.3
TOTALS	34	201	2	31	5.9

RECEIVING	No.	Yds	TD	Long
Dowell	6	102	1	27
Williams	7	80	0	32
Tanksley	4	7	0	4
Castleberry	1	6	0	6
Logan	2	0	0	6
TOTALS	20	195	1	32



at Army GAME 2 RECAP



WKU	0	14	0	21	--	35
Army	0	21	7	10	--	38

September 11, 2021 • Michie Stadium • West Point, N.Y. • 25,989

GAME BREAKDOWN

	WKU	Army
FIRST DOWNS	22	23
Rushing	2	19
Passing	18	4
Penalty	2	0
NET YARDS RUSHING	42	339
Rushing Attempts	19	67
Average Per Rush	2.2	5.1
Rushing Touchdowns	2	4
Yards Gained Rushing	58	348
Yards Lost Rushing	16	9
NET YARDS PASSING	435	77
Completions-Attempts-Int	28-40-1	5-6-0
Average Per Attempt	10.9	12.8
Average Per Completion	15.5	15.4
Passing Touchdowns	3	1
TOTAL OFFENSE YARDS	477	416
Total offense plays	59	73
Average Gain Per Play	8.1	5.7
Fumbles: Number-Lost	0-0	2-1
Penalties: Number-Yards	5-20	5-40
PUNTS-YARDS	1-26	0-0
Average Yards Per Punt	26.0	0.0
Net Yards Per Punt	26.0	0.0
Inside 20	0	0
50+ Yards	0	0
Touchbacks	0	0
Fair catch	0	0
KICKOFFS-YARDS	3-170	7-292
Average Yards Per Kickoff	56.7	41.7
Net Yards Per Kickoff	40.0	41.7
Touchbacks	2	0
Fair Catch Yards	22	122
Punt returns: Number-Yards-TD	0-0-0	0-0-0
Average Per Return	0.0	0.0
Kickoff returns: Number-Yds-TD	0-0-0	0-0-0
Average Per Return	0.0	0.0
Interceptions: Number-Yds-TD	0-0-0	1-24-0
Fumble Returns: Number-Yds-TD	0-0-0	0-0-0
Possession Time	20:22	39:38
1st Quarter	6:59	8:01
2nd Quarter	3:53	11:07
3rd Quarter	4:11	10:49
4th Quarter	5:19	9:41
Third-Down Conversions	7 of 10	9 of 13
Fourth-Down Conversions	0 of 2	2 of 3
Red-Zone Scores-Chances	3-3	4-5
Touchdowns	3-3	3-5
Field goals	0-0	1-1
Sacks By: Number-Yards	1-5	3-15
PAT Kicks	5-5	5-5
Field Goals	0-0	1-1
Points off turnovers	0	0

GAME NOTES

- WKU fell to 3-1 all-time against Army, including a 1-1 record in Michie Stadium.
- WKU fell to 2-4-1 all-time in games played on Sept. 11.
- WKU fell to 21-8 (since 2012) against FCS and non-conference Group of Five opponents. The Hilltoppers are 5-7 in their past 12 contests against such teams.
- WKU fell to 14-9 (since 2013) when wearing white jerseys and red pants.
- WKU scored 35 points, becoming only the fourth team to score 35-plus points against Army in the past 40 games (since the start of the 2018 season).
- WKU passed for 435 yards, the most by an Army opponent since Hawaii had 543 on Nov. 22, 2003.
- WKU averaged 8.1 yards per play, 10.9 yards per passing attempt and 15.5 yards per completion after averaging 9.6 yards per play, 13.3 yards per passing attempt and 16.5 yards per completion in the Hilltoppers' first game against UT Martin. In 2020, the Hilltoppers averaged 4.6 yards per play, 5.3 yards per passing attempt and 9.5 yards per completion.
- WKU had five touchdown drives that averaged 6.4 plays in 1:33 after having eight touchdown drives that averaged five plays in 2:12 in the Hilltoppers' first game against UT Martin. In WKU's 24 touchdown drives in 2020, they averaged 7.6 plays in 3:04.
- WKU had eight passing "chunk" plays of 20 or more yards with two of those going for touchdowns. In two games this season, the Hilltoppers have 17 passing "chunk" plays with six of those going for touchdowns. In 12 games in 2020, WKU had 15 "chunk" passing plays with three of those going for touchdowns.
- WKU allowed 341 rushing yards to Army, the second-most against the Hilltoppers over the past 28 games (dating back to the 2018 season). Liberty rushed for 354 yards on Sept. 19, 2020.

SCORING SUMMARY

Team	Qtr	Time	Scoring Play	Pl-Yd	TOP	Score
Army	2	14:51	Tyrell Robinson 24-yard rush (Talley kick)	10-62	4:50	0-7
Army	2	11:30	B. Murphy 40-yard pass from Anderson (Talley kick)	4-53	1:55	0-14
WKU	2	10:40	Jerr. Sterns 72-yard pass from Zappe (Narveson kick)	3-75	0:50	7-14
Army	2	2:07	Jakobi Buchanon 1-yard rush (Talley kick)	16-75	8:33	7-21
WKU	2	0:30	Bailey Zappe 10-yard rush (Narveson kick)	6-75	1:37	14-21
Army	3	8:57	Anthony Adkins 3-yard rush (Talley kick)	10-75	6:03	14-28
Army	4	10:31	Jakobi Buchanon 13-yard rush (Talley kick)	14-71	9:15	14-35
WKU	4	8:05	Tinsley 21-yard pass from Zappe (Narveson kick)	8-75	2:26	21-35
WKU	4	4:58	Jerr. Sterns 14-yard pass from Zappe (Narveson kick)	6-63	1:23	28-35
Army	4	1:52	Cole Talley 31-yard field goal	7-30	3:05	28-38
WKU	4	0:22	Adam Cofield 2-yard rush (Narveson kick)	9-75	1:30	35-38

STATISTICS LEADERS

WKU

PASSING	C-A-I	Yds	TD	Long	Sack
Zappe	28-40-1	435	3	72	3

RUSHING	Att.	Yds	TD	Long	Avg.
Whittington	8	33	0	13	4.1
Zappe	8	7	1	10	0.9
Cofield	3	2	1	2	0.7
TOTALS	19	42	2	13	2.2

RECEIVING	No.	Yds	TD	Long
Jerr. Sterns	9	171	2	72
Tinsley	5	93	1	35
Corley	6	63	0	15
Burt, Jr.	2	48	0	28
Thomas	2	22	0	17
Davis	2	17	0	11
Beljan	1	13	0	13
Whittington	1	8	0	8
TOTALS	28	435	3	72

Army

PASSING	C-A-I	Yds	TD	Long	Sack
Anderson	5-6-0	77	1	40	1

RUSHING	Att.	Yds	TD	Long	Avg.
Anderson	22	119	0	20	5.4
Robinson	7	81	1	25	11.6
Buchanon	18	61	2	13	3.4
Adkins	8	30	1	5	3.8
Walters	3	27	0	13	9.0
Barnard	4	11	0	7	2.8
Howard	3	8	0	4	2.7
Murphy	1	4	0	4	4.0
TEAM	1	-2	0	0	-2.0
TOTALS	67	339	4	25	5.1

RECEIVING	No.	Yds	TD	Long
Murphy	1	40	1	40
Walters	1	17	0	17
Caterbone	2	15	0	8
Robinson	1	5	0	5
TOTALS	5	77	1	40

vs. Indiana GAME 3 RECAP



Indiana	14	9	3	7	--	33
WKU	0	14	10	7	--	31
September 25, 2021 • Houchens-Smith Stadium • Bowling Green, Ky. • 25,171						

GAME BREAKDOWN

	IU	WKU
FIRST DOWNS	35	24
Rushing	9	9
Passing	23	15
Penalty	3	0
NET YARDS RUSHING	134	93
Rushing Attempts	39	20
Average Per Rush	3.4	4.7
Rushing Touchdowns	3	1
Yards Gained Rushing	173	106
Yards Lost Rushing	39	13
NET YARDS PASSING	373	365
Completions-Attempts-Int	35-53-0	31-44-0
Average Per Attempt	7.0	8.3
Average Per Completion	10.7	11.8
Passing Touchdowns	0	3
TOTAL OFFENSE YARDS	507	458
Total offense plays	92	64
Average Gain Per Play	5.5	7.2
Fumbles: Number-Lost	1-0	0-0
Penalties: Number-Yards	4-20	9-59
PUNTS-YARDS	2-90	3-155
Average Yards Per Punt	45.0	51.7
Net Yards Per Punt	35.0	51.7
Inside 20	1	2
50+ Yards	0	2
Touchbacks	1	0
Fair catch	1	1
KICKOFFS-YARDS	7-437	6-363
Average Yards Per Kickoff	62.4	60.5
Net Yards Per Kickoff	41.4	42.8
Touchbacks	3	2
Fair Catch Yards	0	0
Punt returns: Number-Yards-TD	1-0-0	0-0-0
Average Per Return	0.0	0.0
Kickoff returns: Number-Yds-TD	3-56-0	3-72-0
Average Per Return	18.7	24.0
Interceptions: Number-Yds-TD	0-0-0	0-0-0
Fumble Returns: Number-Yds-TD	0-0-0	0-0-0
Possession Time	38:34	21:26
1st Quarter	9:35	5:25
2nd Quarter	10:28	4:32
3rd Quarter	8:35	6:25
4th Quarter	9:56	5:04
Third-Down Conversions	11 of 18	4 of 10
Fourth-Down Conversions	1 of 1	1 of 2
Red-Zone Scores-Chances	6-6	5-5
Touchdowns	3-6	4-5
Field goals	3-3	1-1
Sacks By: Number-Yards	1-9	3-25
PAT Kicks	3-3	4-4
Field Goals	4-4	1-1
Points off turnovers	0	0

GAME NOTES

- The attendance of 25,171 set the all-time WKU attendance record, breaking the previous high of 23,674 on Sept. 24, 2016 vs. Vanderbilt.
- The game lasted 3:42, the Hilltoppers' longest regulation game since Nov. 11, 2017, at Marshall (also 3:42) – a span of 42 games in-between.
- WKU fell to 0-4 all-time against Indiana, including an 0-2 record in Houchens-Smith Stadium. The last two losses for the Hilltoppers against the Hoosiers have now been by two and three (38-35 on Sept. 19, 2015) points.
- WKU fell to 0-9 all-time against opponents currently in the Big Ten Conference.
- WKU fell to 7-3-1 all-time in games played on Sept. 25.
- WKU fell to 10-8 in the program's FBS Era (since 2009) following a bye week. The Hilltoppers had won four straight such games, and 10 of their previous 13.
- WKU had five passing "chunk" plays of 20 or more yards with one of those going for touchdowns. In three games this season, the Hilltoppers have 22 passing "chunk" plays with seven of those going for touchdowns. In 12 games in 2020, WKU had 15 "chunk" passing plays with three of those going for touchdowns.
- WKU went 5-for-5 in the red zone, including four touchdowns. So far this season, the Hilltoppers are 13-for-13 (100%) in the red zone with 11 touchdowns (85%).
- Indiana ran 92 offensive plays against the Hilltoppers, the most by a WKU opponent in the program's FBS Era (since 2009). Previously, five different teams in the past 12 seasons have run 89 offensive plays.
- WKU lost the time-of-possession battle 21:26-to-38:34, after also losing 20:22-to-39:38 at Army and 26:30-to-33:30 vs. UT Martin. In three games this season, the Hilltoppers are averaging a 22:46-to-37:14 deficit, which is last in FBS – the next closest is Tennessee at 25:02-to-34:58.
- WKU's offense went 4-of-10 (40%) on third down conversions, putting the season total at 15-of-26 (57.7%) which ranks third in FBS. The Hilltopper defense allowed Indiana to convert 11-of-18 (61.1%) third down tries, putting the season total at 30-of-50 (60%) which ranks 129th in FBS. The worst is UMass, allowing 29-of-45 (64.4%) on third down conversions.

SCORING SUMMARY

Team	Qtr	Time	Scoring Play	PI-Yd	TOP	Score
IU	1	10:15	Stephen Carr 1-yard rush (Campbell kick)	11-79	4:45	0-7
IU	1	5:02	Michael Penix, Jr. 1-yard rush (Campbell kick)	11-81	4:50	0-14
WKU	2	14:27	Adam Cofield 1-yard rush (Narveson kick)	15-77	5:29	7-14
IU	2	9:49	Charles Campbell 46-yard field goal	13-46	4:34	7-17
IU	2	2:42	Charles Campbell 37-yard field goal	13-56	4:55	7-20
WKU	2	0:55	D. Davis 25-yard pass from Zappe (Narveson kick)	7-72	1:42	14-20
IU	2	0:00	Charles Campbell 25-yard field goal	8-68	0:55	14-23
WKU	3	13:13	D. Smith 13-yard pass from Zappe (Narveson kick)	5-76	1:40	21-23
IU	3	9:10	Charles Campbell 48-yard field goal	9-44	4:03	21-26
WKU	3	5:53	Brayden Narveson 34-yard field goal	11-59	3:17	24-26
IU	4	4:27	Stephen Carr 1-yard rush (Campbell kick)	14-86	6:19	24-33
WKU	4	2:43	M. Corley 19-yard pass from Zappe (Narveson kick)	8-75	1:44	31-33

STATISTICS LEADERS

WKU

PASSING	C-A-I	Yds	TD	Long	Sack
Zappe	31-44-0	365	3	39	0
Jerr. Sterns	0-0-0	0	0	0	1
TOTALS	31-44-0	365	3	39	1

RUSHING	Att.	Yds	TD	Long	Avg.
Whittington	6	41	0	13	6.8
Cofield	10	40	1	11	4.0
Jerr. Sterns	2	7	0	16	3.5
Zappe	1	6	0	6	6.0
Robichaux	1	-1	0	0	-1.0
TOTALS	20	93	1	16	4.7

RECEIVING	No.	Yds	TD	Long
Jerr. Sterns	7	82	0	33
Corley	9	70	1	19
Tinsley	4	68	0	38
Davis	2	64	1	39
Josh Sterns	2	32	0	24
Burt, Jr.	1	16	0	16
Cofield	3	13	0	9
D. Smith	1	13	1	13
Whittington	1	4	0	4
Thomas	1	3	0	3
TOTALS	31	365	3	39

Indiana

PASSING	C-A-I	Yds	TD	Long	Sack
Penix, Jr.	35-53-0	373	0	26	3

RUSHING	Att.	Yds	TD	Long	Avg.
Carr	25	109	2	21	4.4
Baldwin, Jr.	4	35	0	21	8.8
Ellis	1	8	0	8	8.0
Childers	1	4	0	4	4.0
TEAM	3	-5	0	0	-1.7
Penix, Jr.	5	-17	1	7	-3.4
TOTALS	39	134	3	21	3.4

RECEIVING	No.	Yds	TD	Long
Hendershot	7	100	0	26
Fryfogle	10	98	0	17
Marshall	5	64	0	15
Hewitt	4	41	0	18
Carr	2	16	0	10
Matthews, Jr.	2	15	0	16
Swinton	1	14	0	14
Buckley	2	11	0	6
Bjorson	1	9	0	9
Barner	1	5	0	5
TOTALS	35	373	0	26



at #16/17 Michigan State GAME 4 RECAP



WKU	10	6	0	15	--	31
Michigan State	21	21	3	3	--	48

October 2, 2021 • Spartan Stadium • East Lansing, Mich. • 70,075

GAME BREAKDOWN

	WKU	MSU
FIRST DOWNS	31	26
Rushing	6	10
Passing	22	13
Penalty	3	3
NET YARDS RUSHING	72	192
Rushing Attempts	26	43
Average Per Rush	2.8	4.5
Rushing Touchdowns	0	4
Yards Gained Rushing	100	201
Yards Lost Rushing	28	9
NET YARDS PASSING	488	327
Completions-Attempts-Int	46-65-0	20-30-0
Average Per Attempt	7.5	10.9
Average Per Completion	10.6	16.4
Passing Touchdowns	3	1
TOTAL OFFENSE YARDS	560	519
Total offense plays	91	73
Average Gain Per Play	6.2	7.1
Fumbles: Number-Lost	1-1	0-0
Penalties: Number-Yards	8-75	6-60
PUNTS-YARDS	2-109	3-133
Average Yards Per Punt	54.5	44.3
Net Yards Per Punt	10.5	37.0
Inside 20	1	1
50+ Yards	1	0
Touchbacks	0	1
Fair catch	1	1
KICKOFFS-YARDS	6-366	9-520
Average Yards Per Kickoff	61.0	57.8
Net Yards Per Kickoff	38.0	35.6
Touchbacks	3	8
Fair Catch Yards	0	0
Punt returns: Number-Yards-TD	1-2-0	1-88-1
Average Per Return	2.0	88.0
Kickoff returns: Number-Yds-TD	0-0-0	2-63-0
Average Per Return	0.0	31.5
Interceptions: Number-Yds-TD	0-0-0	0-0-0
Fumble Returns: Number-Yds-TD	0-0-0	0-0-0
Possession Time	29:35	30:25
1st Quarter	8:29	6:31
2nd Quarter	7:23	7:37
3rd Quarter	6:25	8:35
4th Quarter	7:18	7:42
Third-Down Conversions	7 of 17	5 of 11
Fourth-Down Conversions	2 of 4	0 of 1
Red-Zone Scores-Chances	5-6	6-6
Touchdowns	2-6	4-6
Field goals	3-3	2-2
Sacks By: Number-Yards	0-0	3-21
PAT Kicks	2-2	6-6
Field Goals	3-3	2-2
Points off turnovers	0	7

GAME NOTES

- WKU won the coin toss and chose to receive. The Hilltoppers have won 3-of-4 coin tosses so far this season and this is the first time the Hilltoppers chose to receive. In 29 games as WKU head coach, Tyson Helton has won the coin toss 17 times and only chose to receive twice, the other time being vs. Louisville at Nissan Stadium on Sept. 14, 2019.
- There was an attendance of 70,075 in Spartan Stadium for the 7:40 p.m. ET kickoff. It was the 16th-highest attendance the Hilltoppers have ever played in front of.
- The game lasted 3:59, after games of 3:32 vs. UT Martin, 3:19 at Army and 3:42 vs. Indiana. It was the Hilltoppers' longest regulation game since the 2015 Miami Beach Bowl vs. South Florida (4:03) – a span of 67 games in-between.
- WKU fell to 0-10 all-time against opponents currently in the Big Ten Conference. The Hilltoppers are 0-1 against Michigan State, 0-4 against Indiana, 0-2 against Illinois, 0-2 against Wisconsin and 0-1 against Nebraska.
- WKU fell to 1-12 against ranked FBS opponents since 2007, with the lone win coming in a 67-66 overtime victory on Nov. 28, 2014, at #19 Marshall. Since then, the Hilltoppers are 0-5 in such games.
- WKU fell to 7-4 all-time in games played on Oct. 2.
- WKU fell to 5-8 (since 2013) when wearing black jerseys and black pants. The Hilltoppers have lost three consecutive games in that combination.
- WKU ran 91 offensive plays for 560 total yards for an average of 7.2 yards per play. It was the fifth time in the program's FBS Era (since 2009) that the Hilltoppers ran over 90 plays in a game.
- WKU had 22 passing first downs, tied for the second-most in program history. The Hilltoppers had 29 on Aug. 29, 2014, vs. Bowling Green. Most recently, WKU had 22 on Oct. 14, 2017, vs. Charlotte.
- WKU lost the time-of-possession battle 29:35-to-30:25. Although the Hilltoppers are 0-4 in time of possession so far this season, this was their closest mark.

SCORING SUMMARY

Team	Qtr	Time	Scoring Play	PI-Yd	TOP	Score
MSU	1	13:32	Jayden Reed 88-yard punt return (Coghlin kick)	—	—	0-7
MSU	1	8:26	Kenneth Walker III 5-yard rush (Coghlin kick)	7-80	3:59	0-14
WKU	1	5:04	Brayden Narveson 37-yard field goal	11-56	3:22	3-14
MSU	1	3:54	J. Reed 46-yard pass from Thorne (Coghlin kick)	4-75	1:10	3-21
WKU	1	2:57	J. Beljan 4-yard pass from Zappe (Narveson kick)	3-65	0:57	10-21
WKU	2	11:42	Brayden Narveson 29-yard field goal	13-61	4:53	13-21
MSU	2	9:10	Kenneth Walker III 5-yard rush (Coghlin kick)	6-68	2:27	13-28
WKU	2	6:51	Brayden Narveson 35-yard field goal	8-58	2:19	16-28
MSU	2	2:39	Kenneth Walker III 3-yard rush (Coghlin kick)	9-66	4:06	13-35
MSU	2	0:41	Payton Thorne 12-yard rush (Coghlin kick)	6-31	0:53	16-42
MSU	3	0:43	Matt Coghlin 21-yard field goal	14-96	5:49	16-45
WKU	4	13:13	Jerr. Sterns 28-yard pass from Zappe (Tinsley 2PT)	9-75	2:30	24-45
WKU	4	8:24	J. Beljan 1-yard pass from Zappe (Narveson kick)	7-55	2:28	31-45
MSU	4	4:46	Matt Coghlin 20-yard field goal	12-72	3:38	31-48

STATISTICS LEADERS

WKU

PASSING	C-A-I	Yds	TD	Long	Sack
Zappe	46-64-0	488	3	60	3
Zaubi	0-1-0	0	0	0	0
TOTALS	46-65-0	488	3	60	3

RUSHING	Att.	Yds	TD	Long	Avg.
Whittington	7	37	0	9	5.3
Robichaux	6	18	0	6	3.0
Cofield	3	15	0	15	5.0
C.J. Jones	2	10	0	9	5.0
Moses	1	9	0	9	9.0
Zappe	7	-17	0	6	-2.4
TOTALS	26	72	9	15	2.8

RECEIVING	No.	Yds	TD	Long
Jerr. Sterns	17	186	1	28
Tinsley	7	127	0	60
Corley	7	69	0	25
Burt, Jr.	4	46	0	15
Cofield	6	33	0	10
Josh Sterns	2	16	0	9
Whittington	1	6	0	6
Beljan	2	5	2	4
TOTALS	28	435	3	72

Michigan State

PASSING	C-A-I	Yds	TD	Long	Sack
Thorne	20-30-0	327	1	46	0

RUSHING	Att.	Yds	TD	Long	Avg.
Walker III	24	126	3	15	5.2
Simmons	10	34	0	11	3.4
Thorne	7	31	1	13	4.4
Reed	1	7	0	7	7.0
TEAM	1	-6	0	0	-6.0
TOTALS	43	192	4	15	4.5

RECEIVING	No.	Yds	TD	Long
Nailor	8	128	0	43
Reed	4	127	1	46
Mosley	3	57	0	27
Foster	1	7	0	7
Heyward	3	5	0	7
Simmons	1	3	0	3
TOTALS	20	327	1	46

vs. UTSA GAME 5 RECAP



UTSA	14	14	14	10	--	52
WKU	10	14	13	9	--	46
October 9, 2021 • Houchens-Smith Stadium • Bowling Green, Ky. • 15,243						

GAME BREAKDOWN

	UTSA	WKU
FIRST DOWNS	32	35
Rushing	14	9
Passing	15	25
Penalty	3	1
NET YARDS RUSHING	192	147
Rushing Attempts	37	29
Average Per Rush	5.2	5.1
Rushing Touchdowns	0	1
Yards Gained Rushing	196	154
Yards Lost Rushing	4	7
NET YARDS PASSING	372	523
Completions-Attempts-Int	29-39-1	38-60-1
Average Per Attempt	9.5	8.7
Average Per Completion	12.8	13.8
Passing Touchdowns	7	5
TOTAL OFFENSE YARDS	564	670
Total offense plays	76	89
Average Gain Per Play	7.4	7.5
Fumbles: Number-Lost	2-1	1-1
Penalties: Number-Yards	3-25	8-77
PUNTS-YARDS	3-118	2-122
Average Yards Per Punt	39.3	61.0
Net Yards Per Punt	39.0	42.5
Inside 20	1	0
50+ Yards	0	2
Touchbacks	0	0
Fair catch	0	0
KICKOFFS-YARDS	9-556	9-585
Average Yards Per Kickoff	61.8	65.0
Net Yards Per Kickoff	37.4	40.0
Touchbacks	3	9
Fair Catch Yards	0	0
Punt returns: Number-Yards-TD	2-37-0	1-1-0
Average Per Return	18.5	1.0
Kickoff returns: Number-Yds-TD	0-0-0	6-144-0
Average Per Return	0.0	24.0
Interceptions: Number-Yds-TD	1-0-0	1-5-0
Fumble Returns: Number-Yds-TD	0-0-0	0-0-0
Possession Time	29:56	30:04
1st Quarter	6:44	8:16
2nd Quarter	7:16	7:44
3rd Quarter	7:48	7:12
4th Quarter	8:08	6:52
Third-Down Conversions	4 of 11	9 of 16
Fourth-Down Conversions	3 of 3	0 of 1
Red-Zone Scores-Chances	5-5	5-6
Touchdowns	4-5	3-6
Field goals	1-1	2-2
Sacks By: Number-Yards	1-7	0-0
PAT Kicks	7-7	4-4
Field Goals	1-1	2-3
Points off turnovers	7	7

GAME NOTES

- WKU fell to 1-1 all-time against UTSA. The only other meeting between the two teams was a 45-7 win by the Hilltoppers on November 22, 2014.
- WKU fell to 4-7-1 all-time in games played on Oct. 9.
- WKU fell to 9-4 (since 2013) when wearing red jerseys and black pants.
- WKU scored 46-plus points for the 28th time in the team's FBS Era (since 2009), falling to 24-4 in those games. It was the first such loss for the Hilltoppers since a 55-52 defeat at LA Tech on October 6, 2016.
- WKU had 670 total yards of offense (523 passing, 157 rushing), for the fifth-most in program history. Through five games, the Hilltoppers are averaging 550.4 total yards of offense (457.8 passing, 92.6 rushing), which would eclipse the 2014 team (534.6) for most in program history.
- WKU ran 89 offensive plays for 670 total yards for an average of 7.5 yards per play. Through five games, the Hilltoppers have run 364 offensive plays for 2,752 total yards for an average of 7.6 yards per play, which ranks third in FBS behind only Coastal Carolina (8.8) and Ohio State (8.6).
- WKU had 10 passing "chunk" plays of 20 or more yards with four of those going for touchdowns. In five games this season, the Hilltoppers have 40 passing "chunk" plays with 12 of those going for touchdowns. In 12 games in 2020, WKU had 15 "chunk" passing plays with three going for touchdowns.
- WKU had 25 passing first downs, for the second-most in program history. The Hilltoppers had 29 vs. Bowling Green on August 29, 2014.
- WKU won the time-of-possession battle for the first time this season, 30:04-to-29:56. In five games this season, the Hilltoppers are averaging a 25:36-to-34:24 deficit, which ranks 128th in FBS. In 2020, WKU lost the time-of-possession in 8-of-12 games with an average of 29:01-to-30:59.
- Jerreth Sterns (195 receiving yards) and Mitchell Tinsley (101 receiving yards) both surpassed the century mark. It was the 13th time in WKU history that a pair of receivers went over 100 yards in the same game, and the second-consecutive game that Sterns and Tinsley did so.
- With 523 passing yards, WKU pushed its season total to 2,289. In 12 games in 2020, the Hilltoppers had 1,972 passing yards.

SCORING SUMMARY

Team	Qtr	Time	Scoring Play	PI-Yd	TOP	Score
UTSA	1	14:13	D. Clark 30-yard pass from Harris (Duplessis kick)	3-75	0:47	0-7
WKU	1	10:11	Brayden Narveson 34-yard field goal	8-54	3:56	3-7
UTSA	1	5:03	Ogle-Kellogg 15-yard pass from Harris (Duplessis kick)	14-75	5:08	3-14
WKU	1	0:49	Jerr. Sterns 3-yard pass from Zappe (Narveson kick)	12-58	4:04	10-14
WKU	2	11:22	Adam Cofield 10-yard rush (Narveson kick)	8-74	3:26	17-14
UTSA	2	8:25	Harris 23-yard pass from J. Cephus (Duplessis kick)	8-75	2:57	17-21
WKU	2	4:47	D. Smith 33-yard pass from Zappe (Narveson kick)	9-82	3:32	24-21
UTSA	2	0:40	O. Cardenas 11-yard pass from Harris (Duplessis kick)	3-32	0:32	24-28
WKU	3	12:46	M. Corley 24-yard pass from Zappe (Narveson kick)	3-24	0:52	31-28
UTSA	3	10:38	D. Clark 18-yard pass from Harris (Duplessis kick)	6-75	2:08	31-35
UTSA	3	6:06	J. Cephus 3-yard pass from Harris (Duplessis kick)	7-57	3:55	31-42
WKU	3	0:50	M. Tinsley 40-yard pass from Zappe (2PT failed)	3-95	0:33	37-42
UTSA	4	10:01	Hunter Duplessis 35-yard field goal	10-57	5:49	37-45
WKU	4	8:04	Jerr. Sterns 20-yard pass from Zappe (2PT failed)	7-75	1:57	43-45
UTSA	4	6:39	D. Clark 43-yard pass from Harris (Duplessis kick)	4-75	1:25	43-52
WKU	4	4:22	Brayden Narveson 27-yard field goal	10-66	2:17	46-52

STATISTICS LEADERS

WKU

PASSING	C-A-I	Yds	TD	Long	Sack
Zappe	28-35-1	424	7	73	0
RUSHING	Att.	Yds	TD	Long	Avg.
Cofield	9	65	1	12	7.2
Whittington	8	49	0	11	6.1
Robichaux	6	31	0	10	5.2
Zappe	6	2	0	5	0.3
TOTALS	29	147	1	12	5.1
RECEIVING	No.	Yds	TD	Long	
Jerr. Sterns	16	195	2	55	
Tinsley	5	102	1	40	
Davis	5	75	0	33	
D. Smith	2	43	1	33	
Corley	2	33	1	24	
Josh Sterns	2	28	0	24	
Beljan	2	17	0	14	
Cofield	1	12	0	12	
Ratzlaff	1	9	0	9	
C.J. Jones	1	5	0	5	
Whittington	1	4	0	4	
TOTALS	38	523	5	55	

UTSA

PASSING	C-A-I	Yds	TD	Long	Sack
Harris	28-38-1	349	6	44	0
Cephus	1-1-0	23	1	23	0
TOTALS	29-39-1	372	7	44	0
RUSHING	Att.	Yds	TD	Long	Avg.
McCormick	23	120	0	16	5.2
Harris	9	51	0	14	5.7
Daniels	2	18	0	13	9.0
Cephus	1	5	0	5	5.0
TEAM	2	-2	0	0	-1.0
TOTALS	37	192	0	16	5.2
RECEIVING	No.	Yds	TD	Long	
Clark	7	150	3	44	
Cephus	8	83	1	40	
Franklin	8	50	0	19	
Harris	1	23	1	23	
McCormick	2	22	0	13	
Cardenas	2	19	1	11	
Ogle-Kellogg	1	15	1	15	
TOTALS	29	372	7	44	



at Old Dominion GAME 6 RECAP



WKU	14	16	3	10	--	43
Old Dominion	0	3	3	14	--	20
October 16, 2021 • S.B. Ballard Stadium • Norfolk, Va. • 16,418						

GAME BREAKDOWN

	WKU	ODU
FIRST DOWNS	29	23
Rushing	6	9
Passing	18	13
Penalty	5	1
NET YARDS RUSHING	121	119
Rushing Attempts	27	37
Average Per Rush	4.5	3.2
Rushing Touchdowns	0	2
Yards Gained Rushing	136	160
Yards Lost Rushing	15	41
NET YARDS PASSING	397	327
Completions-Attempts-Int	36-54-1	26-41-2
Average Per Attempt	7.4	8.0
Average Per Completion	11.0	12.6
Passing Touchdowns	5	0
TOTAL OFFENSE YARDS	518	446
Total offense plays	81	78
Average Gain Per Play	6.4	5.7
Fumbles: Number-Lost	1-0	1-1
Penalties: Number-Yards	4-31	13-127
PUNTS-YARDS	2-118	4-160
Average Yards Per Punt	59.0	40.0
Net Yards Per Punt	58.5	23.2
Inside 20	1	2
50+ Yards	2	1
Touchbacks	0	0
Fair catch	0	2
KICKOFFS-YARDS	8-449	5-295
Average Yards Per Kickoff	56.1	59.0
Net Yards Per Kickoff	36.8	38.8
Touchbacks	6	3
Fair Catch Yards	24	0
Punt returns: Number-Yards-TD	2-67-0	1-1-0
Average Per Return	33.5	1.0
Kickoff returns: Number-Yds-TD	2-26-0	1-5-0
Average Per Return	13.0	5.0
Interceptions: Number-Yds-TD	2-29-0	1-0-0
Fumble Returns: Number-Yds-TD	1-12-0	0-0-0
Possession Time	30:39	29:21
1st Quarter	8:35	6:25
2nd Quarter	6:28	8:32
3rd Quarter	5:26	9:34
4th Quarter	10:10	4:50
Third-Down Conversions	3 of 14	6 of 16
Fourth-Down Conversions	3 of 4	1 of 3
Red-Zone Scores-Chances	5-7	3-3
Touchdowns	3-7	1-3
Field goals	2-2	2-2
Sacks By: Number-Yards	5-38	0-0
PAT Kicks	4-5	2-2
Field Goals	3-4	2-2
Points off turnovers	10	0

GAME NOTES

- WKU improved to 6-1 all-time against ODU, including a perfect 4-0 in S.B. Ballard Stadium.
- WKU improved to 6-6 all-time in games played on Oct. 16, breaking a three-game losing streak on the date. The Hilltoppers' most recent win on Oct. 16 was a 51-24 victory at Southern Illinois in 1993.
- WKU scored 43 points after scoring 46 vs. UTSA the previous week. It was the first time the Hilltoppers scored 40-plus points in consecutive games since the end of the 2016 season, when WKU scored 40-plus points in the final 10 games of the campaign.
- WKU had 518 total yards of offense (397 passing, 121 rushing) on 81 plays for an average of 6.4 yards per play. Through six games, the Hilltoppers are averaging 545 total yards of offense (447.7 passing, 97.3 rushing), which would eclipse the 2014 team (534.6) for most in program history.
- Through six games, the Hilltoppers have run 445 offensive plays for 3,270 total yards for an average of 7.35 yards per play, which ranks third in FBS behind only Coastal Carolina (8.8) and Ohio State (8.55).
- WKU intercepted ODU twice on defense, the first two-pick game for the Hilltoppers since Nov. 9, 2019, at Arkansas, a span of 20 games in-between.
- WKU sacked ODU five times on defense, the third five-sack game for the Hilltoppers since the beginning of the 2017 season. WKU had six on Nov. 24, 2018, at LA Tech and five on Nov. 14, 2020, vs. Southern Miss.
- WKU had two interceptions and five sacks in the same game for only the second time in the program's FBS Era (since 2009). The Hilltoppers previously did so on Nov. 23, 2013, at Texas State.
- ODU committed 13 penalties for 117 yards, only the second time WKU's opponent has committed 10+ penalties for 100+ yards since the beginning of the 2015 season (Ball State on Sept. 22, 2018).

SCORING SUMMARY

Team	Qtr	Time	Scoring Play	PI-Yd	TOP	Score
WKU	1	9:16	M. Corley 26-yard pass from Zappe (Narveson kick)	8-68	3:42	7-0
WKU	1	4:24	D. Thomas 9-yard pass from Zappe (Narveson kick)	13-81	3:30	14-0
WKU	2	5:23	D. Davis 15-yard pass from Zappe (Narveson kick)	3-41	1:02	21-0
ODU	2	2:23	Nick Rice 44-yard field goal	10-48	3:00	21-3
WKU	2	1:48	Jerr. Sterns 74-yard pass from Zappe (kick failed)	3-75	0:35	27-3
ODU	2	0:00	Brayden Narveson 20-yard field goal	8-57	1:16	30-3
ODU	3	10:37	Nick Rice 38-yard field goal	11-54	4:23	30-6
WKU	3	3:43	Brayden Narveson 31-yard field goal	4-(-9)	1:30	33-6
ODU	4	14:55	Elijah Davis 24-yard rush (Rice kick)	8-79	3:45	33-13
ODU	4	10:17	Blake Watson 7-yard rush (Rice kick)	8-78	3:02	33-20
WKU	4	5:41	Brayden Narveson 41-yard field goal	13-42	4:31	36-30
WKU	4	3:51	D. Thomas 17-yard pass from Zappe (Narveson kick)	2-23	0:38	43-20

STATISTICS LEADERS

WKU						
PASSING	C-A-I	Yds	TD	Long	Sack	
Zappe	36-54-1	397	5	74	0	
RUSHING	Att.	Yds	TD	Long	Avg.	
Cofield	10	67	0	20	6.7	
Whittington	4	24	0	8	6.0	
Moses	5	21	0	7	4.2	
Robichaux	3	8	0	5	2.7	
Zappe	3	8	0	4	2.7	
Jerr. Sterns	1	7	0	7	7.0	
TEAM	1	-14	0	0	-14.0	
TOTALS	27	121	0	20	4.5	
RECEIVING	No.	Yds	TD	Long		
Jerr. Sterns	13	221	1	74		
Corley	7	60	1	26		
Davis	5	45	1	15		
Thomas	2	26	2	17		
Josh Sterns	3	18	0	10		
Robichaux	1	17	0	17		
Tinsley	2	8	0	5		
Ratzlaf	2	2	0	3		
Cofield	1	0	0	0		
TOTALS	28	435	3	72		
Old Dominion						
PASSING	C-A-I	Yds	TD	Long	Sack	
Wolff	26-41-2	327	0	39	5	
RUSHING	Att.	Yds	TD	Long	Avg.	
Watson	22	104	1	15	4.7	
Davis	10	53	1	24	5.3	
Wolff	5	-38	0	0	-7.6	
TOTALS	37	119	2	24	3.2	
RECEIVING	No.	Yds	TD	Long		
Jennings	13	172	0	34		
Kuntz	9	119	0	39		
Anthony	1	10	0	10		
Harvey	1	10	0	10		
Moore	1	9	0	9		
Paige	1	7	0	7		
TOTALS	26	327	0	39		

RDA

BAILEY ZAPPE GAME-BY-GAME NOTES

VS. UT MARTIN

- Completed 28-of-35 passing attempts for an 80% completion rate, the sixth-best by a WKU quarterback with over 26 attempts in a game. Most recently, Mike White completed 28-of-32 passing attempts (88%) vs. Old Dominion on Oct. 22, 2016.
- The 80% completion rate is his collegiate career-high, surpassing his previous best of 77.4% (41-of-53) at South Dakota in 2019.
- Had 12 consecutive completions during a span between the first and second quarters, tying for the second-best run by a WKU quarterback. Mike White had 14 consecutive completions to open the game vs. Middle Tennessee on Nov. 17, 2017.
- Had 424 passing yards, the 12th-most by a WKU quarterback and the 16th 400-yard passing game in Hilltopper history. Most recently, Mike White had 478 passing yards in a triple-overtime game vs. Middle Tennessee on Nov. 17, 2017.
- The 424 passing yards were the fifth-most in his collegiate career, the most being 567 at Texas Tech in 2020. It was the sixth time he surpassed the 400-yard mark and the fourth time in his past five games dating back to 2020.
- Had seven passing touchdowns, the most ever by a WKU quarterback in a home game and second-most in any game. Brandon Doughty had eight passing touchdowns in an overtime game at No. 19 Marshall on Nov. 28, 2014.
- Became the fourth quarterback in Conference USA history to pass for seven or more touchdowns. Houston's Case Keenum had nine vs. Rice on Oct. 27, 2011; Doughty had eight; Marshall's Rakeem Cato had seven in that same game vs. WKU; and North Texas' Mason Fine had seven on Nov. 2, 2019.
- Became the 40th FBS quarterback since 2000 to pass for seven touchdowns in a game. Of those players, he had the sixth-fewest passing attempts to reach that number. Memphis' Paxton Lynch needed only 14 passing attempts to throw seven touchdowns vs. SMU on Nov. 28, 2015.
- The seven passing touchdowns tied a collegiate career-high, matching his seven score effort at Texas Southern in 2019.
- Had a passing efficiency rating of 242.0, the fourth-best by a WKU quarterback. Mike White's 306.2 vs. Houston Baptist on Oct. 1, 2016; Brandon Doughty's 271.8 vs. Old Dominion on Oct. 25, 2014; Mike White's 252.7 vs. Rice on Sept. 1, 2016.
- Had the highest passing efficiency rating by an FBS quarterback with 35 or more passing attempts since Oklahoma's Baker Mayfield had a 266.3 at Texas Tech on Oct. 22, 2016.

AT ARMY

- Completed 28-of-40 passing attempts for 435 yards, the 12th-most by a WKU quarterback and the 17th 400-yard passing game in Hilltopper history. He surpassed his 424-yard effort in the Hilltoppers' first game against UT Martin, which now stands 13th all-time in program history.
- The 435 passing yards were the fifth-most in his collegiate career, the most being 567 at Texas Tech in 2020. It was the seventh time he surpassed the 400-yard mark and the fifth time in his past six games dating back to 2020.
- Threw an interception on the offense's first possession for the second-consecutive game.

VS. INDIANA

- Completed 31-of-44 passing attempts for 365 yards, the 31st-most ever by a WKU quarterback. After 424 vs. UT Martin and 435 at Army, has three of the top 31 passing yard games in Hilltopper history.
- The 365 passing yards were the most against Indiana's defense since Purdue's Aidan O'Connell threw for 408 on Nov. 30, 2019.

AT #16/17 MICHIGAN STATE

- Completed 46-of-64 passing attempts for 488 yards, the sixth-most ever by a WKU quarterback. After 424 vs. UT Martin and 435 at Army, has three of the top 14 passing yard games in Hilltopper history.
- The 488 yards were the third-most against Michigan State's defense since 2000. Only Bryce Petty of Baylor had 550 in 2015 and C.J. Bacher of Northwestern had 520 in 2007 had more.
- The 488 yards were the most by a C-USA quarterback since ODU's Blake LaRussa had 495 vs. Virginia Tech in 2018.
- The 46 completions tied the WKU all-time record set by Brandon Doughty vs. Bowling Green in 2014 and were the most by a C-USA quarterback since that same performance.

VS. UTSA

- Completed 38-of-60 passing attempts for 523 yards, the third-most ever by a WKU quarterback. After 424 vs. UT Martin and 435 at Army and 488 at Michigan State, has four of the top 15 passing yard games in Hilltopper history.
- The 523 yards were the second-most by an FBS quarterback this season, with only Virginia's Brennan Armstrong's 554 yards at North Carolina on September 18 being greater.
- The 523 yards were the 11th-most by a C-USA quarterback all-time, and the most since Southern Miss' Nick Mullens had 591 vs. Rice on October 1, 2016.
- Threw an interception on his 60th and final pass attempt of the night, his first in 203 pass attempts. That streak ranks second in WKU history behind Tyrrell Pigrome's streak of 279 in 2020.
- His 447-yard average leads all FBS quarterbacks, with the next-closest being Virginia's Brennan Armstrong at 410 yards. A 447-yard average extrapolated over a 13-game season would be 5,364, which would rank eighth all-time in FBS history. The all-time record is held by Texas Tech's B.J. Symons, who had 5,833 in 2003.

OTHER NOTABLE PERFORMANCES

VS. UT MARTIN

- Tight end Joshua Simon had three receptions for 73 yards and two touchdowns, the first multi-touchdown game of his career. The three receptions pushed his career total to 66, tying Tyler Higbee for fifth all-time by a WKU tight end, while the two scores pushed his career total to nine, moving into fourth all-time on that list. Simon suffered a knee injury during that game and will miss the remainder of the 2021 season.
- Wide receiver Daewood Davis had two receptions for 83 yards, including a 73-yard touchdown in the first quarter. It was the longest catch by a WKU receiver since Joshua Simon's 77-yard touchdown vs. Louisville on Sept. 14, 2019.
- Defensive back T.J. Springer led WKU with three pass breakups. Last season Dionté Ruffin had three vs. Liberty on Sept. 24, Roger Cray had three vs. FIU on Nov. 21 and Dominique Bradshaw had three at Charlotte on Dec. 6.
- Kicker Brayden Narveson made 8-of-8 extra points, becoming the first WKU kicker to do so since Skyler Simcox also made 8-of-8 on Oct. 22, 2016.

AT ARMY

- Wide receiver Jerreth Sterns led WKU with nine receptions for 171 yards and two touchdowns. The 171 receiving yards were a career-high, eclipsing a 138-yard effort at LA Tech on Sept. 26, 2020. The 72-yard touchdown catch in the second quarter was the longest of his career, which was previously a 47-yard grab – also against the Bulldogs last season. The 171 receiving yards were the 14th-most in WKU history.
- Defensive end DeAngelo Malone led WKU with a career-high-tying 12 tackles – he previously had 12 at Florida Atlantic on Nov. 7, 2020. It was his fifth-career double-digit tackle performance.

VS. INDIANA

- Safety A.J. Brathwaite, Jr. led WKU with a career-high 15 tackles (nine solo, six assisted), tying for fourth-most by a Hilltopper defender in the program's FBA Era (since 2009). Most recently, safety Devon Key had 15 total tackles on Sept. 19, 2020 vs. Liberty. He was 1-of-11 defenders this weekend with 15-plus tackles, and only 1-of-2 from C-USA (Jordan Helm of FAU had 15 at Air Force.)
- Safety Antwon Kincade ranked second on WKU with 14 total tackles (four solo, 10 assisted). It was the second-most in his career, just behind 15 total tackles on Oct. 26, 2019 at Marshall.
- Punter John Haggerty III booted three punts for 155 yards (51.7 gross average), with two going for 60-plus yards and the third going for 34 yards and was fair-caught by Indiana and the 14 yard line. With no return yards and no touchbacks, had a net average of 51.7 as well.

AT #16/17 MICHIGAN STATE

- Wide receiver Mitchell Tinsley had career-highs of seven receptions and 127 yards, including a career-long 60-yard catch. Six of those catches and all 127 yards came in the first half.
- Tight end Joey Beljan had two receptions for five yards, with both catches going for touchdowns. They were the first two scores of his career.
- Kicker Brayden Narveson tied a career-high by making 3-of-3 field goals from 37, 35 and 29 yards – all in the first half. Made 12 consecutive tries dating back to 2020, which set the all-time WKU record. Previously, Garrett Schwettman connected on 11 straight in 2015.

VS. UTSA

- Running backs Adam Cofield, Kye Robichaux and Noah Whittington combined for 23 carries for 145 yards (6.3 average). Had five rushes of 10-plus yards, including a 10-yard touchdown by Cofield in the second quarter.
- Wide receiver Jerreth Sterns led WKU with 16 receptions for 195 yards, while adding two touchdowns to push his total to seven on the season. The 195 yards were the ninth-most by an FBS player this season, and are tied for the fourth-most by a Hilltopper in program history. The 195 yards were career-high, eclipsing a 186-yard effort the previous week at Michigan State and earlier this season a 171-yard effort at Army. The 16 receptions tied for the third most by a Hilltopper in program history, and tied for the second-most by an FBS player this season.
- Defensive end DeAngelo Malone led WKU with 11 tackles (seven solo, four assisted) including one tackle for loss. It was his sixth-career double-digit tackle game and second this season after a 12-tackle performance at Army. Also had one forced fumble – that was recovered by the offense – and one quarterback hurry. It was his sixth career forced fumble and 42nd career quarterback hurry. Pushed his career total to 48.0 tackles for loss in 53 career games at WKU, passing Erik Dandy's 47.0 (2000-03) for fourth-most in program history.
- Kicker Cory Munson had nine kickoffs, all of which went for a career-high in touchbacks. His previous career-high for touchbacks was six vs. Charlotte on October 19, 2019; while his career-high for kickoffs is 10 earlier this season vs. UT Martin.

The Automated ScoreBook
WKU Game Results (as of Oct 14, 2021)
All games

Date	Opponent	Score	Overall	Conference	Time	Attend
Sep 02, 2021	UT MARTIN	W 59-21	1-0	0-0	3:32	16236
Sep 11, 2021	at Army	L 35-38	1-1	0-0	3:19	25989
Sep 25, 2021	INDIANA	L 31-33	1-2	0-0	3:42	25171
Oct 02, 2021	at Michigan St.	L 31-48	1-3	0-0	3:59	70075
* Oct 09, 2021	UTSA	L 46-52	1-4	0-1	3:39	15243
* Oct 16, 2021	at Old Dominion	W 43-20	2-4	1-1	3:20	16418

The Automated ScoreBook
 WKU Overall Team Statistics (as of Oct 14, 2021)
 All games

Team Statistics	WKU	OPP
SCORING	245	212
Points Per Game	40.8	35.3
Points Off Turnovers	31	14
FIRST DOWNS	166	161
Rushing	38	70
Passing	116	77
Penalty	12	14
RUSHING YARDAGE	584	1177
Yards gained rushing	671	1297
Yards lost rushing	87	120
Rushing Attempts	146	257
Average Per Rush	4.0	4.6
Average Per Game	97.3	196.2
TDs Rushing	4	15
PASSING YARDAGE	2686	1671
Comp-Att-Int	208-299-4	135-212-4
Average Per Pass	9.0	7.9
Average Per Catch	12.9	12.4
Average Per Game	447.7	278.5
TDs Passing	27	10
TOTAL OFFENSE	3270	2848
Total Plays	445	469
Average Per Play	7.3	6.1
Average Per Game	545.0	474.7
KICK RETURNS: #-Yards	15-333	10-181
PUNT RETURNS: #-Yards	6-101	5-126
INT RETURNS: #-Yards	4-57	4-24
KICK RETURN AVERAGE	22.2	18.1
PUNT RETURN AVERAGE	16.8	25.2
INT RETURN AVERAGE	14.2	6.0
FUMBLES-LOST	3-2	7-4
PENALTIES-Yards	42-331	39-341
Average Per Game	55.2	56.8
PUNTS-Yards	11-574	18-764
Average Per Punt	52.2	42.4
Net punt average	40.7	34.6
KICKOFFS-Yards	43-2458	41-2302
Average Per Kick	57.2	56.1
Net kick average	39.0	37.7
TIME OF POSSESSION/Game	26:26	33:34
3RD-DOWN Conversions	34/73	45/88
3rd-Down Pct	47%	51%
4TH-DOWN Conversions	6/13	8/12
4th-Down Pct	46%	67%
SACKS BY-Yards	10-75	8-52
MISC YARDS	0	0
TOUCHDOWNS SCORED	31	26
FIELD GOALS-ATTEMPTS	10-12	10-11
ON-SIDE KICKS	0-3	0-0
RED-ZONE SCORES	(28-32) 88%	(26-28) 93%
RED-ZONE TOUCHDOWNS	(19-32) 59%	(17-28) 61%
PAT-ATTEMPTS	(27-28) 96%	(26-26) 100%
ATTENDANCE	56650	112482
Games/Avg Per Game	3/18883	3/37494
Neutral Site Games		0/0

Score by Quarters	1st	2nd	3rd	4th	OT	Total
WKU	41	85	43	76	0	245
Opponents	56	75	30	51	0	212

The Automated ScoreBook
WKU Overall Individual Statistics (as of Oct 14, 2021)
All games

Rushing	gp-gs	att	gain	loss	net	avg	td	lg	avg/g
Cofield, Adam	6-0	45	230	1	229	5.1	3	20	38.2
Whittington, Noah	5-4	33	188	4	184	5.6	0	13	36.8
Robichaux, Kye	6-0	25	101	1	100	4.0	0	10	16.7
Moses, Jakairi	3-0	8	40	1	39	4.9	0	9	13.0
Zappe, Bailey	6-6	27	79	49	30	1.1	1	21	5.0
Sterns, Jerreth	6-6	3	23	9	14	4.7	0	16	2.3
JONES, C.J.	4-0	2	10	0	10	5.0	0	9	2.5
Corley, Malachi	6-3	1	0	6	-6	-6.0	0	0	-1.0
TEAM	4-0	2	0	16	-16	-8.0	0	0	-4.0
Total	6	146	671	87	584	4.0	4	21	97.3
Opponents	6	257	1297	120	1177	4.6	15	31	196.2

Passing	gp-gs	effic	comp-att-int	pct	yds	td	lg	avg/g
Zappe, Bailey	6-6	170.33	207-297-4	69.7	2632	26	74	438.7
Zaubi, Drew	2-0	0.00	0-1-0	0.0	0	0	0	0.0
Baker, Carson	1-0	883.60	1-1-0	100.0	54	1	54	54.0
Sterns, Jerreth	6-6	0.00	0-0-0	0.0	0	0	0	0.0
Total	6	172.15	208-299-4	69.6	2686	27	74	447.7
Opponents	6	141.68	135-212-4	63.7	1671	10	46	278.5

Receiving	gp-gs	no.	yds	avg	td	lg	avg/g
Sterns, Jerreth	6-6	69	962	13.9	8	74	160.3
Corley, Malachi	6-3	36	346	9.6	4	40	57.7
Tinsley, Mitchell	6-6	28	456	16.3	3	60	76.0
Davis, Daewood	6-6	16	284	17.8	3	73	47.3
Cofield, Adam	6-0	12	66	5.5	0	12	11.0
STERNS, JOSH	6-0	10	94	9.4	0	24	15.7
Burt Jr, Craig	6-0	9	178	19.8	1	54	29.7
Thomas, Dakota	4-0	5	51	10.2	2	17	12.8
Beljan, Joey	6-2	5	35	7.0	2	14	5.8
Ratzlaff, Ben	5-0	4	31	7.8	0	20	6.2
Whittington, Noah	5-4	4	22	5.5	0	8	4.4
Simon, Joshua	1-1	3	73	24.3	2	45	73.0
Smith, Dalvin	3-2	3	56	18.7	2	33	18.7
JONES, C.J.	4-0	2	20	10.0	0	15	5.0
Robichaux, Kye	6-0	1	17	17.0	0	17	2.8
AbdurRahman, Kendall	2-0	1	-5	-5.0	0	0	-2.5
Total	6	208	2686	12.9	27	74	447.7
Opponents	6	135	1671	12.4	10	46	278.5

Punt Returns	no.	yds	avg	td	lg
Sterns, Jerreth	5	37	7.4	0	24
Wilson, DeAngelo	1	64	64.0	0	64
Total	6	101	16.8	0	64
Opponents	5	126	25.2	1	88

Interceptions	no.	yds	avg	td	lg
Edwards, Miguel	1	23	23.0	0	23
Ignont, Will	1	0	0.0	0	0
Brathwaite, A.J.	1	5	5.0	0	5
Kincade, Antwon	1	29	29.0	0	29
Total	4	57	14.2	0	29
Opponents	4	24	6.0	0	24

Kick Returns	no.	yds	avg	td	lg
Bishop, Beanie	11	287	26.1	0	45
Beljan, Joey	3	31	10.3	0	14
Moses, Jakairi	1	15	15.0	0	15
Total	15	333	22.2	0	45
Opponents	10	181	18.1	0	34

Fumble Returns	no.	yds	avg	td	lg
Darvin, Jeremy	1	12	12.0	0	12
Total	1	12	12.0	0	12
Opponents	0	0	0.0	0	0

The Automated ScoreBook
WKU Overall Individual Statistics (as of Oct 14, 2021)
All games

Scoring	td	fg	PAT				dpx	saf	pts
			kick	rush	rcv	pass			
Narveson, Brayden	-	10-12	27-28	-	-	-	-	-	57
Sterns, Jerreth	8	-	-	-	-	-	-	-	48
Corley, Malachi	4	-	-	-	-	-	-	-	24
Tinsley, Mitchell	3	-	-	-	1	-	-	-	20
Davis, Daewood	3	-	-	-	-	-	-	-	18
Cofield, Adam	3	-	-	-	-	-	-	-	18
Beljan, Joey	2	-	-	-	-	-	-	-	12
Simon, Joshua	2	-	-	-	-	-	-	-	12
Smith, Dalvin	2	-	-	-	-	-	-	-	12
Thomas, Dakota	2	-	-	-	-	-	-	-	12
Zappe, Bailey	1	-	-	0-1	-	1-2	-	-	6
Burt Jr, Craig	1	-	-	-	-	-	-	-	6
Total	31	10-12	27-28	0-1	1	1-2	-	-	245
Opponents	26	10-11	26-26	-	-	-	-	-	212

Total Offense	g	plays	rush	pass	total	avg/g
Zappe, Bailey	6	324	30	2632	2662	443.7
Cofield, Adam	6	45	229	0	229	38.2
Whittington, Noah	5	33	184	0	184	36.8
Robichaux, Kye	6	25	100	0	100	16.7
Baker, Carson	1	1	0	54	54	54.0
Moses, Jakairi	3	8	39	0	39	13.0
Sterns, Jerreth	6	3	14	0	14	2.3
JONES, C.J.	4	2	10	0	10	2.5
Corley, Malachi	6	1	-6	0	-6	-1.0
TEAM	4	2	-16	0	-16	-4.0
Total	6	445	584	2686	3270	545.0
Opponents	6	469	1177	1671	2848	474.7

Field Goals	fg	pct.	01-19	20-29	30-39	40-49	50-99	lg	blk
Narveson, Brayden	10-12	83.3	0-0	3-3	6-6	1-2	0-1	41	0

FG Sequence	WKU	Opponents
UT Martin	(30)	28
Army	-	(31)
Indiana	(34)	(46),(37),(25),(48)
Michigan St.	(37),(29),(35)	(21),(20)
UTSA	(34),55,(27)	(35)
Old Dominion	43,(20),(31),(41)	(44),(38)

Punting	no.	yds	avg	lg	tb	fc	i20	50+	blk
Haggerty III, John	10	548	54.8	67	0	2	4	7	0
TEAM	1	26	26.0	26	0	0	0	0	1
Total	11	574	52.2	67	0	2	4	7	1
Opponents	18	764	42.4	67	2	8	6	4	0

Kickoffs	no.	yds	avg	tb	ob	retn	net	ydln
Munson, Cory	43	2458	57.2	24	2			
Total	43	2458	57.2	24	2	18.1	39.0	26
Opponents	41	2302	56.1	17	3	22.2	37.7	27

Numbers in (parentheses) indicate field goal was made.

The Automated ScoreBook
 WKU Overall Individual Statistics (as of Oct 14, 2021)
 All games

All Purpose	g	rush	rcv	pr	kr	ir	total	avg/g
Sterns, Jerreth	6	14	962	37	0	0	1013	168.8
Tinsley, Mitchell	6	0	456	0	0	0	456	76.0
Corley, Malachi	6	-6	346	0	0	0	340	56.7
Cofield, Adam	6	229	66	0	0	0	295	49.2
Bishop, Beanie	5	0	0	0	287	0	287	57.4
Davis, Daewood	6	0	284	0	0	0	284	47.3
Whittington, Noa	5	184	22	0	0	0	206	41.2
Burt Jr, Craig	6	0	178	0	0	0	178	29.7
Robichaux, Kye	6	100	17	0	0	0	117	19.5
STERNS, JOSH	6	0	94	0	0	0	94	15.7
Simon, Joshua	1	0	73	0	0	0	73	73.0
Beljan, Joey	6	0	35	0	31	0	66	11.0
Wilson, DeAngel	2	0	0	64	0	0	64	32.0
Smith, Dalvin	3	0	56	0	0	0	56	18.7
Moses, Jakairi	3	39	0	0	15	0	54	18.0
Thomas, Dakota	4	0	51	0	0	0	51	12.8
Ratzlaff, Ben	5	0	31	0	0	0	31	6.2
JONES, C.J.	4	10	20	0	0	0	30	7.5
Zappe, Bailey	6	30	0	0	0	0	30	5.0
Kincade, Antwon	6	0	0	0	0	29	29	4.8
Edwards, Miguel	6	0	0	0	0	23	23	3.8
Brathwaite, A.J.	5	0	0	0	0	5	5	1.0
AbdurRahman,	2	0	-5	0	0	0	-5	-2.5
TEAM	4	-16	0	0	0	0	-16	-4.0
Total	6	584	2686	101	333	57	3761	626.8
Opponents	6	1177	1671	126	181	24	3179	529.8

The Automated ScoreBook
 WKU Overall Defensive Statistics (as of Oct 14, 2021)
 All games

##	Defensive Leaders	gp-gs	Tackles				tfl/yds	Sacks no-yds	Pass defense			Fumbles		blkd	
			ua	a	tot				int-yds	brup	qbh	rcv-yds	ff	kick	saf
1M	Malone, DeAngelo	6-6	22	29	51	8.0-31	2.5-16	.	1	4	.	2	.	.	
1D	Kincade, Antwon	6-6	28	22	50	1.5-7	.	1-29	2	.	1-0	.	.		
2D	Brathwaite, A.J.	5-5	24	13	37	1.0-16	1.0-16	1-5	2	.	.	1	.		
2I	Ignont, Will	6-6	19	17	36	4.0-19	2.0-16	1-0	2	.	1-0	.	.		
28	Cain, Demetrius	6-5	11	15	26	0.5-2	0.5-2	.	.	1	.	.	.		
1K	Hailassie, Kahlef	6-6	14	11	25	.	.	.	2		
34	Jones, Juwuan	6-6	9	14	23	2.5-14	2.0-12	1	.		
1H	Hunter, Jaden	5-2	11	12	23	1.0-1	1	.		
1E	Edwards, Miguel	6-2	18	4	22	.	.	1-23	4		
2B	Bishop, Beanie	5-5	16	2	18	2.0-5		
27	Alexander, Omari	6-4	7	11	18	1.0-3	.	.	2		
43	Pitts, Michael	6-0	9	8	17	4.5-22	2.0-13	.	1	1	.	.	.		
97	Shipp, Darius	6-6	6	10	16	2	.	.	.		
2K	Oliver, Kaleb	6-1	8	7	15	0.5-1	.	.	1		
0D	Darvin, Jeremy	6-6	8	7	15	.	.	.	1	3	2-12	.	.		
90	Evans, JaQues	6-0	6	7	13	.	.	.	1		
98	Bragg, Marcus	6-0	5	7	12		
1W	Williams, Davion	5-0	7	3	10	0.5-0		
99	Martin, Brodrick	6-0	2	7	9	0.5-1		
2S	Staples, Malik	6-0	3	3	6	1.5-3		
3D	Terrell, Lichon	5-0	3	3	6	.	.	.	1		
7D	Shaw, Tre	4-0	2	1	3		
4D	Cooper, Niko	6-0	2	.	2		
1S	Simpkins, Kendrick	5-0	2	.	2		
3A	Allen, Mike	2-0	1	1	2	1	.	.	.		
58	Flint, Matthew	5-0	1	1	2		
20	Whittington, Noah	5-4	1	.	1		
46	Munson, Cory	6-0	1	.	1		
37	Myers, Cardavion	3-0	1	.	1		
6D	Springer, T.J.	5-0	.	1	1	.	.	.	3		
5D	Days, Nicholas	2-0	.	1	1		
9D	Bradshaw, Dominique	2-0	1	.	1		
92	Thompson, Terrion	2-0	.	1	1		
Total		6	248	218	466	29-125	10-75	4-57	23	12	4-12	5	.		
Opponents		6	225	185	410	17-75	8-52	4-24	37	14	2-0	2	1		

The Automated ScoreBook
WKU Team Game-by-Game (as of Oct 14, 2021)
All games

TEAM STATISTICS

Date	Opponent	Rushing				Receiving				Passing				Kick Returns				Punt Returns				tot off		
		no.	yds	td	lg	no.	yds	td	lg	cmp	att	int	yds	td	lg	no.	yds	td	lg	no.	yds		td	lg
Sep 02	UT MARTIN	25	109	0	21	29	478	8	73	29	36	1	478	8	73	4	98	0	45	2	31	0	24	587
Sep 11	at Army	19	42	2	13	28	435	3	72	28	40	1	435	3	72	0	0	0	0	0	0	0	0	477
Sep 25	INDIANA	20	93	1	16	31	365	3	39	31	44	0	365	3	39	3	72	0	27	0	0	0	0	458
Oct 02	at Michigan St.	26	72	0	15	46	488	3	60	46	65	0	488	3	60	0	0	0	0	1	2	0	2	560
Oct 09	UTSA	29	147	1	12	38	523	5	55	38	60	1	523	5	55	6	144	0	40	1	1	0	1	670
Oct 16	at Old Dominion	27	121	0	20	36	397	5	74	36	54	1	397	5	74	2	19	0	15	2	67	0	64	518
WKU		146	584	4	21	208	2686	27	74	208	299	4	2686	27	74	15	333	0	45	6	101	0	64	3270
		257	1177	15	31	135	1671	10	46	135	212	4	1671	10	46	10	181	0	34	5	126	1	88	2848

Games: 6 • Avg/rush: 4.0 • Avg/catch: 12.9 • Pass effic: 172.15 • KR avg: 22.2 • PR avg: 16.8 • All purpose avg/game: 626.8 • Total offense avg/gm: 545.0

Date	Opponent	Tackles				Sacks no-yds	Fumble		Pass Defense			blkd kick	PAT Attempts			off		
		ua	a	total	tfl-yds		ff	fr-yds	int-yds	qbh	brup		kick	rush	rcv	saf	t/o	pts
Sep 02	UT MARTIN	38	22	60	5.0-20	1.0-7	0	1-0	1-23	3	6	0	8-8	0	0	0	14	59
Sep 11	at Army	47	38	85	3.0-12	1.0-5	2	1-0	0-0	0	1	0	5-5	0	0	0	0	35
Sep 25	INDIANA	42	48	90	8.0-35	3.0-25	1	0-0	0-0	3	3	0	4-4	0	0	0	0	31
Oct 02	at Michigan St.	40	34	74	4.0-14	0.0-0	0	0-0	0-0	3	4	0	2-2	0	1	0	0	31
Oct 09	UTSA	45	22	67	1.0-2	0.0-0	1	1-0	1-5	3	5	0	4-4	0	0	0	7	46
Oct 16	at Old Dominion	36	54	90	8.0-42	5.0-38	1	1-12	2-29	0	4	0	4-5	0	0	0	10	43
WKU		248	218	466	29.0-125	10.0-75	5	4-12	4-57	12	23	0	27-28	0	1	0	31	245
		225	185	410	17.0-75	8.0-52	2	2-0	4-24	14	37	1	26-26	0	0	0	14	212

Date	Opponent	Punting							Field Goals			Kickoffs						
		no.	yds	avg	long	blkd	tb	fc	50+	i20	md-att	long	blkd	no.	yds	avg	tb	ob
Sep 02	UT MARTIN	1	44	44.0	44	0	0	0	0	1	1-1	30	0	10	512	51.2	2	0
Sep 11	at Army	1	26	26.0	26	1	0	0	0	0	0-0	0	0	3	170	56.7	2	0
Sep 25	INDIANA	3	155	51.7	61	0	0	1	2	2	1-1	34	0	6	363	60.5	2	1
Oct 02	at Michigan St.	2	109	54.5	61	0	0	1	1	0	3-3	37	0	7	379	54.1	3	1
Oct 09	UTSA	2	122	61.0	67	0	0	0	2	0	2-3	34	0	9	585	65.0	9	0
Oct 16	at Old Dominion	2	118	59.0	67	0	0	0	2	1	3-4	41	0	8	449	56.1	6	0
WKU		11	574	52.2	67	1	0	2	7	4	10-12	41	0	43	2458	57.2	24	2
		18	764	42.4	67	0	2	8	4	6	10-11	48	0	41	2302	56.1	17	3

The Automated ScoreBook
WKU Opponent Game-by-Game (as of Oct 14, 2021)
All games

OPPONENT STATISTICS

Date	Opponent	Rushing				Receiving				Passing				Kick Returns				Punt Returns				tot off		
		no.	yds	td	lg	no.	yds	td	lg	cmp	att	int	yds	td	lg	no.	yds	td	lg	no.	yds		td	lg
Sep 02	UT MARTIN	34	201	2	31	20	195	1	32	20	43	1	195	1	32	4	57	0	25	0	0	0	0	396
Sep 11	at Army	67	339	4	25	5	77	1	40	5	6	0	77	1	40	0	0	0	0	0	0	0	0	416
Sep 25	INDIANA	39	134	3	21	35	373	0	26	35	53	0	373	0	26	3	56	0	22	1	0	0	0	507
Oct 02	at Michigan St.	43	192	4	15	20	327	1	46	20	30	0	327	1	46	2	63	0	34	1	88	1	88	519
Oct 09	UTSA	37	192	0	16	29	372	7	44	29	39	1	372	7	44	0	0	0	0	2	37	0	38	564
Oct 16	at Old Dominion	37	119	2	24	26	327	0	39	26	41	2	327	0	39	1	5	0	5	1	1	0	1	446
Opponents		257	1177	15	31	135	1671	10	46	135	212	4	1671	10	46	10	181	0	34	5	126	1	88	2848
		146	584	4	21	208	2686	27	74	208	299	4	2686	27	74	15	333	0	45	6	101	0	64	3270

Games: 6 • Avg/rush: 4.6 • Avg/catch: 12.4 • Pass effic: 141.68 • KR avg: 18.1 • PR avg: 25.2 • All purpose avg/game: 529.8 • Total offense avg/gm: 474.7

Date	Opponent	Tackles				Sacks no-yds	Fumble		Pass Defense			blkd kick	PAT Attempts			off			
		ua	a	total	tfl-yds		ff	fr-yds	int-yds	qbh	brup		kick	rush	rcv	saf	t/o	pts	
Sep 02	UT MARTIN	33	25	58	3.0-15	0.0-0	0	0-0	1-0	1	0	0	3-3	0	0	0	0	0	21
Sep 11	at Army	25	22	47	4.0-16	3.0-15	0	0-0	1-24	3	6	1	5-5	0	0	0	0	0	38
Sep 25	INDIANA	31	30	61	3.0-13	1.0-9	0	0-0	0-0	1	7	0	3-3	0	0	0	0	0	33
Oct 02	at Michigan St.	50	34	84	4.0-22	3.0-21	1	1-0	0-0	3	6	0	6-6	0	0	0	0	7	48
Oct 09	UTSA	51	22	73	1.0-7	1.0-7	1	1-0	1-0	3	9	0	7-7	0	0	0	0	7	52
Oct 16	at Old Dominion	35	52	87	2.0-2	0.0-0	0	0-0	1-0	3	9	0	2-2	0	0	0	0	0	20
Opponents		225	185	410	17.0-75	8.0-52	2	2-0	4-24	14	37	1	26-26	0	0	0	0	14	212
		248	218	466	29.0-125	10.0-75	5	4-12	4-57	12	23	0	27-28	0	1	0	0	31	245

Date	Opponent	Punting							Field Goals			Kickoffs						
		no.	yds	avg	long	blkd	tb	fc	50+	i20	md-att	long	blkd	no.	yds	avg	tb	ob
Sep 02	UT MARTIN	6	278	46.3	67	0	0	4	3	1	0-1	0	0	4	209	52.2	0	0
Sep 11	at Army	0	0	0.0	0	0	0	0	0	0	1-1	31	0	7	292	41.7	0	1
Sep 25	INDIANA	2	90	45.0	48	0	1	1	0	1	4-4	48	0	7	437	62.4	3	1
Oct 02	at Michigan St.	3	118	39.3	43	0	1	1	0	1	2-2	21	0	9	520	57.8	8	1
Oct 09	UTSA	3	118	39.3	45	0	0	0	0	1	1-1	35	0	9	556	61.8	3	0
Oct 16	at Old Dominion	4	160	40.0	51	0	0	2	1	2	2-2	44	0	5	288	57.6	3	0
Opponents		18	764	42.4	67	0	2	8	4	6	10-11	48	0	41	2302	56.1	17	3
		11	574	52.2	67	1	0	2	7	4	10-12	41	0	43	2458	57.2	24	2

The Automated ScoreBook
 WKU Game Superlatives (as of Oct 14, 2021)
 All games

INDIVIDUAL GAME HIGHS

Rushes	10	Cofield, Adam vs UT Martin (Sep 02, 2021)
	10	Cofield, Adam vs Indiana (Sep 25, 2021)
	10	Cofield, Adam at Old Dominion (Oct 16, 2021)
Yards Rushing	67	Cofield, Adam at Old Dominion (Oct 16, 2021)
TD Rushes	1	Cofield, Adam at Army (Sep 11, 2021)
	1	Zappe, Bailey at Army (Sep 11, 2021)
	1	Cofield, Adam vs Indiana (Sep 25, 2021)
	1	Cofield, Adam vs UTSA (Oct 09, 2021)
Long Rush	21	Zappe, Bailey vs UT Martin (Sep 02, 2021)
Pass attempts	64	Zappe, Bailey at Michigan St. (Oct 02, 2021)
Pass completions	46	Zappe, Bailey at Michigan St. (Oct 02, 2021)
Yards Passing	523	Zappe, Bailey vs UTSA (Oct 09, 2021)
TD Passes	7	Zappe, Bailey vs UT Martin (Sep 02, 2021)
Long Pass	74	Zappe, Bailey at Old Dominion (Oct 16, 2021)
Receptions	17	Sterns, Jerreth at Michigan St. (Oct 02, 2021)
Yards Receiving	221	Sterns, Jerreth at Old Dominion (Oct 16, 2021)
TD Receptions	2	Sterns, Jerreth vs UT Martin (Sep 02, 2021)
	2	Simon, Joshua vs UT Martin (Sep 02, 2021)
	2	Sterns, Jerreth at Army (Sep 11, 2021)
	2	Beljan, Joey at Michigan St. (Oct 02, 2021)
	2	Sterns, Jerreth vs UTSA (Oct 09, 2021)
	2	Thomas, Dakota at Old Dominion (Oct 16, 2021)
Long Reception	74	Sterns, Jerreth at Old Dominion (Oct 16, 2021)
Field Goals	3	Narveson, Brayden at Michigan St. (Oct 02, 2021)
	3	Narveson, Brayden at Old Dominion (Oct 16, 2021)
Long Field Goal	41	Narveson, Brayden at Old Dominion (Oct 16, 2021)
Punts	3	Haggerty III, John vs Indiana (Sep 25, 2021)
Punting Avg	61.0	Haggerty III, John vs UTSA (Oct 09, 2021)
Long Punt	67	Haggerty III, John vs UTSA (Oct 09, 2021)
	67	Haggerty III, John at Old Dominion (Oct 16, 2021)
Punts inside 20	2	Haggerty III, John vs Indiana (Sep 25, 2021)
Long Punt Return	64	Wilson, DeAngelo at Old Dominion (Oct 16, 2021)
Long Kickoff Return	45	Bishop, Beanie vs UT Martin (Sep 02, 2021)
Tackles	15	Brathwaite, A.J. vs Indiana (Sep 25, 2021)
Sacks	2.0	Ignont, Will at Old Dominion (Oct 16, 2021)
Tackles For Loss	2.5	Malone, DeAngelo at Old Dominion (Oct 16, 2021)
Interceptions	1	Edwards, Miguel vs UT Martin (Sep 02, 2021)
	1	Brathwaite, A.J. vs UTSA (Oct 09, 2021)
	1	Ignont, Will at Old Dominion (Oct 16, 2021)
	1	Kincade, Antwon at Old Dominion (Oct 16, 2021)

The Automated ScoreBook
 WKU Game Superlatives (as of Oct 14, 2021)
 All games

TEAM GAME HIGHS

Rushes	29	vs UTSA (Oct 09, 2021)
Yards Rushing	147	vs UTSA (Oct 09, 2021)
Yards Per Rush	5.1	vs UTSA (Oct 09, 2021)
TD Rushes	2	at Army (Sep 11, 2021)
Pass attempts	65	at Michigan St. (Oct 02, 2021)
Pass completions	46	at Michigan St. (Oct 02, 2021)
Yards Passing	523	vs UTSA (Oct 09, 2021)
Yards Per Pass	13.3	vs UT Martin (Sep 02, 2021)
TD Passes	8	vs UT Martin (Sep 02, 2021)
Total Plays	91	at Michigan St. (Oct 02, 2021)
Total Offense	670	vs UTSA (Oct 09, 2021)
Yards Per Play	9.6	vs UT Martin (Sep 02, 2021)
Points	59	vs UT Martin (Sep 02, 2021)
Sacks By	5	at Old Dominion (Oct 16, 2021)
First Downs	35	vs UTSA (Oct 09, 2021)
Penalties	9	vs Indiana (Sep 25, 2021)
Penalty Yards	77	vs UTSA (Oct 09, 2021)
Turnovers	2	vs UTSA (Oct 09, 2021)
Interceptions By	2	at Old Dominion (Oct 16, 2021)
Punts	3	vs Indiana (Sep 25, 2021)
Punting Avg	61.0	vs UTSA (Oct 09, 2021)
Long Punt	67	vs UTSA (Oct 09, 2021)
	67	at Old Dominion (Oct 16, 2021)
Punts inside 20	2	vs Indiana (Sep 25, 2021)
Long Punt Return	64	at Old Dominion (Oct 16, 2021)

The Automated ScoreBook
 WKU Game Superlatives (as of Oct 14, 2021)
 All games

OPPONENT INDIVIDUAL GAME HIGHS

Rushes	25	Carr, Stephen, vs Indiana (Sep 25, 2021)
Yards Rushing	126	Walker III,Kenn, at Michigan St. (Oct 02, 2021)
TD Rushes	3	Walker III,Kenn, at Michigan St. (Oct 02, 2021)
Long Rush	31	LOGAN, Peyton, vs UT Martin (Sep 02, 2021)
Pass attempts	53	Penix, Michael, vs Indiana (Sep 25, 2021)
Pass completions	35	Penix, Michael, vs Indiana (Sep 25, 2021)
Yards Passing	373	Penix, Michael, vs Indiana (Sep 25, 2021)
TD Passes	6	HARRIS, Frank, vs UTSA (Oct 09, 2021)
Long Pass	46	Thorne,Payton, at Michigan St. (Oct 02, 2021)
Receptions	13	Jennings,Ali, at Old Dominion (Oct 16, 2021)
Yards Receiving	172	Jennings,Ali, at Old Dominion (Oct 16, 2021)
TD Receptions	3	CLARK, D., vs UTSA (Oct 09, 2021)
Long Reception	46	Reed,Jayden, at Michigan St. (Oct 02, 2021)
Field Goals	4	Campbell, C., vs Indiana (Sep 25, 2021)
Long Field Goal	48	Campbell, C., vs Indiana (Sep 25, 2021)
Punts	6	LARCO, Tyler, vs UT Martin (Sep 02, 2021)
Punting Avg	46.3	LARCO, Tyler, vs UT Martin (Sep 02, 2021)
Long Punt	67	LARCO, Tyler, vs UT Martin (Sep 02, 2021)
Punts inside 20	2	Duane,Ethan, at Old Dominion (Oct 16, 2021)
Long Punt Return	88	Reed,Jayden, at Michigan St. (Oct 02, 2021)
Long Kickoff Return	34	Reed,Jayden, at Michigan St. (Oct 02, 2021)
Tackles	16	Grose,Angelo, at Michigan St. (Oct 02, 2021)
Sacks	2.0	Panasiuk,Jacob, at Michigan St. (Oct 02, 2021)
Tackles For Loss	2.0	Panasiuk,Jacob, at Michigan St. (Oct 02, 2021)
Interceptions	1	WOODS, Jay, vs UT Martin (Sep 02, 2021)
	1	BROUGHTON, M., at Army (Sep 11, 2021)
	1	HICKS, Clarence, vs UTSA (Oct 09, 2021)
	1	Johnson,R'Tarri, at Old Dominion (Oct 16, 2021)

The Automated ScoreBook
 WKU Game Superlatives (as of Oct 14, 2021)
 All games

OPPONENT TEAM GAME HIGHS

Rushes	67	at Army (Sep 11, 2021)
Yards Rushing	339	at Army (Sep 11, 2021)
Yards Per Rush	5.9	vs UT Martin (Sep 02, 2021)
TD Rushes	4	at Army (Sep 11, 2021)
	4	at Michigan St. (Oct 02, 2021)
Pass attempts	53	vs Indiana (Sep 25, 2021)
Pass completions	35	vs Indiana (Sep 25, 2021)
Yards Passing	373	vs Indiana (Sep 25, 2021)
Yards Per Pass	12.8	at Army (Sep 11, 2021)
TD Passes	7	vs UTSA (Oct 09, 2021)
Total Plays	92	vs Indiana (Sep 25, 2021)
Total Offense	564	vs UTSA (Oct 09, 2021)
Yards Per Play	7.4	vs UTSA (Oct 09, 2021)
Points	52	vs UTSA (Oct 09, 2021)
Sacks By	3	at Army (Sep 11, 2021)
	3	at Michigan St. (Oct 02, 2021)
First Downs	35	vs Indiana (Sep 25, 2021)
Penalties	13	at Old Dominion (Oct 16, 2021)
Penalty Yards	127	at Old Dominion (Oct 16, 2021)
Turnovers	3	at Old Dominion (Oct 16, 2021)
Interceptions By	1	vs UT Martin (Sep 02, 2021)
	1	at Army (Sep 11, 2021)
	1	vs UTSA (Oct 09, 2021)
	1	at Old Dominion (Oct 16, 2021)
Punts	6	vs UT Martin (Sep 02, 2021)
Punting Avg	46.3	vs UT Martin (Sep 02, 2021)
Long Punt	67	vs UT Martin (Sep 02, 2021)
Punts inside 20	2	at Old Dominion (Oct 16, 2021)
Long Punt Return	88	at Michigan St. (Oct 02, 2021)

The Automated ScoreBook
 WKU Red-Zone Results (as of Oct 14, 2021)
 All games

WKU Inside Opponent Red-Zone

Date	Opponent	Score	Times In RZ	Times Scored	Total Pts	Rush TDs	Pass TDs	FGs Made	Failed to score inside RZ							
									FGA	Down	Int	Fumb	Half	Game		
Sep 02, 2021	UT MARTIN	W 59-21	5	5	31	4	0	4	1	0	0	0	0	0	0	0
Sep 11, 2021	at Army	L 35-38	3	3	21	3	2	1	0	0	0	0	0	0	0	0
Sep 25, 2021	INDIANA	L 31-33	5	5	31	4	1	3	1	0	0	0	0	0	0	0
Oct 02, 2021	at Michigan St.	L 31-48	6	5	23	2	0	2	3	0	1	0	0	0	0	0
Oct 09, 2021	UTSA	L 46-52	6	5	26	3	1	2	2	0	0	1	0	0	0	0
Oct 16, 2021	at Old Dominion	W 43-20	7	5	27	3	0	3	2	0	0	1	0	1	0	0
Totals			32	28	159	19	4	15	9	0	1	2	0	1	0	0
			28 of 32 (87.5%)													

Opponents Inside WKU Red-Zone

Date	Opponent	Score	Times In RZ	Times Scored	Total Pts	Rush TDs	Pass TDs	FGs Made	Failed to score inside RZ							
									FGA	Down	Int	Fumb	Half	Game		
Sep 02, 2021	UT MARTIN	W 59-21	3	2	14	2	2	0	0	1	0	0	0	0	0	0
Sep 11, 2021	at Army	L 35-38	5	4	24	3	3	0	1	0	0	0	1	0	0	0
Sep 25, 2021	INDIANA	L 31-33	6	6	30	3	3	0	3	0	0	0	0	0	0	0
Oct 02, 2021	at Michigan St.	L 31-48	6	6	34	4	4	0	2	0	0	0	0	0	0	0
Oct 09, 2021	UTSA	L 46-52	5	5	31	4	0	4	1	0	0	0	0	0	0	0
Oct 16, 2021	at Old Dominion	W 43-20	3	3	13	1	1	0	2	0	0	0	0	0	0	0
Totals			28	26	146	17	13	4	9	1	0	0	1	0	0	0
			26 of 28 (92.9%)													

The Automated ScoreBook
WKU By-Quarter Statistics (as of Oct 14, 2021)
All games

3rd-Down Conversions

Date	Opponent	Score	Overall	1st Qtr	2nd Qtr	3rd Qtr	4th Qtr	Overtime
Sep 02, 2021	UT MARTIN	W 59-21	4-6 66.7	0-1 0.0	3-3 100.0	1-2 50.0	0-0 0.0	
Sep 11, 2021	at Army	L 35-38	7-10 70.0	0-1 0.0	2-3 66.7	2-3 66.7	3-3 100.0	
Sep 25, 2021	INDIANA	L 31-33	4-10 40.0	1-2 50.0	1-2 50.0	1-3 33.3	1-3 33.3	
Oct 02, 2021	at Michigan St.	L 31-48	7-17 41.2	1-4 25.0	2-5 40.0	1-3 33.3	3-5 60.0	
Oct 09, 2021	UTSA	L 46-52	9-16 56.2	4-5 80.0	2-3 66.7	1-4 25.0	2-4 50.0	
Oct 16, 2021	at Old Dominion	W 43-20	3-14 21.4	0-2 0.0	2-5 40.0	0-2 0.0	1-5 20.0	
	WKU		34-73 46.6	6-15 40.0	12-21 57.1	6-17 35.3	10-20 50.0	0-0 0.0
	Opponents		45-88 51.1	11-20 55.0	13-23 56.5	7-19 36.8	14-26 53.8	0-0 0.0

4th-Down Conversions

Date	Opponent	Score	Overall	1st Qtr	2nd Qtr	3rd Qtr	4th Qtr	Overtime
Sep 02, 2021	UT MARTIN	W 59-21	0-0 0.0	0-0 0.0	0-0 0.0	0-0 0.0	0-0 0.0	
Sep 11, 2021	at Army	L 35-38	0-2 0.0	0-1 0.0	0-0 0.0	0-1 0.0	0-0 0.0	
Sep 25, 2021	INDIANA	L 31-33	1-2 50.0	0-0 0.0	0-1 0.0	0-0 0.0	1-1 100.0	
Oct 02, 2021	at Michigan St.	L 31-48	2-4 50.0	0-0 0.0	0-0 0.0	1-2 50.0	1-2 50.0	
Oct 09, 2021	UTSA	L 46-52	0-1 0.0	0-0 0.0	0-0 0.0	0-1 0.0	0-0 0.0	
Oct 16, 2021	at Old Dominion	W 43-20	3-4 75.0	1-1 100.0	1-2 50.0	0-0 0.0	1-1 100.0	
	WKU		6-13 46.2	1-2 50.0	1-3 33.3	1-4 25.0	3-4 75.0	0-0 0.0
	Opponents		8-12 66.7	2-2 100.0	3-4 75.0	2-2 100.0	1-4 25.0	0-0 0.0

Time of Possession

Date	Opponent	Score	Overall	1st Qtr	2nd Qtr	3rd Qtr	4th Qtr	Overtime
Sep 02, 2021	UT MARTIN	W 59-21	26:30	5:27	7:52	9:21	3:50	
Sep 11, 2021	at Army	L 35-38	20:22	6:59	3:53	4:11	5:19	
Sep 25, 2021	INDIANA	L 31-33	21:26	5:25	4:32	6:25	5:04	
Oct 02, 2021	at Michigan St.	L 31-48	29:35	8:29	7:23	6:25	7:18	
Oct 09, 2021	UTSA	L 46-52	30:04	8:16	7:44	7:12	6:52	
Oct 16, 2021	at Old Dominion	W 43-20	30:39	8:35	6:28	5:26	10:10	
	WKU	Total	158:36	43:11	37:52	39:00	38:33	0:00
		Avg.	26:26	7:11	6:18	6:30	6:25	0:00
	Opponents	Total	201:24	46:49	52:08	51:00	51:27	0:00
		Avg.	33:34	7:48	8:41	8:30	8:34	0:00

The Automated ScoreBook
 WKU Games Played (as of Oct 14, 2021)
 All games

##	PLAYER	GP-GS	UTM	ARMY	IND	MSU	UTSA	ODU
23	ABDURRAHMAN, K.	2/-	XXX	XXX
2A	ALEXANDER, O.	6/4	START	XXX	XXX	START	START	START
3A	ALLEN, M.	2/-	XXX	XXX
63	ARONOKHALE, T.	2/-	XXX	XXX
10	BAKER, C.	1/-	XXX
54	BALDECK, M.	3/-	XXX	XXX	XXX
89	BELJAN, J.	6/2	XXX	START	XXX	XXX	XXX	START
2B	BISHOP, B.	5/5	START	START	START	START	START	...
59	BOWMAN, J.	6/-	XXX	XXX	XXX	XXX	XXX	XXX
9D	BRADSHAW, D.	2/-	XXX	XXX
98	BRAGG, M.	6/-	XXX	XXX	XXX	XXX	XXX	XXX
2D	BRATHWAITE, A.	5/5	START	START	START	...	START	START
75	BRITTON, G.	6/-	XXX	XXX	XXX	XXX	XXX	XXX
77	BROOKS, M.	6/6	START	START	START	START	START	START
2	BURT JR, C.	6/-	XXX	XXX	XXX	XXX	XXX	XXX
28	CAIN, D.	6/5	START	START	START	START	START	XXX
7	COFIELD, A.	6/-	XXX	XXX	XXX	XXX	XXX	XXX
4D	COOPER, N.	6/-	XXX	XXX	XXX	XXX	XXX	XXX
11	CORLEY, M.	6/3	START	XXX	START	START	XXX	XXX
0D	DARVIN, J.	6/6	START	START	START	START	START	START
18	DAVIS, D.	6/6	START	START	START	START	START	START
5D	DAYS, N.	2/-	XXX	XXX
73	DORSEY, W.	2/-	XXX	XXX
1E	EDWARDS, M.	6/2	XXX	XXX	START	XXX	XXX	START
90	EVANS, J.	6/-	XXX	XXX	XXX	XXX	XXX	XXX
8D	FLINT, M.	5/-	XXX	XXX	XXX	...	XXX	XXX
76	GOODE, M.	3/-	XXX	...	XXX	XXX
45	GRIFFIN, N.	2/-	XXX	XXX
47	HAGGERTY, J.	6/-	XXX	XXX	XXX	XXX	XXX	XXX
1K	HAILASSIE, K.	6/6	START	START	START	START	START	START
87	HELMS, R.	1/-	XXX
1H	HUNTER, J.	5/2	...	START	XXX	XXX	XXX	START
21	IGNONT, W.	6/6	START	START	START	START	START	START
68	JACKSON, C.	2/-	XXX	XXX
25	JONES, C.J.	4/-	XXX	XXX	...	XXX	XXX	...
34	JONES, J.	6/6	START	START	START	START	START	START
1D	KINCADE, A.	6/6	START	START	START	START	START	START
78	LESLIE, Q.	5/5	START	START	START	START	START	...
1M	MALONE, D.	6/6	START	START	START	START	START	START
48	MARRIA, C.	5/-	...	XXX	XXX	XXX	XXX	XXX
99	MARTIN, B.	6/-	XXX	XXX	XXX	XXX	XXX	XXX
3	MOSES, J.	3/-	XXX	XXX	...	XXX
46	MUNSON, C.	6/-	XXX	XXX	XXX	XXX	XXX	XXX
2M	MYERS, C.	3/-	XXX	...	XXX	...	XXX	...
0	Myers,Cardavion	1/-	XXX
44	NARVESON, B.	6/-	XXX	XXX	XXX	XXX	XXX	XXX
4N	NDUKWE, D.	2/-	XXX	XXX

The Automated ScoreBook
 WKU Games Played (as of Oct 14, 2021)
 All games

##	PLAYER	GP-GS	UTM	ARMY	IND	MSU	UTSA	ODU
2K	OLIVER, K.	6/1	XXX	XXX	XXX	START	XXX	XXX
43	PITTS, M.	6/-	XXX	XXX	XXX	XXX	XXX	XXX
65	RANDOLPH, J.	3/-	XXX	XXX	XXX
22	RATZLAFF, B.	5/-	XXX	XXX	...	XXX	XXX	XXX
33	ROBICHAUX, K.	6/-	XXX	XXX	XXX	XXX	XXX	XXX
7D	SHAW, T.	4/-	XXX	XXX	XXX	XXX
97	SHIPP, D.	6/6	START	START	START	START	START	START
6	SIMON, J.	1/1	START
1S	SIMPKINS, K.	5/-	XXX	XXX	XXX	...	XXX	XXX
17	SMITH, D.	3/2	XXX	START	START	...
70	SPENCER, C.	5/5	START	START	START	START	START	...
6D	SPRINGER, T.	5/-	XXX	XXX	XXX	XXX	XXX	...
53	STAATS, R.	6/6	START	START	START	START	START	START
2S	STAPLES, M.	6/-	XXX	XXX	XXX	XXX	XXX	XXX
8	STERNS, JERR	6/6	START	START	START	START	START	START
9	STERNS, JOSH	6/-	XXX	XXX	XXX	XXX	XXX	XXX
3D	TERRELL, L.	5/-	XXX	...	XXX	XXX	XXX	XXX
15	THOMAS, D.	4/-	...	XXX	XXX	...	XXX	XXX
92	THOMPSON, T.	2/-	XXX	XXX
5	TINSLEY, M.	6/6	START	START	START	START	START	START
19	WADE, D.	3/-	XXX	XXX	XXX
5W	WASHINGTON, B.	1/-	XXX
20	WHITTINGTON, N.	5/4	...	START	START	XXX	START	START
1W	WILLIAMS, D.	5/-	XXX	XXX	XXX	XXX	...	XXX
56	WILSON, B.	5/5	START	START	START	START	START	...
27	WILSON, D.	2/-	XXX	XXX
4	ZAPPE, B.	6/6	START	START	START	START	START	START
12	ZAUBI, D.	2/-	XXX	...	XXX