



# LIBERTY FLAMES

## 2020 FOOTBALL GAME NOTES

@LibertyFootball  
@LibertyFootball

Todd Wetmore, Associate AD for Athletics Communications • Cell: (434) 841-8974 • Email: twetmore@liberty.edu

### GAME 2: FIU AT LIBERTY

SEPT. 26, 2020 / 1 P.M. / WILLIAMS STADIUM / LYNCHBURG, VA.



VS.



**2020 Record:** ..... 1-0  
**Head Coach:** ..... Hugh Freeze  
**Record at Liberty:** ..... 9-5 (2nd Year)  
**Overall Record:** ..... 51-37 (10th Year)

**2020 Record:** ..... 0-0, 0-0 C-USA  
**Head Coach:** ..... Butch Davis  
**Record at FIU:** ..... 23-16 (4th Year)  
**Overall Record:** ..... 86-59 (14th Year)

### THE MATCHUP (FIU - 2019 STATS)

30.0	PPG	26.5
27	1st DOWNS	259
354.0 YPG	RUSH	165.2 YPG
133.0 YPG	PASS	211.8 YPG
487.0 YPG	OFFENSE	377.1 YPG
0	INT	6
4	TDs	40
1	FGs	21
34:59	TOP	28:58
291.0 YPG	DEFENSE	391.0 YPG
0	INT	12
1	SACKS	21

### STORYLINES

1) Liberty (1-0) will face its second straight Conference USA opponent (FIU - 0-0, 0-0 C-USA) during its 2020 home opener at Williams Stadium, Saturday.

2) After a season-opening 30-24 win at Western Kentucky, the Flames will look for their first 2-0 start since 2017. Liberty has won five straight home games and three consecutive contests overall, dating back to last season. The Flames are 15-2 in their last 17 home openers.

3) Liberty and FIU will square off for the first time. Both teams played in bowl games in 2019, with the Flames winning the Cure Bowl and the Panthers losing the Camellia Bowl.

4) Liberty QB Malik Willis will seek an encore to an outstanding Flames debut. The Auburn transfer rushed for a Liberty quarterback-record 168 yards and three scores (most by a Liberty QB since 1979) at WKU, to go along with 133 yards on 13-of-21 passing.

5) RB Joshua Mack added 100 rushing yards of his own last week, moving to within 79 yards of 3,000 for his collegiate career. As a team, Liberty posted its most rushing yards (354) since 2012 and its most carries (58) since 2004.

6) The Liberty defense limited WKU to 291 yards of offense, marking the second straight game the Flames have held an opponent below the 300-yard mark. Georgia Southern managed only 249 yards during the Cure Bowl.



<b>PASSING</b>	<b>RECEIVING</b>	<b>RUSHING</b>	<b>DEFENSE</b>
13-21, 133 YDS.	2 CATCHES	23 CARRIES	5 TACKLES
168 RUSH YDS.	21 YARDS	100 YARDS	
3 RUSH TD	0 TD	0 TD	
MALIK WILLIS	DJ STUBBS	JOSHUA MACK	JAYON SCRUGGS

### 2020 SCHEDULE

at Western Kentucky  
Sept. 19 | Noon  
Houchens-Smith Stadium

**W**  
30-24

**FIU**  
Sept. 26 | 1 p.m.  
Williams Stadium

**NORTH ALABAMA**  
Oct. 3 | 1 p.m.  
Williams Stadium

**LOUISIANA-MONROE**  
Oct. 10 | 1 p.m.  
Williams Stadium

at Syracuse  
Oct. 17 | TBA  
Carrier Dome

**SOUTHERN MISS**  
Oct. 24 | 1 p.m.  
Williams Stadium

at Virginia Tech  
Nov. 7 | TBA  
Lane Stadium

**WESTERN CAROLINA**  
Nov. 14 | 1 p.m.  
Williams Stadium

at NC State  
Nov. 21 | TBA  
Carter-Finley Stadium

at Coastal Carolina  
Dec. 5 | TBA  
Brooks Stadium

■ - Home    □ - Away    All Times Listed Are Eastern

### HOW TO FOLLOW THE FLAMES THIS WEEK

TV



RADIO



#RISEWITHUS



#TOUGHERTOGETHER

<b>20</b>	<b>21</b>	<b>22</b>	<b>23</b>	<b>24</b>	<b>25</b>	<b>26</b>
<b>SUNDAY</b> Walk Thru Practice 3:00-4:00 p.m. No Media Interviews	<b>MONDAY</b> No Practice (Players' Day Off)  Coach Freeze Press Conference 10:30 a.m.  Assistant Coach Media Availability 11:00 a.m.	<b>TUESDAY</b> Practice 9:00-10:55 a.m.  Post Practice Interviews with Select Offensive Players 11:00 a.m.	<b>WEDNESDAY</b> Practice 9:00-10:50 a.m.  Post Practice Interviews with Select Defensive Players 11:00 a.m.	<b>THURSDAY</b> Practice 10:00-11:30 a.m.  Post Practice Interviews with Coach Freeze 11:30 a.m.	<b>FRIDAY</b> Walk Thru Practice 4:15-5:00 p.m. No Media Interviews	<b>SATURDAY</b> Gameday FIU at Liberty Williams Stadium 1 p.m. Eastern  Post Game Coach Freeze is available following the game. Players will follow after Coach Freeze.


**LIBERTY UNIVERSITY INFORMATION**

School . . . . .	Liberty University
Location . . . . .	Lynchburg, Va.
Founded . . . . .	1971
Enrollment . . . . .	15,000
Acting President . . . . .	Dr. Jerry Prevo
Director of Athletics . . . . .	Ian McCaw
Founder . . . . .	Dr. Jerry Falwell
Affiliation . . . . .	NCAA Division I Football Bowl Subdivision
Nickname . . . . .	Flames
Mascot . . . . .	Sparky
Colors . . . . .	Red, White, & Blue
Conference . . . . .	Independent
Athletics Website . . . . .	LibertyFlames.com
Official Athletics Twitter . . . . .	@LibertyFlames
Official Athletics Facebook . . . . .	LibertyFlamesAthletics
Official Athletics Instagram . . . . .	@LibertyFlames
Official Football Twitter . . . . .	@LibertyFootball
Official Football Instagram . . . . .	@LibertyFootball

**LIBERTY FOOTBALL COACHING STAFF**

Hugh Freeze . . . . .	Head Coach
Kent Austin . . . . .	Co-Offensive Coordinator/QB
Maurice Harris . . . . .	Co-Offensive Coordinator/WR
Ben Aigamaua . . . . .	Assistant Coach/TE
Bruce Johnson . . . . .	Assistant Coach/RB
Sam Gregg . . . . .	Assistant Coach/OL
Scott Symons . . . . .	Defensive Coordinator/LB
Josh Aldridge . . . . .	Assistant Coach/DL
Rickey Hunley . . . . .	Assistant Coach/CB
Corey Batoon . . . . .	Assistant Coach/S
Tanner Burns . . . . .	Special Teams Coordinator
Dominic Studzinski . . . . .	Strength and Conditioning Coach
Darry Marshall . . . . .	Assistant AD/Chief of Staff
SJ Tuohy . . . . .	Assistant AD/Director of Football Ops
Kyle DeArmon . . . . .	Offensive Quality Control
RJ Fleming . . . . .	Offensive Quality Control
Jordan Cantrell . . . . .	Defensive Quality Control
Eric Ponio . . . . .	Defensive Quality Control

**GAME INFORMATION - 1 P.M. EASTERN KICKOFF**

	<b>WATCH</b>		<b>LISTEN</b>
	Matt Warner (Play-by-Play) Joe Jauch (Color Analyst) Emily Austen (Sidelines) Matt Byrd (Producer)		Alan York (Play-by-Play) Paul Rutigliano (Color Analyst) Nick Pierce (Sidelines)

**MEDIA INFORMATION**

The Liberty Athletics Department is served by an athletics communications office staff that works diligently to promote the individual and team accomplishments of student-athletes, coaches, and staff. The office members handle all sport and department communications and media relations needs and work to serve the working media.

**Credentials**

Due to space limitations in the Williams Stadium East Tower press box because of social distancing requirements, credential requests will be handled on a game-by-game basis during the 2020 season. Priority seating in the press box will be given to the primary media that covers Liberty Athletics on a regular basis. All approved media credentials will be left at the Media Will Call window at the East Tower Ticket Booth.

**Work-Related Equipment Bags**

Members of the media will be allowed to bring work-related equipment bags (laptop computers, radio/TV broadcast equipment, still and video cameras, etc.) through the Media entrance near the East Ticket Booth. Work-related equipment bags will be searched by Williams Stadium security.

**Postgame Interviews**

All postgame interviews will be conducted by Microsoft Teams virtual calls during the 2020 season. No media will have access to the sidelines or the Liberty Football Center this season. Todd Wetmore, Liberty Associate AD for Communications, will ask for requests during the fourth quarter of the contest and the link to the virtual postgame press conference will be provided on game day.

**Parking**

Liberty University has designated the Yellow Lot on University Blvd. (Speakman Lot near the Liberty University Bookstore) as reserved media parking for home football contests. Please contact the Liberty Athletics Communications Office to obtain a parking pass and information on how to access the lot on game day.

**Photographers**

Due to the COVID-19 pandemic and new sideline restrictions determined by the NCAA, no external media groups will have access to the Williams Stadium sidelines during the 2020 season. The sidelines at Williams Stadium will be reserved for the two teams and game officials, who are following proper COVID-19 testing policies, as well as Liberty University staff members that meet COVID-19 testing or screening protocols. Liberty Athletics will station multiple photographers and video team members on the sidelines who will capture photos and video throughout each home game. Liberty Athletics will provide links to download both photo and video content prior to each game. Any external media outlet that has a specific photo/video request should direct your requests to Todd Wetmore, Liberty Associate AD for Communications, on game day.

**CollegePressbox.com**

CollegePressBox.com is the official media website for Division I football. Access and download weekly game notes, quotes, statistics, media guides, headshots, logos, and more for each conference and its member schools. Register for access at CollegePressBox.com/register.

**FBS INDEPENDENTS**

	W	L	Pct.
Army	2	0	1.000
BYU	1	0	1.000
<b>Liberty</b>	<b>1</b>	<b>0</b>	<b>1.000</b>
New Mexico State *	0	0	.000
UConn *	0	0	.000
UMass *	0	0	.000

\* - Not playing during fall 2020

**Saturday, Sept. 5**

Army 42, Middle Tennessee State 0

**Monday, Sept. 7**

BYU 55, Navy 3

**Saturday, Sept. 12**

Army 37, Louisiana-Monroe 7

**Saturday, Sept. 19**

Liberty 30, Western Kentucky 24

**Saturday, Sept. 26**

**FIU at Liberty** 1 p.m.  
Army at Cincinnati 3:30 p.m.  
Troy at BYU 10:15 pm

**Friday, Oct. 2**

Louisiana Tech at BYU 9 p.m.

**Saturday, Oct. 3**

**North Alabama at Liberty** 1 p.m.  
Abilene Christian at Army 1:30 p.m.

**Saturday, Oct. 10**

**Louisiana-Monroe at Liberty** 1 p.m.  
Citadel at Army 1:30 p.m.  
UTSA at BYU TBA

**Friday, Oct. 16**

BYU at Houston 9:30 p.m.

**Saturday, Oct. 17**

**Liberty at Syracuse** TBA  
Army at UTSA 1:30 p.m.

**Saturday, Oct. 24**

**Southern Miss at Liberty** 1 p.m.  
Mercer at Army 1:30 p.m.  
Texas State at BYU TBA

**Saturday, Oct. 31**

Western Kentucky at BYU TBA

**Saturday, Nov. 7**

**Liberty at Virginia Tech** TBA  
Air Force at Army 11:30 am

**Saturday, Nov. 14**

**Western Carolina at Liberty** 1 p.m.  
Army at Tulane TBA

**Saturday, Nov. 21**

**Liberty at NC State** TBA  
Georgia Southern at Army 1:30 p.m.  
North Alabama at BYU TBA

**Saturday, Dec. 5**

**Liberty at Coastal Carolina** TBA

**"4 DOWNS" WITH THE PANTHERS**

**1** Liberty's first home game of the season at Williams Stadium will mark FIU's 2020 season opener. Three of the Flames' five home games this year will pit Liberty against foes playing their first contest of 2020 (also Oct. 3 vs. North Alabama and Nov. 14 vs. Western Carolina). This is the first time since 1974 that Liberty's home opener has taken place on Sept. 26 or later.

**2** The Flames are opening the 2020 season versus a pair of Conference USA foes (WKU and FIU). This is the first time since 2014 Liberty will have played consecutive non-conference games against the same league. That year, the Flames met CAA foes James Madison and Villanova in their first two FCS Playoff games. The Flames could face a former Maryland QB for the second straight week in Max Bortenschlager. Tyrrell Pigrome started for WKU.

**3** Liberty is opening a stretch of three straight home games, all of which will be played against first-time foes. This is the Flames' third three-game homestand since the start of the 2010 season (also 2013, 2019). FIU has made a bowl game in each of the last three years, including a 34-26 loss to Arkansas State in last year's Camellia Bowl.

**4** FIU will be the first Sunshine State squad to visit Williams Stadium in four years. The last time Liberty hosted a Florida team (Jacksonville on Sept. 10, 2016), it was also the Flames' home opener and second game overall. Like FIU, Jacksonville was a first-time Liberty opponent making its season debut. The Flames triumphed 55-7.

**LAST MEETING WITH AN OPPONENT FROM FLORIDA**

SEPT. 10, 2016  
LIBERTY 55, JACKSONVILLE 7  
LYNCHBURG, VA. (WILLIAMS STADIUM)

- Liberty scored the first 41 points of the game, piling up 569 yards of offense during its home opener.
- The Flames featured a pair of 100-yard rushers in Todd Macon (16 carries, 128 yards, 1 TD) and Frankie Hickson (14 carries, 116 yards, 2 TDs).
- Flames QB Stephon Masha threw for 181 yards and three scores on 13-of-19 passing.
- Liberty's Solomon McGinty had a hand in three of JU's four turnovers, forcing two fumbles and coming up with one of the Flames' two interceptions.

**ON THIS DATE:** Liberty is 2-5 all-time when playing on Sept. 26.

SEPT.	Season	Site	LU Coach	W/L/T	Score	Opponent	Opp. Coach
<b>26</b>	1975	Away	John Cartwright	W	28-15	Virginia Tech (JV)	Unknown
	1981	Home	Tom Dowling	L	14-36	James Madison	Challace McMillin
	1987	Home	Morgan Hout	L	14-17	Eastern Illinois	Bob Spoo
	1992	Away	Sam Rutigliano	L	32-35	N.C. A&T	Bill Hayes
	1998	Home	Sam Rutigliano	W	21-7	Glennville State	Warren Ruggiero
	2009	Home	Danny Rocco	L	10-24	James Madison	Mickey Matthews
	2015	Away	Turner Gill	L	13-34	Southern Illinois	Dale Lennon

**A LIBERTY WIN WOULD ...**

- Give the Flames their first 2-0 start to a season since 2017.
- Mark the Flames' 16th victory in their last 18 home openers, including their second time topping a Conference USA foe in the last three home openers (also Old Dominion in 2018).
- Represent the Flames' fourth consecutive win, dating back to last season.
- Extend the Flames' home winning streak at Williams Stadium to six games.
- Wrap up the Flames' first unbeaten September since 2008.
- Boost the Flames' all-time record against Conference USA opponents to 3-1, including 2-0 this season.
- Make the Flames either the first or second team to defeat two Conference USA opponents in 2020, depending on the result of Thursday's South Alabama-UAB clash.



**2020 UNIFORM TRACKER**

The Liberty football program is outfitted by Nike and has 27 different helmet/jersey/pants combinations to choose from during the 2020 season.

Opponent	Helmet	Jersey	Pants
Western Kentucky	White	White	White
FIU			
North Alabama			
Louisiana-Monroe			
Syracuse			
Southern Miss			
Virginia Tech			
Western Carolina			
NC State			
Coastal Carolina			



**MILESTONE WATCH**

**79:** RB Joshua Mack is 79 rushing yards away from 3,000 for his career, including his time at both Maine and Liberty. Mack has rushed for 79 yards or more in six of his last 10 games, dating back to last season.

**100:** If a Liberty player tallies 100 receiving yards, he would become the first Flame not named Antonio Gandy-Golden to post a 100-yard receiving game since DJ Stubbs caught eight passes for 108 yards versus Idaho State on Oct. 20, 2018.

**300:** Stephen Calvert graduated with a Liberty-record 18 300-yard passing games to his credit. No current Flames QBs have recorded a 300-yard game at Liberty. However, Chris Ferguson threw for 300 yards four times during his time at Maine. The last Flame not named Calvert to throw for 300 yards was Josh Woodrum, Oct. 17, 2015 at Monmouth.

**LIBERTY FOOTBALL BY THE NUMBERS**

**3:** The 2020 season is Liberty's third as an FBS member, following 30 seasons of competition at the FCS (1-AA) level.

**3:** The 2019 Flames won the Cure Bowl title, becoming the third team (also Appalachian State and Georgia Southern) to win a bowl game during their first year of eligibility.

**6:** The 2018 Flames went 6-6, becoming the ninth team in NCAA history to win six or more games during its first season of FBS competition.

**8:** Eight Flames have been selected in the NFL Draft. Most recently, Antonio Gandy-Golden was taken by Washington in the fourth round of the 2020 Draft.

**8:** Liberty won eight Big South Conference titles (2007, 2008, 2009, 2010, 2012, 2013, 2014, 2016).

**9:** Hugh Freeze is Liberty's ninth head coach in program history.

**10:** Liberty won a program-record 10 games in 2008, finishing at 10-2.

**10:** Ten Flames have been named CoSIDA Academic All-Americans.

**14:** Fourteen 2020 Flames (Benjamin Alexander, Aidan Alves, Brody Brumm, Anthony Butler, Jimmy Faulks, Chris Ferguson, Bryce Matthews, Cooper McCaw, Peyton Pickett, Thomas Sargeant, Tristan Schultz, Kevin Shaa, Cedric Stone & Matt Terrell) have completed bachelor's degrees and are currently working toward master's degrees.

**14:** The Flames have posted a .500 or better record for 14 consecutive seasons (2006-19), going 102-60 during that span.

**48:** The 2020 campaign is Liberty's 48th football season.

**25,000:** The seating capacity of Williams Stadium was expanded to 25,000 for the 2018 season. The Flames have welcomed 20,000+ fans to Williams Stadium seven times, including a stadium-record 22,551 for a Sept. 19, 2015 victory over Montana.

**HOME SWEET HOME**

Liberty is 31-15-1 all-time in home openers.

The Flames have won 15 of their last 17 home openers, with the only two losses in that span coming to Norfolk State in 2012 and to No. 22 Syracuse last year.

Liberty outscored its opponents by an average of 34 points (49.6-15.5) in winning six straight home openers (2013-18) before being shut out by Syracuse in last year's home opener.

Liberty has won each of its last five home games, outscoring opponents by an average 44.4-25.2 during that span. It is the team's longest home winning streak since winning six straight home games from Sept. 5, 2015 through Sept. 10, 2016.

**FIELD GENERAL FIRSTS**

Malik Willis scored three rushing touchdowns in the season opener at Western Kentucky, joining Steve Patterson (Nov. 4, 1978 vs. Ferrum) and Glenn Inverso (Sept. 1, 1979 vs. Hampton) as the only Liberty quarterbacks with three touchdown runs in a single game.

Willis is the first Liberty quarterback since Mike Brown on Sept. 19, 2009 at Lafayette to lead a touchdown drive in his first drive as a starting quarterback.

**SUNSHINE STATE SCUFFLES**

Liberty is 4-12 all-time against teams from Florida, including 3-3 in home games versus Sunshine State opponents.

The last time a team from Florida played in Williams stadium was Sept. 10, 2016, when the Flames downed Jacksonville 55-7 in its home opener.

**Liberty vs. Florida Teams**

Opponent	Overall	In Lynchburg
Jacksonville	1-0	1-0
UCF	3-8	2-2
USF	0-4	0-1

**CONFERENCE USA CLASHES**

Liberty will face more Conference USA opponents this year than the Flames have taken on in program history.

The Flames will play at Western Kentucky (Sept. 19 - W/30-24) while hosting FIU (Sept. 26) and Southern Miss (Oct. 24).

Liberty is now 2-1 all-time against Conference USA opponents, defeating Old Dominion 52-10 on Sept. 1, 2018 and falling to North Texas 47-7 on Sept. 22, 2018. Both meetings took place at Williams Stadium.

**BATTLING BOWL TEAMS**

Liberty has four teams on its schedule who competed in 2019 bowl games (Western Kentucky (W/30-24), FIU, Southern Miss and Virginia Tech).

The Flames are 6-19 all-time against teams who played in bowl games the previous year, and 5-11 all-time against defending bowl champions.

**CHARTING THE COACHES**

Both Liberty head coach Hugh Freeze (Ole Miss - 2012-16) and FIU head coach Butch Davis (Miami (FL) - 1995-00; North Carolina - 2007-10) have been head coaches for Top 25, Power 5 programs.

Freeze actually coached Davis' son, current FIU tight ends coach Drew Davis, who was a backup quarterback at Ole Miss from 2014-16.

**CLEVELAND CONNECTION**

Liberty's all-time winningest head football coach, Sam Rutigliano (1989-99), posted a 67-53 record.

Rutigliano went 47-50 as the head coach of the Cleveland Browns from 1978-84. He was named NFL Coach of the Year in 1980, leading the 'Kardiac Kids' Browns to an 11-5 record and division title.

Butch Davis posted a 24-35 record as head coach of the Cleveland Browns from 2001-04. He is the only coach to lead the Browns to a playoff berth (9-7 in 2002) since the team rejoined the NFL in 1999.

**PROS ON THE SIDELINES**

The last time Liberty took on a team whose head coach had previously been a head coach in the NFL was Sept. 10, 2011, when the Flames downed Robert Morris 38-7.

RMU's head coach in that game, Joe Walton, was the New York Jets' head coach from 1983-89.

**MAKING CONNECTIONS**

Liberty senior cornerback Emanuel Dabney and FIU junior offensive lineman Maljon Joor were high school teammates at Callaway High School in Jackson, Miss.

Liberty redshirt freshman wide receiver Demario Douglas and freshman safety Jerome Jolly, Jr., and FIU redshirt freshman wide receiver Kris Mitchell were teammates at Mandarin High School in Jacksonville, Fla., helping lead Mandarin to a 4A state title in 2018. Douglas caught a state championship game record four touchdown passes in the 37-35 win.

Liberty freshman quarterback Sean Brown and FIU redshirt freshman linebacker Joey Maya and senior linebacker Daniel Jackson were teammates at Middle Creek High School in Apex, N.C.

Liberty redshirt senior tight end Chris Barrett and FIU redshirt junior OL Logan Gunderson both went to ASA Miami, where they were teammates in 2017.

Liberty freshman linebacker DJ Humes, along with FIU freshman offensive lineman Jahmari Sylvester all went to St. Thomas Aquinas. The team won 7A state titles in 2016 and 2019.

Liberty senior offensive lineman Tristan Schultz and FIU junior tight end Sterling Palmer both went to Fork Union Military Academy.

Liberty redshirt senior running back Peyton Pickett and FIU redshirt junior offensive lineman Kameren Williams both played at Trinity Valley CC.

**LIBERTY'S RECORD WHEN ...**

	<b>2020</b>	<b>Freeze at LU</b>
Home	0-0	5-1
Road	1-0	3-4
Neutral	0-0	1-0
August	0-0	0-1
September	1-0	4-1
October	0-0	2-1
November	0-0	2-2
December	0-0	1-0
Afternoon	1-0	4-2
Night	0-0	5-3

**VERSUS FBS TOP 25**

Home	0-0	0-1
Road	0-0	0-0

**RECORD WHEN SCORING ...**

< 20 points	0-0	1-2
20-29 points	0-0	2-2
30-39 points	1-0	2-1
40+ points	0-0	4-0

**RECORD WHEN ALLOWING ...**

< 20 points	0-0	4-0
20-29 points	1-0	4-1
30-39 points	0-0	0-2
40+ points	0-0	1-2

**RECORD WHEN ...**

Margin 1-3 pts.	0-0	0-0
Margin 4-7 pts.	1-0	4-1
Scoring 1st	1-0	9-3
Opp. scores 1st	0-0	0-2
Leading after 1Q	1-0	9-1
Trailing after 1Q	0-0	0-2
Leading at half	1-0	9-0
Trailing at half	0-0	0-4
Leading after 3Q	1-0	9-0
Trailing after 3Q	0-0	0-5
Playing OT	0-0	0-0
Outrushing opp.	1-0	6-0
Being outrushed	0-0	3-5
Outpassing opp.	0-0	5-4
Being outpassed	1-0	4-1
Scoring D/ST TD	0-0	2-0
+ TO margin	0-0	4-2
- TO margin	0-0	2-3
Winning TOP	1-0	4-0
Losing TOP	0-0	5-5
White helmets	1-0	4-4
Blue helmets	0-0	2-1
Red helmets	0-0	3-0
White uni. tops	1-0	4-4
Blue uni. tops	0-0	2-0
Red uni. tops	0-0	3-1
White pants	1-0	4-3
Blue pants	0-0	3-1
Red pants	0-0	2-1

**Trends/Streaks**

- Following a 30-24 win at Western Kentucky, Liberty is now 4-1 under Coach Freeze in games decided by seven points or fewer. Liberty's last game in the 2019 was a 23-16 win over Georgia Southern in the FBC Mortgage Cure Bowl.
- Liberty's win at WKU was the first time Liberty won a game without a passing touchdown since Nov. 5, 2016 at Presbyterian College, a 16-0 Flames victory.
- Liberty's 9-0 under Coach Freeze when leading at halftime, and 6-0 when outrushing its opponent.
- Liberty has opened three out of its last four seasons with points on its first drive of the year, beginning the 2017 Baylor upset with a field goal and scoring a TD on its first drive of the 2018 (ODU) and 2020 (WKU) season openers.
- Liberty has scored first in 12 out of 14 games under second-year head coach Hugh Freeze. Syracuse and UVA are the only opponents to score first against Freeze's Flames.
- Liberty has scored on its opening drive nine out of 14 games under second-year head coach Hugh Freeze.
- The 2019 Flames went 8-5, capturing a Cure Bowl win over Georgia Southern to wrap up their first year as a fully bowl-eligible FBS program. It was Liberty's 11th season with eight or more wins and was the team's most victories in a single year since going 9-5 and qualifying for the FCS Playoffs in 2014.
- Wide receiver Antonio Gandy-Golden was drafted in the fourth round of the 2020 NFL Draft by Washington. Liberty also had four players sign free agent contracts (Bejour Wilson - Arizona Cardinals; Solomon Ajayi and Elijah Benton - Cleveland Browns; Jessie Lemonier - Los Angeles Chargers).
- Flames Head Coach Hugh Freeze has taken the last three FBS teams he has led to a bowl game during his first year with that program: Arkansas State (2011 GoDaddy.com Bowl), Ole Miss (2012 BBVA Compass Bowl/Note: Game was vacated due by the NCAA), and Liberty (2019 Cure Bowl).

**Offense**

- Malik Willis and Joshua Mack both rushed for 100 or more yards against WKU, the first time since Nov. 30, 2019 against New Mexico State (Frankie Hickson - 196; Mack - 118) that two Liberty players rushed for 100+ yards in the same game.
- Willis leads the nation in rushing yards per game (168.0), and his 168 rushing yards are the most by an FBS quarterback in a single game this season.
- Liberty is second in the nation in rushing yards per game (354), trailing only Army (389.5). Liberty's 354 rushing yards at Western Kentucky are the fourth most by an FBS team this season.
- Liberty featured a prolific passing attack each of the last three seasons, surpassing 3,000 yards in 2017, 2018 and 2019 while totaling 79 passing touchdowns during that span.
- The Flames' running game, under the radar during that time frame, rushed for nearly 2,000 yards (1,937 in 2018; 1,956 in 2019) in each of the last two years, racking up 55 rushing touchdowns in its two-year FBS era to date.
- Liberty's 354 rushing yards at Western Kentucky were its most since rushing for 429 yards at Presbyterian College on Oct. 13, 2012. Liberty's 58 rushing attempts were its most

since rushing 61 times against Charleston Southern on Oct. 30, 2004.

- After rushing for a combined 214 yards and two touchdowns during its first three games under Hugh Freeze, the Flames have rushed for 2,096 yards and 27 touchdowns during their last 11 games (190.5 yards per game/2.4 TDs).
- The Flames have finished with 400 or more total offensive yards in seven out of their last eight games, dating back to last year.
- Liberty threw for 300 or more yards in seven out of 13 games in 2019, and the Flames ranked No. 21 in the country in passing offense (288.9 yards per game).
- Liberty set a new single-season passing record with 3,756 passing yards last year, surpassing the previous school record of 3,473 passing yards thrown in 2014.
- During the 2019 season, Liberty outscored opponents 279-167 during the first half and were outscored 198-148 during the second half.

**Defense**

- Liberty's defense returns just four starters from 2019, with its top three tacklers from 2019 (Solomon Ajayi, Elijah Benton and Jessie Lemonier) all competing in NFL training camps.
- Liberty's defense held WKU to just 292 yards for the game in the season opener, its second straight game holding its opponent under 300 total yards. The Flames allowed only 249 total yards to Georgia Southern in the FBC Mortgage Cure Bowl.
- Liberty had five tackles for loss at WKU, its sixth straight game with five or more tackles for loss
- Liberty finished the Cure Bowl with its best defensive effort of the season, holding the No. 8 rushing offense in the nation, Georgia Southern (261.5 yards per game entering the post-season) to just 154 yards. GSU managed just 249 total yards, Liberty's second-lowest opponent offensive output in the 2019 season (240 at UMass).
- Liberty allowed five of its 13 opponents last season to rush for 200 or more yards, and the Flames ranked No. 96 in the country with 189.7 rushing yards allowed per game.
- Liberty finished all 13 games in 2019 with at least one sack and ranked No. 28 in the country in sacks per game (2.69).

**Special Teams**

- Following the 2019 Hampton game where Liberty averaged 45.5 yards per punt, P Aidan Alves and LS Austin Mock were treated to a welcome surprise when head coach Hugh Freeze announced both were being put on scholarship.
- Alves improved by 4.6 yards per punt from 2018 (37.0 to 2019 (41.6), and averaged 44.5 yards per punt in the 2020 season opener. He has kicked three of the five longest punts in program history (two 73-yarders and a 72-yarder).
- Shedro Louis is fourth in the nation with a 29.0 yard kickoff return average. Louis returned a kickoff 97 yards for a touchdown during the first quarter against Maine on Oct. 19, 2019.
- Liberty's Alex Babir, a transfer from Penn State, went 3-for-4 on PATs and 1-for-2 on field goals in the 2020 season opener. Barbir replaces kicker Alex Probert, who transferred to Iowa State. Probert is tied for third at Liberty in career scoring.

**FBS MILESTONE CHECKLIST**

- 1st Game as FBS Team**  
Sept. 1, 2018 vs. Old Dominion (52-10 win)
- 1st Win as FBS Team**  
Sept. 1, 2018 - 52-10 vs. Old Dominion
- 1st Home Win as FBS Team**  
Sept. 1, 2018 - 52-10 vs. Old Dominion
- 1st Road Win as FBS Team**  
Sept. 29, 2018 - 52-43 at New Mexico
- 1st Game vs. FBS Opponent**  
Oct. 14, 1989 at E. Michigan (25-24 win)
- 1st Home Game vs. FBS Opponent**  
Sept. 1, 2018 vs. Old Dominion (52-10 win)
- 1st Win Over FBS Opponent**  
Oct. 14, 1989 - 25-24 at East. Michigan
- 1st Home Win Over FBS Opponent**  
Sept. 1, 2018 - 52-10 vs. Old Dominion
- 1st Game vs. FBS In-State Opponent**  
Oct. 5, 2013 at Old Dominion (21-17 loss)
- 1st Home Game vs. FBS In-State Opponent**  
Sept. 1, 2018 vs. Old Dominion (52-10 win)
- 1st Win Over FBS In-State Opponent**  
Sept. 1, 2018 - 52-10 vs. Old Dominion
- 1st Home Win Over FBS In-State Opponent**  
Sept. 1, 2018 - 52-10 vs. Old Dominion
- 1st Game vs. Power 5 Opponent**  
Sept. 30, 2006 at Wake Forest (34-14 loss)
- 1st Home Game vs. Power 5 Opponent**  
Aug. 31, 2019 vs. Syracuse
- 1st Win Over Power 5 Opponent**  
Sept. 2, 2017 - 48-45 at Baylor
- 1st Home Win Over Power 5 Opponent**
- 1st Game vs. FBS Top 25 Opponent**  
Aug. 30, 2014 at No. 23/23 North Carolina (56-29 loss)
- 1st Home Game vs. FBS Top 25 Opponent**  
Aug. 31, 2019 vs. No. 22/22 Syracuse (24-0 loss)
- 1st Win Over FBS Top 25 Opponent**
- 1st Home Win Over FBS Top 25 Opponent**
- 1st Game vs. FBS No. 1 Opponent**
- 1st Bowl Game Appearance**  
2019 Cure Bowl vs. Georgia Southern
- 1st Bowl Game Win**  
2019 Cure Bowl - 23-16 vs. Ga. Southern
- 1st Winning Season as FBS Team**  
2019 (8-5)
- 1st FBS Top 25 Appearance**



**KEEPING GOOD COMPANY**



Liberty is one of only three FBS programs to lose a 3,000-yard passer, 1,000-yard rusher and 1,000-yard receiver from the 2019 season, joining defending national champion LSU and College Football Playoff semifinalist Oklahoma in that club.

QB Stephen Calvert (3,663 yards), RB Frankie Hickson (1,041 yards), and WR Antonio Gandy-Golden (1,396 yards) have all graduated, and each reached those milestones each of the last two seasons.

LSU loses Heisman Trophy winner Joe Burrow (5,671 yards), RB Clyde Edwards-Helaire (1,414) and WRs Ja'Marr Chase (1,780 yards) and Justin Jefferson (1,540 yards).

Oklahoma needs to replace QB Jalen Hurts (3,851 passing/1,298 rushing yards), RB Kennedy Brooks (1,011 rushing yards) and WR CeeDee Lamb (1,327 yards).

**ACTIVE LEADERS**

Senior RB Joshua Mack is ranked fourth among all active FBS running backs with 2,921 career rushing yards. He was a two-year starter at Maine, rushing for 2,047 with the Black Bears from 2016 through 2017.

Mack finished second on the Flames with 792 yards last season, his first at Liberty, also scoring seven touchdowns.

Clemson's Travis Etienne leads with 4,208 career yards, followed by UAB's Spencer Brown (3,323), Oklahoma State's Chuba Hubbard (2,927), Mack (2,921) and Louisiana's Trey Ragas (2,907), and Mack (2,821).

Sophomore Shedro Louis is the FBS active leader in career kickoff return average at 27.7, 1.4 yards ahead of Louisville's Hassan Hall. Dominic Bolden (28.8 - 2005-08) holds Liberty's career kickoff return average record.

**FOR AND AGAINST**

Redshirt junior QB Malik Willis is eligible to compete this season after transferring from Auburn. Willis completed 2-of-3 passes for 13 yards and rushed for a 15-yard touchdown for Auburn in a 53-0 win over Liberty Nov. 17, 2018.

The last player to play both for and against Liberty was Jamal Giddens, a Flames linebacker in 2008 who played for Norfolk State at Liberty on Sept. 8, 2012.

Mark Tomlin started at RT for VMI against Liberty on Nov. 7, 2009. Tomlin then transferred to Liberty and was a reserve lineman, appearing in nine games in 2011.

**OH BROTHER**

Redshirt freshmen Carl and Carlos Poole are twins. There are 53 FBS teams who have sets of brothers on their rosters.

The last time Liberty had two brothers play in the same season was 2012, when Bryant and Dylan Lewellyn and Chase and Dallas Griffiths all appeared in games. The Lewellyns both played in all 11 games that season. The 2012 season was also the last time Liberty had twins on its roster; in freshmen Kendall and Kendrick Couamin, but neither saw playing time that year.

**NEW KID ON THE BLOCK**

Last year, Liberty became the 130th fully certified FBS team in the nation after successfully completing a two-year FBS Reclassification process and becomingfully eligible for all postseason bowl games.

The Flames became the fifth team to appear in a bowl game during their first season of full bowl eligibility after moving up to the FBS level. By winning the FBC Cure Bowl, Liberty joined Appalachian State (2015 Camellia Bowl) and Georgia Southern (2015 GoDaddy Bowl) as the only three teams to win a bowl game during their first season of full bowl eligibility.

Liberty is hoping to follow in Appalachian State's footsteps, as the Mountaineers have won bowl games in each of their first five seasons after transitioning to FBS status.

**BOWL AGREEMENT**



**2020-25** - Just prior to kickoff of the 2019 season, Liberty and ESPN Events announced a new secondary bowl game agreement for the 2020 to 2025 bowl game cycle. During that six-year span, ESPN Events could place the Flames in one of six bowl games operated by the network:

- Boca Raton Bowl (Boca Raton, Fla.)
- Camellia Bowl (Montgomery, Ala.)
- Famous Idaho Potato Bowl (Boise, Idaho)
- Frisco Bowl (Frisco, Texas)
- Myrtle Beach Bowl (Conway, S.C.)
- New Mexico Bowl (Albuquerque, N.M.)

**WINNING TRADITION**

Liberty has won six or more games in each of the last 14 seasons, beginning in the 2006 campaign.

Liberty is one of just 14 Division I football teams, including 12 FBS programs, to win six or more games each of the last 14 seasons. Ohio State would qualify, but vacated wins during that stretch.

Liberty joins Boise State, LSU, Oklahoma, Oklahoma State, Penn State and Wisconsin as the only FBS teams without a losing season in the last 14 years.

Additional Division I teams with six or more wins every year from 2006 to present include Alabama, Clemson, Georgia, Virginia Tech, in addition to FCS teams Jacksonville State, James Madison and McNeese State.

**FAMILY TIES**

Current Liberty senior QB Chris Ferguson, who transferred this year after playing at Maine, is the older brother of current Liberty women's lacrosse player, sophomore Lizzy Ferguson.

The last time a Liberty football player had a sibling on another Liberty athletics team was 2013, when tight end Brandon Apon's sister Christieanna competed for the women's track & field team.

**AP TOP 25 POLL**

Rank	Team	Record
1.	Clemson	2-0
2.	Alabama	0-0
3.	Oklahoma	1-0
4.	Georgia	0-0
5.	Florida	0-0
6.	LSU	0-0
7.	Notre Dame	2-0
8T.	Auburn	0-0
8T.	Texas	1-0
10.	Texas A&M	0-0
11.	North Carolina	1-0
12.	Miami	2-0
13.	UCF	1-0
14.	Cincinnati	1-0
15.	Oklahoma State	1-0
16.	Tennessee	0-0
17.	Memphis	1-0
18.	BYU	1-0
19.	Louisiana	2-0
<b>20.</b>	<b>Virginia Tech</b>	<b>0-0</b>
21.	Pittsburgh	2-0
22.	Army	2-0
23.	Kentucky	0-0
24.	Louisville	1-1
25.	Marshall	2-0

**Others receiving votes:** Baylor 89, West Virginia 59, SMU 57, TCU 30, Virginia 30, Boston College 23, Arkansas State 20, Mississippi State 6, UAB 5, Texas Tech 5, Ole Miss 4, Appalachian State 3, UTSA 2, Troy 1, **Coastal Carolina 1**

**AMWAY COACHES TOP 25 POLL**

Rank	Team	Record
1.	Clemson	2-0
2.	Alabama	0-0
3T.	Oklahoma	1-0
3T.	Georgia	0-0
5.	LSU	0-0
6.	Florida	0-0
7.	Notre Dame	2-0
8.	Auburn	0-0
9.	Texas	1-0
10.	Ohio State	0-0
11.	Texas A&M	0-0
12.	North Carolina	1-0
13.	Penn State	0-0
14.	Miami	2-0
15.	UCF	1-0
16.	Cincinnati	1-0
17.	Wisconsin	0-0
18.	Oklahoma State	1-0
19.	Michigan	0-0
20.	Memphis	1-0
21.	Tennessee	0-0
22.	Minnesota	0-0
23.	BYU	1-0
<b>24.</b>	<b>Virginia Tech</b>	<b>0-0</b>
25.	Louisiana	2-0

**Others receiving votes:** Kentucky 146, Pittsburgh 140, Army 121, Baylor 57, Louisville 53, SMU 42, West Virginia 41, Marshall 40, Iowa 39, TCU 26, Virginia 24, South Carolina 22, Boston College 20, Appalachian State 12, Ole Miss 10, Mississippi State 7, Arkansas State 6, **NC State 5**

**#CREATEDEQUALLY INITIATIVE**

Liberty Athletics stands committed to the mission of Training Champions for Christ, who will be leaders in creating positive change in our great country.

As part of this commitment, Liberty Athletics has launched the #CreatedEqually initiative. This effort is to unite the department and Flames Nation around a shared commitment of love, equality and unity.

The #CreatedEqually campaign is based upon the Biblical verse of Acts 17:26 'From one man he made all the nations, that they should inhabit the whole earth; and he marked out their appointed times in history and the boundaries of their lands.'

During the 2020-21 athletics season, Liberty's student-athletes will wear #CreatedEqually decals and patches on their uniforms. The #CreatedEqually logo debuted on helmet decals in Liberty's nationally televised football game on ESPN2 at Western Kentucky, Sept. 19.



**CREATED EQUALLY**  
ACTS 17:26

**OPPONENT TRACKER**



**WESTERN KENTUCKY** *wkusports.com*  
**OVERALL:** 0-2 **C-USA:** 0-0  
**NEXT GAME:** at Middle Tennessee - 10/3  
**LAST GAME:** L 24-30 vs. Liberty



**FIU** *fiusports.com*  
**OVERALL:** 0-0 **C-USA:** 0-0  
**NEXT GAME:** at Liberty - 9/26  
**LAST GAME:** L 26-34 vs. Arkansas State (2019)



**NORTH ALABAMA** *roarlions.com*  
**OVERALL:** 0-0  
**NEXT GAME:** at Liberty - 10/3  
**LAST GAME:** W 34-30 at Gardner-Webb (2019)



**LOUISIANA-MONROE** *ulmwarhawks.com*  
**OVERALL:** 0-2 **SUN BELT:** 0-1  
**NEXT GAME:** vs. UTEP - 9/26  
**LAST GAME:** L 17-38 vs. Texas State



**SYRACUSE** *cuse.com*  
**OVERALL:** 0-2 **ACC:** 0-2  
**NEXT GAME:** vs. Georgia Tech - 9/26  
**LAST GAME:** L 10-21 at Pittsburgh



**SOUTHERN MISS** *southernmiss.com*  
**OVERALL:** 0-2 **C-USA:** 0-1  
**NEXT GAME:** vs. Tulane - 9/26  
**LAST GAME:** L 30-31 vs. Louisiana Tech



**VIRGINIA TECH** *hokiesports.com*  
**OVERALL:** 0-0 **ACC:** 0-0  
**NEXT GAME:** vs. NC State - 9/26  
**LAST GAME:** L 30-37 vs. Kentucky (2019)



**WESTERN CAROLINA** *catamountsports.com*  
**OVERALL:** 0-0  
**NEXT GAME:** at Liberty - 11/14  
**LAST GAME:** L 3-66 at Alabama (2019)



**NC STATE** *gopack.com*  
**OVERALL:** 1-0 **ACC:** 1-0  
**NEXT GAME:** at Virginia Tech - 9/26  
**LAST GAME:** W 45-42 vs. Wake Forest



**COASTAL CAROLINA** *goccusports.com*  
**OVERALL:** 2-0 **SUN BELT:** 0-0  
**NEXT GAME:** vs. Arkansas State - 10/3  
**LAST GAME:** W 43-21 vs. Campbell



*Dr. Jerry Falwell attends a Liberty football game in 1984.*

**FULFILLING THE MISSION**

When Dr. Jerry Falwell founded then Lynchburg Baptist College in the fall of 1971, he painted a clear vision for its athletics department when he stated, "It is our plan to have our athletic program comparable to USC, to Notre Dame, to Alabama, to anyone in time." Although the athletics department moved to the NCAA Division I level on Sept. 1, 1988, the "time" Dr. Falwell spoke about is now. The Flames football program played its first season at the FBS level in 2018, taking the next step to fulfill its founder's visionary dream.

**THE ROAD TO FBS**

- 1971** – Liberty University was founded as Lynchburg Baptist College.
- 1973** – Liberty fielded its first football team.
- 1975** – Liberty joined the NAIA as an associate member.
- 1980** – Liberty joined NCAA Division II as an associate member.
- 1988** – Liberty became an official NCAA Division I-AA (later FCS) member.
- 2002** – Liberty became a charter member of the Big South Conference for football.
- 2014** – Liberty made its first NCAA FCS Playoffs appearance.
- Feb. 16, 2017** – The NCAA approved Liberty's request to enter the FBS reclassification process.
- 2017** – Liberty played its final season as an FCS member, but was ineligible for a playoff berth.
- 2018** – Liberty played its first season as an FBS independent.
- 2019** – Liberty played its first full season as an FBS independent and was bowl eligible.
- Dec. 21, 2019** – Liberty defeated Georgia Southern in the FBC Mortgage Cure Bowl in its first-ever bowl game appearance.

**FUTURE SCHEDULES**


**2021 Schedule**

**Sept. 4**..... **CAMPBELL**  
**Sept. 11** ..... at Troy  
**Sept. 18** ..... **OLD DOMINION**  
**Sept. 25** ..... at Syracuse  
**Oct. 2** ..... at UAB  
**Oct. 9** ..... **MIDDLE TENNESSEE**  
**Oct. 16** ..... at Louisiana-Monroe  
**Oct. 23** ..... at North Texas  
**Oct. 30** ..... **UMASS**  
**Nov. 6** ..... at Ole Miss  
**Nov. 20** ..... **LOUISIANA**  
**Nov. 27** ..... **ARMY**

**2022 Schedule**

**Sept. 3** ..... at Southern Miss  
**Sept. 10** ..... **UAB**  
**Sept. 17** ..... at Wake Forest  
**Sept. 24** ..... **AKRON**  
**Oct. 1** ..... at Old Dominion  
**Oct. 8** ..... at UMass  
**Oct. 15** ..... **GARDNER-WEBB**  
**Oct. 22** ..... **BYU**  
**Nov. 5** ..... at Arkansas  
**Nov. 12** ..... at Connecticut  
**Nov. 19** ..... **VIRGINIA TECH**  
**Nov. 26** ..... **NEW MEXICO STATE**

See LibertyFlames.com for more future schedules



**STADIUM QUICK FACTS**

<b>Opened:</b>	1989
<b>First Game:</b>	Oct. 21, 1989
<b>Result:</b>	Liberty 37, Towson 18
<b>Liberty Record:</b>	122-52
<b>Playing Surface:</b>	AstroTurf
<b>Capacity:</b>	25,000

**LIBERTY FOOTBALL CENTER**

Situated at the north end of Williams Stadium, the Liberty Football Center recently underwent a \$20 million renovation project and reopened in March 2020. Renovations added 18,000 square feet to the building previously known as the Williams Football Operations Center, bringing the total usable space to 65,455 square feet. Highlights of the project include a new locker room, weight room, and recruiting room.

**SINGLE GAME ATTENDANCE RECORDS**

	ATTENDANCE	OPPONENT	DATE
1.	22,551	Montana	Sept. 19, 2015
2.	21,712	Charleston Southern	Nov. 12, 2016
3.	21,671	Syracuse	Aug. 31, 2019
4.	20,838	Richmond	Oct. 4, 2014
5.	20,425	Old Dominion	Sept. 1, 2018
6.	20,393	Kennesaw State	Oct. 24, 2015
7.	20,217	Gardner-Webb	Oct. 25, 2014
8.	19,314	Savannah State	Oct. 2, 2010
9.	19,111	Coastal Carolina	Oct. 15, 2011
10.	18,955	Coastal Carolina	Nov. 19, 2015
11.	18,944	Hampton	Sept. 21, 2019
12.	18,911	Coastal Carolina	Oct. 19, 2013
13.	18,878	James Madison	Sept. 17, 2011
14.	18,803	Delaware State	Sept. 5, 2015
15.	18,674	New Mexico State	Nov. 30, 2019



## OFFENSE

#	ELIG	HT	WT	2020 GP/GS	CAREER GP/GS	CONSEC. STARTS		
<b>WIDE RECEIVER (X)</b>								
13	CJ Yarbrough	R-Fr.	6-3	205	1/1	5/1	1	
11	Jaivian Lofton	Jr.	6-2	205	1/0	1/0	0	
<b>WIDE RECEIVER (Z)</b>								
2	Kevin Shaa	OR	R-Sr.	5-11	165	1/1	16/7	1
81	Noah Frith	R-So.	6-4	195	0/0	13/7	0	
<b>WIDE RECEIVER (H)</b>								
5	DJ Stubbs	Sr.	5-9	185	1/1	37/16	2	
3	Demario Douglas	R-Fr.	5-8	165	1/0	5/1	0	
<b>LEFT TACKLE</b>								
68	Tristan Schultz	Sr.	6-4	305	1/1	35/24	18	
67	Ryan Eshleman	R-So.	6-6	300	0/0	0/0	0	
<b>LEFT GUARD</b>								
59	Damian Bounds	OR	R-Sr.	6-1	290	1/0	33/13	0
64	Jacob Bodden	R-So.	6-5	315	1/1	5/1	1	
75	Maisen Knight	R-Sr.	6-4	300	1/0	4/0	0	
<b>CENTER</b>								
65	Thomas Sargeant	R-Sr.	6-1	295	1/1	37/37	37	
79	John Kourtis	R-So.	6-4	315	1/0	13/0	0	
<b>RIGHT GUARD</b>								
55	Brendan Schlittler	R-So.	6-5	315	1/1	15/1	1	
52	Jonathan Graham	R-So.	6-5	340	1/0	14/0	0	
<b>RIGHT TACKLE</b>								
77	Cooper McCaw	R-Jr.	6-5	305	1/1	26/5	1	
74	Bryce Mathews	Sr.	6-6	305	1/0	1/0	0	
<b>TIGHT END</b>								
0	Johnny Huntley	R-Sr.	6-3	240	1/1	14/2	1	
88	Jerome Jackson	OR	R-Jr.	6-3	255	1/0	26/4	0
15	Chris Barrett	R-Sr.	6-2	245	1/0	22/0	0	
<b>RUNNING BACK</b>								
8	Joshua Mack	R-Sr.	5-11	200	1/1	14/1	1	
25	Peyton Pickett	OR	R-Sr.	5-8	220	1/0	25/0	0
1	Shedro Louis	So.	5-8	175	1/0	12/0	0	
<b>QUARTERBACK</b>								
7	Malik Willis	R-Jr.	6-1	215	1/1	1/1	1	
14	Chris Ferguson	Sr.	6-3	230	0/0	0/0	0	

## DEFENSE

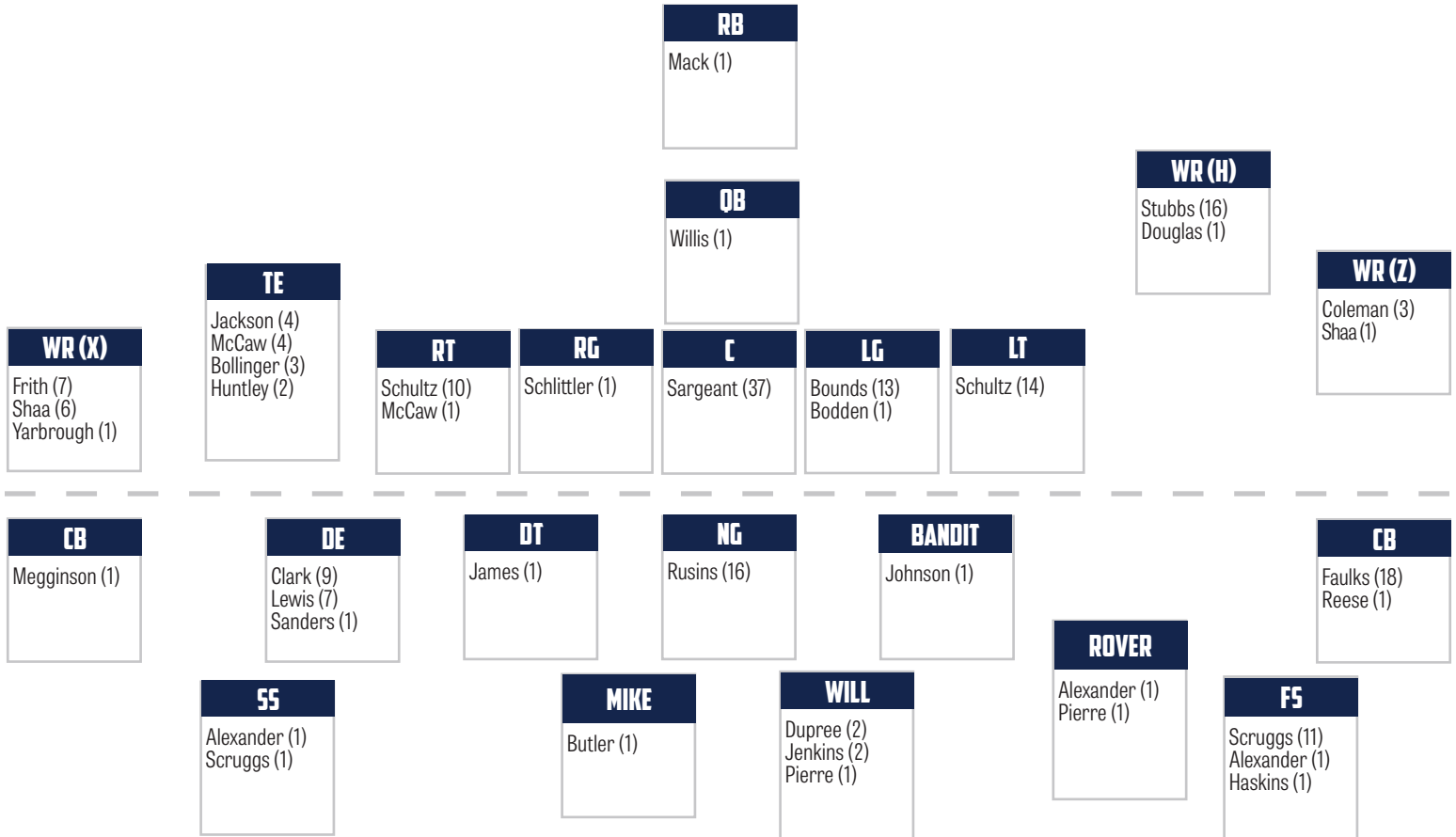
#	ELIG	HT	WT	2020 GP/GS	CAREER GP/GS	CONSEC. STARTS		
<b>DEFENSIVE END</b>								
10	TreShaun Clark	So.	6-1	235	1/1	14/9	8	
44	Austin Lewis	Jr.	6-6	270	1/0	25/7	0	
<b>DEFENSIVE TACKLE</b>								
55	Elijah James	Sr.	6-5	300	1/1	14/1	1	
92	Mason Wolk	R-Jr.	6-2	265	1/0	14/0	0	
<b>NOSE GUARD</b>								
99	Ralfs Rusins	R-Sr.	6-6	325	1/1	39/16	14	
50	Henry Chibueze	R-So.	6-3	350	1/0	5/0	0	
<b>BANDIT</b>								
11	Durrell Johnson	Jr.	6-4	235	1/1	1/1	1	
15	Jayod Sanders	OR	Sr.	6-3	240	1/0	31/1	0
24	Aakil Washington	Fr.	6-2	245	1/0	1/0	0	
<b>MIKE</b>								
6	Anthony Butler	Sr.	6-1	230	1/1	1/1	1	
57	Carl Poole	R-Fr.	5-11	225	1/0	3/0	0	
<b>WILL</b>								
32	Aaron Pierre	R-Jr.	6-0	225	1/1	13/2	1	
35	Tyren Dupree	R-So.	6-1	225	1/0	15/2	0	
<b>ROVER</b>								
17	Benjamin Alexander	OR	R-Sr.	6-1	190	1/1	35/3	3
0	Tim Kidd-Glass	R-Sr.	6-1	200	0/0	0/0	0	
21	Micah Glaize	So.	6-0	205	1/0	13/0	0	
<b>CORNERBACK</b>								
4	Chris Megginson	So.	6-0	185	1/1	14/1	1	
2	Emmanuel Dabney	Sr.	6-0	180	1/0	10/0	0	
<b>STRONG SAFETY</b>								
1	Javon Scruggs	Jr.	5-11	180	1/1	25/12	2	
9	Juawan Treadwell	Jr.	6-0	195	1/0	1/0	0	
<b>FREE SAFETY</b>								
7	Marcus Haskins	Jr.	6-0	185	1/1	1/1	1	
23	Cedric Stone	R-Sr.	5-11	180	1/0	1/0	0	
<b>CORNERBACK</b>								
16	Quinton Reese	OR	Fr.	6-0	185	1/1	1/1	1
8	Jimmy Faulks	R-Sr.	6-1	190	0/0	34/18	0	

## SPECIALISTS

#	ELIG	HT	WT	2020 GP/GS	CAREER GP/GS	CONSEC. STARTS		
<b>KICKER</b>								
95	Alex Barbir	Sr.	5-9	220	1/1	1/1	1	
91	Jake Brickell	OR	R-Fr.	6-2	205	0/0	0/0	0
90	Jason Stricker	R-Fr.	6-2	180	0/0	0/0	0	
<b>PUNTER</b>								
46	Aidan Alves	R-Jr.	6-1	205	1/1	26/26	26	
90	Jason Stricker	R-Fr.	6-2	180	0/0	0/0	0	
<b>LONG SNAPPER</b>								
41	Austin Mock	R-Jr.	6-2	245	1/1	26/26	26	
54	Andrew Johns	R-Fr.	6-0	220	0/0	1/0	0	

#	ELIG	HT	WT	2020 GP/GS	CAREER GP/GS	CONSEC. STARTS	
<b>HOLDER</b>							
46	Aidan Alves	R-Jr.	6-1	205	1/1	26/1	1
10	Will Bowers	R-Fr.	6-0	190	0/0	0/0	0
<b>KICK RETURNER</b>							
1	Shedro Louis	So.	5-8	175			
5	DJ Stubbs	Sr.	5-9	185			
3	Demario Douglas	R-Fr.	5-8	165			
25	Peyton Pickett	R-Sr.	5-8	220			
<b>PUNT RETURNER</b>							
3	Demario Douglas	R-Fr.	5-8	165			
1	Shedro Louis	So.	5-8	175			
5	DJ Stubbs	Sr.	5-9	185			

## CAREER STARTS BY POSITION



## 2020 OFFENSE GAME-BY-GAME STARTERS

Game	WR (X)	WR (Z)	LT	LG	C	RG	RT	TE	WR (H)	RB	QB
Western Ky.	Yarbrough	Shaa	Schultz	Bodden	Sargeant	Schlittler	McCaw	Huntley	Stubbs	Mack	Willis
FIU											
North Ala.											
La.-Monroe											
Syracuse											
Southern Miss											
Virginia Tech											
Western Caro.											
NC State											
Coastal Caro.											

## 2020 DEFENSE GAME-BY-GAME STARTERS

Game	DE	DT	NG	BANDIT	MLB	WLB	ROVER	CB	SS	FS	CB
Western Ky.	Clark	James	Rusins	Johnson	Butler	Pierre	Alexander	Megginson	Scruggs	Haskins	Reese
FIU											
North Ala.											
La.-Monroe											
Syracuse											
Southern Miss											
Virginia Tech											
Western Caro.											
NC State											
Coastal Caro.											

NO.	NAME	YEAR	POS.	HT.	WT.	HOMETOWN	H.S./PREVIOUS
0	Johnny Huntley	R-Sr.	TE	6-3	240	Plantation, Fla.	South Plantation HS/Colorado
0	Tim Kidd-Glass	R-Sr.	S	6-1	200	Danville, Va.	George Washington HS/NC State
1	Shedro Louis	So.	RB	5-8	175	Immokalee, Fla.	Immokalee HS
1	Javon Scruggs	Jr.	S	5-11	180	Appomattox, Va.	Appomattox HS
2	Kevin Shaa	R-Sr.	WR	5-11	165	San Francisco, Calif.	McClymonds HS/CC of San Fran.
2	Emanuel Dabney	Sr.	CB	6-0	180	Jackson, Miss.	Callaway HS/Hinds CC
3	Demario Douglas	R-Fr.	WR	5-8	165	Jacksonville, Fla.	Mandarin HS
4	CJ Daniels	Fr.	WR	6-1	195	Lilburn, Ga.	Parkview HS
4	Chris Megginson	So.	CB	6-0	185	Lynchburg, Va.	Heritage HS
5	DJ Stubbs	Sr.	WR	5-9	185	Jacksonville, Fla.	University Christian School
5	Malik Caper	R-Fr.	LB	6-0	240	Hurst, Texas	Grapevine Faith Christian School
6	Johnathan Bennett	R-Fr.	QB	6-0	225	Summerville, S.C.	Summerville HS
6	Anthony Butler	Sr.	LB	6-1	230	Charlotte, N.C.	Zebulon B. Vance HS/Charlotte
7	Malik Willis	R-Jr.	QB	6-1	215	Atlanta, Ga.	Roswell HS/Auburn
7	Marcus Haskins	Jr.	S	6-0	185	St. Paul, Minn.	East Ridge HS/Iowa Western CC
8	Joshua Mack	R-Sr.	RB	5-11	200	Pittsford, N.Y.	Pittsford-Mendon HS/Maine
8	Jimmy Faulks	R-Sr.	CB	6-1	190	St. Petersburg, Fla.	Lakewood HS
9	Sean Brown	Fr.	QB	6-1	180	Apex, N.C.	Middle Creek HS
9	Amarii Jenkins	R-Jr.	LB	6-0	230	Ocala, Fla.	West Port HS
9	Juawan Treadwell	Jr.	S	6-0	195	Crete, Ill.	Crete-Monee HS/Independence CC
10	Will Bowers	R-Fr.	QB	6-0	190	Southlake, Texas	Carroll Senior HS
10	TreShaun Clark	So.	DE	6-1	235	Cape Coral, Fla.	Cape Coral HS
11	Jaivian Lofton	Jr.	WR	6-2	205	Rancho Cucamonga, Calif.	Rancho Cucamonga HS/Chaffey Coll.
11	Durrell Johnson	Jr.	DE	6-4	235	Baltimore, Md.	Overlea HS/ASA College
12	Trevor Hobbs	Sr.	TE	6-4	265	Elkhart, Ind.	Jimtown HS/Golden West College
12	Louis Taylor, III	Fr.	S	6-1	180	Martinsville, Va.	Magna Vista HS
13	CJ Yarbrough	R-Fr.	WR	6-3	205	Tanner, Ala.	East Limestone HS
14	Chris Ferguson	Sr.	QB	6-3	230	Fort Washington, Pa.	La Salle College HS/Maine
14	Deon Biggins	Fr.	CB	6-1	170	Horn, Lake, Miss.	Horn Lake HS
15	Chris Barrett	R-Sr.	TE	6-2	245	Clearwater, Fla.	Countryside HS/ASA Miami
15	Jayod Sanders	Sr.	DE	6-3	240	Tallahassee, Fla.	Leon HS
16	Mason Yost	R-So.	TE	6-3	245	Jacksonville, Fla.	The Bolles School
16	Quinton Reese	Fr.	CB	6-0	185	Alpharetta, Ga.	Blessed Trinity Catholic HS
17	Khaleb Coleman	R-Jr.	WR	6-2	215	Washington, D.C.	Woodrow Wilson HS
17	Benjamin Alexander	R-Sr.	S	6-1	190	Spring Mills, Pa.	Penns Valley HS
18	Ahmad Jackson	Fr.	WR	6-1	210	Tyrone, Ga.	Sandy Creek HS
18	Isaiah Avery	Jr.	CB	6-0	180	Antioch, Calif.	Antioch HS/CC of San Fran.
19	Brody Brumm	R-Jr.	WR	6-0	200	Winamac, Ind.	Winamac HS
20	Troy Henderson	R-So.	RB	5-8	165	Franklin, Tenn.	Independence HS
20	Jerome Jolly, Jr.	Fr.	S	5-11	200	Jacksonville, Fla.	Mandarin HS
21	Treon Sibley	R-Fr.	WR	6-0	210	Akron, Ohio	Coventry HS
21	Micah Glaize	So.	S	6-0	205	Lynchburg, Va.	Brookville HS
22	Kimani Donaldson	R-Jr.	CB	6-0	170	Jonesboro, Ga.	Mundy's Mill HS
23	Cedric Stone	R-Sr.	S	5-11	180	Charlotte, N.C.	Independence HS (Georgia State)
24	Aakil Washington	Fr.	DE	6-2	245	Marietta, Ga.	Wheeler HS
25	Peyttton Pickett	R-Sr.	RB	5-8	220	Arlington, Texas	Sam Houston HS/Trinity Valley CC
25	Gabe Fuster	Fr.	LB	6-0	235	Chesapeake, Va.	Deep Creek HS
28	Chancellor Smith	Fr.	CB	5-11	175	Wake Forest, N.C.	Wake Forest HS
29	Ian Ector	R-So.	CB	6-1	165	Stafford, Va.	Colonial Forge HS (Wingate)
30	Michael Bollinger	R-Jr.	TE	6-0	240	Spartanburg, S.C.	Boiling Spring HS
30	Tyron Staples	Sr.	LB	5-11	205	Bedford, Va.	Liberty HS
31	Daniel Darko	Jr.	WR	6-0	180	Columbia, Md.	Seed School of Maryland (Marshall)
32	Aaron Pierre	R-Jr.	LB	6-0	225	Tampa, Fla.	Cambridge Christian School
33	Frank Boyd	R-Jr.	RB	5-11	200	Chesterfield, Va.	Manchester HS
33	Stephen Sings V	Fr.	DE	6-3	235	Charlotte, N.C.	Zebulon B. Vance HS

**ALPHABETICAL ROSTER**

No.	Name	Pos.
17	Benjamin Alexander	S
46	Aidan Alves	P
18	Isaiah Avery	CB
95	Alex Barbir	K
36	Luke Bales	RB
15	Chris Barrett	TE
60	Gage Bassham	OL
6	Johnathan Bennett	QB
14	Deon Biggins	CB
64	Jacob Bodden	OL
30	Michael Bollinger	TE
59	Damian Bounds	OL
10	Will Bowers	QB
33	Frank Boyd	RB
63	Carter Bradley	OL
91	Jake Brickell	P
9	Sean Brown	QB
19	Brody Brumm	WR
56	Will Buchanan	OL
6	Anthony Butler	LB
5	Malik Caper	LB
91	Kendy Charles	DT
50	Henry Chibueze	DT
10	TreShaun Clark	DE
17	Khaleb Coleman	WR
82	D'Wayne Crawford	WR
2	Emanuel Dabney	CB
4	CJ Daniels	WR
31	Daniel Darko	WR
22	Kimani Donaldson	CB
3	Demario Douglas	WR
35	Tyren Dupree	LB
29	Ian Ector	CB
67	Ryan Eshleman	OL
8	Jimmy Faulks	CB
14	Chris Ferguson	QB
81	Noah Frith	WR
25	Gabe Fuster	LB
21	Micah Glaize	S
52	Jonathan Graham	OL
93	William Green	DT
78	Brian Hannibal	OL
7	Marcus Haskins	S
85	Trey Hatcher	TE
20	Troy Henderson	RB
12	Trevor Hobbs	TE
43	DJ Humes	LB
0	Johnny Huntley	TE
18	Ahmad Jackson	WR
88	Jerome Jackson	TE
55	Elijah James	DT
9	Amarii Jenkins	LB
54	Andrew Johns	LS
11	Durrell Johnson	DE

NO.	NAME	YEAR	POS.	HT.	WT.	HOMETOWN	H.S./PREVIOUS
34	Aaron Lovins	Fr.	S	5-11	190	Nashville, Tenn.	Brentwood Academy
35	Tyren Dupree	R-So.	LB	6-1	225	Leesburg, Ala.	Cherokee HS
36	Luke Bales	Fr.	RB	6-0	185	New Braunfels, Texas	New Braunfels Christian Academy
38	Cade Robinson	R-Fr.	S	6-1	190	Elizabethtown, Pa.	Elizabethtown HS
39	Russian Williams	Fr.	RB	5-6	160	Burke, Va.	Robinson HS
41	Austin Mock	R-Jr.	LS	6-2	245	Lynchburg, Va.	Liberty Christian Academy
42	Micaiah Overton	R-Fr.	DT	6-3	285	College Station, Texas	Bessemer Academy
43	DJ Humes	Fr.	LB	5-11	230	Pembroke Pines, Fla.	St. Thomas Aquinas
44	Austin Lewis	Jr.	DE	6-6	270	Jonesborough, Tenn.	David Crockett HS
46	Aidan Alves	R-Jr.	P	6-1	205	Dillsburg, Pa.	Northern York HS
48	Rashad Whitehead	Fr.	DE	6-2	265	Atlanta, Ga.	B.E.S.T. Academy
49	Mason Sarra	Fr.	K	5-7	195	Plainville, Conn.	Plainville HS
50	Chase Mitchell	Fr.	OL	6-4	320	Washington, Pa.	Washington HS
50	Henry Chibueze	R-So.	DT	6-3	350	Woodbridge, Va.	Woodbridge HS
52	Jonathan Graham	R-So.	OL	6-5	340	La Plata, Md.	La Plata HS
54	Andrew Johns	R-Fr.	LS	6-0	220	Clermont, Fla.	Foundation Academy
55	Brendan Schlittler	R-So.	OL	6-5	315	Eureka, Mo.	Eureka HS
55	Elijah James	Sr.	DT	6-5	300	Chicago, Ill.	Oswego East HS/Iowa Western CC
56	Will Buchanan	Fr.	OL	6-6	315	Asheville, N.C.	Christ School
57	Carl Poole	R-Fr.	LB	5-11	225	Danville, Va.	George Washington HS
58	Matt Terrell	R-Sr.	LB	6-4	240	Lynchburg, Va.	Liberty Christian Academy/JMU
59	Damian Bounds	R-Sr.	OL	6-1	290	Ellenwood, Ga.	Stockbridge HS
60	Gage Bassham	Fr.	OL	6-3	305	Abingdon, Va.	Lord Botetourt HS
63	Carter Bradley	R-So.	OL	6-2	310	Lynchburg, Va.	Liberty Christian Academy
64	Jacob Bodden	R-So.	OL	6-5	315	Hoover, Ala.	Hoover HS
65	Thomas Sargeant	R-Sr.	OL	6-1	295	Mechanicsville, Va.	Atlee HS
67	Ryan Eshleman	R-So.	OL	6-6	300	Lebanon, Pa.	Eastern Lebanon County HS
68	Tristan Schultz	Sr.	OL	6-4	305	Culver, Ind.	Culver Community HS/Fork Union
70	Boyd Rogish	R-Jr.	OL	6-3	285	York, Pa.	Homeschooled
73	BJ Wheat, Jr.	Fr.	OL	6-3	310	Lynchburg, Va.	E.C. Glass HS
74	Bryce Mathews	Sr.	OL	6-6	305	Franklin, Tenn.	Brentwood Academy/Ole Miss
75	Maisen Knight	R-Sr.	OL	6-4	300	Salt Lake City, Utah	Judge Memorial HS/Ventura
76	Nate Pena	R-Jr.	OL	6-1	315	Mooresville, N.C.	Lake Norman HS
77	Cooper McCaw	R-Jr.	OL	6-5	305	Southlake, Texas	Grapevine Faith CS
78	Brian Hannibal	Fr.	OL	6-2	290	Silver Spring, Md.	James Hubert Blake HS
79	John Kourtis	R-So.	OL	6-4	315	Toronto, Ontario, Canada	Canada Prep
81	Noah Frith	R-So.	WR	6-4	195	Woodstock, Ga.	Woodstock HS
82	D'Wayne Crawford	R-Fr.	WR	5-6	175	Concord, N.C.	CFA Academy/East Carolina
83	Carlos Poole	R-Fr.	WR	6-3	190	Danville, Va.	George Washington HS
84	JT Wood	R-So.	TE	6-1	240	Jacksonville, Fla.	Creekside HS
85	Trey Hatcher	So.	TE	6-2	260	Lynchburg, Va.	Liberty Christian Academy
86	Ed Ogle	R-Fr.	WR	5-9	180	Allentown, Pa.	Liberty Christian Academy
87	Brayden Monday	R-Fr.	TE	6-4	240	Waynesville, N.C.	Tuscola HS
88	Jerome Jackson	R-Jr.	TE	6-3	255	Fort Worth, Texas	Timber Creek HS
89	Cade Rowland	R-Fr.	WR	5-11	175	Freeport, Fla.	South Walton HS
90	Jason Stricker	R-Fr.	K/P	6-2	180	Waxhaw, N.C.	Marvin Ridge HS
90	Karsen Perkins	Fr.	DT	6-4	240	Concord, N.C.	NW Cabarrus HS
91	Kendy Charles	Fr.	DT	6-0	280	Orange Park, Fla.	Orange Park HS
91	Jake Brickell	R-Fr.	P	6-2	205	Franklin, Tenn.	Independence HS
92	Mason Wolk	R-Jr.	DT	6-2	265	Bedford, Va.	Liberty Christian Academy
93	William Green	R-Jr.	DT	6-5	310	Albany, Ga.	Westover HS/Georgia Military College
95	Alex Barbir	Sr.	K	5-9	220	Alpharetta, Ga.	South Forsyth HS/Penn State
96	Ike Okoye	Fr.	DE	6-2	210	Silver Spring, Md.	Wheaton HS
99	Ralfs Rusins	R-Sr.	DT	6-6	325	Carnikava, Latvia	Riga Hansa Secondary School

**ALPHABETICAL ROSTER**

No.	Name	Pos.
20	Jerome Jolly, Jr.	S
0	Tim Kidd-Glass	S
75	Maisen Knight	OL
79	John Kourtis	OL
44	Austin Lewis	DE
11	Jaivian Lofton	WR
1	Shedro Louis	RB
34	Aaron Lovins	S
8	Joshua Mack	RB
74	Bryce Mathews	OL
77	Cooper McCaw	OL
4	Chris Megginson	CB
50	Chase Mitchell	OL
41	Austin Mock	LS
87	Brayden Monday	TE
86	Ed Ogle	WR
96	Ike Okoye	DE
42	Micaiah Overton	DT
76	Nate Pena	OL
90	Karsen Perkins	DT
25	Peyton Pickett	RB
32	Aaron Pierre	LB
57	Carl Poole	LB
83	Carlos Poole	WR
16	Quinton Reese	CB
38	Cade Robinson	S
70	Boyd Rogish	OL
89	Cade Rowland	WR
99	Ralfs Rusins	DT
15	Jayod Sanders	DE
65	Thomas Sargeant	OL
49	Mason Sarra	K
55	Brendan Schlittler	OL
68	Tristan Schultz	OL
1	Javon Scruggs	S
2	Kevin Shaa	WR
21	Treon Sibley	WR
33	Stephen Sings V	DE
28	Chancellor Smith	CB
30	Tyron Staples	LB
23	Cedric Stone	S
90	Jason Stricker	K/P
5	DJ Stubbs	WR
12	Louis Taylor, III	S
58	Matt Terrell	LB
9	Juawan Treadwell	S
24	Aakil Washington	DE
73	B.J. Wheat, Jr.	OL
48	Rashad Whitehead	DE
39	Russian Williams	RB
7	Malik Willis	QB
92	Mason Wolk	DT
84	JT Wood	TE
13	CJ Yarbrough	WR
16	Mason Yost	TE

## BROADCAST NOTES

DATE	OPPONENT	TIME (EST)	RADIO	TV
Sept. 19	at Western Kentucky	Noon	 <small>LIBERTY FLAMES SPORTS NETWORK</small>	
Sept. 26	FIU	1 p.m.	 <small>LIBERTY FLAMES SPORTS NETWORK</small>	
Oct. 3	North Alabama	1 p.m.	 <small>LIBERTY FLAMES SPORTS NETWORK</small>	
Oct. 10	Louisiana-Monroe	1 p.m.	 <small>LIBERTY FLAMES SPORTS NETWORK</small>	
Oct. 17	at Syracuse	TBA	 <small>LIBERTY FLAMES SPORTS NETWORK</small>	
Oct. 24	Southern Miss	1 p.m.	 <small>LIBERTY FLAMES SPORTS NETWORK</small>	
Nov. 7	at Virginia Tech	TBA	 <small>LIBERTY FLAMES SPORTS NETWORK</small>	
Nov. 14	Western Carolina	1 p.m.	 <small>LIBERTY FLAMES SPORTS NETWORK</small>	
Nov. 21	at NC State	TBA	 <small>LIBERTY FLAMES SPORTS NETWORK</small>	
Dec. 5	at Coastal Carolina	TBA	 <small>LIBERTY FLAMES SPORTS NETWORK</small>	

## RADIO AFFILIATES

### Flagship Station:

Journey FM (88.3 FM WRVL)

Suffolk – 107.3 FM  
Virginia Beach – 98.3 FM  
Williamsburg – 100.1 FM  
Wytheville – 101.9 FM

### Network Affiliates:

#### Virginia

Charlottesville – 97.1 FM  
Clifton Forge – 90.9 FM  
Marion – 94.7 FM  
Newport News – 96.9 FM  
Pulaski/Roanoke – 106.5 FM  
Richmond – 94.9 FM  
Shenandoah Valley – 95.5 FM


#### North Carolina

Elizabeth City – 88.3 FM  
Norlina – 94.3 FM  
Roanoke Rapids – 91.1 FM  
Rocky Mount – 107.3 FM  
Zebulon – 90.5 FM

## PLAYERS BY HOME STATE/COUNTRY

Virginia	21
Florida	17
Georgia	11
North Carolina	11
Pennsylvania	8
Texas	7
Maryland	5
Tennessee	5
Alabama	3
California	3
Indiana	3
Illinois	2
Mississippi	2
South Carolina	2
Connecticut	1
Minnesota	1
Missouri	1
New York	1
Ohio	1
Utah	1
District of Columbia	1
Canada	1
Latvia	1

## FORMER FLAMES IN THE NFL



**#10 Antonio Gandy-Golden**  
Washington Football Team

### Position

Wide Receiver

### Height/Weight

6-4/223

### Years at Liberty

2016-19

### Year in NFL

Rookie

### How Acquired

4th Round (142nd pick)  
2020 NFL Draft

### 2020 Season Stats

1 catch, 3 yards

### Last Game

1 catch, 3 yards  
at Arizona

### Next Game

Sunday, Sept. 27  
at Cleveland  
1 p.m.

### Pronunciation Guide

1	Shedro (SHED-dro) Lewis	30	Tyron (Ty-RON) Staples
1	Javon (JAY-von) Scruggs	35	Tyren (Ty-WREN) Dupree (DO-pree)
2	Kevin Shaa (like AH)	42	Micaiah (Mick-EYE-uh) Overton
4	Chris Megginson (Megan-son)	43	D.J. Humes (like fumes)
5	Malik (Muh-LEAK) Caper	46	Aidan Alves (AL-vis)
7	Malik (Muh-LEAK) Willis	50	Henry Chibueze (Chi-BOO-zee)
9	Amarii (Uh-MAR-EE) Jenkins	55	Brendan Schlittler (SHLIT-ler)
9	Juawan (Juh-WAN) Treadwell	58	Matt Terrell (Tuh-Rell)
10	TreShaun (Tray-Shaun) Clark	60	Gage Bassham (BASH-um)
11	Jaivian (Jay-VEE-in) Lofton	64	Jacob Bodden (Bod-IN)
11	Durrell (Duh-RAIL) Johnson	70	Boyd Rogish (Row-GISH)
15	Jayod (JAY-odd) Sanders	75	Maisen (like Mason) Knight
17	Khaleb (Caleb) Coleman	79	John Kourtis (Curtis)
19	Brody Brumm (like drum)	86	Ed Ogle (OH-gull)
21	Treon (TREY-on) Sibley (SIB-lee)	90	Jason Stricker (rhymes with kicker)
21	Micah Glaize (like glaze)	91	Kendy (Ken-DEE) Charles
22	Kimani (Kim-on-E) Donaldson	91	Jake Brickell (Brick-uhl)
24	Aakil (Ah-KEEL) Washington	92	Mason Wolk (Walk)
25	Gabe Fuster (FOO-ster)	95	Alex Barbir (BAR-beer)
30	Michael Bollinger (Bowl-in-JER)	96	Ike Okoye (Oh-Koy-Ye)
		99	Ralphs Rusins (ROO-sins) (both are plural)



<b>YEAR AT LIBERTY</b>	<b>Second</b>
<b>ALMA MATER</b>	<b>Southern Miss, '92</b>
<b>WIFE</b>	<b>Jill</b>
<b>CHILDREN</b>	<b>Ragan, Jordan, &amp; Madison</b>

**4 Bowl Game Appearances ^ (3-1 Record)**

**2013 Grant Teaff FCA Coach of the Year**

**2011 Sun Belt Coach of the Year**

## THE FREEZE FILE

### HEAD COACH

	Overall		Conference	
	W	L	W	L
2020 - Liberty	1	0	0	0
2019 - Liberty	8	5	0	0
2016 - Ole Miss^	0	7	0	6
2015 - Ole Miss	10	3	6	2
2014 - Ole Miss^	1	4	0	3
2013 - Ole Miss^	1	5	0	5
2012 - Ole Miss^	0	6	0	5
2011 - Arkansas St.	10	2	8	0
2009 - Lambuth	12	1	6	0
2008 - Lambuth	8	4	4	1
<b>Career Totals</b>	<b>51</b>	<b>37</b>	<b>24</b>	<b>22</b>
<b>Liberty Totals</b>	<b>9</b>	<b>5</b>	<b>0</b>	<b>0</b>

^ Record does not reflect 27 total vacated wins during the 2012, 2013, 2014, and 2016 seasons and a bowl game appearance in 2012 (BBVA Compass Bowl)

## FREEZE IN BOWL GAMES

### 2019 Season - Liberty

**Cure Bowl - Dec. 21, 2019 (Orlando, Fla.)**  
Liberty 23, Georgia Southern 16

### 2015 Season - Ole Miss

**Sugar Bowl - Jan. 1, 2016 (New Orleans, La.)**  
Ole Miss 48, Oklahoma State 20

### 2014 Season - Ole Miss

**Peach Bowl - Dec. 31, 2014 (Atlanta, Ga.)**  
TCU 42, Ole Miss 3

### 2013 Season - Ole Miss

**Music City Bowl - Dec. 30, 2013 (Nashville, Tenn.)**  
Ole Miss 25, Georgia Tech 17



@CoachHughFreeze

### Additional Coaching Accolades

- » 2009 AFCA Southeast Region Coach of the Year
- » 2009 Mid-South Conference Coach of the Year
- » 5-time Region 8-AA Coach of the Year
- » 4-time Associated Press High School Coach of the Year

### Freeze's Liberty Tenure (2019) by the Numbers

- » 1 - Led the program to its first ever bowl game appearance and bowl game victory
- » 8 - Total wins during his first season at Liberty, the program's highest win total since 2014
- » 11 - Players named to the Phil Steele FBS Independent All-Conference teams
- » 21 - Nationally ranked passing offense (288.9 yards per game)
- » 32 - Nationally ranked total offense (439.4 yards per game)

### Freeze's Ole Miss Tenure (2012-16) by the Numbers

- » 1 - Top ranked scoring defense in the country in 2014 (16.0 points allowed per game)
- » 2 - Alabama's national ranking when Ole Miss defeated the Crimson Tide, 43-37, in Tuscaloosa, Ala., on Sept. 19, 2015 marking the Rebels' first road win in the series since 1988
- » 4 - Top 15 ranked recruiting classes, including top-five classes in 2013 and 2016
- » 7 - All-Americans coached during his time at Ole Miss
- » 11 - Ole Miss players selected in the NFL Draft during Freeze's coaching tenure, including three first-round selections in the 2016 NFL Draft
- » 18 - Number of times Ole Miss scored 40 or more points in a game during Freeze's coaching career with the Rebels, including six games with 50 or more points scored
- » 121 - Players who earned their degrees during Freeze's time as head coach
- » 2014 - Finalist for the Bear Bryant Award and the Dobb Trophy

### Freeze's Arkansas State Tenure (2011) by the Numbers

- » 1 - First 10-win season during Arkansas State's time as an FBS program
- » 13 - Players who earned All-Sun Belt Conference honors, including both the league's Offensive Player of the Year and Defensive Player of the Year

## The Road to Liberty



**Liberty**  
HEAD COACH  
2019 - Present



**Arizona Hotshots**  
OFF. COORDINATOR  
OCT. 2018-DEC. 2018



**Ole Miss**  
HEAD COACH  
2012-16



**Arkansas State**  
HEAD COACH  
2011  
OFF. COORDINATOR  
2010



**San Jose State**  
OFF. COORDINATOR  
DEC. 2009-FEB. 2010



**Lambuth**  
HEAD COACH  
2008-09



**Ole Miss**  
TE/RECRUITING  
2006-07  
ASST. AD  
2005

**OFFENSE**



**KENT AUSTIN** (Booth)  
*Co-Offensive Coordinator/Quarterbacks*  
**Hometown:** Natick, Mass.  
**Alma Mater:** Ole Miss, '85  
**Year in Coaching:** 18  
**Children:** Kendall, Cassidy,  
& Wesley



**MAURICE HARRIS** (Booth)  
*Co-Offensive Coordinator/Wide Receivers*  
**Hometown:** Memphis, Tenn.  
**Alma Mater:** Arkansas State, '98  
**Year in Coaching:** 22  
**Wife:** LaQuesha  
**Children:** Arami & Cortlynn



**BEN AIGAMAUA** (Field)  
*Tight Ends*  
**Hometown:** Leone, American Samoa  
**Alma Mater:** Lambuth, '10  
**Year in Coaching:** 11  
**Wife:** Kendra  
**Children:** Lily & Ben



**BRUCE JOHNSON** (Field)  
*Running Backs*  
**Hometown:** Phoenix, Ariz.  
**Alma Mater:** Arizona State, '99  
**Year in Coaching:** 23  
**Wife:** Michelle  
**Children:** Jaidyn, Brayden,  
& Aydin



**SAM GREGG** (Field)  
*Offensive Line*  
**Hometown:** Amory, Miss.  
**Alma Mater:** Murray State, '02  
**Year in Coaching:** 18  
**Wife:** Mandy  
**Child:** Britt

**DEFENSE/SPEC. TEAMS**



**SCOTT SYMONS** (Booth)  
*Defensive Coordinator/Linebackers*  
**Hometown:** Hurst, Texas  
**Alma Mater:** Lindenwood, '08  
**Year in Coaching:** 13  
**Wife:** Kristen  
**Children:** Peyton, Hudson,  
& Rhett



**JOSH ALDRIDGE** (Field)  
*Defensive Line*  
**Hometown:** Jackson, Tenn.  
**Alma Mater:** Harding, '12  
**Year in Coaching:** 8  
**Wife:** Jessica  
**Children:** Braxton & Nora



**RICKEY HUNLEY** (Field)  
*Cornerbacks*  
**Hometown:** Kansas City, Mo.  
**Alma Mater:** Drake, '05  
**Year in Coaching:** 16  
**Wife:** Nakisha  
**Children:** Taylor, Raegan,  
& Kamyryn



**COREY BATOON** (Booth)  
*Safeties*  
**Hometown:** Honolulu, Hawaii  
**Alma Mater:** Long Beach St., '91  
**Year in Coaching:** 30  
**Wife:** Stacy  
**Children:** Brandy & Summer




**TANNER BURNS** (Field)  
*Special Teams Coordinator*  
**Hometown:** San Jose, Calif.  
**Alma Mater:** Ole Miss, '12  
**Year in Coaching:** 8  
**Wife:** Becca  
**Child:** Blakely

**QB**



**#7 • QB • MALIK WILLIS • 6-1 • 215 • R-JR.**

- Carried 21 times for 168 yards (school record for QB) and three touchdowns in first career start at Western Kentucky
- Completed 13-of-21 passes for 133 yards at WKU
- Broke off long run of 51 yards in third quarter against WKU and averaged 8.0 yards per carry in the contest
- Made first start since high school in the Flames' 30-24 win over the Hilltoppers
- Sat out 2019 season due to NCAA transfer rules, transferred to Liberty from Auburn after spending two seasons with the Tigers (2017 and 2018)



**#14 • QB • CHRIS FERGUSON • 6-3 • 230 • SR.**

- Transferred to Liberty from Maine and was a mid-year enrollee who participated in Liberty's 2020 spring football workouts
- Played for three years at Maine, finishing his career for the Black Bears with 5,157 passing yards and 34 touchdowns
- Appeared in 23 contests and completed 415-of-733 passing attempts while averaging 224.2 passing yards per game
- Maine Scholar-Athlete Bronze Medalist, Maine Scholar-Athlete Rising Star, five-time CAA All-Academic team and 2018 CAA conference champions
- Younger sister Lizzy Ferguson is a member of Liberty women's lacrosse and older sister Danielle Gillen serves as Liberty's Director of Sports Nutrition



**#8 • RB • JOSHUA MACK • 5-11 • 200 • R-SR.**

- Tallied 23 carries for 100 yards in Liberty's season-opening win at Western Kentucky, his fourth career 100-yard game in a Flames uniform
- Finished his first season with the Flames in 2019 rushing for 792 yards on 136 carries with seven rushing touchdowns
- 2019 Phil Steele FBS Independent All-Conference second team
- Played for two years at Maine, rushing for 2,047 yards on 383 carries (5.3 yards per carry) and 15 touchdowns
- 2017 Walter Payton Award finalist and ranked No. 1 in the country (FCS) in 2017 in rushing yards per game (133.5)



**#25 • RB • PEYTON PICKETT • 5-8 • 220 • R-SR.**

- Had eight carries for 52 yards (6.5 yards per carry) in Liberty's victory at Western Kentucky to open the 2020 campaign
- Has totaled 134 carries for 558 yards and 11 rushing touchdowns and 15 catches for 111 yards in two seasons with the Flames
- Finished last season's Hampton game with a season-high six carries for 19 yards, including a one-yard rushing touchdown
- Has seen playing time in 25 of 26 games career games at Liberty
- Ranked second on the team with 110 carries for 457 yards and nine touchdowns as a redshirt sophomore in 2018




**#1 • RB/RS • SHEDRO LOUIS • 5-8 • 175 • SO.**

- Carried the ball four times for 41 yards and scored a 29-yard rushing touchdown in Liberty's 2020 season opener at Western Kentucky
- Had two kick returns for 58 yards at WKU, including a 34-yard return
- Saw playing time in 11 of Liberty's 13 games as a true freshman
- 2019 Phil Steele FBS Independent All-Conference first team
- Had a 97-yard kickoff return for a touchdown against Maine and was one of 39 FBS players in the country with a kickoff return touchdown in 2019



**#5 • WR/RS • DJ STUBBS • 5-9 • 185 • SR.**

- Opened the 2020 campaign with two catches for 21 yards at WKU
- Finished the 2019 season second on the team with 401 receiving yards and three TDs and has 1,082 career receiving yards and four TDs
- Scored Liberty's first TD of 2019 on a 12-yard pass from QB Stephen Calvert and finished the Louisiana game with five receptions for 52 yards



**#13 • WR • CJ YARBROUGH • 6-3 • 205 • R-FR.**

- Started first career game at Western Kentucky, making two catches for a team-high 53 receiving yards
- Redshirted in 2019 after playing in four games
- Finished 2019 season with six receptions for 124 yards
- Four catches for season-best 83 yards at Virginia in 2019



**#81 • WR • NOAH FRITH • 6-4 • 195 • R-SO.**

- Did not play in Liberty's season opener at Western Kentucky due to injury
- Saw playing time in nine games in 2019, starting the last seven contests
- Finished season with 15 receptions for 291 yards and three touchdowns
- Recorded career-long 53-yard reception versus New Mexico
- Had his first career TD reception for 14 yards in a win over Maine



**#2 • WR • KEVIN SHAA • 5-11 • 165 • R-SR.**

- Started 2020 season opener and had three catches for 22 yards at WKU
- Has 29 career catches for 398 yards and two TDs with the Flames in 2019
- Ranked third on Liberty's roster in receptions (26) and receiving yards (346) and one of six players on team with multiple TD receptions
- Notched first career touchdown against Buffalo (33 yards) in 2019



**#3 • WR • DEMARIO DOUGLAS • 5-8 • 165 • R-FR.**

- Notched two punt returns for 23 yards in season opener at Western Kentucky, including a 17-yard return
- Redshirted after playing four games during the 2019 season
- Finished season with nine catches for 136 yards and a touchdown
- Tallied four receptions for 85 yards and a touchdown at UMass



**#0 • TE • JOHNNY HUNTLEY • 6-3 • 240 • R-SR.**


- Started at tight end in the Flames' season opener at Western Kentucky
- Appeared in 12 Liberty's 13 contests during 2019 season
- Led all Liberty tight ends with 196 receiving yards in 2019
- Tallied two receptions for 90 yards and his only touchdown catch of the season (57 yards) in Liberty's Cure Bowl win over Georgia Southern

**RB**

**WR**


**TE**

**OFFENSIVE LINEMEN/KICKER**



**#68 • LT • TRISTAN SCHULTZ • 6-4 • 305 • SR.**

- Started season opener at WKU, helping Liberty amass 354 rushing yards
- Saw playing time in all 13 games at left tackle in 2019 and has appeared in 35 career contests (24 starts)



**#59 • LG • DAMIAN BOUNDS • 6-1 • 290 • R-SR.**

- Started all 13 games at left guard in 2019 and has appeared in 33 career games
- Graded out at 88.7 percent in 2019
- Helped Liberty rank No. 21 in nation in passing yards per game (288.9) in 2019



**#65 • C • THOMAS SARGEANT • 6-1 • 295 • R-SR.**

- Started season opener at WKU, helping Liberty to 354 rushing yards
- Started all 13 games in 2019 and has started all 37 games during his Liberty career



**#55 • RG • BRENDAN SCHLITTLER • 6-5 • 315 • R-SO.**

- Started season opener at WKU (first career start), helping Liberty amass 354 rushing yards
- Saw playing time in all 13 games in 2019 as a backup right guard



**#77 • RT • COOPER MCCAWE • 6-5 • 305 • R-JR.**

- Started season opener at WKU (first career start), helping Liberty amass 354 rushing yards
- Saw playing time in all 13 games as a backup at right tackle in 2019 and appeared in all 25 games of his first two seasons



**#95 • K • ALEX BARBIR • 5-9 • 220 • SR.**

- Converted 1-of-2 field goals and 3-of-4 PATS in season opener at Western Kentucky
- Has been a Liberty student since 2018 but just joined the football team in 2020
- Spent the 2016 and 2017 seasons at Penn State

**0 JOHNNY HUNTLEY, TE**

Receptions: 2, 3 times (last vs. Ga. Southern, 12-21-19)  
 Receiving yards: 90, vs. Ga. Southern, 12-21-19  
 Receiving TDs: 1, vs. Ga. Southern, 12-21-19  
 Long reception: 57, vs. Ga. Southern, 12-21-19

**1 SHEDRO LOUIS, RB/RS**

Rush attempts: 4, at Western Kentucky, 09-19-20  
 Rush yards: 41, at Western Kentucky, 09-19-20  
 Rush TDs: 1, at Western Kentucky, 09-19-20  
 Long rush: 29, at Western Kentucky, 09-19-20  
 Receptions: 2, vs. Buffalo, 09-14-19  
 Receiving yards: 15, vs. Buffalo, 10-19-19  
 Receiving TDs: 15, vs. Maine, 10-19-19  
 Long reception: 97 (TD), vs. Maine, 10-19-19  
 Long kick return: 1, vs. Hampton, 09-21-19

**2 KEVIN SHAA, WR**

Receptions: 5, vs. New Mexico, 09-28-19  
 Receiving yards: 89, at Rutgers, 10-26-19  
 Receiving TDs: 1, vs. Maine, 10-19-19  
 Long reception: 48, vs. Old Dominion, 09-01-18

**3 DEMARIO DOUGLAS, WR**

Receptions: 4, at UMass, 11-02-19  
 Receiving yards: 85, at UMass, 11-02-19  
 Receiving TDs: 1, at UMass, 11-02-19  
 Long reception: 45, at UMass, 11-02-19  
 Long kick return: 17, at Western Kentucky, 09-19-20

**5 DJ STUBBS, WR**

Receptions: 11, at New Mexico State, 10-06-18  
 Receiving yards: 155, vs. Old Dominion, 09-01-18  
 Receiving TDs: 1, 4 times (last at UMass, 11-02-19)  
 Long reception: 55, vs. Old Dominion, 09-01-18  
 Long kick return: 71, vs. Morehead State, 09-09-17  
 Long punt return: 60, at New Mexico State, 10-06-18

**6 JOHNATHAN BENNETT, QB**

Completions: 1, at Louisiana, 09-07-19  
 Attempts: 3, vs. Syracuse, 08-31-19  
 Passing TDs: 7, at Louisiana, 09-07-19  
 Long completion: 7, at Louisiana, 09-07-19  
 Rush attempts: 1, vs. Syracuse, 08-31-19  
 Rush yards: 2, vs. Syracuse, 08-31-19  
 Long rush: 2, vs. Syracuse, 08-31-19

**7 MALIK WILLIS, QB**

Completions: 13, at Western Kentucky, 09-19-20  
 Attempts: 21, at Western Kentucky, 09-19-20  
 Passing TDs: 133, at Western Kentucky, 09-19-20  
 Long completion: 32, at Western Kentucky, 09-19-20  
 Rush attempts: 21, at Western Kentucky, 09-19-20  
 Rush yards: 168, at Western Kentucky, 09-19-20  
 Rush TDs: 3, at Western Kentucky, 09-19-20  
 Long rush: 51, at Western Kentucky, 09-19-20

**8 JOSHUA MACK, RB**

Rush attempts: 23, at Western Kentucky, 09-19-20  
 Rush yards: 118, vs. New Mexico State, 11-30-19  
 Rush TDs: 2, at Rutgers, 10-26-19  
 Long rush: 63, vs. New Mexico State, 11-30-19  
 Receptions: 3, at BYU, 11-09-19  
 Receiving yards: 64, at New Mexico State, 10-05-19  
 Receiving TDs: 3, vs. Maine, 10-19-19  
 Long reception: 62, at UMass, 11-02-19

**11 JAIVIAN LOFTON, WR**

Receptions: 1, at Western Kentucky, 09-19-20  
 Receiving yards: 8, at Western Kentucky, 09-19-20  
 Receiving TDs: 8, at Western Kentucky, 09-19-20  
 Long reception: 8, at Western Kentucky, 09-19-20

**13 CJ YARBROUGH, WR**

Receptions: 4, at Virginia, 11-23-19  
 Receiving yards: 83, at Virginia, 11-23-19  
 Receiving TDs: 47, at Virginia, 11-23-19  
 Long reception: 47, at Virginia, 11-23-19

**14 CHRIS FERGUSON, QB**

Completions: \_\_\_\_\_  
 Attempts: \_\_\_\_\_  
 Passing TDs: \_\_\_\_\_  
 Passing yards: \_\_\_\_\_  
 Long completion: \_\_\_\_\_  
 Rush attempts: \_\_\_\_\_  
 Rush yards: \_\_\_\_\_  
 Rush TDs: \_\_\_\_\_  
 Long rush: \_\_\_\_\_

**17 KHALEB COLEMAN, WR**

Receptions: 7, vs. Idaho State, 10-20-18  
 Receiving yards: 56, vs. Idaho State, 10-20-18  
 Receiving TDs: 1, vs. Troy, 10-13-18  
 Long reception: 29, vs. Troy, 10-13-18

**19 BRODY BRUMM, WR**

Receptions: 2, at Western Kentucky, 09-19-20  
 Receiving yards: 22, at Virginia, 11-23-19  
 Receiving TDs: 22, at Virginia, 11-23-19  
 Long reception: 22, at Virginia, 11-23-19

**20 TROY HENDERSON, RB**

Rush attempts: 4, vs. Hampton, 09-21-19  
 Rush yards: 63, vs. Hampton, 09-21-19  
 Rush TDs: 1, vs. Hampton, 09-21-19  
 Long rush: 59, vs. Hampton, 09-21-19  
 Long kick return: 26, at UMass, 11-02-19  
 Long punt return: \_\_\_\_\_

**25 PEYTON PICKETT, RB**

Rush attempts: 17, at Virginia, 11-10-18  
 Rush yards: 117, vs. Troy, 10-13-18  
 Rush TDs: 2, 3 times (last vs. Idaho State, 10-20-18)  
 Long rush: 53, vs. Old Dominion, 09-01-18  
 Long reception: 56, at Virginia, 11-23-19

**33 FRANK BOYD, RB**

Rush attempts: 16, at UMass, 11-03-18  
 Rush yards: 83, at UMass, 11-03-18  
 Rush TDs: 3, at UMass, 11-03-18  
 Long rush: 20, vs. Norfolk State, 12-01-18

**81 NOAH FRITH, WR**

Receptions: 3, at BYU, 11-09-19  
 Receiving yards: 53, vs. New Mexico, 09-28-19  
 Receiving TDs: 1, 3 times (last vs. New Mexico St., 11-30-19)  
 Long reception: 53, vs. New Mexico, 09-28-19

**88 JEROME JACKSON, TE**

Receptions: 1, 5 times (last at Western Kentucky, 09-19-20)  
 Receiving yards: 15, at Western Kentucky, 09-19-20  
 Receiving TDs: 1, at UMass, 11-02-19  
 Long reception: 15, at Western Kentucky, 09-19-20


**95 ALEX BARBIR, K**

Points scored: 6, at Western Kentucky, 09-19-20  
 PATs made: 3, at Western Kentucky, 09-19-20  
 FGs made: 1, at Western Kentucky, 09-19-20  
 Long field goal: 24, at Western Kentucky, 09-19-20

**BIRTHDAY CHART**

September		
Date	Player	Game Day
13	Amarii Jenkins	
21	Ahmad Jackson	
22	Daniel Darko	
23	Noah Frith	
25	Marcus Haskins	
October		
Date	Player	Game Day
1	Luke Bales	
2	D'Wayne Crawford	
3	Carl Poole	North Alabama
3	Carlos Poole	North Alabama
7	Gage Bassham	
11	JT Wood	
13	Micah Glaize	
13	Jerome Jolly, Jr.	
16	Chris Megginson	
16	Ed Ogle	
19	Russian Williams	
20	Tyren Dupree	
21	Jaivian Lofton	
26	Stephen Sings V	
27	Cedric Stone	
28	Will Bowers	
November		
Date	Player	Game Day
1	Shedro Louis	
1	Javon Scruggs	
8	Karsen Perkins	
10	Kevin Shaa	
11	Matt Terrell	
20	Ike Okoye	
20	Ralfs Rusins	
21	Isaiah Avery	NC State
21	Mason Yost	NC State
28	DJ Humes	
30	Malik Caper	
30	Aaron Lovins	
December		
Date	Player	Game Day
4	Jonathan Graham	
8	Demario Douglas	
21	Henry Chibueze	
26	Tristan Schultz	
27	Ryan Eshleman	
28	Jimmy Faulks	
30	Johnny Huntley	
31	Deon Biggins	

DT



**#10 • DE • TRESHAUN CLARK • 6-1 • 235 • SO.**

- Started in season opener at Western Kentucky, totaling three tackles and one tackle for loss (six yards)
- Saw playing time in all 13 games as a true freshman, starting the last seven games at defensive end
- 2019 Phil Steele FBS Independent All-Conference first team
- Finished the season with 39 tackles (25 solo, 14 assisted), 8.5 tackles for a loss (29 yards), 5.5 sacks (24 yards) and a forced fumble
- Posted a season-high eight tackles and a seven-yard sack in Liberty's Cure Bowl win over Georgia Southern



**#11 • DE • DURRELL JOHNSON • 6-4 • 235 • JR.**

- Started in season opener at Western Kentucky, totaling six tackles, one tackle for a loss and a pass breakup in his Flames debut
- Mid-year enrollee who took part in Liberty's 2020 spring football workouts
- Transferred to Liberty from ASA College in Brooklyn, N.Y. where he was a two-time all-conference honoree
- JUCO All-American
- Named a Super 22 Athlete and a BTC All-Star at Overlea High School in Baltimore, Md.



**#55 • DT • ELIJAH JAMES • 6-5 • 300 • SR.**

- Made first career start on Saturday at Western Kentucky and has appeared in all 14 contests since joining Liberty
- Finished 2019 season with 19 tackles (seven solo, 12 unassisted) and added 1.5 tackles for a loss and one quarterback hurry
- Totaled three tackles (two assisted) during Liberty's win over Georgia Southern in the Cure Bowl
- Transferred to Liberty after two years at Iowa Western Community College
- Helped Iowa Western go 21-2 with two Region XI titles and a pair of Graphic Edge Bowl triumphs in two years



**#99 • DT • RALFS RUSINS • 6-6 • 325 • R-SR.**

- Started at nose guard in season opener at Western Kentucky, totaling three tackles, one sack (one yard) and one tackle for loss (one yard)
- Started all 13 games at nose guard in 2019 and has appeared in 39 career contests for the Flames
- Had a career year in 2019, ranking fourth on the team with 60 tackles (15 solo, 45 assisted)
- Ranked third on the team in tackles for a loss (6.5) and added 2.0 sacks in 2019
- Opened the season with a career-high nine tackles against No. 22 Syracuse and had a five-yard sack

LB



**#6 • LB • ANTHONY BUTLER • 6-1 • 230 • SR.**

- Had 1.5 tackles for a loss (five yards) and five tackles in his Liberty debut at Western Kentucky on Saturday
- Mid-year enrollee who took part in Liberty's 2020 spring football workouts
- Transferred to Liberty from Charlotte, where he saw playing time in 36 contests (16 starts)
- Tallied 146 tackles (61 solo, 85 assisted), 10.5 tackles for a loss, 3.5 sacks and four pass breakups for the 49ers
- Two-time All-MECKA 4A Conference player and 2014 Charlotte Observer third team defensive back from Zebulon B. Vance High School



**#32 • LB • AARON PIERRE • 6-0 • 225 • R-JR.**

- Started at linebacker in season opener at Western Kentucky and made four solo tackles in the game
- Did not see any playing time in 2019 and appeared in all 12 games in 2018
- Had 10 tackles (two solo, eight assisted) as a redshirt freshman in 2018
- Made a career-high eight tackles at Army in 2018




**#2 • CB • EMMANUEL DABNEY • 6-0 • 180 • SR.**

- Made one tackle in 2020 season opener at Western Kentucky
- Saw playing time in nine of Liberty's 13 games in first season with Flames
- Finished season with 11 tackles (eight solo, three assisted) and two pass breakups
- Competed for Hinds Community College for two seasons (2017, 2018)




**#16 • CB • QUINTON REESE • 6-0 • 185 • FR.**

- Started at cornerback in season opener at Western Kentucky and made two tackles (one solo, one assisted) in the game
- First true freshman to start first game of career on defense for Liberty in the last 20 years
- Three-star recruit as ranked by 247Sports.com



**#0 • S • TIM KIDD-GLASS • 6-1 • 200 • R-SR.**

- Missed season opener at Western Kentucky due to injury
- Sat out 2019 season due to NCAA transfer rules
- Transferred to Liberty after competing for NC State for three seasons
- Saw playing time in 33 games, including nine starts during the 2017 season, and made 68 career tackles to go with two forced fumbles



**#1 • S • JAVON SCRUGGS • 5-11 • 180 • JR.**

- Started season opener at Western Kentucky and totaled five tackles
- Saw playing time in 12 games with 11 starts in 2019 and has appeared in 25 career games
- Had 58 tackles, 4.5 tackles for a loss, three pass breakups, two interceptions and a fumble recovery in 2019



**#17 • S • BENJAMIN ALEXANDER • 6-1 • 190 • R-SR.**

- Started season opener at Western Kentucky and made a team-best seven tackles in the contest
- Saw playing time in 12 of 13 games in 2019 and has appeared in 35 career games for the Flames
- Made 19 tackles (nine solo, 10 assisted) in 2019


DB

**KEY RESERVES/PUNTER**



**#44 • DE • AUSTIN LEWIS • 6-6 • 270 • JR.**

- Appeared in 12 of Liberty's 13 games in 2019 and finished year with 33 tackles, 5.5 tackles for a loss and 1.5 sacks
- Football Writers Association of America (FIAA) Freshman All-American in 2018, first player in program history to earn All-America honors at the FBS level



**#15 • DE • JAYOD SANDERS • 6-3 • 240 • SR.**

- Saw playing time in 11 of 13 games in 2019 and has 31 career appearances for the Flames
- Had 13 tackles, 5.5 tackles for a loss, 4.0 sacks and a pass breakup during 2019 campaign
- Started 2018 opener vs. Old Dominion, Liberty's first FBS game




**#57 • LB • CARL POOLE • 5-11 • 225 • R-FR.**

- Redshirted after playing in two games in 2019
- Appeared in Liberty's wins over Hampton and UMass
- Had 405 career tackles in high school
- Tallied 150 tackles, 12 sacks, 10 touchdowns and eight forced fumbles as a high school senior



**#4 • CB • CHRIS MEGGINSON • 6-0 • 185 • SO.**

- Made first career start at cornerback in season opener at Western Kentucky and made five tackles
- Appeared in all 13 games as a true freshman in 2019
- Finished the year with 14 tackles (10 solo, four assisted) and two pass breakups



**#9 • S • JUAWAN TREADWELL • 6-0 • 195 • JR.**

- Made Liberty debut against Western Kentucky, tallying two assisted tackles and 0.5 tackles for a loss (three yards)
- Transferred to Liberty from Independence CC in Kansas
- Younger brother of Laquon Treadwell, who has played for the Minnesota Vikings (2016-19) and Atlanta Falcons (2020)



**#46 • P • AIDAN ALVES • 6-1 • 205 • R-JR.**

- Had two punts for 88 yards (44.0 ypp) in 2020 season opener
- Liberty's starting punter for all 13 games in 2019 and all 12 games in 2018, 2019 Ray Guy Award watch list member
- Put on scholarship after averaging 45.5 ypp vs. Hampton (2019)
- Averaged 40 or more yards per punt in nine games in 2019

**0 TIM KIDD-GLASS, S**

Interceptions: \_\_\_\_\_  
 Long interception return: \_\_\_\_\_  
 Tackles: \_\_\_\_\_  
 Sacks: \_\_\_\_\_  
 Tackles for loss: \_\_\_\_\_

**1 JAVON SCRUGGS, S**

Interceptions: 1, vs. Ga. Southern, 12-21-19  
 1, at New Mexico St., 10-05-19  
 Long interception return: 72, at New Mexico St., 10-05-19  
 Tackles: 10, at Rutgers, 10-26-19  
 Sacks: 0.5, at Virginia, 11-23-19  
 Tackles for loss: 2.5, at BYU, 11-09-19

**2 EMANUEL DABNEY, CB**

Interceptions: \_\_\_\_\_  
 Long interception return: \_\_\_\_\_  
 Tackles: 4, vs. New Mexico St., 11-30-19  
 Sacks: \_\_\_\_\_  
 Tackles for loss: 0.5, at BYU, 11-09-19

**4 CHRIS MEGGINSON, CB**

Interceptions: \_\_\_\_\_  
 Long interception return: \_\_\_\_\_  
 Tackles: 5, at Western Kentucky, 09-19-20

**6 ANTHONY BUTLER, LB**

Tackles: 5, at Western Kentucky, 09-19-20  
 Sacks: \_\_\_\_\_  
 Tackles for loss: 1.5, at Western Kentucky, 09-19-20

**7 MARCUS HASKINS, S**

Interceptions: \_\_\_\_\_  
 Long interception return: \_\_\_\_\_  
 Tackles: 2, at Western Kentucky, 09-19-20

**8 JIMMY FAULKS, CB**

Interceptions: 1, vs. New Mexico, 09-28-19  
 1, vs. Indiana St., 09-16-17  
 Tackles: 5, at Gardner-Webb, 10-28-17

**9 JUAWAN TREADWELL, S**

Interceptions: \_\_\_\_\_  
 Long interception return: \_\_\_\_\_  
 Tackles: 2, at Western Kentucky, 09-19-20  
 Sacks: \_\_\_\_\_  
 Tackles for loss: 0.5, at Western Kentucky, 09-19-20

**10 TRESHAUN CLARK, DL**

Tackles: 8, vs. Ga. Southern, 12-21-19  
 Sacks: 2.0, at New Mexico State, 10-05-19  
 Tackles for loss: 2.5, at New Mexico State, 10-05-19

**11 DURRELL JOHNSON, DL**

Tackles: 6, at Western Kentucky, 09-19-20  
 Sacks: \_\_\_\_\_  
 Tackles for loss: 1.0, at Western Kentucky, 09-19-20

**15 JAYOD SANDERS, DL**

Tackles: 3, 3 times (last vs. Maine, 10-19-19)  
 Sacks: 2.0, vs. Maine, 10-19-19  
 Tackles for loss: 3.0, vs. Maine, 10-19-19

**16 QUINTON REESE, CB**

Interceptions: \_\_\_\_\_  
 Long interception return: \_\_\_\_\_  
 Tackles: 2, at Western Kentucky, 09-19-20

**17 BENJAMIN ALEXANDER, S**

Interceptions: \_\_\_\_\_  
 Long interception return: \_\_\_\_\_  
 Tackles: 8, vs. Ga. Southern, 12-21-19  
 Tackles for loss: 1.0, vs. Ga. Southern, 12-21-19

**18 ISAIAH AVERY, CB**

Interceptions: \_\_\_\_\_  
 Long interception return: \_\_\_\_\_  
 Tackles: 5, vs. Hampton, 09-21-19

**21 MICAH GLAIZE, S**

Tackles: 5, vs. Maine, 10-19-19  
 Sacks: \_\_\_\_\_  
 Tackles for loss: \_\_\_\_\_

**32 AARON PIERRE, LB**

Tackles: 8, at Army, 09-08-18  
 Sacks: \_\_\_\_\_  
 Tackles for loss: 0.5, at Army, 09-08-18

**35 TYREN DUPREE, LB**

Tackles: 6, at Rutgers, 10-26-19  
 Sacks: 1.0, at UMass, 11-02-19  
 1.0, at New Mexico State, 10-05-19  
 Tackles for loss: 1.0, at UMass, 11-02-19  
 1.0, at New Mexico State, 10-05-19

**44 AUSTIN LEWIS, DL**

Tackles: 8, at Army, 09-08-18  
 Sacks: 1.0, 4 times (last vs. Maine, 10-19-19)  
 Tackles for loss: 2.0, vs. Idaho State, 10-20-18

**55 ELIJAH JAMES, DL**

Tackles: 4, at Louisiana, 09-07-19  
 Sacks: \_\_\_\_\_  
 Tackles for loss: 1.0, at Virginia, 11-23-19

**99 RALFS RUSINS, DL**

Tackles: 9, vs. New Mexico, 09-28-19  
 9, vs. Syracuse, 08-31-19  
 Sacks: 1.0, 3 times (last at Western Kentucky, 09-19-20)  
 Tackles for loss: 1.5, vs. Maine, 10-19-19  
 1.5, vs. New Mexico, 09-28-19

**46 AIDAN ALVES, P**

Punts: 9, vs. New Mexico State, 11-24-18  
 9, vs. Troy, 10-13-18  
 Long Punt: 73, vs. Hampton, 09-21-19  
 73, vs. Idaho State, 10-20-18

**ALL-TIME 50-YARD FIELD GOALS IN WILLIAMS STADIUM HISTORY**

Distance	Kicker	Team	Opponent	Date
60	John Lunsford	Liberty	Richmond	10/4/14
57	John Lunsford	Liberty	Kennesaw State	10/24/15
57	John Lunsford	Liberty	Bryant	9/20/14
56	Nick Terracina	YSU	Liberty	9/27/03
53	Andrew Foster	Morehead St.	Liberty	9/9/17
52	Andrew Shelley	New Mexico	Liberty	9/28/19
52	John Lunsford	Liberty	Delaware State	9/5/15
52	Dave Ettinger	Hofstra	Liberty	11/15/97
52	Daniel Whitehead	Liberty	Catawba	10/22/94
51	Alex Probert	Liberty	New Mexico State	11/24/18
51	Alex Probert	Liberty	Robert Morris	10/1/16
51	John Lunsford	Liberty	Charleston So.	11/15/14
50	Tyler Sumpter	Troy	Liberty	10/13/18
50	Matt Bevins	Liberty	Stony Brook	11/20/10

**2020 SPECIAL TEAMS TACKLES**

Player	Total	Kickoff	Punt
#21 Micah Glaize	2	2	0
#4 Chris Megginson	1	0	1
#28 Chancellor Smith	1	1	0
#19 Brody Brumm	0.5	0.5	0
#9 Juawan Treadwell	0.5	0.5	0
<b>Total</b>	<b>5</b>	<b>4</b>	<b>1</b>

**LIBERTY'S 2020 SCORING DRIVES**

Opponent	Plays-Yds.	TOP	Qtr	Scoring Play
Western Kentucky	5-52	2:02	1	Willis 4-yard run
Western Kentucky	14-70	4:36	1	Barbir 24-yard field goal
Western Kentucky	11-65	4:41	2	Willis 4-yard run
Western Kentucky	4-85	1:43	3	Louis 29-yard run
Western Kentucky	6-57	3:17	4	Willis 18-yard run

Longest scoring drive (plays) - 14 at Western Kentucky (09-19-20)  
 Longest scoring drive (yards) - 85 at Western Kentucky (09-19-20)  
 Longest scoring drive (time) - 4:41 at Western Kentucky (09-19-20)  
 Shortest scoring drive (plays) - 4 at Western Kentucky (09-19-20)  
 Shortest scoring drive (yards) - 52 at Western Kentucky (09-19-20)  
 Shortest scoring drive (time) - 1:43 at Western Kentucky (09-19-20)

**2020 Pass Plays of 20+ Yards (2)**

Quarterback	No.	Long
#7 Malik Willis	2	32

Receiver	No.	Long
#13 CJ Yarbrough	2	32

**2020 Run Plays of 20+ Yards (3)**

Rusher	No.	Long
#7 Malik Willis	1	51
#1 Shedro Louis	1	29
#8 Joshua Mack	1	26

**Career 100+ Yard Rushing Games**

**#8 Joshua Mack (4)**

Date	Opponent	No.	Yds	TD
10/5/19	New Mexico State	16	113	1
10/26/19	Rutgers	11	109	2
11/30/19	New Mexico State	16	118	1
9/19/20	Western Kentucky	23	100	0

**#7 Malik Willis (1)**

Date	Opponent	No.	Yds	TD
9/19/20	Western Kentucky	21	168	3

**#25 Peyton Pickett (1)**

Date	Opponent	No.	Yds	TD
11/11/18	Virginia	17	117	1

**Career 100+ Yard Receiving Games**

**#5 DJ Stubbs (3)**

Date	Opponent	No.	Yds	TD
9/1/18	Old Dominion	7	155	1
10/6/18	New Mexico State	11	115	0
10/20/18	Idaho State	8	108	0

**2020 TURNOVER TABLE**

2020	Takeaways	Pts.	Giveaways	Pts.
Western Ky.	0	0	0	0
<b>Total</b>	<b>0</b>	<b>0</b>	<b>0</b>	<b>0</b>

LU Turnover Margin: 0  
 National Rankings:  
 -Turnover Margin: No. 27 (0.00)  
 -Turnovers Gained: N/A (0)

**LIBERTY TEAM**

50+ Points	63 at UMass, Nov. 2, 2019
60+ Points	63 at UMass, Nov. 2, 2019
70+ Points	73 vs. Kentucky Wesleyan, Sept. 28, 2013
Was shut out	vs. Syracuse, Aug. 31, 2019 (0-24)
Shut a team out at home	Gardner-Webb, Oct. 25, 2014 (34-0)
Shut out a conf. opponent at home	Gardner-Webb, Oct. 25, 2014 (34-0)
Shut a team out on the road	Presbyterian, Nov. 5, 2016 (16-0)
Shut out a conf. opponent on the road	Presbyterian, Nov. 5, 2016 (16-0)
Overtime game	at UMass, Nov. 3, 2018 (lost 59-62 in 3OT)
30+ first downs	31 at UMass, Nov. 2, 2019
50+ rushing attempts	58 at Western Kentucky, Sept. 19, 2020
60+ rushing attempts	61 vs. Charleston So., Oct. 30, 2004
200+ Yards Rushing	354 at Western Kentucky, Sept. 19, 2020
300+ Yards Rushing	354 at Western Kentucky, Sept. 19, 2020
400+ Yards Rushing	429 at Presbyterian, Oct. 13, 2012
Less than 100 Yards Rushing	79 at Virginia, Nov. 23, 2019
Less than 50 Yards Rushing	-4 vs. Syracuse, Aug. 31, 2019
Less than 25 Yards Rushing	-4 vs. Syracuse, Aug. 31, 2019
50+ pass attempts	54 at New Mexico State, Oct. 6, 2018
60+ pass attempts	60 at Baylor, Sept. 2, 2017
300+ Yards Passing	313 at Virginia, Nov. 23, 2019
400+ Yards Passing	488 at UMass, Nov. 2, 2019
Less than 100 Yards Passing	79 at Auburn, Nov. 17, 2018
500+ Yards Total Offense	730 at UMass, Nov. 2, 2019
600+ Yards Total Offense	730 at UMass, Nov. 2, 2019
700+ Yards Total Offense	730 at UMass, Nov. 2, 2019
Less than 200 Yards Total Offense	134 at Auburn, Nov. 17, 2018
Less than 150 Yards Total Offense	134 at Auburn, Nov. 17, 2018
90+ offensive plays	96 at New Mexico State, Oct. 6, 2018
Forced 5 Turnovers	5 vs. Stony Brook, Nov. 17, 2012
Intercepted 4 Passes	4 at New Mexico, Sept. 29, 2018
Had 0 Turnovers	at Western Kentucky, Sept. 19, 2020

**LIBERTY INDIVIDUAL RUSHING**

100+ Yards Rushing	168, Willis & 100, Mack at Western Kentucky, Sept. 19, 2020
150+ Yards Rushing	168, Malik Willis at Western Kentucky, Sept. 19, 2020
200+ Yards Rushing	220, Rashad Jennings at Youngstown St., Sept. 27, 2008
QB Rushed for 100 Yards	168, Malik Willis at Western Kentucky, Sept. 19, 2020
Two Players with 100+ Yards Rushing	168, Malik Willis and 100, Joshua Mack at Western Kentucky, Sept. 19, 2020
Three Players with 100+ Yards Rushing	Never
Had a run of 50+ yards	51, Malik Willis at Western Kentucky, Sept. 19, 2020
Had a run of 60+ yards	63, Joshua Mack vs. New Mexico St., Nov. 30, 2019
Had a run of 70+ yards	75, Brandon Robinson vs. Hampton, Oct. 21, 2019
Had a run of 80+ yards	82, Danny Broggin vs. Coastal Carolina, Oct. 17, 2009
Had 30+ Rushing Attempts	30, Carrington Mosley vs. Duquesne, Nov. 4, 2017
Had 35+ Rushing Attempts	35, D.J. Abnar at Coastal Carolina, Nov. 22, 2014
Had 40+ Rushing Attempts	40, Eugene Goodman vs. Hofstra, Nov. 22, 2003
3+ Rushing Touchdowns	3, Malik Willis at Western Kentucky, Sept. 19, 2020
4+ Rushing Touchdowns	4, Frankie Hickson vs. New Mex. St., Nov. 30, 2019
5+ Rushing Touchdowns	5, Kim Raynor vs. Ferrum, Nov. 3, 1979

**LIBERTY INDIVIDUAL PASSING**

300+ Yards Passing	303, Stephen Calvert at BYU, Nov. 9, 2019
400+ Yards Passing	474, Stephen Calvert at UMass, Nov. 2, 2019
Had 30+ Completions	32, Stephen Calvert vs. Idaho State, Oct. 20, 2018
Had 40+ Completions	44, Stephen Calvert at Baylor, Sept. 2, 2017
Had 40+ Attempts	40, Stephen Calvert at Virginia, Nov. 23, 2019
Had 50+ Attempts	54, Stephen Calvert at New Mexico St., Oct. 6, 2018
Had 60+ Attempts	60, Stephen Calvert at Baylor, Sept. 2, 2017
50+ Yard Pass	57, Stephen Calvert vs. Ga. Southern, Dec. 21, 2019
80+ Yard Pass	80, Josh Woodrum vs. Kennesaw State, Oct. 24, 2015
90+ Yard Pass	91, Biff Parson at Charleston So., Nov. 10, 2001
Had 3+ TD Passes	3, Stephen Calvert at BYU, Nov. 9, 2019
Had 4+ TD Passes	4, Stephen Calvert at UMass, Nov. 2, 2019
Had 5+ TD Passes	5, Stephen Calvert vs. Maine, Oct. 19, 2019
Had 6+ TD Passes	6, Phil Basso vs. Mars Hill, Oct. 6, 1984

**LIBERTY INDIVIDUAL RECEIVING**

Caught 10+ Passes	10, Antonio Gandy-Golden at BYU, Nov. 9, 2019
Two Players Caught 10+ Passes	13, Antonio Gandy-Golden and 10, Damian King at Baylor, Sept. 2, 2017
100+ Yards Receiving	162, Antonio Gandy-Golden at BYU, Nov. 9, 2019
200+ Yards Receiving	205, Antonio Gandy-Golden at UMass, Nov. 3, 2018
Two Players with 100+ Yards Receiving	142, Antonio Gandy-Golden and 108, DJ Stubbs vs. Idaho State, Oct. 20, 2018
Three Players with 100+ Yards Receiving	129, Chris Summers, 115, Pat Kelly and 110, B.J. Hayes vs. St. Francis, Pa., Sept. 4, 2010
Had 2+ TD Catches	2, Zac Foutz at BYU, Nov. 9, 2019
Had 3+ TD Catches	3, Antonio Gandy-Golden vs. Old Dominion, Sept. 1, 2018
100+ Yards Receiving by a TE	110, Tommy Shaver at Gardner-Webb, Oct. 8, 2011
100+ Yards Receiving by a RB	128, D.J. Jordan vs. Charleston So., Nov. 11, 2000
50+ Yard Reception	57, Johnny Huntley vs. Ga. Southern, Dec. 21, 2019
80+ Yard Reception	80, Darrin Peterson vs. Kennesaw State, Oct. 24, 2015
90+ Yard Reception	91, Travis Burns vs. Charleston So., Nov. 10, 2001

**LIBERTY INDIVIDUAL DEFENSE**

Had 10+ Tackles	13, Solomon Ajayi at Virginia, Nov. 23, 2019
Had 15+ Tackles	15, Jimmy O'Grady vs. Kennesaw State, Oct. 24, 2015
Had 2+ Interceptions	2, Isaac Steele at New Mexico, Sept. 29, 2018
Had 3+ Interceptions	3, Jeremy Peters at Gardner-Webb, Oct. 28, 2017
INT Return for a TD	45, Ceneca Espinoza, Jr. vs. Hampton, Sept. 21, 2019
Fumble Return for a TD	21, Khaleb Coleman at UMass, Nov. 3, 2018
Had 4+ Tackles for Loss	5, Jessie Lemonier vs. Idaho State, Oct. 20, 2018
Had 5+ Tackles for Loss	5, Jessie Lemonier vs. Idaho State, Oct. 20, 2018
Had 2+ Sacks	2.0, Jessie Lemonier vs. Ga. Southern, Dec. 21, 2019
Had 3+ Sacks	3.0, Jessie Lemonier vs. Buffalo, Sept. 14, 2019
Blocked a Punt	Corbin Jackson at New Mexico, Sept. 29, 2018
Blocked a FG	Kei Trel Clark vs. New Mexico State, Nov. 30, 2019
Blocked a PAT	Tolen Avery vs. St. Francis (Pa.), Sept. 30, 2017
Recorded a Safety	vs. Jacksonville State, Sept. 24, 2016

**LIBERTY INDIVIDUAL MISCELLANEOUS**

KR for a TD	97, Shedro Louis vs. Maine, Oct. 19, 2019
Game-Opening KR for a TD	85, Danny Broggin vs. Gardner-Webb, Nov. 6, 2010
PR for a TD	71, Zac Parker at Gardner-Webb, Oct. 10, 2015
Returned a Blocked Punt for a TD	30, Andrew Jauch blocked & returned vs. Kentucky Wesleyan, Sept. 28, 2013
Returned a Blocked FG for a TD	59, Erick Harris blocked and Jordan Alford returned vs. Elon, Nov. 20, 2004
Returned a PAT for a score	Seth Reichart blocked and Kevin Moon returned for the defensive 2-point conversion at Chattanooga, Nov. 13, 2004
Scored 4+ TDs in a game	4, Frankie Hickson vs. New Mex. St., Nov. 30, 2019
Passed for multiple TD's and Rushed for multiple TD's	Stephen Calvert 2 passing TD's/2 rushing TD's at New Mexico State, Oct. 6, 2018
Passed for 200 Yards & Rushed for 100	Mike Brown, 334 passing/160 rushing vs. Stony Brook, Nov. 20, 2010
Passed for 300 Yards & Rushed for 100	Mike Brown, 334 passing/160 rushing vs. Stony Brook, Nov. 20, 2010
300-yd Passer, 100-yd Rusher, 100-yd Receiver	Stephen Calvert, 319 passing Brandon Robinson, 105 rushing Antonio Gandy-Golden, 181 receiving vs. Hampton, Sept. 21, 2019
100-yd Rusher, 100-yd Receiver	Brandon Robinson, 105 rushing Antonio Gandy-Golden, 181 receiving vs. Hampton, Sept. 21, 2019
Punted the Ball 60+ Yards	72, Aidan Alves at UMass, Nov. 2, 2019
Punted the Ball 70+ Yards	72, Aidan Alves at UMass, Nov. 2, 2019
Made a 50+ Yard FG	51, Alex Probert at New Mexico State, Oct. 5, 2019
Made 3+ FG	3, Alex Probert vs. New Mexico State, Nov. 30, 2019
Made 4+ FG	4, Alex Probert at Baylor, Sept. 2, 2017

### Western Kentucky (3-0)

11/18/95	W	49-36	Lynchburg
10/19/96	W	23-14	Bowling Green, Ky.
9/19/20	W	30-24	Bowling Green, Ky.

#### **Future Scheduled Games vs. Western Kentucky:**

9/13/25			Bowling Green, Ky.
---------	--	--	--------------------

### FIU (First Meeting)

9/26/20			Lynchburg
---------	--	--	-----------

#### **Future Scheduled Games vs. FIU:**

11/23/24			Miami, Fla.
----------	--	--	-------------

### North Alabama (First Meeting)

10/3/20			Lynchburg
---------	--	--	-----------

### Louisiana-Monroe (First Meeting)

10/10/20			Lynchburg
----------	--	--	-----------

#### **Future Scheduled Games vs. Louisiana-Monroe:**

10/16/21			Monroe, La.
----------	--	--	-------------

### Syracuse (0-1)

8/31/19	L	0-24	Lynchburg
10/17/20			Syracuse, N.Y.

#### **Future Scheduled Games vs. Syracuse:**

9/25/21			Syracuse, N.Y.
---------	--	--	----------------

### Southern Miss (First Meeting)

10/24/20			Lynchburg
----------	--	--	-----------

#### **Future Scheduled Games vs. Southern Miss:**

9/3/22			Hattiesburg, Miss.
--------	--	--	--------------------

### Virginia Tech (0-1)

9/3/16	L	13-36	Blacksburg, Va.
11/7/20			Blacksburg, Va.

#### **Future Scheduled Games vs. Virginia Tech:**

11/19/22			Lynchburg
11/20/27			Blacksburg, Va.
9/2/28			Blacksburg, Va.
9/1/29			Blacksburg, Va.
9/7/30			Lynchburg

### **Liberty in Overtime (6-9 record)**

9/21/96	at Morgan State	L, 28-34
10/12/97	Hampton	L, 27-33
10/3/98	Charleston So.	W, 28-21
10/24/98	Buffalo	W, 27-24
11/2/02	Eastern Kentucky	L, 28-35
11/22/03	Hofstra	W, 49-42
10/22/05	Coastal Carolina	L, 21-27 (30T)
9/15/07	at William & Mary	L, 41-48 (20T)
10/29/11	Presbyterian	W, 27-20 (20T)
10/19/13	Coastal Carolina	L, 52-55 (20T)
10/4/14	Richmond	L, 39-46 (20T)
10/11/14	at Appalachian St.	W, 55-48
10/17/15	at Monmouth	L, 17-20
10/29/16	Gardner-Webb	W, 23-20
11/3/18	at UMass	L, 59-62 (30T)

### Western Carolina (3-3)

9/7/96	L	10-20	Lynchburg
9/13/97	W	17-10	Cullowhee, N.C.
11/3/01	L	0-63	Cullowhee, N.C.
8/31/02	L	3-23	Lynchburg
11/4/06	W	21-0	Lynchburg
9/13/08	W	19-16	Cullowhee, N.C.
11/14/20			Lynchburg

### NC State (0-1)

9/3/11	L	21-43	Raleigh, N.C.
11/21/20			Raleigh, N.C.

### Coastal Carolina (7-7)

11/15/03	W	38-21	Lynchburg
10/23/04	L	6-33	Conway, S.C.
10/22/05	L	21-27	Lynchburg
10/28/06	L	26-28	Conway, S.C.
11/3/07	W	37-24	Lynchburg
10/4/08	W	43-38	Conway, S.C.
10/17/09	W	58-13	Lynchburg
11/13/10	L	31-45	Conway, S.C.
10/15/11	W	63-27	Lynchburg
10/27/12	L	12-36	Conway, S.C.
10/19/13	L	52-55	Lynchburg
11/22/14	W	15-14	Conway, S.C.
11/19/15	W	24-21	Lynchburg
11/17/16	L	7-42	Conway, S.C.
12/5/20			Conway, S.C.

#### **Future Scheduled Games vs. Coastal Carolina:**

9/9/23			Conway, S.C.
8/31/24			Lynchburg

### Flames' All-Time Record vs. States

4-8 vs. Alabama
4-12 vs. Florida
13-6 vs. Kentucky
0-1 vs. Louisiana
0-2 vs. Mississippi
7-12 vs. New York
40-43-2 vs. North Carolina
42-23 vs. South Carolina
42-38 vs. Virginia

### Flames' All-Time Record on the Road

4-5 in Kentucky
0-8 in New York
14-27-2 in North Carolina
17-15 in South Carolina
19-23 in Virginia (road games only)

### ACC (0-8)

0-1 vs. North Carolina
0-1 vs. NC State
0-1 vs. Syracuse
0-2 vs. Virginia
0-1 vs. Virginia Tech
0-2 vs. Wake Forest
<i>Last Meeting:</i> L 27-55 at Virginia, 11/23/19
<i>Current Streak:</i> L8

### Big South (56-23)

11-5 vs. Charleston Southern
7-6 vs. Coastal Carolina
0-1 vs. Elon
11-5 vs. Gardner-Webb
1-0 vs. Hampton
2-1 vs. Kennesaw State
2-2 vs. Monmouth
0-0 vs. North Alabama
9-0 vs. Presbyterian
3-2 vs. Stony Brook
10-1 vs. VMI
<i>Last Meeting:</i> W 62-27 vs. Hampton, 9/21/19
<i>Current Streak:</i> W1

### Conference USA (2-1)

0-0 vs FIU
0-1 vs. North Texas
1-0 vs. Old Dominion
0-0 vs. Southern Miss
1-0 vs. Western Kentucky
<i>Last Meeting:</i> W 30-24 at Western Kentucky, 9/19/20
<i>Current Streak:</i> W1

### Southern (8-23-1)

2-7 vs. Appalachian State
1-1 vs. Chattanooga
2-1 vs. Elon
0-4-1 vs. ETSU
0-3 vs. Furman
0-2 vs. Georgia Southern
0-2 vs. VMI
3-3 vs. Western Carolina
<i>Last Meeting:</i> W 26-3 vs. Elon, 11/22/08
<i>Current Streak:</i> W2

### Sun Belt (4-1)

1-0 vs. Appalachian State
0-0 vs. Coastal Carolina
1-0 vs. Georgia Southern
1-0 vs. Georgia State
0-1 vs. Louisiana
0-0 vs. Louisiana-Monroe
1-0 vs. Troy
<i>Last Meeting:</i> W 23-16 vs. Ga. Southern, 12/21/19
<i>Current Streak:</i> W1

**GAME 1: AT WESTERN KENTUCKY**

**LIBERTY** 30  
**WESTERN KENTUCKY** 24

Sept. 19, 2020 at Houchens-Smith Stadium  
(att.: 4,276)

SCORING	1	2	3	4	T
Liberty	10	7	7	6	30
Western Kentucky	0	10	7	7	24

**SCORING SUMMARY:**

**FIRST QUARTER**

11:27 LU Willis 4 yard run (Barbir)  
5:21 LU Barbir 24 yard field goal

**SECOND QUARTER**

14:56 WK Narveson 43 yard field goal  
10:15 LU Willis 4 yard run (Barbir)  
6:15 WK Tinsley 6 yard pass from Pigrome (Narveson)

**THIRD QUARTER**

10:56 WK Smith 24 yard pass from Pigrome (Narveson)  
1:33 LU Louis 29 yard run (Barbir)

**FOURTH QUARTER**

11:43 LU Willis 18 yard run (Barbir failed)  
3:04 WK Burt Jr. 36 yard pass from Pigrome (Narveson)

TEAM STATS	LIBERTY	WKU
FIRST DOWNS	27	18
RUSHES-YARDS (NET)	58-354	28-98
PASSING YDS (NET)	133	193
Passes Comp-Att-Int	13-21-0	18-25-0
TOTAL OFFENSE PLAYS-YARDS	79-487	53-291
Punt Returns-Yards	2-23	1-(-1)
Kickoff Returns-Yards	3-68	5-73
Interception Returns-Yards	0-0	0-0
Punts (Number-Avg)	2-44.0	5-47.8
Fumbles-Lost	1-0	1-0
Penalties-Yards	8-89	2-19
Possession Time	34:59	25:01
Third-Down Conversions	5 of 14	3 of 10
Fourth-Down Conversions	3 of 4	1 of 1
Red-Zone Scores-Chances	4-6	1-1
Sacks By: Number-Yards	1-1	1-7

**INDIVIDUAL STATS**

**RUSHING:** Liberty-Willis, M. 21-168; Mack, J. 23-100; Pickett, P. 8-52; Louis, S. 4-41; Douglas, D. 1-2; Team 1-(-9)  
WKU-Pigrome, T. 14-62; Walker, G. 11-34; Staples, M. 1-2; Whittington, N. 2-0

**PASSING:** Liberty-Willis, M. 13-21-0, 133  
WKU-Pigrome, T. 18-25-0, 193

**RECEIVING:** Liberty-Shaa, K. 3-22; Yarbrough, C. 2-53; Stubbs, D. 2-21; Brumm, B. 2-10; Jackson, J. 1-15; Lofton, J. 1-8; Barrett, C. 1-5; Mack, J. 1-(-1)  
WKU-Tinsley, M. 6-69; Pearson, J. 4-29; Burt Jr., C. 2-45; Smith, D. 2-26; Simon, J. 2-19; Lane, X. 2-5

**GAME 2: FIU**

**GAME 3: NORTH ALABAMA**



**23**



**16**

Dec. 21, 2019 at Exploria Stadium (Orlando, Fla.)

SCORING	1	2	3	4	T
Liberty	7	9	7	0	23
Georgia Southern	0	7	6	3	16

**SCORING SUMMARY:  
FIRST QUARTER**

3:31 LU Huntley 57 yard pass from Calvert (Probert)

**SECOND QUARTER**

14:53 GS Kennedy III 10 yard run (Bass)  
13:22 LU Mack 3 yard run (Probert kick failed)  
1:02 LU Probert 46 yard field goal

**THIRD QUARTER**

12:01 LU Gandy-Golden 14 yard pass from Calvert (Probert)  
6:20 GS Bass 28 yard field goal  
2:49 GS Bass 30 yard field goal

**FOURTH QUARTER**

1:44 GS Bass 35 yard field goal

**TEAM STATS**

	LIBERTY	GS
FIRST DOWNS	19	13
RUSHES-YARDS (NET)	37-132	46-154
PASSING YDS (NET)	270	95
Passes Comp-Att-Int	16-35-2	10-19-1
TOTAL OFFENSE PLAYS-YARDS	72-402	65-249
Punt Returns-Yards	3-(-10)	0-0
Kickoff Returns-Yards	0-0	1-19
Interception Returns-Yards	1-0	2-(-1)
Punts (Number-Avg)	6-36.5	9-48.8
Fumbles-Lost	1-0	0-0
Penalties-Yards	4-45	10-101
Possession Time	26:27	31:49
Third-Down Conversions	5 of 16	4 of 17
Fourth-Down Conversions	0 of 2	0 of 0
Red-Zone Scores-Chances	2-2	4-4
Sacks By: Number-Yards	3-21	1-4

**INDIVIDUAL STATS**

**RUSHING:** Liberty - Hickson, F. 22-120; Mack, J. 11-25; Calvert, S. 3-(-1); Team 1-(-12)  
GS - Kennedy III, W. 9-64; Werts, S. 22-57; King, J. 10-28; LaRoche, M. 3-7; Tomlin, J. 1-3; Murray, M. 1-(-5)

**PASSING:** Liberty - Calvert, S. 16-35-2, 270.  
GS - Werts, S. 10-19-1, 95.

**RECEIVING:** Liberty - Gandy-Golden, A. 5-63; Huntley, J. 2-90; Frith, N. 2-49; Douglas, D. 2-25; Mack, J. 2-16; Shaa, K. 2-12; Stubbs, DJ 1-15  
GS - Murray, M. 4-19; Kennedy III, W. 3-20; Michaud, M. 2-53; Hood, K. 1-3

In a season that saw the offense grab most of the attention with its gaudy numbers, it was the Liberty defense that showed up in its biggest game. A stout defensive effort led Liberty to a 23-16 win over Georgia Southern, Dec. 21, in the 2019 FBC Mortgage Cure Bowl.

The win capped off the most memorable year in program history. Liberty completed its FBS reclassification process in August, received its first-ever bowl game invitation on Dec. 8 and walked away from Exploria Stadium with a bowl game trophy in hand.

With the victory, the Flames became the third FBS transitioning team in NCAA history to win a bowl game during their first season at the FBS level.

Flames defensive end Jessie Lemonier was named the 2019 Cure Bowl MVP, finishing the game with eight tackles, including two sacks.



## NCAA Statistics

### Liberty - 2020-21 Football Ranking Summary thru games 09/19/2020

Statistic	National Rank	Conference Rank	Value	National Leader	Value	Conference Leader	Value
3rd Down Conversion Pct (52 ranked)	39	3	0.357	Army West Point	0.714	Army West Point	0.714
3rd Down Conversion Pct Defense (52 ranked)	15	2	0.300	Oklahoma St. Oklahoma	0.000 0.000	BYU	0.182
4th Down Conversion Pct (42 ranked)	11	2	0.750	9 teams tied	1.000	Army West Point	0.800
4th Down Conversion Pct Defense (43 ranked)	43	2	1.000	9 teams tied	0.000	BYU	0.000
Blocked Kicks (2 ranked)				Western Ky.	2	Army West Point	1
Blocked Kicks Allowed (52 ranked)	46	3	1	45 teams tied	0	Army West Point BYU	0 0
Blocked Punts (1 ranked)				5 teams tied	1		
Blocked Punts Allowed (52 ranked)	1	1	0	49 teams tied	0	Army West Point Liberty BYU	0 0 0
Completion Percentage (52 ranked)	28	2	0.619	Oklahoma	0.833	BYU	0.727
Defensive TDs (1 ranked)				5 teams tied	1	Army West Point	1
Fewest Penalties (51 ranked)	17	2	8	BYU	1	BYU	1
Fewest Penalties Per Game (52 ranked)	38	3	8.00	BYU	1.00	BYU	1.00
Fewest Penalty Yards (52 ranked)	26	2	89	BYU	5	BYU	5
Fewest Penalty Yards Per Game (52 ranked)	47	3	89.00	BYU	5.00	BYU	5.00
First Downs Defense (52 ranked)	11	2	18	BYU Oklahoma	7 7	BYU	7
First Downs Offense (52 ranked)	35	3	27	Texas St.	68	Army West Point	48
Fumbles Lost (52 ranked)	1	1	0	19 teams tied	0	Liberty BYU	0 0
Fumbles Recovered (17 ranked)				Notre Dame	4	Army West Point	3
Kickoff Return Defense (52 ranked)	9	1	14.60	Charlotte North Carolina NC State	0.00 0.00 0.00	Liberty	14.60
Kickoff Returns (49 ranked)	12	1	22.67	Tulane	32.50	Liberty	22.67
Net Punting (52 ranked)	5	1	44.50	Miami (FL)	45.78	Liberty	44.50
Passes Had Intercepted (52 ranked)	1	1	0	13 teams tied	0	Liberty Army West Point	0 0
Passes Intercepted (22 ranked)				8 teams tied	3	Army West Point	3
Passing Offense (52 ranked)	46	2	133.0	Oklahoma	484.0	BYU	279.0
Passing Yards Allowed (52 ranked)	23	3	193.0	BYU	30.0	BYU	30.0
Passing Yards per Completion (52 ranked)	38	3	10.23	Army West Point	19.00	Army West Point	19.00
Punt Return Defense (52 ranked)	1	1	-1.00	4 teams tied	-1.00	Liberty	-1.00
Punt Returns (52 ranked)	9	1	11.50	Texas St.	30.00	Liberty	11.50
Red Zone Defense (52 ranked)	33	3	1.000	5 teams tied	0.000	BYU	0.000
Red Zone Offense (52 ranked)	41	3	0.667	Florida St.	2.000	Army West Point	1.000
Rushing Defense (52 ranked)	13	2	98.0	Pittsburgh	26.0	Army West Point	56.0
Rushing Offense (52 ranked)	2	2	354.0	Army West Point	389.5	Army West Point	389.5
Sacks Allowed (52 ranked)	12	3	1.00	8 teams tied	0.00	BYU Army West Point	0.00 0.00
Scoring Defense (52 ranked)	21	3	24.0	Oklahoma	0.0	BYU	3.0
Scoring Offense (51 ranked)	28	3	30.0	Texas	59.0	BYU	55.0
Tackles for Loss Allowed (52 ranked)	9	2	4.00	Coastal Carolina	1.00	Army West Point	2.00
Team Passing Efficiency (52 ranked)	39	2	115.10	Oklahoma	236.54	BYU	200.16
Team Passing Efficiency Defense (52 ranked)	48	3	176.45	North Carolina	66.46	BYU	81.50
Team Sacks (47 ranked)	36	3	1.00	North Carolina	7.00	BYU	5.00
Team Tackles for Loss (52 ranked)	36	3	5.0	Tulsa	14.0	BYU	8.0
Time of Possession (52 ranked)	8	3	34:59	BYU	37:20	BYU	37:20
Total Defense (52 ranked)	15	3	291.0	Oklahoma	135.0	BYU	149.0
Total Offense (52 ranked)	16	2	487.0	Texas	689.0	BYU	580.0
Turnover Margin (52 ranked)	27	2	0.00	Boston College	4.00	Army West Point	2.50
Turnovers Gained (33 ranked)				Army West Point	6	Army West Point	6
Turnovers Lost (50 ranked)	1	1	0	6 teams tied	0	Liberty	0
Winning Percentage (39 ranked)	1	1	1.000	26 teams tied	1.000	Liberty BYU Army West Point	1.000 1.000 1.000

Statistic	Player	National Rank	Conference Rank	Value	National Leader	Value	Conference Leader	Value
All Purpose (197 ranked)	Malik Willis Shedro Louis Joshua Mack CJ Yarbrough Peyton Pickett	4 54 54 179 183	1 5 5 12 13	168.00 99.00 99.00 53.00 52.00	Michael Carter, North Carolina	178.00	Malik Willis, Liberty	168.00
Blocked Kicks (0 ranked)								
Combined Kick Returns (116 ranked)	Shedro Louis Demario Douglas Michael Bollinger	26 65 91	1 3 5	58 23 10	Chris Smith, Louisiana	220	Shedro Louis, Liberty	58
Completion Percentage (49 ranked)	Malik Willis	30	2	0.619	Tanner Mordecai, Oklahoma Spencer Rattler, Oklahoma	0.824 0.824	Zach Wilson, BYU	0.722
Completions Per Game (84 ranked)	Malik Willis	37	1	13.00	Alan Bowman, Texas Tech	38.00	Malik Willis, Liberty Zach Wilson, BYU	13.00 13.00
Field Goal Percentage (34 ranked)	Alex Barbir	25	2	0.500	16 players tied	1.000	Jake Oldroyd, BYU	1.000
Field Goals Per Game (32 ranked)	Alex Barbir	16	2	1.00	Alex Hale, Oklahoma St.	3.00	Jake Oldroyd, BYU	2.00
Forced Fumbles (63 ranked)					17 players tied	1.00	Drew Jensen, BYU Isaiah Kaufusi, BYU	1.00 1.00
Fumbles Recovered (2 ranked)					Percy Butler, Louisiana	2	4 players tied	1
Interceptions Per Game (58 ranked)					Terence Dunlap, Troy Asante Samuel, Florida St.	2.0 2.0	Marquel Broughton, Army West Point Malkelm Morrison, Army West Point Jon Rhattigan, Army West Point	0.5 0.5 0.5
Kickoff Return TDs (1 ranked)					Aaron McAllister, Charlotte Chris Smith, Louisiana	1 1		
Kickoff Returns (33 ranked)	Shedro Louis	4	1	29.0	Aaron McAllister, Charlotte	58.5	Shedro Louis, Liberty	29.0
Passes Defended (24 ranked)					Asante Samuel, Florida St.	4.0	Marquel Broughton, Army West Point	1.5
Passing Efficiency (49 ranked)	Malik Willis	39	2	115.1	Spencer Rattler, Oklahoma	303.3	Zach Wilson, BYU	206.0
Passing TDs (6 ranked)					Malik Cunningham, Louisville Tyler Vitt, Texas St.	6 6		
Passing Yards (98 ranked)	Malik Willis	54	2	133	Shane Buechele, SMU	711	Zach Wilson, BYU	232
Passing Yards Per Game (84 ranked)	Malik Willis	46	2	133.0	Alan Bowman, Texas Tech	430.0	Zach Wilson, BYU	232.0
Passing Yards per Completion (49 ranked)	Malik Willis	39	2	10.23	Spencer Rattler, Oklahoma	20.71	Zach Wilson, BYU	17.85
Points Responsible For (142 ranked)	Malik Willis Alex Barbir Shedro Louis	27 142 142	2 10 10	18 6 6	Grayson McCall, Coastal Carolina	44	Sandon McCoy, Army West Point	24
Points Responsible For Per Game (200 ranked)	Malik Willis Alex Barbir Shedro Louis	10 95 95	1 8 8	18.0 6.0 6.0	Sam Ehlinger, Texas	30.0	Lopini Katoa, BYU Malik Willis, Liberty	18.0 18.0
Punt Return TDs (1 ranked)					5 players tied	1		
Punt Returns (24 ranked)	Demario Douglas	7	1	11.5	Jeremiah Haydel, Texas St.	37.3	Demario Douglas, Liberty	11.5
Punting (25 ranked)					John Haggerty, Western Ky.	47.0		
Receiving TDs (5 ranked)					Jaelon Darden, North Texas	5		
Receiving Yards (198 ranked)	CJ Yarbrough	129	2	53	Tim Jones, Southern Miss.	299	Gunner Romney, BYU	134
Receiving Yards Per Game (195 ranked)	CJ Yarbrough Kevin Shaa	72 195	2 7	53.0 22.0	Zay Flowers, Boston College	162.0	Gunner Romney, BYU	134.0
Receptions Per Game (146 ranked)	Kevin Shaa Brody Brumm DJ Stubbs CJ Yarbrough	95 146 146 146	2 6 6 6	3.0 2.0 2.0 2.0	Sean Dykes, Memphis Marlon Williams, UCF	10.0 10.0	Gunner Romney, BYU	4.0
Rush Yards Per Carry (82 ranked)	Malik Willis Joshua Mack	11 48	2 7	8.00 4.35	Leddie Brown, West Virginia	12.30	Tyler Allgeier, BYU	9.43
Rushing TDs (5 ranked)	Malik Willis	5	2	3	Ulysses Bentley IV, SMU Frank Harris, UTSA	5 5	Sandon McCoy, Army West Point	4
Rushing Yards (197 ranked)	Malik Willis Joshua Mack Peyton Pickett Shedro Louis	15 43 109 128	1 6 11 16	168 100 52 41	Sincere McCormick, UTSA	295	Malik Willis, Liberty	168
Rushing Yards Per Game (198 ranked)	Malik Willis Joshua Mack Peyton Pickett Shedro Louis	1 19 64 88	1 3 9 11	168.0 100.0 52.0 41.0	Malik Willis, Liberty	168.0	Malik Willis, Liberty	168.0
Sacks (148 ranked)	Ralfs Rusins	14	2	1.00	Zaven Collins, Tulsa	3.00	Isaiah Kaufusi, BYU	2.00
Scoring (169 ranked)	Malik Willis Alex Barbir Shedro Louis	2 61 61	1 7 7	18.0 6.0 6.0	Gerrid Doaks, Cincinnati	24.0	Lopini Katoa, BYU Malik Willis, Liberty	18.0 18.0
Solo Tackles (37 ranked)	Durrell Johnson	37	1	5.0	Kendarin Ray, Tulsa	11.0	Durrell Johnson, Liberty Isaiah Kaufusi, BYU	5.0 5.0
Tackles For Loss (52 ranked)	Anthony Butler	37	2	1.5	Zaven Collins, Tulsa Payton Wilson, NC State	4.0 4.0	Isaiah Kaufusi, BYU	2.0
Total Interceptions (5 ranked)					4 players tied	2	Marquel Broughton, Army West Point Malkelm Morrison, Army West Point Jon Rhattigan, Army West Point	1 1 1
Total Offense (199 ranked)	Malik Willis Joshua Mack Peyton Pickett Shedro Louis	11 69 119 144	1 4 10 13	301.0 100.0 52.0 41.0	Alan Bowman, Texas Tech	451.0	Malik Willis, Liberty	301.0
Total Points Scored (108 ranked)	Malik Willis Alex Barbir Shedro Louis	12 108 108	2 9 9	18 6 6	Ulysses Bentley IV, SMU Jaelon Darden, North Texas Frank Harris, UTSA	30 30 30	Sandon McCoy, Army West Point	24

Total Tackles (493 ranked)	Benjamin Alexander	73	2	7.0	Ben DeLuca, Charlotte	16.0	Pepe Tanuvasa, BYU	8.0
	Durrell Johnson	101	4	6.0	Tyler Grubbs, Louisiana Tech	16.0		
	Javon Scruggs	164	7	5.0				
	Anthony Butler	164	7	5.0				
	Chris Megginson	164	7	5.0				
	Aaron Pierre	260	13	4.0				
	TreShaun Clark	379	17	3.0				
	Ralfs Rusins	379	17	3.0				
Total Touchdowns (65 ranked)	Malik Willis	8	2	3	Ulysses Bentley IV, SMU	5	Sandon McCoy, Army West Point	4
	Shedro Louis	65	7	1	Jaelon Darden, North Texas	5		
					Frank Harris, UTSA	5		
Yards per Pass Attempt (49 ranked)	Malik Willis	38	2	6.33	Spencer Rattler, Oklahoma	17.06	Zach Wilson, BYU	12.89
Yards per Reception (200 ranked)	CJ Yarbrough	9	2	26.50	Gunner Romney, BYU	33.50	Gunner Romney, BYU	33.50
	DJ Stubbs	132	6	10.50				
	Kevin Shaa	178	7	7.33				
	Brody Brumm	200	8	5.00				



**2020 Liberty University Football  
Liberty Game Results (as of Sep 19, 2020)  
All games**



<b>Date</b>	<b>Opponent</b>		<b>Score</b>	<b>Overall</b>	<b>Conference</b>	<b>Time</b>	<b>Attend</b>
09-19-20	at Western Kentucky	W	30-24	1-0	0-0	3:15	4276



**2020 Liberty University Football**  
**Liberty Overall Team Statistics (as of Sep 19, 2020)**  
**All games**



<b>Team Statistics</b>	<b>LIBERTY</b>	<b>OPP</b>
SCORING	30	24
Points Per Game	30.0	24.0
Points Off Turnovers	0	0
FIRST DOWNS	27	18
Rushing	20	6
Passing	6	9
Penalty	1	3
RUSHING YARDAGE	354	98
Yards gained rushing	372	121
Yards lost rushing	18	23
Rushing Attempts	58	28
Average Per Rush	6.1	3.5
Average Per Game	354.0	98.0
TDs Rushing	4	0
PASSING YARDAGE	133	193
Comp-Att-Int	13-21-0	18-25-0
Average Per Pass	6.3	7.7
Average Per Catch	10.2	10.7
Average Per Game	133.0	193.0
TDs Passing	0	3
TOTAL OFFENSE	487	291
Total Plays	79	53
Average Per Play	6.2	5.5
Average Per Game	487.0	291.0
KICK RETURNS: #-Yards	3-68	5-73
PUNT RETURNS: #-Yards	2-23	1--1
INT RETURNS: #-Yards	0-0	0-0
KICK RETURN AVERAGE	22.7	14.6
PUNT RETURN AVERAGE	11.5	-1.0
INT RETURN AVERAGE	0.0	0.0
FUMBLES-LOST	1-0	1-0
PENALTIES-Yards	8-89	2-19
Average Per Game	89.0	19.0
PUNTS-Yards	2-88	5-239
Average Per Punt	44.0	47.8
Net punt average	44.5	43.2
KICKOFFS-Yards	6-340	5-292
Average Per Kick	56.7	58.4
Net kick average	44.5	39.8
TIME OF POSSESSION/Game	34:59	25:01
3RD-DOWN Conversions	5/14	3/10
3rd-Down Pct	36%	30%
4TH-DOWN Conversions	3/4	1/1
4th-Down Pct	75%	100%
SACKS BY-Yards	1-1	1-7
MISC YARDS	0	0
TOUCHDOWNS SCORED	4	3
FIELD GOALS-ATTEMPTS	1-2	1-1
ON-SIDE KICKS	0-0	0-0
RED-ZONE SCORES	(4-6) 67%	(1-1) 100%
RED-ZONE TOUCHDOWNS	(3-6) 50%	(1-1) 100%
PAT-ATTEMPTS	(3-4) 75%	(3-3) 100%
ATTENDANCE	0	4276
Games/Avg Per Game	0/0	1/4276
Neutral Site Games		0/0

<b>Score by Quarters</b>	<b>1st</b>	<b>2nd</b>	<b>3rd</b>	<b>4th</b>	<b>OT</b>	<b>Total</b>
Liberty	10	7	7	6	0	30
Opponents	0	10	7	7	0	24



**2020 Liberty University Football**  
Liberty Overall Individual Statistics (as of Sep 19, 2020)  
**All games**



<b>Rushing</b>	<b>gp-gs</b>	<b>att</b>	<b>gain</b>	<b>loss</b>	<b>net</b>	<b>avg</b>	<b>td</b>	<b>lg</b>	<b>avg/g</b>
WILLIS, Malik	1-1	21	176	8	168	8.0	3	51	168.0
MACK, Joshua	1-1	23	101	1	100	4.3	0	26	100.0
PICKETT, Peyton	1-0	8	52	0	52	6.5	0	14	52.0
LOUIS, Shedro	1-0	4	41	0	41	10.2	1	29	41.0
DOUGLAS, Demario	1-0	1	2	0	2	2.0	0	2	2.0
Team	1-0	1	0	9	-9	-9.0	0	0	-9.0
Total	1	58	372	18	354	6.1	4	51	354.0
Opponents	1	28	121	23	98	3.5	0	21	98.0

<b>Passing</b>	<b>gp-gs</b>	<b>effic</b>	<b>comp-att-int</b>	<b>pct</b>	<b>yds</b>	<b>td</b>	<b>lg</b>	<b>avg/g</b>
WILLIS, Malik	1-1	115.10	13-21-0	61.9	133	0	32	133.0
Total	1	115.10	13-21-0	61.9	133	0	32	133.0
Opponents	1	176.45	18-25-0	72.0	193	3	36	193.0

<b>Receiving</b>	<b>gp-gs</b>	<b>no.</b>	<b>yds</b>	<b>avg</b>	<b>td</b>	<b>lg</b>	<b>avg/g</b>
SHAA, Kevin	1-1	3	22	7.3	0	9	22.0
YARBROUGH, CJ	1-1	2	53	26.5	0	32	53.0
STUBBS, DJ	1-1	2	21	10.5	0	12	21.0
BRUMM, Brody	1-0	2	10	5.0	0	7	10.0
JACKSON, Jerome	1-0	1	15	15.0	0	15	15.0
LOFTON, Jaivian	1-0	1	8	8.0	0	8	8.0
BARRETT, Chris	1-0	1	5	5.0	0	5	5.0
MACK, Joshua	1-1	1	-1	-1.0	0	0	-1.0
Total	1	13	133	10.2	0	32	133.0
Opponents	1	18	193	10.7	3	36	193.0

<b>Punt Returns</b>	<b>no.</b>	<b>yds</b>	<b>avg</b>	<b>td</b>	<b>lg</b>
DOUGLAS, Demario	2	23	11.5	0	17
Total	2	23	11.5	0	17
Opponents	1	-1	-1.0	0	0

<b>Interceptions</b>	<b>no.</b>	<b>yds</b>	<b>avg</b>	<b>td</b>	<b>lg</b>
Total	0	0	0.0	0	0
Opponents	0	0	0.0	0	0

<b>Kick Returns</b>	<b>no.</b>	<b>yds</b>	<b>avg</b>	<b>td</b>	<b>lg</b>
LOUIS, Shedro	2	58	29.0	0	34
BOLLINGER, Michael	1	10	10.0	0	10
Total	3	68	22.7	0	34
Opponents	5	73	14.6	0	24

<b>Fumble Returns</b>	<b>no.</b>	<b>yds</b>	<b>avg</b>	<b>td</b>	<b>lg</b>
Total	0	0	0.0	0	0
Opponents	0	0	0.0	0	0



**2020 Liberty University Football**  
Liberty Overall Individual Statistics (as of Sep 19, 2020)  
**All games**



Scoring	td	fg	PAT				dxp	saf	pts
			kick	rush	rcv	pass			
WILLIS, Malik	3	-	-	-	-	-	-	-	18
LOUIS, Shedro	1	-	-	-	-	-	-	-	6
BARBIR, Alex	-	1-2	3-4	-	-	-	-	-	6
Total	4	1-2	3-4	-	-	-	-	-	30
Opponents	3	1-1	3-3	-	-	-	-	-	24

Total Offense	g	plays	rush	pass	total	avg/g
WILLIS, Malik	1	42	168	133	301	301.0
MACK, Joshua	1	23	100	0	100	100.0
PICKETT, Peyton	1	8	52	0	52	52.0
LOUIS, Shedro	1	4	41	0	41	41.0
DOUGLAS, Demario	1	1	2	0	2	2.0
Team	1	1	-9	0	-9	-9.0
Total	1	79	354	133	487	487.0
Opponents	1	53	98	193	291	291.0

Field Goals	fg	pct.	01-19	20-29	30-39	40-49	50-99	lg	blk
BARBIR, Alex	1-2	50.0	0-0	1-1	0-0	0-1	0-0	24	0

FG Sequence	Liberty	Opponents
Western Kentucky	(24),42	(43)

Numbers in (parentheses) indicate field goal was made.

Punting	no.	yds	avg	lg	tb	fc	i20	50+	blk
ALVES, Aidan	2	88	44.0	51	0	1	1	1	0
Total	2	88	44.0	51	0	1	1	1	0
Opponents	5	239	47.8	57	0	1	1	2	0

Kickoffs	no.	yds	avg	tb	ob	retn	net	ydln
BARBIR, Alex	6	340	56.7	0	0			
Total	6	340	56.7	0	0	14.6	44.5	20
Opponents	5	292	58.4	1	1	22.7	39.8	25



**2020 Liberty University Football**  
Liberty Overall Individual Statistics (as of Sep 19, 2020)  
**All games**

All Purpose	g	rush	rcv	pr	kr	ir	total	avg/g
WILLIS, Malik	1	168	0	0	0	0	168	168.0
MACK, Joshua	1	100	-1	0	0	0	99	99.0
LOUIS, Shedro	1	41	0	0	58	0	99	99.0
YARBROUGH,	1	0	53	0	0	0	53	53.0
PICKETT, Peytt	1	52	0	0	0	0	52	52.0
DOUGLAS, Dem	1	2	0	23	0	0	25	25.0
SHAA, Kevin	1	0	22	0	0	0	22	22.0
STUBBS, DJ	1	0	21	0	0	0	21	21.0
JACKSON, Jero	1	0	15	0	0	0	15	15.0
BRUMM, Brody	1	0	10	0	0	0	10	10.0
BOLLINGER, Mi	1	0	0	0	10	0	10	10.0
LOFTON, Jaivia	1	0	8	0	0	0	8	8.0
BARRETT, Chris	1	0	5	0	0	0	5	5.0
Team	1	-9	0	0	0	0	-9	-9.0
Total	1	354	133	23	68	0	578	578.0
Opponents	1	98	193	-1	73	0	363	363.0



**2020 Liberty University Football**  
Liberty Overall Defensive Statistics (as of Sep 19, 2020)  
All games



#	Defensive Leaders	gp-gs	Tackles				tfl/yds	Sacks no-yds	Pass defense			Fumbles		blkd	
			ua	a	tot				int-yds	brup	qbh	rcv-yds	ff	kick	saf
1A	ALEXANDER, Benjami	1-1	4	3	7	.	.	.	.	.	.	.	.	.	.
1J	JOHNSON, Durrell	1-1	5	1	6	1.0-1	.	.	1	.	.	.	.	.	.
4D	MEGGINSON, Chris	1-1	3	2	5	.	.	.	.	.	.	.	.	.	.
6D	BUTLER, Anthony	1-1	3	2	5	1.5-5	.	.	.	.	.	.	.	.	.
1D	SCRUGGS, Javon	1-1	4	1	5	.	.	.	.	.	.	.	.	.	.
32	PIERRE, Aaron	1-1	4	.	4	.	.	.	.	.	.	.	.	.	.
1C	CLARK, TreShaun	1-1	2	1	3	1.0-6	.	.	.	.	.	.	.	.	.
99	RUSINS, Ralfs	1-1	2	1	3	1.0-1	1.0-1	.	.	.	.	.	.	.	.
9D	TREADWELL, Juawan	1-0	.	2	2	0.5-3	.	.	.	.	.	.	.	.	.
7D	HASKINS, Marcus	1-1	1	1	2	.	.	.	.	.	.	.	.	.	.
2G	GLAIZE, Micah	1-0	2	.	2	.	.	.	.	.	.	.	.	.	.
23	STONE, Cedric	1-0	2	.	2	.	.	.	.	.	.	.	.	.	.
28	SMITH, Chancellor	1-0	.	2	2	.	.	.	.	.	.	.	.	.	.
1R	REESE, Quinton	1-1	1	1	2	.	.	.	.	.	.	.	.	.	.
2D	DABNEY, Emanuel	1-0	1	.	1	.	.	.	.	.	.	.	.	.	.
1S	SANDERS, Jayod	1-0	1	.	1	.	.	.	.	.	.	.	.	.	.
19	BRUMM, Brody	1-0	.	1	1	.	.	.	.	.	.	.	.	.	.
Total		1	35	18	53	5-16	1-1	.	1	.	.	.	.	.	.
Opponents		1	38	48	86	4-10	1-7	.	7	1	.	1	.	.	.



**2020 Liberty University Football**  
Liberty Individual Season/Career Statistics (as of Sep 19, 2020)  
All games



SEASON

CAREER

Rushing	gp	att	gain	loss	net	avg	td	lg	avg/g	gp	att	gain	loss	net	avg	td	lg	avg/g
WILLIS, Malik	1	21	176	8	168	8.0	3	51	168.0	1	21	176	8	168	8.0	3	51	168.0
MACK, Joshua	1	23	101	1	100	4.3	0	26	100.0	14	159	910	18	892	5.6	7	63	63.7
PICKETT, Peyton	1	8	52	0	52	6.5	0	14	52.0	25	142	610	18	592	4.2	11	53	23.7
LOUIS, Shedro	1	4	41	0	41	10.2	1	29	41.0	12	5	41	5	36	7.2	1	29	3.0
DOUGLAS, Demario	1	1	2	0	2	2.0	0	2	2.0	5	1	2	0	2	2.0	0	2	0.4
Team	1	1	0	9	-9	-9.0	0	0	-9.0									
Total	1	58	372	18	354	6.1	4	51	354.0									
Opponents	1	28	121	23	98	3.5	0	21	98.0									

Passing	gp	effic	comp-att-int	pct	yds	td	lg	avg/g	gp	effic	comp-att-int	pct	yds	td	lg	avg/g
WILLIS, Malik	1	115.10	13-21-0	61.9	133	0	32	133.0	1	115.10	13-21-0	61.9	133	0	32	133.0
Total	1	115.10	13-21-0	61.9	133	0	32	133.0								
Opponents	1	176.45	18-25-0	72.0	193	3	36	193.0								

Receiving	gp	no.	yds	avg	td	lg	avg/g	gp	no.	yds	avg	td	lg	avg/g
SHAA, Kevin	1	3	22	7.3	0	9	22.0	16	32	420	13.1	2	48	26.2
YARBROUGH, CJ	1	2	53	26.5	0	32	53.0	5	8	177	22.1	0	47	35.4
STUBBS, DJ	1	2	21	10.5	0	12	21.0	37	91	1103	12.1	4	55	29.8
BRUMM, Brody	1	2	10	5.0	0	7	10.0	15	4	39	9.8	0	22	2.6
JACKSON, Jerome	1	1	15	15.0	0	15	15.0	26	5	40	8.0	2	15	1.5
LOFTON, Jaivian	1	1	8	8.0	0	8	8.0	1	1	8	8.0	0	8	8.0
BARRETT, Chris	1	1	5	5.0	0	5	5.0	22	4	27	6.8	0	12	1.2
MACK, Joshua	1	1	-1	-1.0	0	0	-1.0	14	14	176	12.6	0	62	12.6
Total	1	13	133	10.2	0	32	133.0							
Opponents	1	18	193	10.7	3	36	193.0							

Total Offense	g	plays	rush	pass	total	avg/g	g	plays	rush	pass	total	avg/g
WILLIS, Malik	1	42	168	133	301	301.0	1	42	168	133	301	301.0
MACK, Joshua	1	23	100	0	100	100.0	14	159	892	0	892	63.7
PICKETT, Peyton	1	8	52	0	52	52.0	25	142	592	0	592	23.7
LOUIS, Shedro	1	4	41	0	41	41.0	12	5	36	0	36	3.0
DOUGLAS, Demario	1	1	2	0	2	2.0	5	1	2	0	2	0.4
Team	1	1	-9	0	-9	-9.0						
Total	1	79	354	133	487	487.0						
Opponents	1	53	98	193	291	291.0						

Scoring	td	fg	PAT				dxp	saf	pts	td	fg	PAT				dxp	saf	pts
			kick	rush	rcv	pass						kick	rush	rcv	pass			
WILLIS, Malik	3	-	-	-	-	-	-	18	3	-	-	-	-	-	-	-	18	
LOUIS, Shedro	1	-	-	-	-	-	-	6	2	-	-	-	-	-	-	-	12	
BARBIR, Alex	-	1-2	3-4	-	-	-	-	6	-	1-2	3-4	-	-	-	-	-	6	
Total	4	1-2	3-4	-	-	-	-	30										
Opponents	3	1-1	3-3	-	-	-	-	24										

Punt Returns	no.	yds	avg	td	lg	no.	yds	avg	td	lg
DOUGLAS, Demario	2	23	11.5	0	17	2	23	11.5	0	17
Total	2	23	11.5	0	17					
Opponents	1	-1	-1.0	0	0					

Kick Returns	no.	yds	avg	td	lg	no.	yds	avg	td	lg
LOUIS, Shedro	2	58	29.0	0	34	26	720	27.7	1	97
BOLLINGER, Michael	1	10	10.0	0	10	4	44	11.0	0	13
Total	3	68	22.7	0	34					
Opponents	5	73	14.6	0	24					

Interceptions	no.	yds	avg	td	lg	no.	yds	avg	td	lg
Total	0	0	0.0	0	0					
Opponents	0	0	0.0	0	0					

Fumble Returns	no.	yds	avg	td	lg	no.	yds	avg	td	lg
Total	0	0	0.0	0	0					
Opponents	0	0	0.0	0	0					



**2020 Liberty University Football**  
Liberty Individual Season/Career Statistics (as of Sep 19, 2020)  
**All games**

All Purpose	SEASON							CAREER								
	g	rush	rcv	pr	kr	ir	total	avg/g	g	rush	rcv	pr	kr	ir	total	avg/g
WILLIS, Malik	1	168	0	0	0	0	168	168.0	1	168	0	0	0	0	168	168.0
MACK, Joshua	1	100	-1	0	0	0	99	99.0	14	892	176	0	37	0	1105	78.9
LOUIS, Shedro	1	41	0	0	58	0	99	99.0	12	36	33	-5	720	0	784	65.3
YARBROUGH, C	1	0	53	0	0	0	53	53.0	5	0	177	0	0	0	177	35.4
PICKETT, Peytto	1	52	0	0	0	0	52	52.0	25	592	111	0	47	0	750	30.0
DOUGLAS, Dem	1	2	0	23	0	0	25	25.0	5	2	136	23	0	0	161	32.2
SHAA, Kevin	1	0	22	0	0	0	22	22.0	16	-12	420	0	28	0	436	27.2
STUBBS, DJ	1	0	21	0	0	0	21	21.0	37	-12	1103	251	83	0	1425	38.5
JACKSON, Jero	1	0	15	0	0	0	15	15.0	26	0	40	0	0	0	40	1.5
BOLLINGER, Mi	1	0	0	0	10	0	10	10.0	22	0	37	0	44	0	81	3.7
BRUMM, Brody	1	0	10	0	0	0	10	10.0	15	0	39	0	0	0	39	2.6
LOFTON, Jaivian	1	0	8	0	0	0	8	8.0	1	0	8	0	0	0	8	8.0
BARRETT, Chris	1	0	5	0	0	0	5	5.0	22	0	27	0	0	0	27	1.2
Team	1	-9	0	0	0	0	-9	-9.0								
Total	1	354	133	23	68	0	578	578.0								
Opponents	1	98	193	-1	73	0	363	363.0								

Field Goals	att	good	long	blkd	att	good	long	blkd
BARBIR, Alex	2	1	24	0	2	1	24	0
Total	2	1	24	0				
Opponents	1	1	43	0				

Punting	no.	yds	avg	lg	blk	no.	yds	avg	lg	blk
ALVES, Aidan	2	88	44.0	51	0	122	4777	39.2	73	1
Total	2	88	44.0	51	0					
Opponents	5	239	47.8	57	0					

Kickoffs	no.	yds	avg	tb	ob	no.	yds	avg	tb	ob
BARBIR, Alex	6	340	56.7	0	0	6	340	56.7	0	0
Total	6	340	56.7	0	0					
Opponents	5	292	58.4	1	1					

##	Defensive Leaders	gp	ua	a	total	tfl	sack	int	pbu	fr	ff	blk	gp	ua	a	total	tfl	sack	int	pbu	fr	ff	blk
1A	ALEXANDER, Benjami	1	4	3	7	0.0	.	.	.	.	.	.	35	22	19	41	1.0	.	.	2	1	.	.
1J	JOHNSON, Durrell	1	5	1	6	1.0	.	.	1	.	.	.	1	5	1	6	1.0	.	.	1	.	.	.
6D	BUTLER, Anthony	1	3	2	5	1.5	.	.	.	.	.	.	1	3	2	5	1.5	.	.	.	.	.	.
4D	MEGGINSON, Chris	1	3	2	5	0.0	.	.	.	.	.	.	14	13	6	19	0.0	.	.	2	.	.	.
1D	SCRUGGS, Javon	1	4	1	5	0.0	.	.	.	.	.	.	25	40	30	70	4.5	0.5	2	3	2	1	.
32	PIERRE, Aaron	1	4	.	4	0.0	.	.	.	.	.	.	13	6	8	14	0.5	.	.	.	1	.	.
99	RUSINS, Ralfs	1	2	1	3	1.0	1.0	.	.	.	.	.	39	27	57	84	9.0	4.0	.	.	1	.	.
1C	CLARK, TreShaun	1	2	1	3	1.0	.	.	.	.	.	.	14	27	15	42	9.5	5.5	.	.	.	1	.
28	SMITH, Chancellor	1	.	2	2	0.0	.	.	.	.	.	.	12	.	2	2	0.0	.	.	.	.	.	.
23	STONE, Cedric	1	2	.	2	0.0	.	.	.	.	.	.	1	2	.	2	0.0	.	.	.	.	.	.
2G	GLAIZE, Micah	1	2	.	2	0.0	.	.	.	.	.	.	13	10	3	13	0.0	.	.	1	.	.	.
9D	TREADWELL, Juawan	1	.	2	2	0.5	.	.	.	.	.	.	1	.	2	2	0.5	.	.	.	.	.	.
7D	HASKINS, Marcus	1	1	1	2	0.0	.	.	.	.	.	.	1	1	1	2	0.0	.	.	.	.	.	.
1R	REESE, Quinton	1	1	1	2	0.0	.	.	.	.	.	.	1	1	1	2	0.0	.	.	.	.	.	.
19	BRUMM, Brody	1	.	1	1	0.0	.	.	.	.	.	.	15	4	4	8	0.0	.	.	.	.	.	.
2D	DABNEY, Emanuel	1	1	.	1	0.0	.	.	.	.	.	.	10	9	3	12	0.5	.	.	2	.	.	.
1S	SANDERS, Jayod	1	1	.	1	0.0	.	.	.	.	.	.	31	14	13	27	8.0	5.0	.	1	.	.	.
Total		1	35	18	53	5	1	.	1	.	.	.											
Opponents		1	38	48	86	4	1	.	7	.	1	.											



**2020 Liberty University Football**  
**Liberty Team Game-by-Game (as of Sep 19, 2020)**  
**All games**



**TEAM STATISTICS**

Date	Opponent	Rushing				Receiving				Passing				Kick Returns				Punt Returns				tot off		
		no.	yds	td	lg	no.	yds	td	lg	cmp	att	int	yds	td	lg	no.	yds	td	lg	no.	yds		td	lg
Sep 19	at Western Kentucky	58	354	4	51	13	133	0	32	13	21	0	133	0	32	3	68	0	34	2	23	0	17	487
Opponents		28	98	0	21	18	193	3	36	18	25	0	193	3	36	5	73	0	24	1	-1	0	0	291

Games: 1 • Avg/rush: 6.1 • Avg/catch: 10.2 • Pass effic: 115.10 • KR avg: 22.7 • PR avg: 11.5 • All purpose avg/game: 578.0 • Total offense avg/gm: 487.0

Date	Opponent	Tackles				Sacks		Fumble		Pass Defense			blkd	PAT Attempts			off		pts
		ua	a	total	tfl-yds	no	yds	ff	fr-yds	int-yds	qbh	brup	kick	kick	rush	rcv	saf	t/o	
Sep 19	at Western Kentucky	35	18	53	5.0-16	1.0-1	0	0-0	0-0	0	1	0	3-4	0	0	0	0	0	30
Opponents		38	48	86	4.0-10	1.0-7	1	0-0	0-0	1	7	0	3-3	0	0	0	0	0	24

Date	Opponent	Punting									Field Goals			Kickoffs				
		no.	yds	avg	long	blkd	tb	fc	50+	i20	md-att	long	blkd	no.	yds	avg	tb	ob
Sep 19	at Western Kentucky	2	88	44.0	51	0	0	1	1	1	1-2	24	0	6	340	56.7	0	0
Opponents		5	239	47.8	57	0	0	1	2	1	1-1	43	0	5	292	58.4	1	1



**2020 Liberty University Football**  
Liberty Opponent Game-by-Game (as of Sep 19, 2020)  
**All games**



**OPPONENT STATISTICS**

Date	Opponent	Rushing				Receiving				Passing				Kick Returns				Punt Returns				tot off
		no.	yds	td	lg	no.	yds	td	lg	cmp-att-int	yds	td	lg	no.	yds	td	lg	no.	yds	td	lg	
Sep 19	at Western Kentucky	28	98	0	21	18	193	3	36	18-25-0	193	3	36	5	73	0	24	1	-1	0	0	291
		28	98	0	21	18	193	3	36	18-25-0	193	3	36	5	73	0	24	1	-1	0	0	291
Liberty		58	354	4	51	13	133	0	32	13-21-0	133	0	32	3	68	0	34	2	23	0	17	487

Games: 1 • Avg/rush: 3.5 • Avg/catch: 10.7 • Pass effic: 176.45 • KR avg: 14.6 • PR avg: -1.0 • All purpose avg/game: 363.0 • Total offense avg/gm: 291.0

Date	Opponent	Tackles				Sacks no-yds	Fumble		Pass Defense			blkd kick	PAT Attempts			off			
		ua	a	total	tfl-yds		ff	fr-yds	int-yds	qbh	brup		kick	rush	rcv	saf	t/o	pts	
Sep 19	at Western Kentucky	38	48	86	4.0-10	1.0-7	1	0-0	0-0	1	7	0	3-3	0	0	0	0	0	24
		38	48	86	4.0-10	1.0-7	1	0-0	0-0	1	7	0	3-3	0	0	0	0	0	24
Liberty		35	18	53	5.0-16	1.0-1	0	0-0	0-0	0	1	0	3-4	0	0	0	0	0	30

Date	Opponent	Punting						Field Goals			Kickoffs							
		no.	yds	avg	long	blkd	tb	fc	50+	i20	md-att	long	blkd	no.	yds	avg	tb	ob
Sep 19	at Western Kentucky	5	239	47.8	57	0	0	1	2	1	1-1	43	0	5	292	58.4	1	1
		5	239	47.8	57	0	0	1	2	1	1-1	43	0	5	292	58.4	1	1
Liberty		2	88	44.0	51	0	0	1	1	1	1-2	24	0	6	340	56.7	0	0



**2020 Liberty University Football**  
Liberty Team Game-by-Game Comparison (as of Sep 19, 2020)  
All games



Opponent	Score	First Downs				Pen	Rushing Number-Yards	Passing		Total Offense Plays-Yards	Return Yards	Turn- Overs
		Total	Rush	Pass	Comp-Att-Int			Yards				
Western Kentucky	30 - 24	27 / 18	20 / 6	6 / 9	1 / 3	58-354 / 28-98	13-21-0 / 18-25-0	133 / 193	79-487 / 53-291	91 / 72	0 / 0	
Totals	30 - 24	27 / 18	20 / 6	6 / 9	1 / 3	58-354 / 28-98	13-21-0 / 18-25-0	133 / 193	79-487 / 53-291	91 / 72	0 / 0	

Opponent	3rd Down		4th Down		Time of Possession		TOP Margin	Avg		Avg Yds/Play	Punting		Penalties		Sacks
	Conversions	Attempts	Conversions	Attempts	Team	Opponent		Yds/Rush	Yds/Pass		Number	Avg	Number-Yards	Number-Yards	
Western Kentucky	5-14	3-10	3-4	1-1	34:59	25:01	9:58	6.1 / 3.5	6.3 / 7.7	6.2 / 5.5	2-44.0	5-47.8	8-89	2-19	1 / 1
Totals	5-14	3-10	3-4	1-1	34:59	25:01	9:58	6.1 / 3.5	6.3 / 7.7	6.2 / 5.5	2-44.0	5-47.8	8-89	2-19	1 / 1

Note: Game totals are displayed in the format TEAM/OPPONENT for each category



**2020 Liberty University Football  
Liberty Game Superlatives (as of Sep 19, 2020)  
All games**



**INDIVIDUAL GAME HIGHS**

Rushes	23	MACK, Joshua at Western Kentucky (Sep 19, 2020)
Yards Rushing	168	WILLIS, Malik at Western Kentucky (Sep 19, 2020)
TD Rushes	3	WILLIS, Malik at Western Kentucky (Sep 19, 2020)
Long Rush	51	WILLIS, Malik at Western Kentucky (Sep 19, 2020)
Pass attempts	21	WILLIS, Malik at Western Kentucky (Sep 19, 2020)
Pass completions	13	WILLIS, Malik at Western Kentucky (Sep 19, 2020)
Yards Passing	133	WILLIS, Malik at Western Kentucky (Sep 19, 2020)
Long Pass	32	WILLIS, Malik at Western Kentucky (Sep 19, 2020)
Receptions	3	SHAA, Kevin at Western Kentucky (Sep 19, 2020)
Yards Receiving	53	YARBROUGH, CJ at Western Kentucky (Sep 19, 2020)
Long Reception	32	YARBROUGH, CJ at Western Kentucky (Sep 19, 2020)
Field Goals	1	BARBIR, Alex at Western Kentucky (Sep 19, 2020)
Long Field Goal	24	BARBIR, Alex at Western Kentucky (Sep 19, 2020)
Punts	2	ALVES, Aidan at Western Kentucky (Sep 19, 2020)
Punting Avg	44.0	ALVES, Aidan at Western Kentucky (Sep 19, 2020)
Long Punt	51	ALVES, Aidan at Western Kentucky (Sep 19, 2020)
Punts inside 20	1	ALVES, Aidan at Western Kentucky (Sep 19, 2020)
Long Punt Return	17	DOUGLAS, Demario at Western Kentucky (Sep 19, 2020)
Long Kickoff Return	34	LOUIS, Shedro at Western Kentucky (Sep 19, 2020)
Tackles	7	ALEXANDER, Benjamin at Western Kentucky (Sep 19, 2020)
Sacks	1.0	RUSINS, Ralfs at Western Kentucky (Sep 19, 2020)
Tackles For Loss	1.5	BUTLER, Anthony at Western Kentucky (Sep 19, 2020)



**2020 Liberty University Football  
Liberty Game Superlatives (as of Sep 19, 2020)  
All games**



**TEAM GAME HIGHS**

Rushes	58	at Western Kentucky (Sep 19, 2020)
Yards Rushing	354	at Western Kentucky (Sep 19, 2020)
Yards Per Rush	6.1	at Western Kentucky (Sep 19, 2020)
TD Rushes	4	at Western Kentucky (Sep 19, 2020)
Pass attempts	21	at Western Kentucky (Sep 19, 2020)
Pass completions	13	at Western Kentucky (Sep 19, 2020)
Yards Passing	133	at Western Kentucky (Sep 19, 2020)
Yards Per Pass	6.3	at Western Kentucky (Sep 19, 2020)
Total Plays	79	at Western Kentucky (Sep 19, 2020)
Total Offense	487	at Western Kentucky (Sep 19, 2020)
Yards Per Play	6.2	at Western Kentucky (Sep 19, 2020)
Points	30	at Western Kentucky (Sep 19, 2020)
Sacks By	1	at Western Kentucky (Sep 19, 2020)
First Downs	27	at Western Kentucky (Sep 19, 2020)
Penalties	8	at Western Kentucky (Sep 19, 2020)
Penalty Yards	89	at Western Kentucky (Sep 19, 2020)
Punts	2	at Western Kentucky (Sep 19, 2020)
Punting Avg	44.0	at Western Kentucky (Sep 19, 2020)
Long Punt	51	at Western Kentucky (Sep 19, 2020)
Punts inside 20	1	at Western Kentucky (Sep 19, 2020)
Long Punt Return	17	at Western Kentucky (Sep 19, 2020)



**2020 Liberty University Football  
Liberty Game Superlatives (as of Sep 19, 2020)  
All games**

**OPPONENT INDIVIDUAL GAME HIGHS**

Rushes	14	PIGROME, T., at Western Kentucky (Sep 19, 2020)
Yards Rushing	62	PIGROME, T., at Western Kentucky (Sep 19, 2020)
Long Rush	21	PIGROME, T., at Western Kentucky (Sep 19, 2020)
Pass attempts	25	PIGROME, T., at Western Kentucky (Sep 19, 2020)
Pass completions	18	PIGROME, T., at Western Kentucky (Sep 19, 2020)
Yards Passing	193	PIGROME, T., at Western Kentucky (Sep 19, 2020)
TD Passes	3	PIGROME, T., at Western Kentucky (Sep 19, 2020)
Long Pass	36	PIGROME, T., at Western Kentucky (Sep 19, 2020)
Receptions	6	TINSLEY, M., at Western Kentucky (Sep 19, 2020)
Yards Receiving	69	TINSLEY, M., at Western Kentucky (Sep 19, 2020)
TD Receptions	1	TINSLEY, M., at Western Kentucky (Sep 19, 2020)
	1	BURT JR, C., at Western Kentucky (Sep 19, 2020)
	1	SMITH, D., at Western Kentucky (Sep 19, 2020)
Long Reception	36	BURT JR, C., at Western Kentucky (Sep 19, 2020)
Field Goals	1	NARVESON, B., at Western Kentucky (Sep 19, 2020)
Long Field Goal	43	NARVESON, B., at Western Kentucky (Sep 19, 2020)
Punts	5	HAGGERTY, J., at Western Kentucky (Sep 19, 2020)
Punting Avg	47.8	HAGGERTY, J., at Western Kentucky (Sep 19, 2020)
Long Punt	57	HAGGERTY, J., at Western Kentucky (Sep 19, 2020)
Punts inside 20	1	HAGGERTY, J., at Western Kentucky (Sep 19, 2020)
Long Kickoff Return	24	WADE, D., at Western Kentucky (Sep 19, 2020)
Tackles	14	KEY, D., at Western Kentucky (Sep 19, 2020)
Sacks	0.5	JONES, J., at Western Kentucky (Sep 19, 2020)
	0.5	BARBER, R., at Western Kentucky (Sep 19, 2020)
Tackles For Loss	1.0	KINCADE, A., at Western Kentucky (Sep 19, 2020)
	1.0	LOWE, D., at Western Kentucky (Sep 19, 2020)



**2020 Liberty University Football  
Liberty Game Superlatives (as of Sep 19, 2020)  
All games**



**OPPONENT TEAM GAME HIGHS**

Rushes	28	at Western Kentucky (Sep 19, 2020)
Yards Rushing	98	at Western Kentucky (Sep 19, 2020)
Yards Per Rush	3.5	at Western Kentucky (Sep 19, 2020)
Pass attempts	25	at Western Kentucky (Sep 19, 2020)
Pass completions	18	at Western Kentucky (Sep 19, 2020)
Yards Passing	193	at Western Kentucky (Sep 19, 2020)
Yards Per Pass	7.7	at Western Kentucky (Sep 19, 2020)
TD Passes	3	at Western Kentucky (Sep 19, 2020)
Total Plays	53	at Western Kentucky (Sep 19, 2020)
Total Offense	291	at Western Kentucky (Sep 19, 2020)
Yards Per Play	5.5	at Western Kentucky (Sep 19, 2020)
Points	24	at Western Kentucky (Sep 19, 2020)
Sacks By	1	at Western Kentucky (Sep 19, 2020)
First Downs	18	at Western Kentucky (Sep 19, 2020)
Penalties	2	at Western Kentucky (Sep 19, 2020)
Penalty Yards	19	at Western Kentucky (Sep 19, 2020)
Punts	5	at Western Kentucky (Sep 19, 2020)
Punting Avg	47.8	at Western Kentucky (Sep 19, 2020)
Long Punt	57	at Western Kentucky (Sep 19, 2020)
Punts inside 20	1	at Western Kentucky (Sep 19, 2020)



**2020 Liberty University Football**  
**Liberty By-Quarter Statistics (as of Sep 19, 2020)**  
**All games**



**3rd-Down Conversions**

Date	Opponent	Score	Overall		1st Qtr		2nd Qtr		3rd Qtr		4th Qtr		Overtime	
Sep 19, 2020	at Western Kentucky	W 30-24	5-14	35.7	1-3	33.3	1-4	25.0	2-4	50.0	1-3	33.3	0-0	0.0
	Liberty		5-14	35.7	1-3	33.3	1-4	25.0	2-4	50.0	1-3	33.3	0-0	0.0
	Opponents		3-10	30.0	1-4	25.0	2-2	100.0	0-2	0.0	0-2	0.0	0-0	0.0

**4th-Down Conversions**

Date	Opponent	Score	Overall		1st Qtr		2nd Qtr		3rd Qtr		4th Qtr		Overtime	
Sep 19, 2020	at Western Kentucky	W 30-24	3-4	75.0	1-1	100.0	2-2	100.0	0-1	0.0	0-0	0.0	0-0	0.0
	Liberty		3-4	75.0	1-1	100.0	2-2	100.0	0-1	0.0	0-0	0.0	0-0	0.0
	Opponents		1-1	100.0	0-0	0.0	0-0	0.0	0-0	0.0	1-1	100.0	0-0	0.0

**Time of Possession**

Date	Opponent	Score	Overall		1st Qtr		2nd Qtr		3rd Qtr		4th Qtr		Overtime	
Sep 19, 2020	at Western Kentucky	W 30-24	34:59		6:38		10:17		8:13		9:51			
	Liberty		34:59		6:38		10:17		8:13		9:51		0:00	
			Avg.		34:59		6:38		10:17		8:13		9:51	
	Opponents		Total		25:01		8:22		4:43		6:47		5:09	
			Avg.		25:01		8:22		4:43		6:47		5:09	



**2020 Liberty University Football  
Liberty Red-Zone Results (as of Sep 19, 2020)  
All games**



**Liberty Inside Opponent Red-Zone**

Date	Opponent	Score	Times	Times	Total	Rush	Pass	FGs	Failed to score inside RZ						
			In RZ	Scored	Pts	TDs	TDs	TDs	Made	FGA	Down	Int	Fumb	Half	Game
Sep 19, 2020	at Western Kentucky	W 30-24	6	4	23	3	3	0	1	1	1	0	0	0	0
Totals			6	4	23	3	3	0	1	1	1	0	0	0	0

4 of 6 (66.7%)

**Opponents Inside Liberty Red-Zone**

Date	Opponent	Score	Times	Times	Total	Rush	Pass	FGs	Failed to score inside RZ						
			In RZ	Scored	Pts	TDs	TDs	TDs	Made	FGA	Down	Int	Fumb	Half	Game
Sep 19, 2020	at Western Kentucky	W 30-24	1	1	7	1	0	1	0	0	0	0	0	0	0
Totals			1	1	7	1	0	1	0	0	0	0	0	0	0

1 of 1 (100.0%)



**2020 Liberty University Football**  
Liberty Combined Team Statistics (as of Sep 19, 2020)  
**All games**



Date	Opponent	Score	Att.
09-19-20	at Western Kentucky	W 30-24	4276

Rushing	gp-gs	att	gain	loss	net	avg	td	lg	avg/g
WILLIS, Malik	1-1	21	176	8	168	8.0	3	51	168.0
MACK, Joshua	1-1	23	101	1	100	4.3	0	26	100.0
PICKETT, Peyton	1-0	8	52	0	52	6.5	0	14	52.0
LOUIS, Shedro	1-0	4	41	0	41	10.2	1	29	41.0
DOUGLAS, Demario	1-0	1	2	0	2	2.0	0	2	2.0
Total	1	58	372	18	354	6.1	4	51	354.0
Opponents	1	28	121	23	98	3.5	0	21	98.0

Passing	gp-gs	effic	comp-att-int	pct	yds	td	lg	avg/g
WILLIS, Malik	1-1	115.10	13-21-0	61.9	133	0	32	133.0
Total	1	115.10	13-21-0	61.9	133	0	32	133.0
Opponents	1	176.45	18-25-0	72.0	193	3	36	193.0

Receiving	gp-gs	no.	yds	avg	td	lg	avg/g
SHAA, Kevin	1-1	3	22	7.3	0	9	22.0
YARBROUGH, CJ	1-1	2	53	26.5	0	32	53.0
STUBBS, DJ	1-1	2	21	10.5	0	12	21.0
BRUMM, Brody	1-0	2	10	5.0	0	7	10.0
JACKSON, Jerome	1-0	1	15	15.0	0	15	15.0
LOFTON, Jaivian	1-0	1	8	8.0	0	8	8.0
BARRETT, Chris	1-0	1	5	5.0	0	5	5.0
MACK, Joshua	1-1	1	-1	-1.0	0	0	-1.0
Total	1	13	133	10.2	0	32	133.0
Opponents	1	18	193	10.7	3	36	193.0

Field Goals	fg	pct.	01-19	20-29	30-39	40-49	50-99	lg	blk
BARBIR, Alex	1-2	50.0	0-0	1-1	0-0	0-1	0-0	24	0

Scoring	td	fg	PAT			dxp	saf	pts
			kick	rush	rcv	pass		
WILLIS, Malik	3	-	-	-	-	-	-	18
BARBIR, Alex	-	1-2	3-4	-	-	-	-	6
LOUIS, Shedro	1	-	-	-	-	-	-	6
Total	4	1-2	3-4	-	-	-	-	30
Opponents	3	1-1	3-3	-	-	-	-	24

Score by Quarters	1st	2nd	3rd	4th	OT	Total
Liberty	10	7	7	6	0	30
Opponents	0	10	7	7	0	24

Record:	Overall	Home	Away	Neutral
All games	1-0	0-0	1-0	0-0
Conference	0-0	0-0	0-0	0-0
Non-Conference	1-0	0-0	1-0	0-0

Team Statistics	LIBERTY	OPP
FIRST DOWNS	27	18
Rushing	20	6
Passing	6	9
Penalty	1	3
RUSHING YARDAGE	354	98
Rushing Attempts	58	28
Average Per Rush	6.1	3.5
Average Per Game	354.0	98.0
TDs Rushing	4	0
PASSING YARDAGE	133	193
Comp-Att-Int	13-21-0	18-25-0
Average Per Pass	6.3	7.7
Average Per Catch	10.2	10.7
Average Per Game	133.0	193.0
TDs Passing	0	3
TOTAL OFFENSE	487	291
Average Per Play	6.2	5.5
Average Per Game	487.0	291.0
KICK RETURNS: #-Yards	3-68	5-73
PUNT RETURNS: #-Yards	2-23	1-1
INT RETURNS: #-Yards	0-0	0-0
FUMBLES-LOST	1-0	1-0
PENALTIES-Yards	8-89	2-19
PUNTS-AVG	2-44.0	5-47.8
TIME OF POSSESSION/Game	34:59	25:01
3RD-DOWN Conversions	5/14	3/10
4TH-DOWN Conversions	3/4	1/1

Interceptions	no.	yds	avg	td	lg
ALVES, Aidan	2	88	44.0	51	0

Punting	no.	yds	avg	lg	tb	fc	i20	50+	blk
DOUGLAS, Demario	2	23	11.5	0	17				
Total	2	23	11.5	0	17				
Opponents	1	-1	-1.0	0	0				

Punt Returns	no.	yds	avg	td	lg
LOUIS, Shedro	2	58	29.0	0	34
BOLLINGER, Michael	1	10	10.0	0	10
Total	3	68	22.7	0	34
Opponents	5	73	14.6	0	24

All Purpose	g	rush	rcv	pr	kr	ir	total	avg/g
WILLIS, Malik	1	168	0	0	0	0	168	168.0
LOUIS, Shedro	1	41	0	0	58	0	99	99.0
MACK, Joshua	1	100	-1	0	0	0	99	99.0
YARBROUGH, C	1	0	53	0	0	0	53	53.0
PICKETT, Peytto	1	52	0	0	0	0	52	52.0
Total	1	354	133	23	68	0	578	578.0
Opponents	1	98	193	-1	73	0	363	363.0

Total Offense	g	plays	rush	pass	total	avg/g
WILLIS, Malik	1	42	168	133	301	301.0
MACK, Joshua	1	23	100	0	100	100.0
PICKETT, Peyton	1	8	52	0	52	52.0
LOUIS, Shedro	1	4	41	0	41	41.0
DOUGLAS, Demario	1	1	2	0	2	2.0
Total	1	79	354	133	487	487.0
Opponents	1	53	98	193	291	291.0

#	Defensive Leaders	gp-gs	Tackles			tfl/yds	Sacks no-yds	Pass defense			Fumbles		blkd kick	saf
			ua	a	tot			int-yds	brup	qbh	rcv-yds	ff		
1A	ALEXANDER, Benjamin	1-1	4	3	7									
1J	JOHNSON, Durrell	1-1	5	1	6	1.0-1								
6D	BUTLER, Anthony	1-1	3	2	5	1.5-5								
4D	MEGGINSON, Chris	1-1	3	2	5									
1D	SCRUGGS, Javon	1-1	4	1	5									
Total		1	35	18	53	5-16	1-1	1						
Opponents		1	38	48	86	4-10	1-7		7	1		1		