



FIU PANTHERS

2020 FOOTBALL GAME NOTES

SID: Tyson Rodgers, Assistant Athletic Director/Athletic Communications • tyson.rodgers@fiu.edu

BROADCAST INFO

TV: ESPN3

Play-by-play: Nate Gatter

Analyst: Brandon Doughty

Sideline: N/A

FIU RADIO: Caracol 1260AM

Play-by-Play: AJ Ricketts

Analyst: N/A

HEAD COACH INFO

FIU

Head Coach: Butch Davis (Arkansas, '74)

Overall Record: 102-63 (14th Year)

Record at FIU: 23-20 (4th Year)

WKU

Head Coach: Tyson Helton (Houston, '99)

Overall Record: 12-10 (2nd Year)

Record at WKU: 12-10 (2nd Year)

2020 FIU SCHEDULE

at Liberty Saturday, Sept. 26
Lynchburg, Va. L/34-36 ESPN3

MIDDLE TENN* Saturday, Oct. 10
Riccardo Silva L/28-31 ESPN3

JACKSONVILLE ST. Friday, Oct. 23
Riccardo Silva L/10-19

at UTEP* Saturday, Nov. 7
El Paso, Texas CANCELLED

FAU* Friday, Nov. 13
Riccardo Silva L/19-38

at WKU* Saturday, Nov. 21
Bowling Green, Ky. 2 p.m. ESPN3

LA TECH* Saturday, Nov. 28
Riccardo Silva Noon ESPN+

at CHARLOTTE* Saturday, Dec. 5
Charlotte, N.C. 2 p.m. TBA

MARSHALL* Friday, Dec. 11
Riccardo Silva Noon ESPN+

C-USA TITLE GAME Saturday, Dec. 18
TBD 7:00 p.m. CBSSN

* - Denotes C-USA game

ALL CAPS - Game at Riccardo Silva Stadium

All times ET

THE MATCHUP: GAME 5



FIU PANTHERS

(0-4, 0-2 C-USA)

AT

WKU HILLTOPPERS

(3-6, 2-3 C-USA)

Nov. 21, 2020 • 2 p.m. ET • Bowling Green, Ky.



NUMBERS TO KNOW

7.89

Senior D'vonte Price ranks fifth in the nation with his 7.89 yards per rush. That number would break FIU's single season record if it stands.

120.3

In his first season as FIU's featured back, D'vonte Price is averaging 120.3 rush yards per game, which ranks eighth overall in the nation.

6.0

Senior Richard Dames is tied for 11th in country with his 6.0 solo tackles per game. He has earned 24 total in just four games.

116

Rivaldo Fairweather became the first true freshman tight end to earn over 100 yards receiving in a game after his 116-yard performance vs. FAU.

STAT BREAKDOWN

FIU		WKU
22.8	PTS/GM	14.7
31.0	PTS ALLOWED/GM	25.0
166.5	RUSH/GM	114.8
255.3	RUSH D/GM	179.9
117.5	PASS/GM	161.4
203.8	PASS D/GM	179.9
284.0	OFF YDS/GM	276.2
459.0	DEF YDS/GM	347.1
36.8%	3RD CONV.	32.2%
33.3%	4TH CONV.	63.0%
6/8	RZ SCORES-ATT	16/21
3/4	FGM-FGA	9/10
2/7	INT/SACKS	4/19

STORYLINES

LAST TIME OUT

The Panthers dropped a 38-19 decision to FAU at home in the Shula Bowl last Friday night. Senior D'vonte Price rushed for a career-high 179 yards on the ground to lead the Panthers, earning his third game over the century mark on the ground. Max Bortenschlager passed for a season-high 149 yards and a score after coming off the bench in relief of Stone Norton. The favorite target for Bortenschlager was freshman Rivaldo Fairweather, who caught seven passes for 116 yards to become the first true freshman tight end to go over the receiving century mark at FIU.

MR. 1,000

After his 178-yard performance vs. FAU, senior D'vonte Price has now rushed for the eighth-most career rushing yards in FIU history.

1,000 YARD RUSHERS

Rnk	Player (Years)	Yards
1.	Alex Gardner (2014-17)	3,063
2.	Rashod Smith (2002-04)	2,195
3.	Kendrick Rhodes (2010-12)	2,166
4.	Napoleon Maxwell (2014-19)	2,159
5.	Anthony Jones (2015-19)	2,011
6.	Darriet Perry (2008-11)	1,809
7.	A'mod Ned (2005-08)	1,666
8.	D'vonte Price (2017-pres.)	1,421
9.	Julian Reams (2005-08)	1,402
10.	Darian Mallary (2009-12)	1,256

SCHEDULE CHANGES

Date	Opponent
Sept. 26	at Liberty
Oct. 10	Middle Tennessee
Oct. 23	Jacksonville State
Nov. 7	at UTEP*
Nov. 14	FAU
Nov. 21	WKU
Nov. 28	LA Tech
Dec. 5	at Charlotte**
Dec. 11	Marshall**

* - Cancelled due to COVID-19 related issues

** - Rescheduled due to COVID-19 related issues





DEPTH CHART

OFFENSE

Pos.	No.	Player	HT.	Wt.	Cl.
WR	1	JJ Holloman	6-2	200	R-Jr.
	80	Kris Mitchell	6-1	175	R-Fr.
LT	51	Dontae Keys	6-4	300	R-Sr.
	70	Miles Frazier	6-5	304	Fr.
LG	72	Sione Finau	6-3	300	So.
	79	Logan Gunderson	6-5	318	R-Jr.
C	55	Shane McGough	6-2	302	R-Sr.
	65	Julius Pierce	6-5	265	R-Fr.
RG	67	Obinna Nwankwo	6-3	290	R-Sr.
	66	Jahmari Sylvester	6-5	317	Fr.
RT	73	Lyndell Hudson Jr.	6-6	300	R-So.
	78	Shamar Hobby-Lee	6-5	290	R-Fr.
TE	88	Sterling Palmer	6-6	235	Jr.
	87	Kamareon Williams	6-3	240	So.
	13	Rivaldo Fairweather	6-4	233	Fr.
WR	6	Nate Jefferson	5-11	170	R-Fr.
	83	Carson Kaleo	5-9	170	R-Jr.
WR	2	Bryce Singleton	5-11	193	R-Jr.
	17	Caleb Lynum	6-2	215	R-So.
QB	3	Stone Norton	6-3	200	R-Fr.
	OR 12	Max Bortenschlager	6-3	205	R-Sr.
RB	24	D'vonte Price	6-2	215	Sr.
	32	Maleek Williams	5-11	223	R-Jr.
	21	EJ Wilson Jr.	5-11	205	Fr.

SPECIAL TEAMS

Pos.	No.	Player	HT.	Wt.	Cl.
K	0	Chase Gabriel	5-11	180	Fr.
	39	Tommy Heatherly	5-11	210	Sr.
P	39	Tommy Heatherly	5-11	210	Sr.
	0	Chase Gabriel	5-11	180	Fr.
LS	31	Tommy Zozus	6-2	224	R-Jr.
	85	Jackson McDonald	6-5	220	R-Fr.
H	12	Max Bortenschlager	6-3	205	R-Sr.
	39	Tommy Heatherly	5-11	210	Sr.
KR	4	Rishard Dames	5-11	175	R-Jr.
	21	EJ Wilson Jr.	5-11	205	Fr.
PR	2	Bryce Singleton	5-11	193	R-Jr.
	4	Rishard Dames	5-11	175	R-Jr.

DEFENSE

Pos.	No.	Player	HT.	Wt.	Cl.
DE	94	Kevin Oliver	6-4	263	Sr.
	5	Chris Whittaker	6-3	227	R-Jr.
DT	92	Jason Mercier	6-3	262	Jr.
	98	Jordan Woods	6-4	275	R-Sr.
DT	99	Davon Strickland	6-1	263	R-So.
	97	Kane Taylor	6-3	280	R-Jr.
DE	90	Noah Curtis	6-6	267	Sr.
	53	Tevin Jones	6-4	220	R-Jr.
OLB	10	Daniel Jackson	6-2	228	Sr.
	11	Josh Powell	5-11	194	Sr.
MLB	58	Tyson Maeva	6-0	230	R-Sr.
	9	Jamal Gates	6-2	225	Sr.
OLB	9	Jamal Gates	6-2	225	Sr.
	45	Rocky Jacques-Louis	6-3	205	Jr.
CB	4	Rishard Dames	5-11	175	R-Jr.
	26	Jamal Anderson	6-2	180	R-So.
S	0	Dorian Hall	6-4	190	R-Jr.
	22	Benny McCray	6-2	185	R-Jr.
S	3	Richard Dames	5-11	185	Sr.
	18	Nikholi Jaghai	5-7	180	R-Sr.
CB	7	Josh Turner	6-0	188	R-Jr.
	28	Jesson Walker	6-1	170	R-So.

PRONUNCIATION GUIDE

Max **BORTENSCHLAGER**.....Bore-tin-slahger
NASIR Carter.....nas-EAR
SIONE FINAU.....CEE-own-E fa-NOW
 Rocky **JACQUES-LOUIS**.....Put some French on it
NIKHOLI JAGHAI.....Nickle-EYE Jag-EYE
 Caleb **LYNUM**.....LIE-Num
 Tyson **MAEVA**.....MY-ava
 Shane **MCGOUGH**.....mc-GOO
 Jason **MERCIER**.....MERCY-a
MERSHAWN Miller.....mer-SHAUN
OBINNA NWANKWO.....O-bean-uh New-Wonk-Woah
 Henry **OMU**.....OH-moo
DIMITRY PROPHETE.....DEMI-tree prophet
 Noah **QUIER**.....Choir
JESSON Walker.....JA-SAUN
KAMAREON Williams.....Ka-MAR-e-on
KAMEREN Williams.....Cameron
MALEEK Williams.....ma-LEEK
 Tommy **ZOZUS**.....ZO-zeus

2020 FIU FOOTBALL ROSTERS

NUMERICAL

No.	Name	Pos.	Ht.	Wt.	Yr.	Hometown/HS/Previous School
0	Chase Gabriel	K	5-11	180	Fr.	Brunswick, Ga. / Glynn Academy
0	Dorian Hall	DB	6-4	190	R-Jr.	Hollywood, Fla. / South Broward HS
1	JJ Holloman	WR	6-2	200	R-Jr.	Covington, Ga. / Newton HS / Georgia
2	Bryce Singleton	WR	5-11	193	R-Jr.	Hilton Head Island, S.C. / Hilton Head Island HS
3	Richard Dames	DB	5-11	185	Sr.	Miami, Fla. / Booker T. Washington HS
3	Stone Norton	QB	6-3	200	R-Fr.	Nashville, Tenn. / Davidson Academy
4	Haden Carlson	QB	6-3	192	Fr.	Lutz, Fla. / Steinbrenner HS
4	Rishard Dames	DB	5-11	175	R-Jr.	Miami, Fla. / Booker T. Washington HS
5	Chris Whittaker	DL	6-3	227	R-Jr.	Hollywood, Fla. / Chaminade-Madonna HS / Kentucky
6	Alexy Jean-Baptiste	DL	6-3	245	R-Sr.	Pompano Beach, Fla. / Coconut Creek HS / Arkansas
6	Nate Jefferson	WR	5-11	170	R-Fr.	Longwood, Fla. / Lyman HS
7	Josh Turner	DB	6-0	188	R-Jr.	Delray Beach, Fla. / American Heritage / Iowa
7	Kaylan Wiggins	QB	6-2	200	R-Jr.	Sanford, Fla. / Seminole HS
8	Lexington Joseph	RB	5-9	185	So.	Miami, Fla. / Miami Central HS
9	Jamal Gates	LB	6-2	225	Sr.	Palm Beach Gardens, Fla. / Dwyer HS
10	Daniel Jackson	LB	6-2	228	Sr.	Apex, N.C. / Middle Creek HS
11	Josh Powell	LB	5-11	194	Sr.	Riviera Beach, Fla. / Suncoast HS
12	Max Bortenschlager	QB	6-3	205	R-Sr.	Fishers, Ind. / Cathedral HS / Maryland
13	Rivaldo Fairweather	TE	6-4	233	Fr.	Fort Lauderdale, Fla. / Boyd Anderson HS
14	Joe Hocker	TE	6-5	245	R-Fr.	Cincinnati, Ohio / Deer Park HS
15	Teddy Richardson	WR	5-11	185	Fr.	Miami, Fla. / Booker T. Washington HS
16	Xavier McGriff	WR	6-2	180	Fr.	Jacksonville, Fla. / Baldwin HS
17	Caleb Lynum	WR	6-2	215	R-So.	Leesburg, Fla. / East Ridge HS
18	Nikholi Jaghai	DB	5-7	180	R-Sr.	Miami Gardens, Fla. / Flanagan HS / Northern Iowa
19	Deuce Dunbar	DB	6-2	185	Fr.	Port St. Lucie, Fla. / Centennial High School
19	Shemar Thornton	WR	5-11	182	Sr.	Miami, Fla. / Hallandale HS
20	Kejon Owens	RB	5-10	185	Fr.	Miami, Fla. / Miami Central HS
21	EJ Wilson Jr.	RB	5-11	195	Fr.	Seffner, Fla. / Armwood HS
22	Benny McCray	DB	6-2	185	R-Jr.	Clermont, Fla. / East Ridge HS
23	Andrew Volmar	DB	6-1	170	Fr.	Plantation, Fla. / American Heritage
24	D'vonte Price	RB	6-2	215	Sr.	Punta Gorda, Fla. / Charlotte HS
25	Josh Guilford	WR	6-4	195	Fr.	Sanford, Fla. / Seminole HS
26	Jamal Anderson	DB	6-2	180	R-So.	Homestead, Fla. / South Dade HS
27	Henry Gray	DB	6-0	175	Fr.	Hollywood, Fla. / Miami Central / Nebraska
28	Jesson Walker	DB	6-1	170	R-So.	Southwest Brevard County, Fla. / Rockledge HS
29	Jamal Potts	DB	6-2	185	Fr.	Delray Beach, Fla. / American Heritage
30	Joe Perkins	DB	6-0	196	Fr.	Jackson, Miss. / Madison-Ridgeland Academy
31	Tommy Zozus	LS	6-2	224	R-Jr.	Punta Gorda, Fla. / Charlotte HS
32	Matthew Enriquez	K	5-9	220	Fr.	Coral Gables, Fla. / Coral Gables HS
32	Maleek Williams	RB	5-11	223	R-Jr.	Punta Gorda, Fla. / Charlotte HS / Arkansas
33	Shaun Peterson Jr.	RB	6-3	215	R-So.	Fort Lauderdale, Fla. / Nova HS
34	Chance Coleman	LB	6-0	205	Fr.	Tampa, Fla. / Gaither HS
35	Lucas Matias	K/P	5-11	165	So.	Pembroke Pines, Fla. / American Heritage / Keiser
36	Jecoryan Davis-Hamilton	ATH	6-1	194	Fr.	Apopka, Fla. / Apopka HS
37	Romelo Brooks	LB	5-10	200	R-Jr.	Miami, Fla. / Miami Killian HS
38	Sam Kane	DB	6-2	200	Fr.	Denver, Colo. / Thunder Ridge HS
39	Tommy Heatherly	P	5-11	210	Sr.	Grove, Okla. / Grove HS / NE Oklahoma A&M
43	Nate White	DL	6-4	220	R-Fr.	Orlando, Fla. / Edgewater HS
44	AJ Mathis	LB	6-2	200	Fr.	Largo, Fla. / Largo HS
45	Rocky Jacques-Louis	LB	6-3	205	Jr.	Fort Myers, Fla. / Dunbar HS
46	Reggie Peterson	LB	6-2	225	Fr.	Fort Pierce, Fla. / Centennial HS
49	Shykieim Pace	DL	6-4	220	Fr.	Opa-locka, Fla. / Monsignor Pace HS
50	Nasir Carter	LB	6-2	220	R-Fr.	Orlando, Fla. / West Orange HS
51	Dontae Keys	OL	6-4	300	R-Sr.	Fayetteville, N.C. / Jack Britt / North Carolina A&T
51	Dimitry Prophete	LB	6-1	230	Sr.	Miami, Fla. / Southridge HS
52	Donovan Georges	LB	6-1	240	R-So.	Hialeah, Fla. / Champagnat Catholic
53	Tevin Jones	LB	6-4	220	R-Jr.	Miami, Fla. / Miami Norland HS
55	Shane McGough	OL	6-2	302	R-Sr.	Tampa, Fla. / Gaither HS
56	Tamarick Best	LB	6-1	225	Fr.	Pahokee, Fla. / Pahokee HS
57	Justin Michel	LB	6-1	225	R-So.	Fort Myers, Fla. / Dunbar HS
58	Tyson Maeva	LB	6-0	230	R-Sr.	San Diego, Calif. / San Diego Cathedral Catholic HS / Boise St.

ALPHABETICAL

No.	Name	Pos.
26	Jamal Anderson	DB
64	Trevor Arnett	OL
56	Tamarick Best	LB
12	Max Bortenschlager	QB
37	Romelo Brooks	LB
4	Haden Carlson	QB
50	Nasir Carter	LB
34	Chance Coleman	LB
75	Rashad Colson	DL
90	Noah Curtis	DL
3	Richard Dames	DB
4	Rishard Dames	DB
89	Ty Danzy	DL
36	Jecoryan Davis-Hamilton	ATH
77	D'Antne Demery	OL
19	Deuce Dunbar	DB
32	Matthew Enriquez	K
13	Rivaldo Fairweather	TE
72	Sione Finau	OL
70	Miles Frazier	OL
0	Chase Gabriel	K
9	Jamal Gates	LB
52	Donovan Georges	LB
27	Henry Gray	DB
25	Josh Guilford	WR
79	Logan Gunderson	OL
0	Dorian Hall	DB
39	Tommy Heatherly	P
78	Shamar Hobdy-Lee	OL
14	Joe Hocker	TE
1	JJ Holloman	WR
73	Lyndell Hudson Jr.	OL
10	Daniel Jackson	LB
45	Rocky Jacques-Louis	LB
18	Nikholi Jaghai	DB
81	John Jaramillo	WR
6	Alexy Jean-Baptiste	DL
6	Nate Jefferson	WR
53	Tevin Jones	LB
8	Lexington Joseph	RB
83	Carson Kaleo	WR
38	Sam Kane	DB
51	Dontae Keys	OL
17	Caleb Lynum	WR
58	Tyson Maeva	LB
44	AJ Mathis	LB
35	Lucas Matias	K/P
61	Joey Maya	LB
22	Benny McCray	DB
85	Jackson McDonald	TE/LS
55	Shane McGough	OL
16	Xavier McGriff	WR
92	Jason Mercier	DL
57	Justin Michel	LB
62	Mershawn Miller	OL
75	Jose Mirabal	OL
80	Kris Mitchell	WR
3	Stone Norton	QB
67	Obinna Nwankwo	OL
84	David O'Meara	TE
94	Kevin Oliver	DL

2020 FIU FOOTBALL ROSTERS

ALPHABETICAL

No.	Name	Pos.
93	Henry Omu	DL
20	Kejon Owens	RB
49	Shykieim Pace	DL
88	Sterling Palmer	TE
30	Joe Perkins	DB
33	Shaun Peterson Jr.	RB
46	Reggie Peterson	LB
65	Julius Pierce	OL
58	Kristoff Pollas	OL
29	Jamal Potts	DB
11	Josh Powell	LB
24	D'vonte Price	RB
51	Dimitry Prophete	LB
63	Noah Quier	OL
86	KJ Reid-Jacques	DL
96	David Reynolds	DL
15	Teddy Richardson	WR
60	Clayton Senior III	DL
2	Bryce Singleton	WR
99	Davon Strickland	DL
66	Jahmari Sylvester	OL
95	Andrew Tarver	DL
97	Kane Taylor	DL
19	Shemar Thornton	WR
7	Josh Turner	DB
82	Jordan Underwood	WR
23	Andrew Volmar	DB
28	Jesson Walker	DB
43	Nate White	DL
5	Chris Whittaker	DL
7	Kaylan Wiggins	QB
87	Kamareon Williams	TE
71	Kamaren Williams	OL
32	Maleek Williams	RB
21	EJ Wilson Jr.	RB
98	Jordan Woods	DL
31	Tommy Zozus	LS

NUMERICAL

No.	Name	Pos.	Ht.	Wt.	Yr.	Hometown/HS/Previous School
58	Kristoff Pollas	OL	5-9	260	Fr.	Fort Lauderdale, Fla. / St. Thomas Aquinas HS
60	Clayton Senior III	DL	6-3	230	Fr.	Jacksonville, Fla. / Atlantic Coast HS
61	Joey Maya	LB	6-0	210	R-Fr.	Apex, N.C. / Middle Creek HS
62	Mershaw Miller	OL	6-2	313	R-Jr.	Miami, Fla. / Miami Central HS
63	Noah Quier	OL	6-4	310	R-Fr.	Bradenton, Fla. / IMG Academy
64	Trevor Arnett	OL	6-6	240	Fr.	Lakeland, Fla. / Lake Gibson HS
65	Julius Pierce	OL	6-5	265	R-Fr.	Sanford, Fla. / Seminole HS
66	Jahmari Sylvester	OL	6-5	317	Fr.	Fort Lauderdale, Fla. / St. Thomas Aquinas HS
67	Obinna Nwankwo	OL	6-3	290	R-Sr.	Miramar, Fla. / Miramar HS / Florida A&M
70	Miles Frazier	OL	6-5	304	Fr.	Camden, N.J. / Milford Academy Prep
71	Kamaren Williams	OL	6-4	290	R-Jr.	Humble, Texas / Summer Creek HS / Trinity Valley CC
72	Sione Finau	OL	6-3	300	So.	Keller, Texas / Central HS
73	Lyndell Hudson Jr.	OL	6-6	300	R-So.	Brooksville, Fla. / Central HS
75	Rashad Colson	DL	6-5	310	R-Jr.	Miami, Fla. / Miami Norland HS
75	Jose Mirabal	OL	6-5	285	Fr.	Homestead, Fla. / South Dade HS
77	D'Antne Demery	OL	6-5	320	Sr.	Brunswick, Ga. / Brunswick HS / Hutchinson CC (KS)
78	Shamar Hobby-Lee	OL	6-5	290	R-Fr.	Tampa, Fla. / Jefferson HS
79	Logan Gunderson	OL	6-5	318	R-Jr.	Jacksonville, Fla. / Trinity Christian HS / ASA College
80	Kris Mitchell	WR	6-1	175	R-Fr.	Jacksonville, Fla. / Mandarin HS
81	John Jaramillo	WR	5-9	170	R-So.	Miami, Fla. / Southwest Miami HS
82	Jordan Underwood	WR	6-0	180	R-So.	Apopka, Fla. / Olympia HS
83	Carson Kaleo	WR	5-9	170	R-Jr.	Lutz, Fla. / Steinbrenner HS / Florida Tech
84	David O'Meara	TE	6-5	245	Jr.	Tallahassee, Fla. / Chiles HS
85	Jackson McDonald	TE/LS	6-5	220	R-Fr.	Marathon, Fla. / Marathon HS
86	KJ Reid-Jacques	DL	6-3	210	Fr.	Hollywood, Fla. / Chaminade-Madonna HS
87	Kamareon Williams	TE	6-3	240	So.	Delray Beach, Fla. / Atlantic HS
88	Sterling Palmer	TE	6-6	235	Jr.	Midlothian, Va. / Fork Union Military
89	Ty Danzy	DL	6-5	235	R-Fr.	Anderson, S.C. / Westside HS
90	Noah Curtis	DL	6-6	267	Sr.	Riviera Beach, Fla. / American Heritage
92	Jason Mercier	DL	6-3	262	Jr.	Boynton Beach, Fla. / Atlantic HS
93	Henry Omu	DL	6-7	295	R-Sr.	Kingston, Ga. / Atlanta Sports City Prep
94	Kevin Oliver	DL	6-4	263	Sr.	Davie, Fla. / Western HS
95	Andrew Tarver	DL	6-1	295	R-Sr.	Powder Springs, Ga. / McEachern HS
96	David Reynolds	DL	6-4	245	So.	Nashville, Tenn. / Ensworth HS
97	Kane Taylor	DL	6-3	280	R-Jr.	Clearwater, Fla. / Clearwater HS / East Mississippi CC
98	Jordan Woods	DL	6-4	275	R-Sr.	Citra, Fla. / North Marion HS / Georgia Tech
99	Davon Strickland	DL	6-1	263	R-So.	Hollywood, Fla. / South Broward HS

COACHING STAFF

Name	Coaching Title	Year at FIU	Alma Mater
Butch Davis	Head Coach	4th Season	Arkansas '74
Jeff Copp	Co-Def. Coord./Linebackers	4th Season	Boise State '01, ASU '03
Jerod Kruse	Co-Def. Coord./Defensive Backs	2nd Season	Emporia State '00 & '07
Rich Skrosky	Off. Coord./Quarterbacks	4th Season	Ramapo '83
Drew Davis	Tight Ends	4th Season	Ole Miss '17
Tim Harris Jr.	Running Backs	6th Season	Miami (Fla.) '08
Kenard Lang	Defensive Line	2nd Season	Miami (Fla.) '97
DJ McCarthy	Wide Receivers	1st Season	Washington '94
Bryn Renner	Cornerbacks/Recruiting Coord.	4th Season	North Carolina '14
Joel Rodriguez	Offensive Line	1st Season	Miami (Fla.) '05
Harrison Green	Special Teams Coord.	1st Season	Penn State '13, SMU '16
Sean Binckes	GA - Offense	1st Season	LIU Post '16
Wisly Desire	GA - Offensive Line	2nd Season	Jacksonville University '13
Nigel Madison	GA - Defensive Line	1st Season	Concordia University Ann Arbor '17
Antonio Rodriguez	GA - Defense	1st Season	FIU '20

QUICK FACTS

UNIVERSITY INFORMATION

Location.....Miami, Florida
 Founded/Opened.....1965/1972
 Enrollment.....54,000
 Nickname.....Panthers
 Mascot Name.....Roary
 Fight Song.....FIU Fight Song
 Colors.....Blue (PMS 282) & Gold (PMS 871)
 Affiliation.....NCAA Division I (FBS)
 Conference.....Conference USA (East Div)
 School President.....Dr. Mark B. Rosenberg
 Director of Sports & Ent.....Pete Garcia
 Team Twitter.....@FIUFootball
 Athletics Twitter.....@FIUAthletics
 Website.....FIUSports.com
 Conference Website.....ConferenceUSA.com

STADIUM INFORMATION

Venue.....Riccardo Silva Stadium (20,000)
 Surface.....Field Turf
 First Year.....2008
 First Game at Riccardo Silva.....Sept. 20, 2008
 Result.....L, 9-17 vs. USF
 Record at Riccardo Silva.....37-36 (12 yrs)
 Largest Crowd.....22,682 vs. Duke (10/1/11)
 %27,339 vs. Miami (11/23/19)
 Ticket Office Phone.....(305) FIU-GAME
 % - Home game played at Marlins Park

FIU FOOTBALL HISTORY

First Year of Football.....2002
 All-Time Record.....69-139 (18 yrs)
 #All-Time On-Field Record.....79-139 (18 yrs)
 All-Time C-USA Record.....25-31 (7 yrs)
 All-Time Sun Belt Record.....20-37 (8 yrs)
 All-Time Home Record.....51-55 (18 yrs)
 All-Time Road Record.....26-81 (18 yrs)
 Versus AP Top 25.....0-8
 Bowl Appearances.....5 ('10-'11, '17-'19)
 Bowl Record.....2-3
 Most Wins in Single-Season.....9 (2018)
 NFL Draft Picks.....10
 # - Wins in 2003 (2-10), 2004 (3-7) and 2005 (4-6, 3-4 SBC) were vacated

THE PANTHERS IN 2020

2019 Record.....6-7
 C-USA Record/Finish.....3-5/6th (East)
 Last Bowl Appearance.....2019 Camellia Bowl
 Bowl Result.....L, 26-34 vs. Arkansas State
 Head Coach.....Butch Davis
 Alma Mater.....Arkansas '74
 Record at FIU.....23-16 (3 years)
 Career Record.....102-59 (13 years)
 Basic Offense.....Pro Set
 Basic Defense.....Multiple 4-3
 Returning Letterwinners.....53/20
 Starters Returning/Lost.....14/11
 Offense.....5/6
 Defense.....7/4
 Special Teams.....2/1

SCHEDULE INFO/RETURNING STARTERS

2020 SCHEDULE

Date	Opponent (TV)	Location	Series Record
Sept. 26	at Liberty (ESPNU)	Lynchburg, VA	First Meeting
Oct. 10	Middle Tennessee* (ESPNU)	Miami, FL	MT leads, 10-4/10-5#
Oct. 23	Jacksonville State (ESPN3)	Miami, FL	First Meeting
Nov. 7	at UTEP* (ESPN+)	El Paso, TX	FIU leads, 3-1
Nov. 13	FAU* (CBSSN)	Miami, FL	FAU leads, 13-4/13-5#
Nov. 21	at WKU* (ESPN+)	Bowling Green, KY	WKU leads 5-4/5-5#
Nov. 28	Louisiana Tech* (ESPN+)	Miami, FL	LA Tech leads, 4-0
Dec. 5	at Charlotte* (ESPNU)	Charlotte, NC	FIU leads, 5-0
Dec. 11	Marshall* (CBSSN)	Miami, FL	Marshall leads, 6-2

BOLD - home game
 * - Conference USA game
 # - Includes vacated win

2019 RESULTS (6-7, 3-5 C-USA)

Date	Opponent (TV)	Result/Score	Attendance
Aug. 29	at Tulane (ESPN3)	L/14-42	16,361
Sept. 7	WKU* (ESPN+)	L/14-20	13,311
Sept. 14	New Hampshire (ESPN+)	W/30-17	11,756
Sept. 20	at Louisiana Tech* (CBSSN)	L/31-43	18,782
Oct. 5	UMass (ESPN+)	W/44-0	12,746
Oct. 12	Charlotte* (ESPN+)	W/48-23	16,834
Oct. 19	UTEP* (ESPN+)	W/32-17	13,951
Oct. 26	at Middle Tennessee* (NFL Network)	L/17-50	9,512
Nov. 2	Old Dominion* (ESPN+)	W/24-17	14,644
Nov. 9	at FAU* (Stadium)	L/7-37	17,603
Nov. 23	Miami^ (CBSSN)	W/30-24	27,339
Nov. 30	at Marshall* (CBSSN)	L/27-30 (OT)	18,596
Dec. 21	vs. Arkansas State% (ESPN)	L/26-34	16,209

BOLD - home game
 * - Conference USA game
 ^ - home game played at Marlins Park
 % - Camellia Bowl (Montgomery, Alabama)

MEDIA INFO

PRACTICE COVERAGE

Due to COVID-19 restrictions, practices this week will be closed to the media. Interviews are available upon request. All interview requests must be directed to the FIU Athletic Communications Office at least 24 hours in advance. Please send all requests via email to tyson.rodgers@fiu.edu.



TYSON RODGERS
 Assistant Athletic Director
 Primary Football Contact
 O: 305-348-2084
 C: 662-418-2982
 Email: tyson.rodgers@fiu.edu



TYLER BRAIN
 Communications Director
 Secondary Football Contact
 C: 256-616-3097
 Email: tbrain@fiu.edu

FIU Athletics Address
 11200 SW 8th Street
 OBCC 211
 Miami, FL 33199

Riccardo Silva Stadium Address
 11200 SW 8th Street
 Miami, FL 33199
 Modesto A. Maidique Campus

REFER AS FIU PANTHERS

Florida International University has a long and storied history across all of its Division I NCAA programs. We respectfully ask that you refer to our University's athletic programs as the FIU Panthers.

Please refrain from using any of the following
Fla Int'l = use FIU
Golden Panthers = use Panthers

STAT RANKINGS

STAT BREAKDOWN

Category	FIU	WKU
Points/Game	22.8	14.7
First Downs	52	148
Rushing Yards/Game	166.5	114.8
Passing Yards/Game	117.5	161.4
Total Off. Yards/Game	284.0	276.2
Total Yards Allowed/Game	459.0	347.1
Third Down Conv.	36.8%	32.2%
Turnovers Gained	3	6
Turnovers Lost	2	12
Sacks	7	19
Red Zone Offense	75.0%	76.2%
Red Zone Defense	81.0%	86.7%
Time of Possession/Game	24:17	29:40
Penalty Yards/Game	56.25	36.89

C-USA RANKINGS

Category	FIU
Points/Game	10th
Points Allowed/Game	8th
First Downs	12th
Rushing Yards/Game	8th
Rushing Yards Allowed/Game	13th
Passing Yards/Game	12th
Passing Yards Allowed/Game	5th
Total Off. Yards/Game	12th
Total Yards Allowed/Game	12th
Third Down Conv.	12th
Turnovers Gained	11th
Turnovers Lost	1st
Sacks	11th
Sacks Allowed	8th
Red Zone Offense	10th
Red Zone Defense	5th
Time of Possession/Game	13th
Penalty Yards/Game	8th

NCAA RANKINGS

Category	FIU
Points/Game	99th
Points Allowed/Game	72nd
First Downs	104th
Rushing Yards/Game	66th
Rushing Yards Allowed/Game	122nd
Passing Yards/Game	119th
Passing Yards Allowed/Game	35th
Total Off. Yards/Game	120th
Total Yards Allowed/Game	100th
Third Down Conv.	85th
Turnovers Gained	96th
Turnovers Lost	12th
Sacks	80th
Sacks Allowed	121st
Red Zone Offense	102rd
Red Zone Defense	47th
Time of Possession/Game	126th
Penalty Yards/Game	70th

GAME NOTES



Josh Turner earned the first turnover of 2020, becoming the first Panther of the year to be named Takeaway Champion.



Rishard Dames led the team with four INTs in 2019. He earned his first INT of 2020 after his pick against MTSU.

SCOUTING THE HILLTOPPERS

WKU enters the game with a 3-6 mark, having won its last game against Southern Miss, 10-7. The Hilltoppers have also downed Middle Tennessee and Chattanooga on the year.

Tyrrell Pigrome has led WKU at quarterback, passing for 1,084 yards and eight touchdowns. The QB has also showed off his mobility, rushing for 277 yards and a score.

Defensively, the Hilltoppers have held opponents to just 118.03 yards passing per game, which ranks as the sixth best in the nation.

LAST TRIP TO WKU

FIU's last trip to Bowling Green resulted in a 38-17 win for the Panthers as the squad took down WKU on Oct. 27, 2018. James Morgan passed for 171 yards and three touchdowns, while D'vonte Price earned his second 100-yard performance after rushing for 119 yards and a pair of scores.

ROAD RECORD FOR PANTHERS

FIU is 6-11 in road games under Butch Davis, with the last true road win coming at Charlotte on Nov. 17, 2018. The Panthers went 4-1 on the road in 2018, including a 38-17 victory for FIU over WKU in Bowling Green on Oct. 27, 2018.

TURNOVERS KEY IN DAVIS ERA

FIU has only turned the ball over twice this year, which ranks as the 12th-lowest in the country and first in the league. Under head coach Butch Davis, the Panthers are 16-4 when winning the turnover margin and 14-6 when forcing at least two opposing turnovers.

2020 TURNOVER NUMBERS

Date	Opp. (Result)	TO +/-
9/26	at Liberty (L/34-36)	0
10/10	MTSU (L/28-31)	+1
10/23	JSU (L/10-19)	-1
11/13	FAU (L/19-38)	+1

PANTHERS BEHIND THE LINE

FIU's defense has earned 32 tackles for loss this season in only three games, to give the Panthers a 8.0 TFL average per contest. That total is tied for 17th in the nation and best in C-USA.

Tevin Jones and Jason Mercier are tied for the team lead in TFLs, with each Panther owning 3.5 TFLs each.

PUNT RETURN D AMONG BEST

The Panther punt defense has allowed just -0.20 yards per return this season, ranking fifth in the nation for that category. Additionally FIU ranks third in the conference and 15th nationally for net punting, averaging 41.96 per attempt.

PUNT RETURN DEFENSE

Rnk	School	Avg.
1.	Iowa	-4.00
2.	Houston	-2.00
3.	Kent State	-1.00
4.	Miami (OH)	-0.50
5.	FIU	-0.20

2020 TRENDS

LEADING/TRAILING/TIED

Leading At Half:	0-0
Trailing At Half:	0-3
Tied At Half:	0-1
Leading After 3rd Quarter:	0-4
Trailing After 3rd Quarter:	0-0

SCORING

Scores First:	0-4
Opponent Scores First:	0-0
Shutout at Half:	0-0
Hold Opp. Scoreless at Half:	0-0
Scores 20+ Points:	0-2
Scores Under 20 Points:	0-2
Allows 20+ Points:	0-3
Hold Opp. Under 20 Points:	0-1

TOTAL YARDS

Less Than 300 Yards:	0-1
300+ Total Offense:	0-3
400+ Total Offense:	0-0
500+ Total Offense:	0-0
600+ Total Offense:	0-0
Hold Opp. Less Than 300 Yards:	0-0
Allow Opp. 300+ Yards:	0-0
Allow Opp. 400+ Yards:	0-3
Allow Opp. 500+ Yards:	0-1
Allow Opp. 600+ Yards:	0-0

RUSH YARDS

Less Than 100 Yards:	0-1
100+ Yards Rushing:	0-2
200+ Yards Rushing:	0-1
300+ Yards Rushing:	0-0
Hold Opp. Under 100 Yards:	0-0
Allows 100+ Yards Rushing:	0-1
Allows 200+ Yards Rushing:	0-2
Allows 300+ Yards Rushing:	0-1

PASS YARDS

Less Than 200 Yards:	0-4
200+ Yards Passing:	0-0
300+ Yards Passing:	0-0
400+ Yards Passing:	0-0
500+ Yards Passing:	0-0
Hold Opp. Under 200 Yards:	0-2
Allows 200+ Yards Passing:	0-1
Allows 300+ Yards Passing:	0-1
Allows 400+ Yards Passing:	0-0
Allows 500+ Yards Passing:	0-0

TURNOVERS

Has 0 Turnovers:	0-3
Has 1 Turnover:	0-1
Has 2 Turnovers:	0-0
Has 3+ Turnovers:	0-0
Forces 0 Turnovers:	0-1
Forces 1 Turnover:	0-2
Forces 2 Turnover:	0-1
Forces 3+ Turnovers:	0-0

GAME NOTES



In his first season as FIU's featured back, D'vonte Price has earned 7.89 yards per carry this season. That total ranks as the fifth best in the nation and would break FIU's single-season record if it holds up.

THE PRICE IS RIGHT

Senior D'vonte Price has rushed over the century mark three times this season, with a career-high 178 coming against FAU on Nov. 13.

Price has earned 7.89 yards per carry this season, which ranks fifth overall in the nation and tops the league. Additionally, the senior is averaging 120.3 rushing yards per game this season, which ranks eighth in the nation and first in C-USA.

NATION LEADERS YARDS PER CARRY

Rnk	Player (School)	Avg.
1.	Jayden Daniels (Arizona St.)	10.09
2.	Tyler Shough (Oregon)	8.30
3.	Khalil Herbert (Va. Tech)	8.19
4.	Sean Tyler (Western Michigan)	8.00
5.	D'vonte Price (FIU)	7.89

CAREER DAY FOR PRICE

Senior D'vonte Price rushed for a career-best 178 yards against FAU on Nov. 13, which ranked as the eighth-most in a game at FIU and most by a running back since 2010.

MOST RUSH YARDS IN SINGLE GAME AT FIU

Yds	Player vs. Opp (Date)
262	Rashod Smith vs. Jacksonville (10/31/02)
230	Rashod Smith vs. NMSU (10/30/04)
214	Ben West vs. FAMU (10/1/05)
199	Rashod Smith at SFA (10/9/04)
187	Kaylan Wiggins* vs. New Hamp. (9/14/19)
187	Adam Gorman vs. Holy Cross (10/25/03)
186	Darriet Perry at Troy (11/13/10)
178	D'vonte Price vs. FAU (11/13/20)

* - Quarterback

RICHARD GOING SOLO

Safety Richard Dames is tied for 11th in the nation and ranks second in the league with his 6.0 solo tackles for game this season. He has earned 24 in just four games. The other half of the Dames Twins, Rishard, has posted 3.3 solo tackles per game and has earned 13 so far in the first four outings.

OLIVER IN A HURRY

Senior Kevin Oliver earned eight QB hurries last season, which broke FIU's single-season record. Oliver currently ranks fourth at FIU for his nine QB hurries overall. The defensive end sits behind Greg Hickman's 13 earned from 2010-13.

MOST QB HURRIES IN FIU HISTORY

Rnk	Player (Years)	QBH
1.	Greg Hickman (2010-13)	13
2.	Fermin Silva (2015-18)	11
3.	Anthony Johnson (2014-18)	10
4.	Kevin Oliver (2017-20)	9
5.	Sage Lewis (2015-19)	8
	Giovani Francois (2011-14)	8

CURTIS COMPARED TO PAST DL

Senior Noah Curtis has earned over 100 tackles for his career, which ranks ninth all-time among defensive linemen at FIU. Antwan Barnes is the all-time leader for the position, as he bounced from LB to DE later in his career.

MOST CAREER TACKLES AMONG DL

Rnk	Player (Years)	Tlk
1.	Antwan Barnes (2003-06)	224
2.	Tourek Williams (2009-12)	152
3.	Daunte Foster (2002-04)	129
4.	Isame Faciane (2010-13)	122
5.	Denzell Perine (2011-15)	119
6.	Mike Wakefield (2012-15)	118
7.	Greg Hickman (2010-13)	116
8.	Fermin Silva (2015-18)	110
9.	Noah Curtis (2017-20)	105
10.	Lars Koht (2011-15)	96

SERIES HISTORY

All-Time Record: 6-7*
Last Meeting: L/14-20 (9/7/19)
Longest Winning Streak by FIU: 4
Longest Winning Streak by WKU: 4
At FIU: 4-3
At WKU: 2-4
Neutral Site: 0-0
Game Decided by 7 Points or Less: 2-2
Most Points Scored by FIU: 41 (11/24/17)
Most Points Scored by WKU: 63 (11/21/15)
Largest Margin of Victory for FIU: 24 ('18)
Largest Margin of Victory for WKU: 56 ('15)



GAMES NOTES



Freshman Rivaldo Fairweather earned a career-high 116 yards receiving against FAU on Nov. 13.



Redshirt freshman Nate Jefferson scored his first TD as a Panther, getting into the endzone on a jet sweep vs. MTSU.

FAIRWEATHER BREAKOUT GAME

Rivaldo Fairweather earned a career-high 116 yards on seven catches against FAU on Nov. 13, with the freshman's highlight coming after he broke off a 67-yard TD catch and run.

The 100-yard performance for Fairweather marks the first time a true freshman tight end has gone over the century mark in receiving yards and just the fifth player overall among true freshmen. Additionally, the 116-yard game ranks as the fourth-highest receiving total for any true freshman at FIU.

FIU TRUE FRESHMAN 100-YARD RECEIVING PERFORMANCES

Rnk	Player (Pos.) vs. Opp. (Date)	Yds
1	T.Y. Hilton (WR) vs. Arkansas State (11/8/08)	199
2	T.Y. Hilton (WR) at North Texas (10/4/08)	145
3	Chandler Williams (WR) at Gardner-Webb (11/15/03)	132
4	Rivaldo Fairweather (TE) vs. FAU (11/13/20)	116
	T.Y. Hilton (WR) at Troy (10/18/08)	116
6	Bryce Singleton (WR) vs. UMass (12/2/17)	111
7	Chandler Williams (WR) at Georgia Southern (10/4/03)	108
8	Chandler Williams (WR) vs. Stephen F. Austin (10/9/03)	101
9	Jeremy Dickens (WR) at Alabama (10/28/06)	100

TAKEAWAY CHAMPIONS

FIU has earned three turnovers so far this season, with two being INTs and most recently a fumble recovery. Redshirt junior Josh Turner picked off the first INT for FIU in 2020, as the cornerback snagged an errant Asher O'Hara pass against Middle Tennessee on Oct. 10.

TAKEAWAY CHAMPIONS

No.	Player	Opp. (Date)	Type of TO
7	Josh Turner	vs. Middle Tenn. (Oct. 10)	INT
4	Rishard Dames	vs. Middle Tenn. (Oct. 10)	INT
90	Noah Curtis	vs. FAU (Nov. 13)	Fumble

THE CAMPAIGN FOR PANTHER QB 2020

FIU has had great success with its last two QBs, as James Morgan (Jets) and Alex McGough (Seahawks) were both taken in the NFL Draft, Morgan being selected this past offseason and McGough going in the 2018 NFL Draft.

Among the four candidates vying for the starting QB job this season, the group owns a total of 14 combined starts.

LAST 2 QBs FOR FIU DURING BUTCH DAVIS ERA

Player	Pass Yds	Pass TDs	Pass Eff.	Years at FIU
Alex McGough	9,091	65*	128.1	2014-17
James Morgan	5,375	40	143.4*	2018-19

* - School record

FIU QB COMPARISON FOR 2020

No.	Player	Comp-Att.	Pct	Yards	TD	INT
3	Stone Norton	24-44	54.5%	250	3	0
7	Kaylan Wiggins	6-19	31.5%	42	0	1
12	Max Bortenschlager	14-30	46.7%	187	1	0

ALL-PURPOSE FLEX

After opening the year with a 100-yard kickoff return for a touchdown, sophomore Lexington "Flex" Joseph has turned heads. Joseph has averaged 33.5 yards per kickoff return this season, which ranks fifth in the nation and tops C-USA.

The sophomore was ranked second in the country earlier this season, after his 200.0 all-purpose yard average, but following the game against Jacksonville State his total took a dip to 135.00 per game. That new mark ranks 25th in the nation.

LONGEST KICK OFF RETURN IN FIU HISTORY

Rnk	Player vs. Opp (Date)	Yards
1	Lexington Joseph at Liberty (9/26/20)	100
	Richard Leonard at FAU (11/16/12)	100
3.	Greg Moss vs. Carson-Newman (9/27/03)	99
4.	Lionell Singleton vs. Bowling Green (9/16/06)	98
5.	T.Y. Hilton at Alabama (9/12/09)	96

GAME NOTES



In his first game as a Panther, Boise State transfer Tyson Maeva earned eight tackles against Liberty.



Shaun Peterson earned a career-high 117 rushing yards in his first start as a Panther versus Middle Tennessee.



Kevin Oliver broke FIU's record for most QB hurries in a single-season with eight in 2019. He has nine for his career.

2020 PLAYER HONORS

LEXINGTON JOSEPH | RB/KR | SO

- C-USA Special Teams POW (Sept. 26)

TOMMY HEATHERLY | P | SR

- Ray Guy Award Watch List
- Ray Guy Award Ray's 4 for Week 8

D'ANTNE DEMERY | OL | SR

- Outland Trophy Watch List

SHANE MCGOUGH | OL | R-SR

- Rimington Trophy Watch List

2020 UNIFORM WATCH

AT LIBERTY (SEPT. 26 | L/34-36)

All white, gold numbers and trim

MIDDLE TENN. (OCT. 10 | L/28-31)

White helmet, blue jersey, white pants

J'VILLE STATE (OCT. 23 | L/10-19)

All blue, pink logo for Breast Cancer Awareness

AT UTEP (NOV. 7)

CANCELLED

FAU (NOV. 13 | L/19-38)

Blue helmet, blue jersey, white pants

AT WKU (NOV. 21)

???

LA TECH (NOV. 28)

???

AT CHARLOTTE (DEC. 5)

???

MARSHALL (DEC. 11)

???

BACK-TO-BACK FOR PRICE

D'vonte Price earned back-to-back 100-yard games on the ground for the first time in his career, after rushing for 148 against Liberty and 112 versus Middle Tennessee. In FIU's history, there has only been nine running backs with consecutive 100-yard games. Rashod Smith's four in a row in 2004 is the all-time record.

CONSECUTIVE 100-YARD RUSHING GAMES

Rnk	No	Player	Season
1.	4	Rashod Smith	2004
2.	3	Anthony Jones	2019
3.	2	D'vonte Price	2020
	2	Alex Gardner	2016
	2	Alex Gardner	2016
	2	Anthon Samuel	2014
	2	Darriet Perry	2010
	2	Adam Gorman	2003
	2	Jerrid Lundstedt	2002

TWO BACKS OVER 100

Shaun Peterson and D'vonte Price each eclipsed the 100-yard rushing mark against Middle Tennessee. The occurrence marked just the eighth time an FIU running back pair has each earned over 100 yards rushing in a single game. Overall, it is the fourth time during the Butch Davis era that it has happened.

GAMES WITH TWO RBs OVER 100

RBs(Yards) vs. Opponent	Date
S. Peterson (117), D. Price (112) vs. Middle Tenn.	10/10/20
A. Jones (117), N. Maxwell (114) vs. Charlotte	10/12/19
S. Phillips (117), N. Maxwell (104) vs. UMass	9/15/18
A. Gardner (108), A. McGough (108) vs. UMass	12/2/17
A. Gardner (119), A. Jones (121) vs. Marshall	11/19/16
A. Gardner (141), A. Jones (128) at UTEP	10/8/16
Perry (186), Hilton (158), Mallary (118) at Troy	11/13/10
A. Gorman (138), D. Demeritt (121) vs. J'Ville	10/30/03

STONE NORTON EXPERIENCE

FIU played three quarterbacks at Liberty to open the season, with Stone Norton making the biggest impact. The redshirt freshman was 9-of-13 passing, with 120 and a pair of TD tosses to Bryce Singleton and D'vonte Price.

WELCOME BACK, BRYCE

In his first action since Dec. 21, 2018, Bryce Singleton caught two catches for 50 yards. The redshirt junior was on the receiving end of a 45-yard bomb from Stone Norton which gave the WR his first TD since Nov. 3, 2018 vs. FAU.



AP TOP 25 POLL

Rk.	Team	Points	LW	Rec.
1	Alabama (60)	1,548	1	6-0
2	Notre Dame (1)	1,467	2	8-0
3	Ohio State (1)	1,445	3	3-0
4	Clemson	1,355	4	7-1
5	Texas A&M	1,240	5	5-1
6	Florida	1,222	6	5-1
7	Cincinnati	1,198	7	7-0
8	BYU	1,094	8	8-0
9	Indiana	997	10	4-0
10	Wisconsin	950	13	2-0
11	Oregon	949	11	2-0
12	Miami (Fla.)	940	9	7-1
13	Georgia	824	12	4-2
14	Oklahoma State	750	14	5-1
T-15	Coastal Carolina	557	15	7-0
T-15	Marshall	557	16	7-0
17	Iowa State	498	17	5-2
18	Oklahoma	497	18	5-2
19	Northwestern	378	23	4-0
20	Southern Cal	377	20	2-0
21	Liberty	307	22	8-0
22	Texas	296	21	5-2
23	Auburn	187	24	4-2
24	Louisiana	177	25	7-1
25	Tulsa	155	NR	4-1

Others receiving votes: North Carolina 101, SMU 20, Utah 17, Washington 15, Arizona State 9, Boise State 6, San Jose State 5, Appalachian State 5, Nevada 3, Iowa 2, Buffalo 1, UCF 1

GAME NOTES

SCHEDULE CHANGES

ORIGINAL 2020 SCHEDULE

Date	Opponent
Sept. 3	Jacksonville State*
Sept. 12	at UCF*
Sept. 19	at Old Dominion**
Sept. 26	at Liberty
Oct. 10	Middle Tennessee
Oct. 17	Charlotte
Oct. 24	at UMass**
Oct. 30	Marshall
Nov. 7	at UTEP
Nov. 14	FAU
Nov. 21	WKU
Nov. 28	LA Tech

* - Start of season pushed back
** - Opponent opted not to play 2020 season

"CURRENT" 2020 SCHEDULE

Date	Opponent
Sept. 26	at Liberty
Oct. 10	Middle Tennessee
Oct. 23	Jacksonville State
Nov. 7	at UTEP
Nov. 14	FAU
Nov. 21	WKU
Nov. 28	LA Tech
Dec. 5	at Charlotte**
Dec. 11	Marshall**

* - Cancelled due to COVID-19 related issues
** - Rescheduled due to COVID-19 related issues

NUMBER CHANGES

The Panthers gave the FIU football equipment staff quite the headache this past offseason, as 15 players swapped numbers.

Player	Old # > New #
Dorian Hall	36 > 0
JJ Holloman	4 > 1
Bryce Singleton	9 > 2
Richard Dames	38 > 3
Rishard Dames	35 > 4
Chris Whittaker	47 > 5
Jamal Gates	59 > 9
Daniel Jackson	40 > 10
Josh Powell	48 > 11
Nikholi Jaghai	17 > 18
Benny McCray	27 > 22
Henry Gray	10 > 27
Dontae Keys	76 > 51
Henry Omu	76 > 93
Kane Taylor	70 > 97

AMWAY COACHES POLL

Rk.	Team	Points	LW	Rec.
1	Alabama (57)	1545	1	6-0
2	Notre Dame (3)	1468	2	8-0
3	Ohio State (2)	1430	3	3-0
4	Clemson	1349	4	7-1
5	Florida	1232	5	5-1
6	Texas A&M	1229	6	5-1
7	Cincinnati	1168	7	7-0
8	BYU	1100	8	8-0
9	Miami (FL)	987	9	7-1
10	Indiana	983	10	3-0
11	Georgia	879	11	4-2
12	Wisconsin	853	14	2-0
13	Oregon	849	12	2-0
14	Oklahoma State	790	13	5-1
15	Marshall	572	15	7-0
16	Iowa State	543	16	5-2
17	Oklahoma	492	18	5-2
18	Coastal Carolina	485	17	7-0
19	USC	284	20	2-0
20	Northwestern	362	23	4-0
21	Auburn	317	21	4-2
22	Liberty	305	22	8-0
23	Texas	219	24	5-2
24	North Carolina	153	NR	6-2
25	Louisiana	137	NR	7-1

AROUND THE C-USA

FRIDAY, NOV. 20

UAB at UTEP (ESPN+) PPD
UMass at FAU (CBSSN) 8 p.m.

SATURDAY NOV. 21

Charlotte at Marshall (Stadium) PPD
FIU at WKU (ESPN3) 2 p.m.
Rice at North Texas (ESPN3) 2 p.m.
UTSA at Southern Miss (ESPN+) 3 p.m.
Middle Tenn. at Troy (ESPN3) 3:30 p.m.
LA Tech vs. ULM (TBA) PPD

PLAYERS OF THE WEEK

OFFENSE

Grant Wells, QB, Marshall
25-of-37, 336 yards, 5 TDs

DEFENSE

Rashad Wisdom, S, UTSA
9 tackles, 2 forced fumbles

SPECIAL TEAMS

Robert LeFevre, P, Marshall
57.2 punt average, 4 punts inside 20

2020 C-USA STANDINGS

EAST DIVISION

Team	Conf.	CPct.	Overall	Pct
Marshall	4-0	1.000	7-0	1.000
Florida Atlantic	4-1	0.800	4-1	0.800
Charlotte	2-1	0.667	2-3	0.400
WKU	2-3	0.400	3-6	0.333
Middle Tennessee	2-4	0.333	2-6	0.250
FIU	0-2	0.000	0-4	0.000

WEST DIVISION

Team	Conf.	CPct.	Overall	Pct
UAB	2-1	0.667	4-3	0.571
Louisiana Tech	3-2	0.600	4-3	0.571
UTSA	3-2	0.600	5-4	0.556
Rice	1-1	0.500	1-1	0.500
North Texas	1-2	0.333	2-3	0.400
Southern Miss	1-3	0.250	2-6	0.250
UTEP	0-3	0.000	3-4	0.429



OLD NOTES

PETERSON GOES FOR 100

In his first career start, redshirt sophomore Shaun Peterson rushed for 117 yards and a pair of scores. Prior to last Saturday's performances, Peterson had 54 total yards in his entire career at FIU.

SEASON OPENERS

FIU has earned a 3-15 (4-14) record in season openers, with the Panthers owning a 1-9 (2-10) record for season openers on the road. The Panthers have not won a season opener since 2015's 15-14 slug fest against UCF in Orlando.

Due to the COVID-19 outbreak, this year's season opener on Sept. 26, 2020 at Liberty will be FIU's latest season opener in program history.

Date	Opponent	Result
8/29/02	Saint Peter's	W/27-3
9/6/03	at Indiana State	L/10-13
9/11/04	at Youngstown St.	W/22-16 (OT)
9/3/05	at Kansas State	L/21-35
8/31/06	Middle Tennessee	L/6-7
9/1/07	at #17 Penn State	L/0-59
8/30/08	at Kansas	L/10-40
9/12/09	at #4 Alabama	L/14-40
9/11/10	Rutgers	L/14-19
9/1/11	North Texas	W/41-16
9/1/12	at Duke	L/26-46
8/31/13	at Maryland	L/10-43
8/30/14	Bethune-Cookman	L/12-14
9/3/15	at UCF	W/15-14
9/1/16	Indiana	L/13-34
8/31/17	at UCF	L/17-61
9/1/18	Indiana	L/28-38
8/29/19	at Tulane	L/14-42
9/26/20	at Liberty	L/34-36

BIG LEG FOR HEATHERLY

In his first season at FIU, Tommy Heatherly had one of the best years for a Panther punter in school history. Heatherly averaged 42.98 per punt last season, which ranked as the second-best mark in school history.

Even more impressive, three of Heatherly's games rank in the Top 10 at FIU for highest punt average as he boomed a 50.3 at LA Tech, 50.0 vs. New Hampshire and 49.3 vs. Arkansas State in the 2019 Camellia Bowl. Two of Heatherly's punts also ranked in the Top 10 at FIU for longest punts in a game, after he boomed a 68-yarder at FAU and a 62-yarder against Middle Tennessee.

BUZZ FOR DEMERY

D'Antne Demery racked up the preseason honors this past summer, as the 6-5, 320-pound left tackle earned preseason all-conference honors from the C-USA and publications Athlon and Phil Steele. Demery was also named to the Outland Trophy Watch List by the Football Writers Association of America (FWAA).

TWIN MAGIC

Richard and Rishard Dames are one of just 53 FBS squads who have sets of brothers on their roster. These twins can provide double coverage in the secondary, as Richard plays safety and Rishard at corner.

The Dames Twins put up big numbers last season and look to be the leaders on defense in 2020. So far in 2020, the pair have combined for 34 tackles and an interception. Richard Dames ranks first on the team in tackles with 15, while Rishard has earned nine for the fifth-most on the squad.

DAMES TWINS IN 2019

No.	Player	TKL	TFL	PBU	INTS	TDS
3	Richard	56	4.0	5	0	0
4	Rishard	59	6.0	6	4	1

WALK-ON TO SCHOLARSHIP

Obinna Nwankwo and Niholi Jaghai were awarded scholarships this preseason, as the pair became the 13th and 14th walk-ons to earn scholarships since Butch Davis took over the football program in 2017.

REWRITING RECORDS

Players under Butch Davis have broken 23 single-game, 15 season and 16 career records and those are just in the individual section of the FIU record books.

SECURE THE BAG

FIU only turned the ball over 15 times last season, which ranked the Panthers 33rd overall in the country for that category and fourth in Conference USA.

Those great turnover numbers were thanks to current New York Jet James Morgan, who protected the ball well in 2019 as the Panthers only threw six interceptions. That total ranked as the 12th-lowest in the country and second in the league.

PROTECTION UP FRONT

The FIU offensive line ranked fifth in the nation last season for sacks allowed, as the Panther big men gave up only 14 sacks.

The 14 sacks allowed ranked as the second lowest ever allowed in FIU history.

FIU VS. TOP 25 SACK TEAMS IN NATION

Team	Rank	FIU Total Allowed
Miami (Fla.)	t7th	0
Charlotte	t18th	1.0
FAU	t24th	0
Marshall	t24th	1.0

D-LINE TURNAROUND

After four games to start 2019, the Panthers had earned only three sacks. After those first three games however, FIU got to the QB 18 times in the last nine games to make a drastic improvement upfront.

A large part of that success was due to Chris Whittaker and Alexy Jean-Baptiste. The pair combined for eight of FIU's 21 total sacks in 2019.

GAME-BY-GAME SACKS TOTALS

Date	Opponent	Total
8/29/19	at Tulane	1.0
9/7/19	WKU	0
9/14/19	New Hampshire	1.0
9/20/19	at Louisiana Tech	1.0
10/5/19	UMass	2.5
10/12/19	Charlotte	1.5
10/19/19	UTEP	3.0
10/26/19	at Middle Tennessee	0
11/2/19	Old Dominion	3.0
11/9/19	at FAU	1.0
11/23/19	Miami (Fla.)	1.0
11/30/19	at Marshall	3.0
12/21/19	vs. Arkansas State	3.0

DRAFT DAY FOR FIU PAIR

FIU had two players selected in the 2020 NFL Draft as quarterback James Morgan and cornerback Stantley Thomas-Oliver III were taken. Morgan was selected with the 125th pick in the fourth round by the New York Jets, while Thomas-Oliver was taken with the 221st pick in the seventh round by the Carolina Panthers.

With the selection of Morgan, FIU joins LSU, Oklahoma and Washington State as the only schools to have multiple QBs drafted since 2018. In addition, the two picks for FIU in the 2020 draft gives the program 10 overall since 2007, with three of those taken during the Butch Davis era.

KINGS OF MIAMI

The highlight of 2019 was FIU's 30-24 win over the Miami Hurricanes at Marlins Park. In front of the largest crowd in school history, the Panthers jumped out to a 16-0 lead to stun the Hurricanes and set the tone for the rest of the game.

Anthony Jones put the game on ice late in the fourth quarter, as the running back sprinted down the sideline for a 37-yard score to put the Panthers up 30-17. Following a UM score and failed onside attempt, James Morgan and the Panthers formed the victory formation to kneel down and seal the 30-24 win and bowl eligibility for FIU.



CHUNK PLAYS

FIU has had six plays go over 40 yards in 2020, with D'vonte Price owning a pair of 65-yard touchdown runs.

Opp.	Result	Yards
at Liberty	Norton pass to Singleton	45
at Liberty	D'vonte Price rush	65
vs. MTSU	Shaun Peterson rush	63
vs. MTSU	D'vonte Price rush	65
vs. FAU	D'vonte Price rush	77
vs. FAU	Bortenschlager pass to Fairweather	67



2020 SCORING DRIVES

Opp. (Date)	Plays-Yds	TOP	Qtr	Scoring Play
Liberty (9/26)	1-100	:09	1	Joseph 100-yard KO return
Liberty (9/26)	8-82	2:59	1	Price 30-yard TD run
Liberty (9/26)	2-79	:29	3	Price 65-yard TD run
Liberty (9/26)	7-95	2:53	3	Norton to Singleton 45-yard pass
Liberty 9/26)	4-43	1:50	4	Norton to Price 6-yard pass
MTSU (10/10)	4-23	1:41	1	Peterson 1-yard TD run
MTSU (10/10)	1-78	:16	2	Peterson 63-yard TD run
MTSU (10/10)	5-36	2:06	3	Jefferson 7-yard TD run
MTSU (10/10)	1-65	:17	3	Price 65-yard TD run
JSU (10/23)	6-20	2:10	1	Gabriel 37-yard FG
JSU (10/23)	7-63	3:00	3	Norton to Jefferson 6-yard pass
FAU (11/13)	1-77	0:16	2	Price 77-yard TD run
FAU (11/13)	4-4	1:42	2	Gabriel 41-yard FG
FAU (11/13)	15-79	6:26	3	Gabriel 21-yard FG
FAU (11/13)	3-67	0:34	4	Bortenschlager to Fairweather TD pass

Longest scoring drive (plays) - 15 vs. FAU (11/13)
 Longest scoring drive (yards) - 100 at Liberty (9/26)
 Longest scoring drive (time) - 6:26 vs. FAU (11/13)
 Shortest scoring drive (plays) - 1 at Liberty (9/26)
 Shortest scoring drive (yards) - 4 vs. FAU (11/13)
 Shortest scoring drive (time) - :09 at Liberty (9/26)

GAME-BY-GAME OFFENSIVE STARTERS

Opponent (Date)	QB	RB	RB/WR	WR	WR	TE	LT	LG	C	RG	RT
at Liberty (9/26)	Bortenschlager	Price	Joseph	Holloman	Singleton	Palmer	Demery	Finau	McGough	Miller	Hudson
Middle Tenn. (10/10)	Wiggins	Peterson	Jefferson	Mitchell	Singleton	Palmer	Demery	Finau	McGough	Miller	Hudson
J'Ville State (10/23)	Norton	Price	Jefferson	Mitchell	Singleton	Williams	Keys	Finau	Miller	Nwankwo	Hudson
FAU (11/13)	Norton	Price	Jefferson	Holloman	Singleton	Palmer	Keys	Finau	McGough	Nwankwo	Hudson
at WKU (11/21)											
LA Tech (11/28)											
at Charlotte (12/5)											
Marshall (12/11)											

GAME-BY-GAME DEFENSIVE STARTERS

Opponent (Date)	DE	DT	DT	DE	OLB	MLB	OLB/DB	CB	SS	FS	CB
at Liberty (9/26)	Oliver	Mercier	Strickland	Curtis	Gates	Maeva	Jaghai	Turner	Ric. Dames	Hall	Ris. Dames
Middle Tenn. (10/10)	Oliver	Mercier	Strickland	Jones	Gates	Maeva	McCray	Turner	Ric. Dames	Hall	Ris. Dames
J'Ville State (10/23)	Oliver	Mercier	Strickland	Curtis	Gates	Maeva	Anderson	Turner	Ric. Dames	Hall	Ris. Dames
FAU (11/13)	Oliver	Mercier	Strickland	Curtis	Gates	Maeva	Anderson	Turner	Ric. Dames	Hall	Ris. Dames
at WKU (11/21)											
LA Tech (11/28)											
at Charlotte (12/5)											
Marshall (12/11)											

WE FAMILY, BOSS!

FIU MOURNS LOSS OF AUBREY HILL

FIU lost assistant coach Aubrey Hill this past summer, after he passed away on Aug. 16, 2020, following his battle with cancer. Hill, 48, was entering his fourth season at FIU, serving as the wide receiver's coach for the Panthers. To honor the memory of Aubrey Hill, FIU will wear a special decal on the back of its helmets this year.



COACH DAVIS GAME NOTES



RETURNING STAT LEADERS

Total Touchdowns.....	Shemar Thornton (5)
Pass Completions.....	Kaylan Wiggins (15)
Pass Attempts.....	Kaylan Wiggins (27)
Pass Long.....	Kaylan Wiggins (40)
Passing Yards.....	Kaylan Wiggins (172)
Pass Per Game.....	Kaylan Wiggins (17.2)
Passing Touchdowns.....	N/A
Rush Attempts.....	D'Vonte Price (50)
Long Rush.....	Kaylan Wiggins (70)
Rushing Yards.....	Kaylan Wiggins (323)
Rush Per Carry.....	Kaylan Wiggins (6.6)
Rush Per Game.....	Kaylan Wiggins (32.3)
Rushing Touchdowns.....	Kaylan Wiggins (3)
Receptions.....	Shemar Thornton (51)
Catch Long.....	Shemar Thornton (54)
Receiving Touchdowns.....	Shemar Thornton (5)
Receiving Yards.....	Shemar Thornton (668)
Yards Per Catch.....	Shemar Thornton (13.1)
Rec. Yards Per Game.....	Shemar Thornton (51.4)
Total Tackles.....	Jamal Gates (85)
Solos.....	Gates/Ris. Dames (56)
TFLs.....	Alexy Jean-Baptiste (9.0)
INTs.....	Rishard Dames (4)
Pass Breakups.....	Rishard Dames (6)
Sacks.....	Alexy Jean-Baptiste (5.5)
FG Made.....	N/A
FG Made Long.....	N/A
Punt Average.....	Tommy Heatherly (43.0)
Punt Long.....	Tommy Heatherly (68)



DAVIS PASSES CENTURY MARK

The 2019 season gave another milestone for Head Coach Butch Davis, as he officially passed the 100-win mark with a 32-17 victory over UTEP on Oct. 19. Davis has 102 career collegiate wins entering 2020.

DAVIS NEARS FIU RECORD

Butch Davis only needs five wins to become FIU's all-time winningest coach in program history after earning 23 victories for the Panthers in just four seasons at the helm. Over his historic career, Davis has won 102 games.

<u>Coach (Years)</u>	<u>Record at FIU</u>
Mario Cristobal (2007-12)	27-47
Butch Davis (2017-pres.)	23-20
Don Strock (2002-06)	15-41
Ron Turner (2013-16)	10-30
Ron Cooper (2016)	4-4

DAVIS ADDS TO NFL DRAFT HISTORY

FIU had two players selected in this past year's NFL Draft, with James Morgan going in the fourth round to the New York Jets and Stantley Thomas-Oliver III going in the seventh round to the Carolina Panthers.

Additionally, FIU had four players sign undrafted free agent contracts with Isaiah Brown, Anthony Jones, Napoleon Maxwell and Tear Tart all landing on teams. FIU's six players in the NFL for last year's class led Conference USA and brought Coach Davis' total of players to reach the NFL to 142 over his storied career.

Davis has also coached or recruited 35 first round draft picks, which was only just recently has been surpassed by Alabama's Nick Saban.

FAMILY TIES

FIU is just one of eight football programs in the FBS to feature a father-son duo as a head coach and assistant coach. Butch's son Drew joined the FIU coaching staff in 2017 as a graduate assistant before working his way into a full-time role coaching the tight ends in 2018.

<u>Father Coach/Son Coach</u>	<u>School</u>
Steve/Louie Addazio	Colorado St.
Butch/Drew Davis	FIU
Randy/Corey Edsall	UConn
Jim/Jay Harbaugh	Michigan
Skip/Trey Holtz	LA Tech
Kirk/Brian Ferentz	Iowa
Doug/Cory Martin	NMSU
Lovie/Miles Smith	Illinois

FROM DL TO HEAD COACH

Over his historic career, Butch Davis made his bread and butter on the defensive line. He coached the group with the Miami Hurricanes from 1984-1988 and then with the Dallas Cowboys from 1989-1992, both under Jimmy Johnson.

In the FBS, Davis is one of just 10 former defensive line coaches that are currently head coaches. Furthermore, Davis, Brady Hoke and Ed Orgeron are the only three that have both collegiate and professional experience coaching the defensive line position.

<u>Coach</u>	<u>School</u>
Gary Anderson	Utah State
Dave Aranda	Baylor
Butch Davis	FIU
Luke Fickell	Cincinnati
Brady Hoke	SDSU
Mike Locksley	Maryland
Bronco Mendenhall	Virginia
Ed Orgeron	LSU
Ricky Rahne	Old Dominion
Ryan Silverfield	Memphis

COACH BUTCH DAVIS BIO



BUTCH DAVIS

14th Season Overall (102-63) 4th Season at FIU (23-20)

- The Panthers have broke or tied 102 school records under Davis
- School record three-straight bowl berths
- Most wins by FIU coach in three-year span (23)
- Broke single-season school record in wins (9) in 2018
- His .649 career win percentage ranks 8th highest among active coaches
- One of just four schools in nation to have multiple QBs drafted in last three years

On Nov. 15, 2016, Butch Davis was named the fourth head coach of the FIU football program, returning to South Florida where he made a name for himself as one of the premier minds in football. A man with a proven record of success and an unyielding commitment to excellence, Davis has brought an identity and a swell of energy to the FIU football program. Davis will enter his fourth season at FIU in 2020.

Davis has compiled a 102-59 overall record in 13 years as a college head coach, including three BIG EAST Championships while coaching the University of Miami (1995-00). In that span, Davis recruited and/or coached more than 120 players that made it to the NFL, 35 of which were first-round draft picks.

Davis coached in the NFL for 10 years and is still the only head coach to take the expansion Cleveland Browns to the playoffs in 2002, while winning a pair of Super Bowl rings as an assistant coach with the Dallas Cowboys in the early 1990s. During his 13-year collegiate coaching career, Davis guided his teams to 10 bowl games, winning six of them, including a 37-20 victory over the Florida Gators in the 2001 Sugar Bowl.

In just three seasons, Davis has transformed the football program and has instilled a winning tradition at FIU after taking the Panthers to three-straight bowl appearances and setting a school-record for wins (9) in 2018. Davis has also won 23 games in his first three seasons at the helm, which is the most by any Panther football coach in a three-year span.

Davis is also responsible for the program's biggest victory, after defeating the Miami Hurricanes 30-24 at Marlins Park in 2019.

Three players have been taken in the NFL Draft under Davis, with two of those being quarterbacks in Alex McGough and James Morgan. FIU joined Oklahoma, LSU and Washington State as the only schools in the country to have multiple quarterbacks drafted from 2018-2020. Furthermore, FIU has had more quarterbacks selected during the 2018-20 span than all other Florida FBS schools (Florida, Florida State, FAU, Miami, UCF and USF) combined in their last five drafts.

The 2019 season was one of resiliency, as the Panthers bounced back from an 0-2 start and injuries to earn another bowl bid to end the year. FIU finished the year with a 6-7 mark and closed out the season with a first-time trip to the Camellia Bowl in Mobile, Alabama. The Panthers lost a high-scoring affair to Arkansas State but not without setting numerous individual offensive records in the process.

The year was highlighted by a 30-24 victory over the Miami Hurricanes at Marlins Park in late November, as the Panthers pulled off the biggest win in program history. In addition to claiming bragging rights for the city of Miami, the win also made the Panthers bowl eligible for the third-straight season. James Morgan and Stantley Thomas-Oliver III were selected in the 2020 NFL Draft to cap the year, with Morgan going to the New York Jets in the fourth round and Thomas-Oliver to the Carolina Panthers in the seventh.



THE DAVIS FILE

- Birth date:** November 17
- Hometown:** Bixby, Oklahoma
- Alma Mater:** Arkansas '74
- Degree:** Bachelor's in Biology & Life Science

HC LEDGER

Year	School	W-L-T
1995	Miami (Fla.)	8-3
1996	Miami (Fla.)	9-3
1997	Miami (Fla.)	5-6
1998	Miami (Fla.)	9-3
1999	Miami (Fla.)	9-4
2000	Miami (Fla.)	11-1
2001	Cleveland Browns	7-9
2002	Cleveland Browns	9-7
2003	Cleveland Browns	5-11
2004	Cleveland Browns	3-8
2007	North Carolina	4-8
2008	North Carolina	8-5
2009	North Carolina	8-5
2010	North Carolina	8-5
2017	FIU	8-5
2018	FIU	9-4
2019	FIU	6-7

AC LEDGER

Year	School (Pos.)	W-L-T
1979	Oklahoma State (TE/WR)	7-4
1980	Oklahoma State (TE/WR)	4-7
1981	Oklahoma State (TE/WR)	6-6
1982	Oklahoma State (TE/WR)	4-5-2
1983	Oklahoma State (TE/WR)	8-4
1984	Miami (DL)	8-5
1985	Miami (DL)	10-2
1986	Miami (DL)	11-1
1987	Miami (DL)	12-0
1988	Miami (DL)	11-1
1989	Dallas Cowboys (DL)	1-15
1990	Dallas Cowboys (DL)	7-9
1991	Dallas Cowboys (DL)	11-5
1992	Dallas Cowboys (DL)	13-3*
1993	Dallas Cowboys (DC/LB)	12-4*
1994	Dallas Cowboys (DC/LB)	12-4

* Won Super Bowl

COACH BUTCH DAVIS BIO



Coach Davis and the Panthers earned a 35-32 victory over the Toledo Rockets in the 2018 Bahamas Bowl. FIU finished the year with a 9-4 mark, which broke the school record for most wins in a single season.

Coach Davis led FIU to its biggest win in program history after the Panthers defeated the Miami Hurricanes 30-24 at Marlins Park in late November. The win secured FIU's third-straight bowl berth.

In 2018, the Panthers capped the season with a 35-32 victory over Toledo at the Makers Wanted Bahamas Bowl as FIU finished the year with a school-best 9-4 mark. Additionally, the Panthers earned a 6-2 record in C-USA action, which was also a school record. The Panthers broke records statistically as well, most notably on the offensive side as FIU set new season marks in points (450), touchdowns (58), total offense (5,480), yards per play (6.38), passing touchdowns (27), passing yards (3,194), passer efficiency (154.7), completion percentage (65.5), yards per pass (8.3), rushing touchdowns (27), yards per rush (4.80) and sacks allowed (8).

by first team selections Sage Lewis and Maurice Alexander.

Nationally, the Panthers ranked in the Top 10 among FBS schools for sacks allowed (3rd overall, 8 allowed), tackles for loss allowed (4th overall, 3.77), fumbles lost (9th overall, five lost) and turnovers lost (9th overall, 13 lost) in 2018. The FIU air attack was also highly ranked nationally, with the Panthers' passer efficiency of 154.7 ranking 12th in the country, while FIU's 34.6 points per game ranked 27th overall. Davis also saw a school-record 17 Panthers earn All-CUSA honors, highlighted

Much of 2018's success on offense was due to quarterback James Morgan, who Davis coached to a C-USA Newcomer of the Year honor in his first season with the Panthers. Morgan set single-season records for touchdowns responsible for (27), total offense (2,708), passing touchdowns (26), passing yards (2,727) and passer efficiency (157.6).

In Davis' first season at FIU, the Panthers matched a school record in wins (8), before later breaking the mark in 2018. The Panthers also earned the school's first bowl berth since the 2011 season as FIU played Temple in the Bad Boy Mowers Gasparilla Bowl. The 8-5 mark during the regular season was the best record of any first-year head coach at FIU.

FIU finished the 2017 regular season leading the nation in red zone scoring offense converting 98 percent of its red-zone chances (39-of-40), which includes 30 touchdowns. Davis' 2017 FIU squad not only matched the school record in wins,

YEAR-BY-YEAR COLLEGIATE COACHING HISTORY

YEAR	TEAM	RECORD	BOWL GAME	OPPONENT (RESULT)	FINAL RANK	SEASON NOTES
2019	FIU	6-7	Camellia Bowl	Arkansas State (L/26-34)	NR	Beat Miami at Marlins Park 30-24
2018	FIU	9-4	Bahamas Bowl	Toledo (W/35-32)	NR	Broke school record with 9 wins/Second bowl win in FIU history
2017	FIU	8-5	Gasparilla Bowl	Temple (L/28-3)	NR	Tied school record 8 wins/First FIU Bowl bid since 2011
2010	North Carolina	8-5	Music City Bowl	Tennessee (W/30-27)	NR	First bowl victory for UNC in nine seasons
2009	North Carolina	8-5	Meineke Car Care Bowl	Pittsburgh (L/19-17)	NR	UNC made back-to-back bowl games for first time in a decade
2008	North Carolina	8-5	Meineke Car Care Bowl	West Virginia (L/31-30)	NR	Back in rankings for the first time since 2001
2007	North Carolina	4-8			NR	
2000	Miami (Fla.)	11-1	Sugar Bowl	Florida (W/37-20)	#2 Coaches/#2 AP	Big East champs/Beat No. 1 FSU & No. 2 Va. Tech
1999	Miami (Fla.)	9-4	Gator Bowl	Georgia Tech (W/28-13)	#15 Coaches/#15 AP	Earned win over No. 9 Ohio State
1998	Miami (Fla.)	9-3	Micron PC Bowl	NC State (W/46-23)	#21 Coaches/#20 AP	Upset No. 3 UCLA
1997	Miami (Fla.)	5-6			NR	
1996	Miami (Fla.)	9-3	Carquest Bowl	Virginia (W/31-21)	#14 Coaches/#14 AP	Big East co-champs
1995	Miami (Fla.)	8-3			#20 AP	Big East co-champs

COACH BUTCH DAVIS BIO

FIU finished the 2017 regular season leading the nation in red zone scoring offense converting 98 percent of its red-zone chances (39-of-40), which includes 30 touchdowns. Davis' 2017 FIU squad not only matched the school record in wins, but the 2017 Panthers finished the regular season throwing for the second-most yards (3,031) and rushing for the third-most yards (2,069) in school history. The offense also totaled the third-most yards (5,100) and FIU scored the third-most points (333) in a season.

Defensively, the Panthers' 28.0 sacks ranked third in a single-season and the 75 tackles for loss tied for seventh overall. Davis also saw 12 Panthers earn All-CUSA honors highlighted by first team selection Thomas Owens.

Davis comes to FIU after serving as a college football studio analyst, while also contributing to coverage on College Football Live, ESPN Radio, ESPN.com and SportsCenter since 2014.

Before joining ESPN, Davis served as a consultant to the head coach for the Tampa Bay Buccaneers during the 2012 and '13 seasons. Prior to that, Davis had a long successful coaching career, including head coaching positions with the University of North Carolina (2007-10), the Cleveland Browns (2001-04) and the University of Miami (1995-00).

Davis spent four seasons at North Carolina, taking the Tar Heels to three-straight bowl games to end his tenure in Chapel Hill. Davis' UNC teams earned eight wins in his final three years, while capping the 2010 season with a thrilling, 30-27 victory over Tennessee in the Music City Bowl.

Davis was head coach for six seasons at Miami (1995-2000) and led the Hurricanes to a 51-20 record, three Big East Conference championships and four postseason bowl wins in as many appearances. His Hurricane teams finished ranked in the Associated Press Top 25 on four occasions, including No. 2 in the nation in 2000, when the Canes went 11-1 and beat Florida, 37-20, in the Sugar Bowl.

Davis left Coral Gables following the 2000 season to join the Cleveland Browns. In his first season in Cleveland in 2001, Davis led his young team to an impressive 7-9 record, exceeding by two the expansion club's combined victories from 1999 and 2000 (5-27).

His second season as head coach resulted in the Browns earning their first playoff appearance and best regular season mark since 1994, despite 34 of the 53 players on the team's final active roster having four years of NFL experience or less. The Browns have not returned to the playoffs since.

Cleveland was Davis' second stint in the NFL. While with the Cowboys from 1989-94, Davis helped Dallas post one of the most spectacular turnarounds in sports history as the Cowboys went from a lowly 1-15 squad in 1989 to one of the most dominant NFL programs in the 1990s.



Under Coach Davis, FIU football has earned a 96% graduation rate which is the highest in program history. The football team also contributed to FIU's sport-wide 3.53 GPA for the spring of 2020, which was a record high.

He was the defensive line coach in the Cowboys' 52-17 win over Buffalo in Super Bowl XXVII and served as defensive coordinator in the Cowboys' 30-13 win over Buffalo in Super Bowl XXVIII. Davis was also defensive coordinator during Barry Switzer's first season as head coach in 1994 and helped Dallas reach the NFC Championship Game, where eventual Super Bowl champion San Francisco denied its bid for a three-peat. He coached three Pro Bowl starters while with the Cowboys – future Hall of Famer Charles Haley, Leon Lett and Darren Woodson.

From 1979-94, Davis had a successful 15-year association with Jimmy Johnson, first as a receivers and tight ends coach at Oklahoma State University (1979-83), then as a defensive line coach at the University of Miami and ending with the Dallas Cowboys, where he started as a defensive line coach and was promoted to defensive coordinator.

His coaching career began as a volunteer assistant in 1973 at Fayetteville High School in Arkansas. He had stints in Oklahoma at Pawhuska High School (1974-75) and Sand Springs High School (1976-77) as an assistant coach and at Tulsa Rogers High School (1978) in his first head coaching assignment before joining Johnson's staff at Oklahoma State in 1979. In addition to coaching, Davis also spent 1973-78 as a biology and anatomy teacher on the high school level.

A native of Bixby, Oklahoma, Davis earned a bachelor's degree in biology and life science from the University of Arkansas in 1974, where he played tight end and defensive end for the Razorbacks under Head Coach Frank Boyles.

COACH BUTCH DAVIS BIO

DAVIS YEAR-BY-YEAR AT FIU

2017 (8-5, 5-3 C-USA)

Date	Opp.	Result
8/31	at UCF	L/17-61
9/8	Alcorn State	W/10-17
9/23	at Rice*	W/13-7
9/30	Charlotte*	W/30-29
10/7	at Middle Tenn.*	L/17-37
10/14	Tulane	W/23-10
10/28	at Marshall*	W/41-30
11/4	UTSA*	W/14-7
11/11	Old Dominion*	L/30-37
11/18	at Florida Atlantic*	L/24-52
11/24	WKU*	W/41-17
12/2	UMass	W/63-45
12/21	Temple^	L/28-3

* - C-USA game

^ - Gasparilla Bowl

2019 (6-7, 3-5 C-USA)

Date	Opp.	Result
8/29	at Tulane	L/14-42
9/7	WKU*	L/14-20
9/14	New Hampshire	W/30-17
9/20	at LA Tech*	L/31-43
10/5	UMass	W/44-0
10/12	Charlotte*	W/48-23
10/19	UTEP*	W/32-17
10/26	at Middle Tenn.*	L/17-50
11/2	Old Dominion*	W/24-17
11/9	at Florida Atlantic*	L/7-37
11/23	Miami (Fla.)	W/30-24
11/30	at Marshall*	L/27-30 (OT)
12/21	Arkansas State^	L/26-34

* - C-USA game

^ - Camellia Bowl

2018 (9-4, 6-2 C-USA)

Date	Opp.	Result
9/1	Indiana	L/28-38
9/8	at Old Dominion*	W/28-20
9/15	UMass	W/63-24
9/22	at Miami (Fla.)	L/17-31
9/29	Arkansas Pine Bluff	W/55-9
10/13	Middle Tennessee*	W/24-21
10/20	Rice*	W/36-17
10/27	at WKU*	W/38-17
11/3	Florida Atlantic*	L/14-49
11/10	at UTSA*	W/45-7
11/17	at Charlotte*	W/42-35
11/24	Marshall*	L/25-28
12/21	Toledo^	W/35-32

* - C-USA game

^ - Bahamas Bowl

DAVIS VS. THE OPPOSITION

	W-L	Streak
Alcorn State	1-0	W1
Arkansas Pine Bluff	1-0	W1
Arkansas State	0-1	L1
Charlotte*	3-0	W3
FAU*	0-4	L4
Indiana	0-1	L1
Jacksonville State	0-1	L1
LA Tech*	0-1	L1
Marshall*	1-2	L2
Miami (Fla.)	1-1	W1
Middle Tenn.*	1-3	L2
New Hampshire	1-0	W1
Old Dominion*	2-1	W2
Rice*	2-0	W2
Temple	0-1	L1
Toledo	1-0	W1
Tulane	1-1	L1
UCF	0-1	L1
UMass	3-0	W3
UTEP	1-0	W1
UTSA	2-0	W2
WKU*	2-1	L1

DAVIS FIU SUPERLATIVES

- Most Points in a Game**
63 (2xs), last vs. UMass (9/15/18)*
- Most Points in a Half**
42, vs. UMass (9/15/18)*
- Most Points in a Quarter**
28, vs. UMass (9/15/18)
- Largest Margin of Victory**
46 (W/55-9) vs. Ark. Pine-Bluff (9/29/18)*
- Largest Deficit Overcome**
17-0 (W/28-20), at ODU (9/8/18)
- Most Touchdowns Scored**
9 (2xs), last vs. UMass (9/15/18)*
- Most Yards of Total Offense**
730, vs. UMass (12/2/17)*
- Most First Downs**
32, vs. UMass (9/15/18)
- Most Plays**
88, vs. UMass (10/5/19)
- Most Time of Possession**
38:21 vs. UMass (10/5/19)
- Highest Average Yards Per Play**
12.8 vs. Ark. Pine-Bluff (9/29/18)*
- Most Passing Touchdowns**
4 vs. Ark. Pine-Bluff (9/29/18)*
- Most Passing Yards**
394 at Louisiana Tech (9/20/19)*^
- Most Rushing Touchdowns**
6 vs. UMass (12/2/17)*
- Most Rushing Yards**
379 vs. UMass (12/2/17)
- Most Passes Intercepted**
4 at UTSA (11/9/18)
- Most Fumbles Recovered**
3 vs. WKU (11/24/17)
- Most Sacks**
6 vs. WKU (11/24/17)
- Most TFLs**
9 vs. Rice (9/23/17)
- Most Field Goals Made**
4 vs. Arkansas State (12/21/19)
- Most Punts**
9 vs. Miami (9/22/18)

* - FIU single-game record

^ - FIU single-game record for regulation

PLAYER BIOS



Stone NORTON **3**
QB | 6-3 | 200 | R-Fr.
 Nashville, Tenn.
 Davidson Academy

CAREER HIGHS

Pass Yds: 120, at Liberty (9/26/20)
 Pass TDs: 2, at Liberty (9/26/20)

NOTABLES

Recorded first notable action at Liberty.
 Tossed pair of TDs in first app. at Liberty.
 Named Mr. Football in Tenn. after throwing for over 3K yards and nearly 40 TDs.



Kaylan WIGGINS **7**
QB | 6-2 | 200 | R-Jr.
 Sanford, Fla.
 Seminole HS

CAREER HIGHS

Pass Comp: 18, vs. New Hamp. (9/14/19)
 Pass Att: 15, vs. Middle Tenn. (10/10/20)
 Pass Yds: 127, vs. New Hamp. (9/14/19)
 Long Pass: 40, vs. WKU (9/7/19)
 Rushing Yds: 187, vs. New Hamp. (9/14/19)
 Rushing TDs: 2, vs. New Hamp. (9/14/19)
 Long Rush: 70, vs. New Hamp. (9/14/19)

NOTABLES

Earned start vs. Middle Tenn. (10/10/20).
 Played 10 games in '19, starting once against New Hampshire (9/14/19).
 Rushed for 187 yards vs. New Hampshire, which ranked as the fourth-most in FIU history and most by a QB.



Max BORTENSCHLAGER **12**
QB | 6-3 | 205 | R-Sr.
 Fishers, Ind.
 Cathedral HS/Maryland


CAREER HIGHS

Pass Comp: 20*, vs. #12 PSU (11/25/17)
 Pass Att: 38*, vs. Northwestern (10/14/17)
 Pass Yds: 255*, vs. Northwestern (10/14/17)
 Passing TDs: 3*, vs. Northwestern (10/14/17)
 Pass Long: 92*, at #19 Nebraska (11/19/16)
 Rush Yds: 34*, vs. Northwestern (10/14/17)
 Rush TDs: 1* (2x), last at Minnesota (9/30/17)
 Rush Long: 18*, vs. Northwestern (10/14/17)

* - at Maryland

NOTABLES

Earned start at Liberty (9/26/20).
 Played 13 games at Maryland, before he came to FIU as grad transfer in '20.
 Suffered season-ending injury in '18.
 Played on special teams before injury.
 Made 8 starts in '17, passing for 1,313 yards and 10 TDs.



Lexington JOSEPH **8**
RB | 5-9 | 185 | So.
 Miami, Fla.
 Miami Central HS

CAREER HIGHS

Rush yds: 25, vs. Middle Tenn. (10/10/20)
 Rush Long: 15, at FAU (11/9/19)

NOTABLES

Named C-USA Special Teams POW after 100-yard KO return TD at Liberty (9/26).
 His 100-yard KO TD is tied for longest return in FIU history.



D'Vonte PRICE **24**
RB | 6-2 | 194 | Sr.
 Punta Gorda, Fla.
 Charlotte HS

CAREER HIGHS

Rush Att: 14, at WKU (10/27/18)
 Rush Yds: 148, at Liberty (9/26/20)
 Rush TDs: 2 (3x), last at Liberty (9/26/20)
 Rush Long: 70, vs. UAPB (9/29/18)
 Rec: 5, vs. Rice (10/20/18)
 Rec Yards: 38, vs. Rice (10/20/18)
 Rec Long: 34, at UTSA (11/9/18)

NOTABLES

Earned career-high 148 yards rushing in season opener at Liberty.
 Eclipsed his 2019 rushing yard total (249) in just two games in 2020 (260).
 Paces C-USA with his 10.0 yards per carry average so far on the year.



Maleek WILLIAMS **32**
RB | 5-11 | 223 | R-Jr.
 Punta Gorda, Fla.
 Charlotte HS/Arkansas

CAREER HIGHS

Rush Att: 9*, vs. Tulsa (10/20/18)
 Rush Yds: 74*, vs. North Texas (9/15/18)
 Rush TDs: 1* (2x), vs. Tulsa (10/20/18)
 Rush Long: 68*, vs. North Texas (9/15/18)

* - at Arkansas

NOTABLES

Transferred to FIU from Arkansas in '19 and played 4 games.
 Earned 144 yards and scored twice in '18 at Arkansas.



JJ HOLLOMAN **1**
WR | 6-2 | 200 | R-Jr.
 Covington, Ga.
 Newton HS/Georgia

CAREER HIGHS

Rec: 4* (2x), last at Kentucky (11/3/18)
 Rec yds: 90*, vs. Middle Tenn. (9/15/18)
 Rec TDs: 2*, vs. Florida (10/27/18)
 Rec Long: 65*, vs. Middle Tenn. (9/15/18)

* - at Georgia

NOTABLES

Transferred to FIU from Georgia
 Played 14 games in '18 at UGA, starting five.
 Was UGA's fifth-leading WR in 2018, with 24 catches and 418 yards and 5 TDs.
 Was a 4-star prospect and played in the 2017 U.S. Army All-America Bowl.




Bryce SINGLETON **2**
WR | 5-11 | 193 | R-Jr.
 Hilton Head Island, S.C.
 Hilton Head Island HS

CAREER HIGHS

Rec: 8, vs. Middle Tennessee (10/13/18)
 Rec Yds: 111, vs. UMass (12/2/17)
 Rec TDs: 3, vs. UMass (12/2/17)
 Rec Long: 49, at Old Dominion (9/8/18)

NOTABLES

Did not play a game due to injury from 12/21/18 to 9/26/20.
 Caught a 45-yard TD in first game back at Liberty (9/26/20).
 His 3 TDs vs. UMass in '17 tied FIU record.
 Named to C-USA All-Freshman Team in '17.



NATE JEFFERSON **6**
WR | 5-11 | 170 | R-Fr.
 Longwood, Fla.
 Lyman HS

CAREER HIGHS

Rush TDs: 1, vs. Middle Tenn. (10/10/20)

NOTABLES

Scored his first career TD on jet sweep vs. Middle Tennessee (10/10/20).
 Redshirted in '19.

PLAYER BIOS



Rivaldo FAIRWEATHER 13

TE | 6-4 | 233 | Fr.
Fort Lauderdale, Fla.
Boyd Anderson HS

CAREER HIGHS

Rec: 7, vs. FAU (11/13/20)
Rec Yds: 116, vs. FAU (11/13/20)
Rec TDs: 1, vs. FAU (11/13/20)
Rec Long: 67, vs. FAU (11/13/20)

NOTABLES

Became first true freshman TE at FIU to earn over 100 yards receiving after career high 116 vs. FAU.
Caught first TD vs. FAU.
Has played in all of FIU's games this year.



Kamareon WILLIAMS 87

TE | 6-3 | 240 | So.
Delray Beach, Fla.
Atlantic HS

CAREER HIGHS

Rec: 1 (3x), last vs. Ark. State (12/21/19)
Rec Yds: 15, vs. UMass (10/5/19)
Rec Long: 15, vs. UMass (10/5/19)

NOTABLES

Played 12 games as true freshman in '19.
Earned 4 starts at TE in '19.
Earned 27 yards on 3 catches.



Sterling PALMER 88

TE | 6-6 | 235 | Jr.
Midlothian, Va.
Fork Union Military

CAREER HIGHS

Rec: 5, vs. Arkansas State (12/21/19)
Rec Yds: 64, vs. Toledo (12/21/18)
Rec TDs: 1 (2x), last vs. Toledo (12/21/18)
Rec Long: 36, vs. Toledo (12/21/18)

NOTABLES

Played in every game while at FIU, making 14 total starts in 2 years at FIU.
Named to 2019 Preseason Mackey Award Watch List.
Named to ESPN All-Bowl Team and C-USA All-Freshman Team in '18.
Best game came in Bahamas Bowl with 64 yards and a score to lead FIU to win.



Shane MCGOUGH 55

OL | 6-2 | 302 | R-Sr.
Tampa, Fla.
Gaither HS

CAREER HIGHS

N/A

NOTABLES

Played 13 games in '19 and made 12 starts. Began '19 at guard before moving to center. Played 13 games in '18, making 9 starts. Named to All-CUSA HM Team in '18. Brother of current Houston Texans QB and former FIU QB, Alex McGough.



Mershawn MILLER 62

OL | 6-2 | 313 | R-Jr.
Miami, Fla.
Miami Central HS

CAREER HIGHS

N/A

NOTABLES

Played 12 games in '19 and made 6 starts. Played in 3 games in '18.



Obinna NWANKWO 67

OL | 6-3 | 290 | R-Sr.
Miramar, Fla.
Miramar HS/FAMU

CAREER HIGHS

N/A

NOTABLES

Transferred to FIU from Florida A&M. Earned scholarship in summer of 2020.



Sione FINAU 72

OL | 6-3 | 300 | So.
Keller, Texas
Central HS

CAREER HIGHS

N/A

NOTABLES

Played 7 games as a true freshman in '19 and made one start in Camellia Bowl. Named to C-USA All-Freshman Team in '19.



Lyndell HUDSON JR. 73

OL | 6-6 | 300 | R-So.
Brooksville, Fla.
Central HS

CAREER HIGHS

N/A

NOTABLES

Played 11 games in '19 and started once against UMass. Redshirted in '18.



D'Antne DEMERY 77

OL | 6-5 | 320 | Sr.
Brunswick, Ga.
Brunswick HS/Hutchinson CC

CAREER HIGHS

N/A

NOTABLES

Named to 2020 Preseason Outland Trophy Watch List. Played 13 games in '19, making 12 starts at LT. Played and started 11 games in '18. Named to All-CUSA HM Team in '19. Named to All-CUSA HM Team in '18. Transferred to FIU after playing in '17 at Hutchinson CC in Kansas.

PLAYER BIOS



Chris WHITTAKER **5**
 DL | 6-3 | 227 | R-Jr.
 Hollywood, Fla.
 Chaminade-Madonna HS/Kentucky

CAREER HIGHS

Tackles: 8, vs. Marshall (11/30/19)
 TFLs: 1 (4x), last at FAU (11/9/19)
 Sacks: 1 (2x), last vs. ODU (11/2/19)
 QBH: 2, at Marshall (11/30/19)
 FR: 1, vs. Charlotte (10/12/19)

NOTABLES

Played 11 games in '19 after being cleared eligible following transfer from Kentucky. Started final four games of '19 for FIU. Earned 22 tackles in '19, with 2.5 sacks to finish second on the team.



Jason MERCIER **92**
 DL | 6-3 | 262 | Jr.
 Boynton Beach, Fla.
 Atlantic HS

CAREER HIGHS

Tackles: 7, at Miami (FL) (9/22/18)
 TFLs: 1.0 (3x), at Marshall (11/30/19)
 Sacks: 1.0 (2x), last at Marshall (11/30/19)
 FR: 1, at Miami (9/22/18)

NOTABLES

Played 10 games in '19, earning 15 tackles with 11 being solos. Played 13 games as true freshman in '18, while picking up 31 tackles on the year. Named to C-USA All-Freshman Team in '18.



Jamal GATES **9**
 LB | 6-2 | 225 | Sr.
 Palm Beach Gardens, Fla.
 Dwyer HS

CAREER HIGHS

Tackles: 12, at Louisiana Tech (9/20/19)
 TFLs: 1.0 (5x), last at Miami (11/23/19)
 FF: 1 (2x), last at Tulane (8/29/19)
 INTs: 1 (2x), last vs. Miami (11/23/19)

NOTABLES

Started 13 games in '19, ranking second on the team in tackles with 85. Logged six games with at least 7 or more tackles and had two double-digit games. Played 13 games in '18 and four in '17.



Tevin JONES **53**
 LB | 6-4 | 220 | R-Jr.
 Miami, Fla.
 Miami Norland HS

CAREER HIGHS

Tackles: 9, vs. UTEP (10/19/19)

NOTABLES

Earned start at DE vs. MTSU. Played 12 games in '19, making a start vs. UTEP for injured Sage Lewis. Earned 16 total tackles in '19.



Kevin OLIVER **94**
 DL | 6-4 | 263 | Sr.
 Davie, Fla.
 Western HS

CAREER HIGHS

Tackles: 11, at Marshall (11/30/19)
 TFL: 2.0, at Tulane (8/29/19)
 Sacks: 1.5, at Charlotte (11/17/18)
 QB Hurries: 3, at Marshall (11/30/19)
 FR: 1, at WKU (11/24/17)

NOTABLES

Has played in 38 games in 4 seasons at FIU. Played in 13 games in '19 and 13 in '18. Racked up 41 tackles in '19, which was first among FIU DL for the year. Led the team with 8 QB hurries in '19.



Daniel JACKSON **10**
 LB | 6-2 | 228 | Sr.
 Apex, N.C.
 Middle Creek HS

CAREER HIGHS

Tackles: 5, vs. UTEP (10/19/19)
 PBU: 1, vs. Miami (11/23/19)
 Blk FG: 1, vs. ODU (11/2/19)

NOTABLES

Played 13 games in '19, making three starts. Collected 25 tackles, with 17 being solos. Blocked a field goal against ODU in '19. Has played every single game while at FIU.



Noah CURTIS **90**
 DL | 6-6 | 267 | Sr.
 Riviera Beach, Fla.
 American Heritage

CAREER HIGHS

Tackles: 7, vs. FAU (11/3/18)
 TFLs: 1.0 (4x), last vs. UTEP (10/19/19)
 Sacks: 1.0 (2x), last vs. UTEP (10/19/19)
 FF: 1, at WKU (10/27/18)
 FR: 1, vs. ODU (11/2/19)

NOTABLES

Has played in 39 games in 4 years at FIU, making 21 starts on the DL. Earned 30 tackles in '19 and 49 in '18. Earned 1.5 TFLs in '19 and 3.5 in '18. Named to All-CUSA HM Team in '18.



Davon STRICKLAND **99**
 DL | 6-1 | 263 | R-So.
 Hollywood, Fla.
 South Broward HS

CAREER HIGHS

Tackles: 3 (2x), last vs. Mid Tenn. (10/10/20)
 Sacks: 1 (2X), last vs. Mid Tenn. (10/10/20)

NOTABLES

Has started at DT in first 2 games of '20. Played first 4 games of '19 before suffering a season-ending injury. Played 11 games as a true freshman in '18.

PLAYER BIOS



Josh POWELL **11**
 LB | 5-11 | 194 | Sr.
 Riviera Beach, Fla.
 Suncoast HS

CAREER HIGHS

Tackles: 5 (2x), last at Liberty (9/26/20)
 TFLs: 1 (3x), last at Liberty (9/26/20)

NOTABLES

Has earned 9 tackles in only 2 games in '20.
 Played 13 games in '19 and earned 18 tackles, with 13 being solos.



Tyson MAEVA **58**
 LB | 6-0 | 230 | R-Sr.
 San Diego, Calif.
 San Diego Cathedral Catholic HS
 Boise State

CAREER HIGHS

Tackles: 11*, vs. Fresno State (12/1/18)
 TFLs: 2.0* (3x), last vs. Fresno State (12/1/18)
 Sacks: 1.5*, vs. BYU (11/3/18)
 FF: 1*, vs. Fresno State (12/1/18)

* - at Boise State

NOTABLES

Earned 8 tackles in debut for FIU at Liberty.
 Transferred to FIU prior to '19 season from Boise State.
 Played 38 games at Boise State, making 25 starts with the Broncos.
 Earned 166 total tackles at Boise State, with 84 coming in '17.



Dorian HALL **0**
 DB | 6-4 | 190 | R-Jr.
 Hollywood, Fla.
 South Broward HS

CAREER HIGHS

Tackles: 9, vs. FAU (11/3/18)
 TFLs: 1.0 (3x), last vs. Toledo (12/21/18)
 PBUs: 1, at Miami (9/22/18)
 INTs: 1 (4x), last vs WKU (9/7/19)
 Fumbles Forced: 1, vs. FAU (11/3/18)

NOTABLES

Earned 43 tkls in 2019, with 33 being solos.
 5 PBU, 2 QB hurries and 1 INT in 2019.
 Has played in all 26 games at FIU.
 Named to 2018 C-USA All-Freshmen Team.
 Earned 3 INTs as a freshman.
 Redshirted in 2017.




Richard DAMES **3**
 DB | 5-11 | 185 | Sr.
 Miami, Fla.
 Booker T. Washington HS

CAREER HIGHS

Tackles: 11, at Louisiana Tech (9/20/19)
 TFLs: 2.0, at Louisiana Tech (9/20/19)
 PBUs: 2, at Louisiana Tech (9/20/19)
 INTs: 2, vs. Marshall (11/24/18)

NOTABLES

Started 13 games in '19, finishing the year with 56 tackles to rank fourth on the team.
 Named to 2018 All-CUSA HM Team.
 Played in 13 games in '18, making 4 starts and snagged 3 INTs on the year.
 His 2 INTs vs. Marshall tied a FIU record.
 Twin is Rishard Dames.



Rishard DAMES **4**
 DB | 6-4 | 190 | R-Jr.
 Hollywood, Fla.
 South Broward HS

CAREER HIGHS

Tackles: 10, at FAU (11/9/19)
 TFLs: 2.0, vs. ODU (11/9/19)
 PBUs: 2, at Arkansas State (12/21/19)
 INTs: 1 (7x), last vs. Middle Tenn. (10/10/20)
 TDs: 1, vs WKU (9/7/19)
 Fumbles Rec: 1, vs. Toledo (12/21/18)

NOTABLES

Played 13 games in '19, starting 10 times.
 Finished '19 with 59 tackles, ranking fourth on the team and earned team-high 4 INTs.
 Played 13 games in '18, logged 2 INTs.
 Twin is Richard Dames.



Josh TURNER **7**
 DB | 6-0 | 188 | R-Jr.
 Delray Beach, Fla.
 American Heritage/Iowa

CAREER HIGHS

Tackles: 6, vs. Middle Tenn. (10/10/20)
 INTs: 1, vs. Middle Tenn. (10/10/20)
 TFLs: 1.0 (2x), last vs. ODU (11/2/19)
 PBUs: 2, vs. Middle Tenn. (10/10/20)

NOTABLES


Earned first career INT vs. MTSU
 Collected career-high 6 tackles vs. MTSU.
 Played 10 games in first season at FIU after he transferred from Iowa.
 Collected 16 tackles, with 15 being solos.
 Played one season at Iowa, logging time in 11 games for the Hawkeyes.



Chase GABRIEL **0**
 K | 5-11 | 180 | Fr.
 Brunswick, Ga.
 Glynn Academy

NOTABLES

Made 3 FGs over 50 yards in a state playoff game and scored a TD on trick play.
 Made 13 of 15 FGs, 40 touchbacks and was a perfect 36 of 36 on PATs.



TOMMY HEATHERLY **39**
 P | 5-11 | 210 | Sr.
 Grove, Okla.
 Grove HS/NE OK A&M

CAREER HIGHS

Punts: 7, vs WKU (9/7/19)
 Punt Yards: 316, vs WKU (9/7/19)
 Punt Long: 68, at FAU (11/9/19)
 Punt Avg (Min. 3): 50.3, at LA Tech (9/20/19)

NOTABLES

Ranked fifth in C-USA for 43.0 average and second for 15 punts over 50 yards in '19.
 The 43.0 average ranks as the second best in FIU history, while his 50.3 average vs. LA Tech and 50.0 average vs. New Hampshire rank as the third and fourth best ever at FIU.



2020 COMBINED STATS

Date	Opponent	Score	Att.
9/26/20	at Liberty	L 34-36	1000
* 10/10/20	MTSU	L 28-31	2213
10/23/2020	JSU	L 10-19	1041
* Nov 13, 2020	FAU	L 19-38	1512

Record:	Overall	Home	Away	Neutral
All games	0-4	0-3	0-1	0-0
Conference	0-2	0-2	0-0	0-0
Non-Conference	0-2	0-1	0-1	0-0

Rushing	gp-gs	att	gain	loss	net	avg	td	lg	avg/g
PRICE, Dvonte	4-3	61	484	3	481	7.9	4	77	120.2
PETERSON, Shaun	3-1	28	191	3	188	6.7	2	63	62.7
WIGGINS, Kaylan	2-1	11	67	12	55	5.0	0	17	27.5
JOSEPH, Lex	3-1	8	30	0	30	3.8	0	10	10.0
WILLIAMS, M	2-0	1	15	0	15	15.0	0	15	7.5
JEFFERSON, Nate	4-3	1	7	0	7	7.0	1	7	1.8
Total	4	132	815	129	686	5.2	7	77	171.5
Opponents	4	193	1143	122	1021	5.3	8	67	255.2

Passing	gp-gs	effic	comp-att-int	pct	yds	td	lg	avg/g
NORTON, Stone	4-2	124.77	24-44-0	54.5	250	3	45	62.5
BORTENSCHLAGER	4-1	107.51	14-30-0	46.7	178	1	67	44.5
WIGGINS, Kaylan	2-1	39.62	6-19-1	31.6	42	0	10	21.0
Total	4	101.81	44-93-1	47.3	470	4	67	117.5
Opponents	4	138.49	75-115-2	65.2	815	6	44	203.8

Receiving	gp-gs	no.	yds	avg	td	lg	avg/g
SINGLETON, B	4-4	10	103	10.3	1	45	25.8
FAIRWEATHER, R	4-0	8	138	17.2	1	67	34.5
JEFFERSON, Nate	4-3	6	68	11.3	1	32	17.0
HOLLOMAN, JJ	3-2	6	54	9.0	0	14	18.0
PALMER, S	3-3	6	53	8.8	0	12	17.7
MITCHELL, Kris	3-2	4	39	9.8	0	15	13.0
PRICE, Dvonte	4-3	2	8	4.0	1	6	2.0
JOSEPH, Lex	3-1	2	7	3.5	0	7	2.3
Total	4	44	470	10.7	4	67	117.5
Opponents	4	75	815	10.9	6	44	203.8

Field Goals	fg	pct.	01-19	20-29	30-39	40-49	50-99	lg	blk
GABRIEL, Chase	3-4	75.0	0-0	1-1	1-1	1-2	0-0	41	0

Scoring	td	fg	PAT				dxp	saf	pts
			kick	rush	rcv	pass			
PRICE, Dvonte	5	-	-	-	-	-	-	30	
GABRIEL, Chase	-	3-4	10-10	-	-	-	-	19	
PETERSON, Shaun	2	-	-	-	-	-	-	12	
JEFFERSON, Nate	2	-	-	-	-	-	-	12	
FAIRWEATHER, R	1	-	-	-	-	-	-	6	
JOSEPH, Lex	1	-	-	-	-	-	-	6	
SINGLETON, B	1	-	-	-	0-1	-	-	6	
Total	12	3-4	10-10	-	0-2	-	-	91	
Opponents	14	9-11	13-13	0-1	-	-	-	124	

Score by Quarters	1st	2nd	3rd	4th	OT	Total
FIU	24	17	35	15	0	91
Opponents	24	44	23	33	0	124

Team Statistics	FIU	OPP
FIRST DOWNS	53	102
Rushing	27	52
Passing	23	40
Penalty	3	10
RUSHING YARDAGE	686	1021
Rushing Attempts	132	193
Average Per Rush	5.2	5.3
Average Per Game	171.5	255.2
TDs Rushing	7	8
PASSING YARDAGE	470	815
Comp-Att-Int	44-93-1	75-115-2
Average Per Pass	5.1	7.1
Average Per Catch	10.7	10.9
Average Per Game	117.5	203.8
TDs Passing	4	6
TOTAL OFFENSE	1156	1836
Average Per Play	5.1	6.0
Average Per Game	289.0	459.0
KICK RETURNS: #-Yards	18-516	2-55
PUNT RETURNS: #-Yards	4-51	5--1
INT RETURNS: #-Yards	2-55	1-34
FUMBLES-LOST	5-1	6-1
PENALTIES-Yards	30-225	15-135
PUNTS-AVG	24-44.4	16-44.6
TIME OF POSSESSION/Game	24:17	35:43
3RD-DOWN Conversions	20/56	29/63
4TH-DOWN Conversions	2/6	2/3

Interceptions	no.	yds	avg	td	lg
DAMES, RISHARD	1	33	33.0	0	33
TURNER, Josh	1	22	22.0	0	22

Punting	no.	yds	avg	lg	tb	fc	i20	50+	blk
HEATHERLY, Tom	24	1066	44.4	69	3	8	6	7	0

Punt Returns	no.	yds	avg	td	lg
SINGLETON, B	4	51	12.8	0	39
Total	4	51	12.8	0	39
Opponents	5	-1	-0.2	0	6

Kick Returns	no.	yds	avg	td	lg
JOSEPH, Lex	11	368	33.5	1	100
DAMES, RISHARD	3	58	19.3	0	19
WILSON JR, EJ	3	83	27.7	0	43
WALKER, Jesson	1	7	7.0	0	7
Total	18	516	28.7	1	100
Opponents	2	55	27.5	0	32

All Purpose	g	rush	rcv	pr	kr	ir	total	avg/g
PRICE, Dvonte	4	481	8	0	0	0	489	122.2
JOSEPH, Lex	3	30	7	0	368	0	405	135.0
PETERSON, Sh	3	188	0	0	0	0	188	62.7
SINGLETON, B	4	0	103	51	0	0	154	38.5
FAIRWEATHER, R	4	0	138	0	0	0	138	34.5
DAMES, RISHA	4	0	0	0	58	33	91	22.8
WILSON JR, EJ	3	-4	0	0	83	0	79	26.3
JEFFERSON, Na	4	7	68	0	0	0	75	18.8
WIGGINS, Kayla	2	55	0	0	0	0	55	27.5
HOLLOMAN, JJ	3	0	54	0	0	0	54	18.0
Total	4	686	470	51	516	55	1778	444.5
Opponents	4	1021	815	-1	55	34	1924	481.0

Total Offense	g	plays	rush	pass	total	avg/g
PRICE, Dvonte	4	61	481	0	481	120.2
PETERSON, Shaun	3	28	188	0	188	62.7
NORTON, Stone	4	59	-71	250	179	44.8

2020 TEAM GAME-BY-GAME

Date	Opponent	Rushing				Receiving				Passing				Kick Returns				Punt Returns				tot off		
		no.	yds	td	lg	no.	yds	td	lg	cmp	att	int	yds	td	lg	no.	yds	td	lg	no.	yds		td	lg
9/26/20	at Liberty	31	188	2	65	11	136	2	45	11	20	0	136	2	45	6	255	1	100	0	0	0	0	324
10/10/20	MTSU	44	270	4	65	8	58	0	13	8	21	1	58	0	13	6	120	0	40	1	1	0	1	328
10/23/2020	JSU	24	72	0	16	7	84	1	32	7	19	0	84	1	32	1	15	0	15	2	53	0	39	156
Nov 13	FAU	33	156	1	77	18	192	1	67	18	33	0	192	1	67	5	126	0	43	1	-3	0	0	348
FIU		132	686	7	77	44	470	4	67	44	93	1	470	4	67	18	516	1	100	4	51	0	39	1156
		193	1021	8	67	75	815	6	44	75	115	2	815	6	44	2	55	0	32	5	-1	0	6	1836

Games: 4 • Avg/rush: 5.2 • Avg/catch: 10.7 • Pass effic: 101.81 • KR avg: 28.7 • PR avg: 12.8 • All purpose avg/game: 444.5 • Total offense avg/gm: 289.0

Date	Opponent	Tackles				Sacks no-yds	Fumble		Pass Defense			blkd kick	PAT Attempts			off							
		ua	a	total	tfl-yds		ff	fr-yds	int-yds	qbh	brup		kick	rush	rcv	saf	t/o	pts					
9/26/20	at Liberty	41	26	67	9.0-45	3.0-29	1	0-0	0-0	1	1	0	4-4	0	0	0	0	0	0	0	0	0	34
10/10/20	MTSU	36	30	66	9.0-22	3.0-9	0	0-0	2-55	4	4	0	4-4	0	0	0	0	0	0	0	0	7	28
10/23/20	JSU	57	22	79	7.0-17	1.0-6	0	0-0	0-0	0	5	1	1-1	0	0	0	0	0	0	0	0	0	10
Nov 13	FAU	41	30	71	7.0-23	0.0-0	1	1-0	0-0	0	3	0	1-1	0	0	0	0	0	0	0	3	19	
FIU		175	108	283	32.0-107	7.0-44	2	1-0	2-55	5	13	1	10-10	0	0	0	0	0	0	0	10	91	
		115	122	237	25.0-130	17.0-113	4	1-0	1-34	9	11	0	13-13	0	0	0	0	0	0	0	0	0	124

Date	Opponent	Punting						Field Goals				Kickoffs						
		no.	yds	avg	long	blkd	tb	fc	50+	i20	md-att	long	blkd	no.	yds	avg	tb	ob
9/26/20	at Liberty	4	163	40.8	51	0	0	2	1	2	0-0	0	0	6	389	64.8	5	0
10/10/20	MTSU	8	337	42.1	55	0	1	3	1	1	0-0	0	0	5	300	60.0	4	0
10/23/20	JSU	5	245	49.0	69	0	1	2	2	1	1-2	37	0	3	195	65.0	3	0
Nov 13	FAU	7	321	45.9	55	0	1	1	3	2	2-2	41	0	5	277	55.4	3	1
FIU		24	1066	44.4	69	0	3	8	7	6	3-4	41	0	19	1161	61.1	15	1
		16	713	44.6	75	0	1	4	4	3	9-11	44	1	27	1545	57.2	4	0

2020 DEFENSIVE STATS

#	Defensive Leaders	gp-gs	Tackles				tfl/yds	Sacks no-yds	Pass defense			Fumbles		blkd	
			ua	a	tot				int-yds	brup	qbh	rcv-yds	ff	kick	saf
3	DAMES, Richard	4-4	23	9	32	2.0-9	.	.	2
9	GATES, Jamal	4-4	11	15	26	3.0-12	.	.	.	1
7	TURNER, Josh	4-4	16	8	24	.	.	1-22	2
0	HALL, Dorian	4-4	16	6	22
11	POWELL, Josh	4-0	11	9	20	1.5-3
92	MERCIER, Jason	4-4	12	7	19	3.5-5	.	.	.	1
58	MAEVA, Tyson	4-4	14	5	19	2.0-7	1.0-6	.	.	1
4	DAMES, RISHARD	4-3	13	5	18	1.0-1	.	1-33	2	.	.	.	1	.	.
94	OLIVER, Kevin	4-4	8	6	14	1.0-3
99	STRICKLAND, D	4-4	8	4	12	3.0-16	2.0-12
53	JONES, Tevin	4-1	7	4	11	3.5-18	2.0-14	.	1	.	.	1	.	.	.
26	ANDERSON, Jamal	4-3	6	4	10	1.0-1	.	.	5
90	CURTIS, Noah	4-3	5	4	9	1.5-3	1-0
10	JACKSON, Daniel	4-0	3	3	6	1.0-2
5C	CHRISTMAS-GILES	2-0	2	4	6	1.0-3
5	WHITTAKER, C	3-0	2	3	5	0.5-4
97	TAYLOR, Kane	3-0	1	3	4	1.5-1	.	.	.	1
22	MCCRAY, Benny	4-1	2	2	4
28	WALKER, Jesson	4-0	3	1	4	.	.	.	1
45	JACQUES-LOUIS,R	4-0	3	.	3	1.0-3	1.0-3
43	WHITE, Nate	3-0	3	.	3	1.0-1	.	.	.	1
18	JAGHAI, Nikholi	4-1	2	.	2
75	COLSON, Rashad	4-0	.	2	2	1.0-1
6	JEAN-BAPTISTE	2-0	1	1	2	1.0-9	1.0-9
98	WOODS, Jordan	3-0	1	1	2
31	ZOZUS, Tommy	4-0	1	.	1
44	MATHIS, AJ	2-0	.	1	1
51	PROPHETE, D	4-0	.	1	1
TM	TEAM	3-0	1	.	1	1.0-5	1	.	.	.
Total		4	175	108	283	32-107	7-44	2-55	13	5	1-0	2	1	.	.
Opponents		4	115	122	237	25-130	17-113	1-34	11	9	1-0	4	.	.	.

2020 PLAYER GAME HIGHS

Rushes	26	PRICE, Dvonte vs FAU (Nov 13, 2020)
Yards Rushing	178	PRICE, Dvonte vs FAU (Nov 13, 2020)
TD Rushes	2	PRICE, Dvonte at Liberty (9/26/20)
	2	PETERSON, Shaun vs MTSU (10/10/20)
Long Rush	77	PRICE, Dvonte vs FAU (Nov 13, 2020)
Pass attempts	21	BORTENSCHLAGER vs FAU (Nov 13, 2020)
Pass completions	11	BORTENSCHLAGER vs FAU (Nov 13, 2020)
Yards Passing	149	BORTENSCHLAGER vs FAU (Nov 13, 2020)
TD Passes	2	NORTON, Stone at Liberty (9/26/20)
Long Pass	67	BORTENSCHLAGER vs FAU (Nov 13, 2020)
Receptions	7	FAIRWEATHER, R vs FAU (Nov 13, 2020)
Yards Receiving	116	FAIRWEATHER, R vs FAU (Nov 13, 2020)
TD Receptions	1	PRICE, Dvonte at Liberty (9/26/20)
	1	SINGLETON, B at Liberty (9/26/20)
	1	JEFFERSON, Nate vs JSU (10/23/2020)
	1	FAIRWEATHER, R vs FAU (Nov 13, 2020)
Long Reception	67	FAIRWEATHER, R vs FAU (Nov 13, 2020)
Field Goals	2	GABRIEL, Chase vs FAU (Nov 13, 2020)
Long Field Goal	41	GABRIEL, Chase vs FAU (Nov 13, 2020)
Punts	8	HEATHERLY, Tom vs MTSU (10/10/20)
Punting Avg	49.0	HEATHERLY, Tom vs JSU (10/23/2020)
Long Punt	69	HEATHERLY, Tom vs JSU (10/23/2020)
Punts inside 20	2	HEATHERLY, Tom at Liberty (9/26/20)
	2	HEATHERLY, Tom vs FAU (Nov 13, 2020)
Long Punt Return	39	SINGLETON, B vs JSU (10/23/2020)
Long Kickoff Return	100	JOSEPH, Lex at Liberty (9/26/20)
Tackles	9	POWELL, Josh vs JSU (10/23/2020)
	9	DAMES, Richard vs FAU (Nov 13, 2020)
Sacks	1.0	STRICKLAND, D at Liberty (9/26/20)
	1.0	JEAN-BAPTISTE at Liberty (9/26/20)
	1.0	JONES, Tevin at Liberty (9/26/20)
	1.0	JONES, Tevin vs MTSU (10/10/20)
	1.0	STRICKLAND, D vs MTSU (10/10/20)
	1.0	JACQUES-LOUIS,R vs MTSU (10/10/20)
	1.0	MAEVA, Tyson vs JSU (10/23/2020)
Tackles For Loss	2.5	MERCIER, Jason vs MTSU (10/10/20)
Interceptions	1	TURNER, Josh vs MTSU (10/10/20)
	1	DAMES, RISHARD vs MTSU (10/10/20)

THE LAST TIME IT HAPPENED...

RUSHING

Individual with 25-30 rushing attempts:
 FIU: D'vonte Price (26) - vs Florida Atlantic 11/13/20
 Opp: Josh Samuel (25) - vs Jacksonville State 10/23/20

Individual with 31 or more rushing attempts:
 FIU: Ben West (34) - Florida A&M 10/1/05
 Opp: James Conner (31) - Pittsburgh 9/13/14

Individual rushed for 100-149 yards:
 FIU: Shaun Peterson (117) & D'vonte Price (112) - vs Middle Tennessee 10/10/20
 Opp: Asher O'Hara (120) - vs MTSU 10/10/20

Individual rushed for 150-199 yards:
 FIU: Dvonte Price (178) - vs Florida Atlantic 11/13/20
 Opp: Javion Posey (182) - vs Florida Atlantic 11/13/20

Individual rushed for 200+ Yards:
 FIU: Ben West (214) - Florida A&M 10/1/05
 Opp: Bennie Cunningham (230) - Middle Tennessee 10/13/12

Individual with 100 rush and receiving yards:
 FIU: Kedrick Rhodes (130 rush/115 rec.) - at Duke 9/1/12
 Opp: Never N/A

Two rushers with 100 yards in a game:
 FIU: Shaun Peterson (117) & D'vonte Price (112) - vs Middle Tennessee 10/10/20
 Opp: Josh Samuel (163) & Uriah West (116) - vs Jacksonville State 10/23/20

Three rushers with 100 yards in a game:
 FIU: Darriet Perry (186), T.Y. Hilton (158), Darian Mallary (118) - at Troy 11/13/10
 Opp: Asher O'Hara (159), Jayy McDonald (138) & Terelle West (130) - at MT 10/26/19

Team with 40 rushing attempts:
 FIU: 44 - vs Middle Tennessee 11/2/19
 Opp: 52 - vs Florida Atlantic 11/13/20

Team with fewer than 25 rushing attempts:
 FIU: 24 - vs Jacksonville State 10/23/20
 Opp: 24 - vs UMass 10/4/19

Team rushed for 300+ Yards:
 FIU: 364 - vs Charlotte 10/12/19
 Opp: 381 - vs Florida Atlantic 11/13/20

Team held between 51-100 yards rushing:
 FIU: 88 - vs Jacksonville State 10/23/20
 Opp: 64 - vs Old Dominion 11/2/19

Team held under 50 yards rushing:
 FIU: 39 - at Charlotte 10/15/16
 Opp: 38 - vs UMass 10/4/19

Individual scored on 50+ yard run:
 FIU: D'vonte Price (77) - vs Florida Atlantic 11/13/20
 Opp: Jayy McDonald (92) - at Middle Tennessee 10/23/19

PASSING

Individual with 40 pass attempts:
 FIU: James Morgan (41) - at Louisiana Tech 9/20/19
 Opp: Asher O'Hara (41) - vs Middle Tennessee 10/10/20

Individual with 50 pass attempts:
 FIU: Alex McGough (50) - Old Dominion 11/11/17
 Opp: Layne Hatcher (51) - vs Arkansas State 12/21/19

Individual with 60 pass attempts:
 FIU: Never N/A
 Opp: Ben Dougherty (60) - vs. Florida A&M 11/27/04

Individual completed 25 passes:
 FIU: James Morgan (29) - at Louisiana Tech 9/20/19
 Opp: Layne Hatcher (27) - vs Arkansas State 12/21/19

Individual completed 30 passes:
 FIU: Alex McGough (35) - Old Dominion 11/11/17
 Opp: Andrew Ford (34) - UMass 12/2/17

Individual passed for 300-399 yards:
 FIU: James Morgan (312) - vs Arkansas State 12/21/19
 Opp: Layne Hatcher (393) - vs Arkansas State 12/21/19

Individual passed for 400+ yards:
 FIU: Paul McCall (400) - at Florida Atlantic (OT) 11/29/08
 Opp: Graham Wilbert (403) - at Florida Atlantic 11/16/12

Individual threw three (3) touchdowns:
 FIU: James Morgan (3) - at UTSA 11/10/18
 Opp: Eli Peters (3) - vs Toledo 12/21/18

Individual threw four (4) touchdowns:
 FIU: James Morgan (4) - UAPB 9/29/18
 Opp: Layne Hatcher (4) - vs Arkansas State 12/21/19

Individual threw five (5) touchdowns:
 FIU: Never N/A
 Opp: Dalton Williams (5) - Akron 9/8/12

Team with less than 10 pass attempts:
 FIU: 9 - at Louisville 9/21/13
 Opp: 7 - at UTEP 11/16/13

Team with less than five (5) pass completions:
 FIU: 4 - at Louisville 9/21/13
 Opp: 3 - at UTEP 11/16/13

Team had less than 50 yards passing:
 FIU: 27 - at Louisville 9/21/13
 Opp: 25 - at Middle Tennessee 10/26/19

Individual threw for a 60-69-yard touchdown:
 FIU: Max Bortenschlager to Rivaldo Fairweather (67) - vs Florida Atlantic 11/13/20
 Opp: Driphus Jackson to James Mayden (69) - Rice 11/1/14

Individual threw for a 70-yard+ touchdown:
 FIU: James Morgan to Maurice Alexander (76) - UAPB 9/29/18
 Opp: Max Brosmer to Dylan Laube (86) - at Florida Atlantic 9/14/19

RECEIVING

Individual caught 10 passes:
 FIU: Austin Maloney (10) - vs Arkansas State 12/21/19
 Opp: Deon-Tay McManus (10) - Marshall 11/19/16

Individual had 100 yards receiving:
 FIU: Rivaldo Fairweather (116) - vs Florida Atlantic 11/13/20
 Opp: Omar Bayless (180) - vs Arkansas State 12/21/19

Two individuals with 100 yards receiving in a game:
 FIU: Glenn Coleman (115) and Willis Wright (109) - Middle Tenn. 10/13/12
 Opp: Richie James (127) and Ty Lee (100) - Middle Tennessee 10/29/15

TOTAL OFFENSE

Team gained 500 total yards:
 FIU: 510 - vs Charlotte (350 Rushing, 160 Passing) 10/12/19
 Opp: 527 - vs Liberty (219 rush, 308 pass) 9/26/20

Team gained 600 total yards:
 FIU: 613 - UAPB (220 rush, 393 pass) 9/29/18
 Opp: 615 - at Kansas (224 rush, 391 pass) 9/22/07

Team gained between 100-200 total yards:
 FIU: 173 - vs Jacksonville State (80 rush, 93 pass) 10/23/20
 Opp: 115 - vs UMass (38 rush, 77 pass) 10/4/19

Team gained less than 100 total yards:
 FIU: 27 - at Louisville 9/21/13
 Opp: Never N/A

FIRST DOWNS

Team had 25 first downs:
 FIU: 26 - vs Charlotte 10/12/19
 Opp: 26 - vs Jacksonville State 10/23/20

Team had less than 10 first downs:
 FIU: 8 - vs Jacksonville State 10/23/20
 Opp: 5 - vs UMass 10/4/19

THE LAST TIME IT HAPPENED...

PUNTING

Team punted at least 10 times:			
FIU:	10 - at UAB	9/27/14	
Opp:	10 - N.C. Central	9/19/15	
Team did not punt:			
FIU:	Never (1, several, last vs Charlotte)	10/12/19	
Opp:	vs Florida Atlantic	11/3/18	
Individual recorded a +50-yard punt:			
FIU:	Tommy Heatherly (55) - vs Florida Atlantic	11/13/20	
Opp:	Matt Hayball (52) - vs Florida Atlantic	11/13/20	
Individual recorded a +60-yard punt:			
FIU:	Tommy Heatherly (69) - vs Jacksonville State	10/23/20	
Opp:	Lou Hedley (61) - vs Miami	11/23/19	
Individual recorded a +70-yard punt:			
FIU:	Stone Wilson (71) - at Florida Atlantic	11/18/17	
Opp:	Kyle Ulbrich (75) - vs Middle Tennessee	10/10/20	
Individual blocked a punt:			
FIU:	Kenyatta Anderson - Charlotte	11/7/15	
Opp:	Mar Drayton - vs Marshall	11/24/18	

TURNOVERS

Individual threw three (3) interceptions:			
FIU:	Alex McGough (3) - Indiana	9/1/16	
Opp:	Jarren Williams (3) - vs Miami	11/23/19	
Individual with two (2) interceptions:			
FIU:	Richard Dames - vs Marshall	11/24/18	
Opp:	Wiley Green - vs Rice	10/20/18	
Team had four (4) turnovers:			
FIU:	4 (4 fumbles) - at Middle Tennessee	10/26/19	
Opp:	4 (4 INTs/D fumbles) - at UTSA	11/10/18	
Team had five (5) turnovers:			
FIU:	5 (2 INTs/3 fumbles) - at UTSA	10/11/14	
Opp:	5 (3 INTs/2 fumbles) - Middle Tennessee	11/15/14	
Team had six (6) turnovers:			
FIU:	7 (5 INTs/2 fumbles) - at Arkansas	10/27/07	
Opp:	6 (4 INTs/2 fumbles) - at UAB	9/27/14	
Team lost three (3) fumbles:			
FIU:	3 - at UCF	8/31/17	
Opp:	3 - Western Kentucky	11/24/14	
Team lost six (6) fumbles:			
FIU:	6 - North Texas	10/15/05	
Opp:	Never (High of 4 - twice - last Wagner)	9/6/14	
Team recovered an onside kick:			
FIU:	1 - at WKU	10/27/18	
Opp:	1 - at Louisiana Tech	9/20/19	

PENALTIES

Team was penalized 10 times:			
FIU:	15 - at Liberty	9/23/20	
Opp:	10 - vs Arkansas State	12/21/19	
Team was not penalized:			
FIU:	Never (Record low 2 - at Troy)	10/18/03	
Opp:	vs Rice	10/20/18	

SCORING

Individual scored three touchdowns:			
FIU:	James Morgan (3, two passing, one rushing) - at Louisiana Tech	9/20/19	
Opp:	Malcolm Davidson (3, all rushing) - at Florida Atlantic	11/9/19	
Individual scored four touchdowns:			
FIU:	Anthony Jones (4, Three rushing, one receiving) - vs Charlotte	10/12/19	
Opp:	Asher O'Hare (4, two rushing, two passing) - vs Middle Tennessee	10/10/20	
Individual caught two touchdown passes:			
FIU:	Anthony Jones (2) - at Charlotte	11/17/18	
Opp:	Jon'Vea Johnson (2) - vs Toledo	12/21/18	

Individual caught three touchdown passes:			
FIU:	Bryce Singleton (3) - UMass	12/2/17	
Opp:	Austin Duke (3) - Charlotte	11/7/15	
Individual rushed for three touchdowns:			
FIU:	Anthony Jones (3) - vs Charlotte	10/12/19	
Opp:	Malcolm Davidson (3) - at Florida Atlantic	11/9/19	
Individual kicked three field goals:			
FIU:	Jose Borregales - vs Miami	11/23/19	
Opp:	Vladimir Rivas - at Florida Atlantic	11/9/19	
Individual kicked four or more field goals:			
FIU:	Jose Borregales (4) - vs Arkansas State	12/21/19	
Opp:	Alen Karajic (5) - vs Jacksonville State	10/23/20	
Individual kicked a 50-yard field goal:			
FIU:	Jose Borregales (52) - vs Arkansas State	12/21/19	
Opp:	Greg Joseph (50) - Florida Atlantic	10/1/16	
Individual returned a kickoff for a touchdown:			
FIU:	Lexington Joseph (100 yards) - at Liberty	9/26/20	
Opp:	Carlos Henderson (92 yards) - LA Tech	10/22/16	
Individual returned a punt for a touchdown:			
FIU:	Maurice Alexander (90 yards) - vs UMass	10/4/19	
Opp:	Deandre Reaves (69 yards) - at Marshall	11/14/15	
Individual returned an interception for a touchdown:			
FIU:	Rishard Dames (80 yards) - vs WKU	9/7/19	
Opp:	J. Crawford (33 yards) - Indiana	9/1/18	
Individual returned a fumble for a touchdown:			
FIU:	Sage Lewis (61 yards) - at Charlotte	11/17/18	
Opp:	Andrew Power (29 yards) - North Texas	9/1/11	
Individual recovered a fumble in end zone for a TD:			
FIU:	Chance Attaway - at Middle Tennessee	9/29/07	
Opp:	Ryan Downing - North Texas	9/1/11	
Individual returned/recovered a blocked punt for a TD:			
FIU:	Kenyatta Anderson (23 yards) - Charlotte	11/7/15	
Opp:	Mar Drayton (0 yards) - vs Marshall	11/24/18	
Individual returned/recovered a blocked FG for a TD:			
FIU:	Never		
Opp:	Ross Cockrell (75 yards) - Duke	9/1/12	
Individual returned a blocked PAT for a touchdown:			
FIU:	Zach Davis - vs. Florida A&M	11/27/04	
Opp:	Never		
Team scored a two-point conversion:			
FIU:	vs Marshall (M. Alexander pass to C. Alexander)	11/24/18	
Opp:	vs Toledo (Eli Peters pass to Cody Thompson)	12/21/18	
Team scored a safety:			
FIU:	vs UTEP	10/19/19	
Opp:	at UCF	8/31/17	
Team recorded a shutout:			
FIU:	vs UMass (44-0)	10/4/19	
Opp:	at Marshall (52-0)	11/14/15	
Team scored 28 points in a quarter:			
FIU:	28 (2nd) - UMass	9/15/18	
Opp:	28 (4th) - vs Florida Atlantic	11/3/18	
Team scored 40 points in a half:			
FIU:	42 (1st) - vs UMass	9/15/18	
Opp:	40 (1st) - at Maryland	8/31/13	

INDIVIDUAL RECORD HOLDERS

SINGLE-GAME RECORDS

Record	No.	Player vs. Opp.	Date
Rush Att.	37	Rashod Smith vs. Stephen F. Austin	10/9/04
Rush Net Yards	262	Rashod Smith vs. Jacksonville	10/31/02
APR (10 rush)	13.4	Kaylan Wiggins vs. New Hampshire	9/14/19
Rush TDs	4	Rashod Smith at NMSU	10/30/04
Long Rush	89	Rashod Smith vs. Jacksonville	10/31/02
Pass Att.	58	Wes Carroll at Maryland	9/25/10
Pass Comp.	35	Alex McGough vs. ODU (tied)	11/11/17
Pass % (10 att)	90.0%	EJ Hilliard vs. Louisville	9/22/12
Pass Yards	414	James Morgan at LA Tech	9/20/19
Pass YPA	24.4	James Morgan vs. UAPB	9/29/18
Pass YPC	37.9	James Morgan vs. UAPB	9/29/18
Pass TDs	4	James Morgan vs. UAPB (tied)	9/29/18
Pass INT	5	Wayne Younger at Arkansas	10/27/07
Pass Eff.	363.2	James Morgan vs. UAPB	9/29/18
Long Pass	89	Josh Padrick at Maryland	9/23/06
Most Rec.	12	T.Y. Hilton at Akron	10/8/11
Rec. Yards	201	T.Y. Hilton at Louisville	9/9/11
AVC (3 rec.)	48.3	T.Y. Hilton at North Texas	10/4/08
Rec TD	3	Bryce Singleton vs. UMass (tied)	12/2/17
Long Rec.	89	Samuel Smith at Maryland	9/23/06
Total Off. Yds	421	James Morgan at LA Tech	9/20/19
All-Purpose Yds	295	T.Y. Hilton at ULL	11/1/08
Most Points	24	Anthony Jones vs. Charlotte (tied)	10/12/19
Most TDs	4	Anthony Jones vs. Charlotte (tied)	10/12/19
XP Made	9	Jose Borregales vs. UMass (tied)	9/15/18
XP Att.	9	Jose Borregales vs. UMass (tied)	9/15/18
Most Pts Kick	16	Dustin Rivest vs. Ark. State	11/8/08
FG Made	5	Dustin Rivest vs. Ark. State	11/8/08
FG Att.	7	Dustin Rivest vs. Ark. State (tied)	11/8/08
Long FG Made	53	Jose Borregales vs. Miami (tied)	11/23/19
Most Punts	11	Chris Cook at Penn State	9/1/07
Yards Punting	456	Chris Cook vs. Troy	10/6/07
Punt Avg (3 punts)	52.2	Stone Wilson at FAU	11/18/17
Downed in 20	5	Carlos Munera at Troy	10/18/08
Longest Punt	71	Stone Wilson at FAU (tied)	11/18/17
Long Punt Ret.	97	T.Y. Hilton vs. Florida Atlantic	11/12/11
Long Kick Ret.	100	Richard Leonard at Florida Atlantic	11/16/12
	100	Lexington Joseph at Liberty	9/26/20
Most Punt Ret.	5	Maurice Alexander vs. UMass (tied)	9/15/18
Punt Ret. Yds	148	Richard Leonard vs. Bethune-Cookman	8/30/14
Punt Ret. Avg. (2 ret.)	70.0	Maurice Alexander vs. UMass	10/5/19
Most Kick Ret.	8	Lionell Singleton vs. Florida Atlantic	11/24/07
Kick Ret. Yds	255	Lexington Joseph at Liberty	9/26/20
Kick Ret. Avg.	60.0	T.Y. Hilton at Alabama	9/12/09
Most Tackles	21	John Haritan at Youngstown State	9/11/04
Most TFL	5.5	Mike Wakefield vs. Charlotte (tied)	11/7/15
Most Sacks	4.0	Mike Wakefield vs. Charlotte (tied)	11/7/15
Most INT	2	Richard Dames vs. Marshall (tied)	11/24/18
Long INT Ret.	82	Marshall McDuffie vs. Florida Atlantic	11/26/05
Pass Breakup	4	Sage Lewis at UTSA (tied)	11/9/18
Long Fum. Ret.	100	Richard Leonard vs. Florida Atlantic	10/2/14
Most Fum Ret.	1	Sage Lewis at Charlotte (tied)	11/17/18
Fum. Rec.	2	Anthony Wint vs. UMass (tied)	12/2/17
Fum. Forced	2	Johnathan Cyprien at Texas A&M (tied)	9/18/10
Blocked Kicks	1	Brad Muhammad vs. UMass (tied)	12/2/17

SEASON RECORDS

Record	No.	Player	Year
Rush Att.	233	Kendrick Rhodes	2011
Rush Net Yards	1,159	Kendrick Rhodes	2011
APR (50 att)	6.22	D'Vonte Price	2018
Rush TDs	16	Darriet Perry	2010
RPG (5 games)	113.3	Rashod Smith	2004
Pass Att.	420	Alex McGough	2015
Pass Comp.	269	Alex McGough	2015
Pass % (200 att)	65.4%	Alex McGough	2017
Pass Yards	2,798	Alex McGough	2017
Pass YPA	8.4	James Morgan	2018
Pass YPC	14.0	Jake Medlock (tied)	2012
Pass TDs	26	James Morgan	2018
Pass INT	17	Wayne Younger	2007
Pass Eff.	157.6	James Morgan	2018
Most Rec.	72	T.Y. Hilton	2011
Rec. Yards	1,038	T.Y. Hilton	2011
APC (25 rec.)	25.3	Willis Wright	2012
CPG (5 games)	6.70	Chandler Williams	2006
Rec TD	8	Thomas Owens (tied)	2015
Total Off. Yds	3,029	Alex McGough	2017
All-Purpose Yds	2,163	T.Y. Hilton	2008
Most Points	102	Jack Griffin	2011
Most TDs	16	Darriet Perry (non-QB)	2010
XP Made	54	Jose Borregales	2018
XP Att.	55	Jose Borregales	2018
FG Made	22	Jack Griffin	2011
FG Att.	29	Jose Borregales	2019
Most Punts	75	Chris Cook	2007
Yards Punting	3,092	Carlos Munera	2009
Punt Avg (40 att)	44.02	Stone Wilson	2018
Most Punt Ret.	24	Greg Moss	2003
Punt Ret. Yds	309	Richard Leonard	2014
PRA (5 ret.)	23.77	Richard Leonard	2014
Punt Ret. TD	1	Maurice Alexander (tied)	2018
Most Kick Ret.	48	Lionell Singleton	2007
Kick Ret. Yds	1,119	Lionell Singleton	2007
KRA (5 ret.)	30.44	T.Y. Hilton	2011
Kick Ret. TD	2	T.Y. Hilton	2010
Most Tackles	132	Sage Lewis	2018
Solos	83	Sage Lewis	2018
Assisted	60	Lance Preston	2003
Most TFL	22.5	Antwan Barnes	2006
Most Sacks	9.5	Jarvis Wilson (tied)	2010
QB Hurries	7	AJ Johnson	2018
Most INT	5	Richard Leonard (tied)	2014
INT TD	2	Rocky Jacques-Louis (tied)	2018
Pass Breakup	11	Anthony Gaitor (tied)	2008
Fum. Rec.	4	Richard Leonard (tied)	2014
Fum. Forced	4	Mike Wakefield (tied)	2015
Blocked Kicks	2	Isame Faciane (tied)	2013

INDIVIDUAL RECORD HOLDERS

CAREER RECORDS

Record	No.	Player	Years
Rush Att.	685	Alex Gardner	2014-17
Rush Net Yards	3,063	Alex Gardner	2014-17
APR (100 att.)	6.58	D'Vonte Price	2017-present
Rush TDs	27	Darriet Perry	2008-11
YPG (25 games)	87.8	Rashod Smith	2002-04
Pass Att.	1,479	Josh Padrick	2002-06
Pass Comp.	820	Josh Padrick	2002-06
Pass % (200 att)	65.3%	James Morgan	2018-19
Pass Yards	9,237	Josh Padrick	2002-06
Pass YPA	7.9	James Morgan (tied)	2018-19
Pass YPC	13.7	Jamie Burke	2002-05
Pass TDs	65	Alex McGough	2014-17
Pass INT	50	Josh Padrick	2002-06
Pass Eff.	143.4	James Morgan	2018-19
Most Rec.	229	T.Y. Hilton	2008-11
Rec. Yards	3,531	T.Y. Hilton	2008-11
APC (50 rec.)	16.29	Glenn Coleman	2010-14
CPG (25 games)	4.95	Chandler Williams	2003-06
Rec TD	24	T.Y. Hilton	2008-11
Total Off. Yds	9,626	Alex McGough	2014-17
All-Purpose Yds	7,498	T.Y. Hilton	2008-11
Most Points	281	Jose Borregales (non-QB)	2017-19
Most TDs	37	T.Y. Hilton (non-QB)	2008-11
XP Made	131	Jose Borregales (non-QB)	2017-19
XP Att.	134	Jose Borregales (non-QB)	2017-19
XP % (90 att.)	98.9%	Jose Borregales	2017-19
FG Made	50	Jose Borregales	2017-19
FG Att.	65	Jose Borregales	2017-19
FG % (20 att.)	77.4%	Jack Griffin	2009-12
Most Punts	203	Stone Wilson	2015-18
Yards Punting	8,225	Stone Wilson	2015-18
Punt Avg (150 att)	40.52	Stone Wilson	2015-18
Most Punt Ret.	49	T.Y. Hilton	2008-11
Punt Ret. Yds	614	T.Y. Hilton	2008-11
PRA (20 ret.)	16.24	Maurice Alexander	2016-19
Punt Ret. TD	2	Richard Leonard (tied)	2011-15
Most Kick Ret.	105	T.Y. Hilton	2008-11
Kick Ret. Yds	2,855	T.Y. Hilton	2008-11
KRA (20 ret.)	27.44	Greg Moss	2002-04
Kick Ret. TD	4	T.Y. Hilton	2008-11
Most Tackles	365	Johnathan Cyprien	2009-12
Solos	213	Johnathan Cyprien	2009-12
Assisted	166	Scott Bryant	2006-09
Most TFL	57.5	Antwan Barnes	2003-06
Most Sacks	21.5	Antwan Barnes	2003-06
QB Hurries	13	Greg Gickman	2010-13
Most INT	16	Nick Turnbull	2002-05
INT TD	3	Anthony Gaitor	2007-10
Pass Breakup	28	Richard Leonard	2011-15
Fum. Rec.	7	Anthony Wint (tied)	2014-17
Fum. Forced	8	Mike Wakefield	2012-15
Blocked Kicks	3	Jonathan Faucher (tied)	2008-11