



# FIU PANTHERS

## 2020 FOOTBALL GAME NOTES

SID: Tyson Rodgers, Assistant Athletic Director/Athletic Communications • tyson.rodgers@fiu.edu

### BROADCAST INFO

**TV: CBS SPORTS NETWORK**

**Play-by-play:** John Sadak

**Analyst:** Randy Cross

**Sideline:** N/A

**FIU RADIO: Caracol 1260AM**

**Play-by-Play:** AJ Ricketts

**Analyst:** Cam Lynch

### THE MATCHUP: GAME 4



**FIU PANTHERS**

(0-3, 0-1 C-USA)

VS

**FAU OWLS**

(3-1, 3-1 C-USA)



Nov. 13, 2020 • 7 p.m. ET • Riccardo Silva Stadium

### HEAD COACH INFO

**FIU**

**Head Coach:** Butch Davis (Arkansas, '74)

**Overall Record:** 102-62 (14th Year)

**Record at FIU:** 23-19 (4th Year)

**FAU**

**Head Coach:** Willie Taggart WKU, '98)

**Overall Record:** 59-63 (11th Year)

**Record at FAU:** 3-1 (1st Year)

### NUMBERS TO KNOW

**8.89**

Senior D'vonte Price ranks second in the nation with his 8.89 yards per rush. That number would break FIU's single season record if it stands.

**103.7**

In his first season as FIU's featured back, D'vonte Price is averaging 103.7 rush yards per game, which ranks 27th overall in the nation.

**6.3**

Senior Richard Dames tops C-USA and ranks 18th in country with his 6.3 solo tackles per game. He has earned 18 total in just three games.

**33.5**

Sophomore Lexington Joseph ranks sixth in the nation with his 33.5 yards per kickoff return this season.

### STAT BREAKDOWN

FIU		FAU
24.0	PTS/GM	16.0
28.7	PTS ALLOWED/GM	11.5
170.0	RUSH/GM	166.0
213.3	RUSH D/GM	103.5
92.7	PASS/GM	122.5
245.0	PASS D/GM	213.5
262.7	OFF YDS/GM	288.5
458.3	DEF YDS/GM	317.0
37.5%	3RD CONV.	39.7%
25.0%	4TH CONV.	57.1%
5/6	RZ SCORES-ATT	7/10
1/2	FGM-FGA	3/4
2/7	INT/SACKS	2/14

### 2020 FIU SCHEDULE

	<b>at Liberty</b> Lynchburg, Va.	Saturday, Sept. 26 L/34-36 ESPN
	<b>MIDDLE TENN*</b> Riccardo Silva	Saturday, Oct. 10 L/28-31 ESPN
	<b>JACKSONVILLE ST.</b> Riccardo Silva	Friday, Oct. 23 L/10-19
	<b>at UTEP*</b> El Paso, Texas	Saturday, Nov. 7 CANCELLED
	<b>FAU*</b> Riccardo Silva	Friday, Nov. 13 7 p.m. CBSSN
	<b>at WKU*</b> Bowling Green, Ky.	Saturday, Nov. 21 2 p.m. ESPN+
	<b>LA TECH*</b> Riccardo Silva	Saturday, Nov. 28 Noon ESPN+
	<b>at CHARLOTTE*</b> Charlotte, N.C.	Saturday, Dec. 5 2 p.m. TBA
	<b>MARSHALL*</b> Riccardo Silva	Friday, Dec. 11 Noon ESPN+
	<b>C-USA TITLE GAME</b> TBD	Saturday, Dec. 18 7:00 p.m. CBSSN

\* - Denotes C-USA game

**ALL CAPS** - Game at Riccardo Silva Stadium

All times ET

### STORYLINES

#### LAST TIME OUT

FIU's last two games have been effected due to COVID-19 related issues. FIU's originally scheduled Oct. 30 game against Marshall was rescheduled for Dec. 11, while the Nov. 7 game at UTEP was cancelled.

#### FIU ON CBS SPORTS NETWORK

FIU's game against FAU this Friday, Nov. 13, will appear on CBS Sports Network. The Panthers have appeared eight times on the platform, winning a pair of games over Miami and UCF.

FIU's most recent home win on CBSSN came over the Miami Hurricanes, as the Panthers took a 30-24 decision at Marlins Park.

#### FIU'S RECORD ON CBS SPORTS NETWORK

Date	Opp.	Result
11/30/19	at Marshall	L/27-30 (20T)
11/23/19	Miami	W/30-24
9/20/19	at LA Tech	L/31-43
9/1/18	Indiana	L/28-38
8/31/17	at UCF	L/17-61
9/9/16	Maryland	L/14-41
9/3/15	at UCF	W/15-14
9/6/13	UCF	L/0-38

#### MR. 1,000

After his 148-yard performance at Liberty on Sept. 26, senior D'vonte Price surpassed the 1,000-yard career rushing mark at FIU.

#### 1,000 YARD RUSHERS

Rnk	Player (Years)	Yards
1.	Alex Gardner (2014-17)	3,063
2.	Rashod Smith (2002-04)	2,195
3.	Kendrick Rhodes (2010-12)	2,166
4.	Napoleon Maxwell (2014-19)	2,159
5.	Anthony Jones (2015-19)	2,011
6.	Darriet Perry (2008-11)	1,809
7.	A'mod Ned (2005-08)	1,666
8.	Julian Reams (2005-08)	1,402
9.	Darian Mallary (2009-12)	1,256
10.	D'vonte Price (2017-pres.)	1,243





**DEPTH CHART**

**OFFENSE**

Pos.	No.	Player	HT.	Wt.	Cl.
<b>WR</b>	<b>1</b>	<b>JJ Holloman</b>	<b>6-2</b>	<b>200</b>	<b>R-Jr.</b>
	80	Kris Mitchell	6-1	175	R-Fr.
<b>LT</b>	<b>51</b>	<b>Dontae Keys</b>	<b>6-4</b>	<b>300</b>	<b>R-Sr.</b>
	78	Shamar Hobby-Lee	6-5	290	R-Fr.
<b>LG</b>	<b>72</b>	<b>Sione Finau</b>	<b>6-3</b>	<b>300</b>	<b>So.</b>
	79	Logan Gunderson	6-5	318	R-Jr.
<b>C</b>	<b>55</b>	<b>Shane McGough</b>	<b>6-2</b>	<b>302</b>	<b>R-Sr.</b>
	65	Julius Pierce	6-5	265	R-Fr.
<b>RG</b>	<b>62</b>	<b>Mershawn Miller</b>	<b>6-2</b>	<b>313</b>	<b>R-Jr.</b>
	67	Obinna Nwankwo	6-3	290	R-Sr.
<b>RT</b>	<b>73</b>	<b>Lyndell Hudson Jr.</b>	<b>6-6</b>	<b>300</b>	<b>R-So.</b>
	70	Miles Frazier	6-5	304	Fr.
<b>TE</b>	<b>88</b>	<b>Sterling Palmer</b>	<b>6-6</b>	<b>235</b>	<b>Jr.</b>
	87	Kamareon Williams	6-3	240	So.
	13	Rivaldo Fairweather	6-4	233	Fr.
<b>WR</b>	<b>2</b>	<b>Bryce Singleton</b>	<b>5-11</b>	<b>193</b>	<b>R-Jr.</b>
	6	Nate Jefferson	5-11	170	R-Fr.
<b>QB</b>	<b>3</b>	<b>Stone Norton</b>	<b>6-3</b>	<b>200</b>	<b>R-Fr.</b>
	12	Max Bortenschlager	6-3	205	R-Sr.
<b>RB</b>	<b>24</b>	<b>D'vonte Price</b>	<b>6-2</b>	<b>215</b>	<b>Sr.</b>
	8	Lexington Joseph	5-9	185	So.
	32	Maleek Williams	5-11	223	R-Jr.

**DEFENSE**

Pos.	No.	Player	HT.	Wt.	Cl.
<b>DE</b>	<b>94</b>	<b>Kevin Oliver</b>	<b>6-4</b>	<b>263</b>	<b>Sr.</b>
	5	Chris Whittaker	6-3	227	R-Jr.
<b>DT</b>	<b>92</b>	<b>Jason Mercier</b>	<b>6-3</b>	<b>262</b>	<b>Jr.</b>
	98	Jordan Woods	6-4	275	R-Sr.
<b>DT</b>	<b>99</b>	<b>Davon Strickland</b>	<b>6-1</b>	<b>263</b>	<b>R-So.</b>
	97	Kane Taylor	6-3	280	R-Jr.
<b>DE</b>	<b>90</b>	<b>Noah Curtis</b>	<b>6-6</b>	<b>267</b>	<b>Sr.</b>
	53	Tevin Jones	6-4	220	R-Jr.
<b>OLB</b>	<b>10</b>	<b>Daniel Jackson</b>	<b>6-2</b>	<b>228</b>	<b>Sr.</b>
	11	Josh Powell	5-11	194	Sr.
<b>MLB</b>	<b>58</b>	<b>Tyson Maeva</b>	<b>6-0</b>	<b>230</b>	<b>R-Sr.</b>
	9	Jamal Gates	6-2	225	Sr.
<b>OLB</b>	<b>9</b>	<b>Jamal Gates</b>	<b>6-2</b>	<b>225</b>	<b>Sr.</b>
	45	Rocky Jacques-Louis	6-3	205	Jr.
<b>CB</b>	<b>4</b>	<b>Rishard Dames</b>	<b>5-11</b>	<b>175</b>	<b>R-Jr.</b>
	26	Jamal Anderson	6-2	180	R-So.
<b>S</b>	<b>0</b>	<b>Dorian Hall</b>	<b>6-4</b>	<b>190</b>	<b>R-Jr.</b>
	22	Benny McCray	6-2	185	R-Jr.
<b>S</b>	<b>3</b>	<b>Richard Dames</b>	<b>5-11</b>	<b>185</b>	<b>Sr.</b>
	18	Nikholi Jaghai	5-7	180	R-Sr.
<b>CB</b>	<b>7</b>	<b>Josh Turner</b>	<b>6-0</b>	<b>188</b>	<b>R-Jr.</b>
	28	Jesson Walker	6-1	170	R-So.

**SPECIAL TEAMS**

Pos.	No.	Player	HT.	Wt.	Cl.
<b>K</b>	<b>0</b>	<b>Chase Gabriel</b>	<b>5-11</b>	<b>180</b>	<b>Fr.</b>
	39	Tommy Heatherly	5-11	210	Sr.
<b>P</b>	<b>39</b>	<b>Tommy Heatherly</b>	<b>5-11</b>	<b>210</b>	<b>Sr.</b>
	0	Chase Gabriel	5-11	180	Fr.
<b>LS</b>	<b>31</b>	<b>Tommy Zozus</b>	<b>6-2</b>	<b>224</b>	<b>R-Jr.</b>
	85	Jackson McDonald	6-5	220	R-Fr.
<b>H</b>	<b>12</b>	<b>Max Bortenschlager</b>	<b>6-3</b>	<b>205</b>	<b>R-Sr.</b>
	39	Tommy Heatherly	5-11	210	Sr.
<b>KR</b>	<b>8</b>	<b>Lexington Joseph</b>	<b>5-9</b>	<b>185</b>	<b>So.</b>
	4	Rishard Dames	5-11	175	R-Jr.
<b>PR</b>	<b>2</b>	<b>Bryce Singleton</b>	<b>5-11</b>	<b>193</b>	<b>R-Jr.</b>
	4	Rishard Dames	5-11	175	R-Jr.

**PRONUNCIATION GUIDE**

Max **BORTENSCHLAGER**.....Bore-tin-slahger  
**NASIR** Carter.....nas-EAR  
**SIONE FINAU**.....CEE-own-E fa-NOW  
 Rocky **JACQUES-LOUIS**.....Put some French on it  
**NIKHOLI JAGHAI**.....Nickle-EYE Jag-EYE  
 Alexy **JEAN-BAPTISTE**.....Gene Bab-teast  
 Caleb **LYNUM**.....LIE-Num  
 Tyson **MAEVA**.....MY-ava  
 Shane **MCGOUGH**.....mc-GOO  
 Jason **MERCIER**.....MERCY-a  
**MERSHAWN** Miller.....mer-SHAUN  
**OBINNA NWANKWO**.....O-bean-uh New-Wonk-Woah  
 Henry **OMU**.....OH-moo  
**DIMITRY PROPHETE**.....DEMI-tree prophet  
 Noah **QUIER**.....Choir  
**JESSON** Walker.....JA-SAUN  
**KAMAREON** Williams.....Ka-MAR-e-on  
**KAMEREN** Williams.....Cameron  
**MALEEK** Williams.....ma-LEEK  
 Tommy **ZOZUS**.....ZO-zeus

## 2020 FIU FOOTBALL ROSTERS

### NUMERICAL

No.	Name	Pos.	Ht.	Wt.	Yr.	Hometown/HS/Previous School
0	Chase Gabriel	K	5-11	180	Fr.	Brunswick, Ga. / Glynn Academy
0	Dorian Hall	DB	6-4	190	R-Jr.	Hollywood, Fla. / South Broward HS
1	JJ Holloman	WR	6-2	200	R-Jr.	Covington, Ga. / Newton HS / Georgia
2	Bryce Singleton	WR	5-11	193	R-Jr.	Hilton Head Island, S.C. / Hilton Head Island HS
3	Richard Dames	DB	5-11	185	Sr.	Miami, Fla. / Booker T. Washington HS
3	Stone Norton	QB	6-3	200	R-Fr.	Nashville, Tenn. / Davidson Academy
4	Haden Carlson	QB	6-3	192	Fr.	Lutz, Fla. / Steinbrenner HS
4	Rishard Dames	DB	5-11	175	R-Jr.	Miami, Fla. / Booker T. Washington HS
5	Chris Whittaker	DL	6-3	227	R-Jr.	Hollywood, Fla. / Chaminade-Madonna HS / Kentucky
6	Alexy Jean-Baptiste	DL	6-3	245	R-Sr.	Pompano Beach, Fla. / Coconut Creek HS / Arkansas
6	Nate Jefferson	WR	5-11	170	R-Fr.	Longwood, Fla. / Lyman HS
7	Josh Turner	DB	6-0	188	R-Jr.	Delray Beach, Fla. / American Heritage / Iowa
7	Kaylan Wiggins	QB	6-2	200	R-Jr.	Sanford, Fla. / Seminole HS
8	Lexington Joseph	RB	5-9	185	So.	Miami, Fla. / Miami Central HS
9	Jamal Gates	LB	6-2	225	Sr.	Palm Beach Gardens, Fla. / Dwyer HS
10	Daniel Jackson	LB	6-2	228	Sr.	Apex, N.C. / Middle Creek HS
11	Josh Powell	LB	5-11	194	Sr.	Riviera Beach, Fla. / Suncoast HS
12	Max Bortenschlager	QB	6-3	205	R-Sr.	Fishers, Ind. / Cathedral HS / Maryland
13	Rivaldo Fairweather	TE	6-4	233	Fr.	Fort Lauderdale, Fla. / Boyd Anderson HS
14	Joe Hocker	TE	6-5	245	R-Fr.	Cincinnati, Ohio / Deer Park HS
15	Teddy Richardson	WR	5-11	185	Fr.	Miami, Fla. / Booker T. Washington HS
16	Xavier McGriff	WR	6-2	180	Fr.	Jacksonville, Fla. / Baldwin HS
17	Caleb Lynum	WR	6-2	215	R-So.	Leesburg, Fla. / East Ridge HS
18	Nikholi Jaghai	DB	5-7	180	R-Sr.	Miami Gardens, Fla. / Flanagan HS / Northern Iowa
19	Deuce Dunbar	DB	6-2	185	Fr.	Port St. Lucie, Fla. / Centennial High School
19	Shemar Thornton	WR	5-11	182	Sr.	Miami, Fla. / Hallandale HS
20	Kejon Owens	RB	5-10	185	Fr.	Miami, Fla. / Miami Central HS
21	EJ Wilson Jr.	RB	5-11	195	Fr.	Seffner, Fla. / Armwood HS
22	Benny McCray	DB	6-2	185	R-Jr.	Clermont, Fla. / East Ridge HS
23	Andrew Volmar	DB	6-1	170	Fr.	Plantation, Fla. / American Heritage
24	D'vonte Price	RB	6-2	215	Sr.	Punta Gorda, Fla. / Charlotte HS
25	Josh Guilford	WR	6-4	195	Fr.	Sanford, Fla. / Seminole HS
26	Jamal Anderson	DB	6-2	180	R-So.	Homestead, Fla. / South Dade HS
27	Henry Gray	DB	6-0	175	Fr.	Hollywood, Fla. / Miami Central / Nebraska
28	Jesson Walker	DB	6-1	170	R-So.	Southwest Brevard County, Fla. / Rockledge HS
29	Jamal Potts	DB	6-2	185	Fr.	Delray Beach, Fla. / American Heritage
30	Joe Perkins	DB	6-0	196	Fr.	Jackson, Miss. / Madison-Ridgeland Academy
31	Tommy Zozus	LS	6-2	224	R-Jr.	Punta Gorda, Fla. / Charlotte HS
32	Matthew Enriquez	K	5-9	220	Fr.	Coral Gables, Fla. / Coral Gables HS
32	Maleek Williams	RB	5-11	223	R-Jr.	Punta Gorda, Fla. / Charlotte HS / Arkansas
33	Shaun Peterson Jr.	RB	6-3	215	R-So.	Fort Lauderdale, Fla. / Nova HS
34	Chance Coleman	LB	6-0	205	Fr.	Tampa, Fla. / Gaither HS
35	Lucas Matias	K/P	5-11	165	So.	Pembroke Pines, Fla. / American Heritage / Keiser
36	Jecoryan Davis-Hamilton	ATH	6-1	194	Fr.	Apopka, Fla. / Apopka HS
37	Romelo Brooks	LB	5-10	200	R-Jr.	Miami, Fla. / Miami Killian HS
38	Sam Kane	DB	6-2	200	Fr.	Denver, Colo. / Thunder Ridge HS
39	Tommy Heatherly	P	5-11	210	Sr.	Grove, Okla. / Grove HS / NE Oklahoma A&M
42	Alex Ngunjoh	DB	5-10	180	R-So.	Bristol, England
43	Nate White	DL	6-4	220	R-Fr.	Orlando, Fla. / Edgewater HS
44	AJ Mathis	LB	6-2	200	Fr.	Largo, Fla. / Largo HS
45	Rocky Jacques-Louis	LB	6-3	205	Jr.	Fort Myers, Fla. / Dunbar HS
46	Reggie Peterson	LB	6-2	225	Fr.	Fort Pierce, Fla. / Centennial HS
49	Shykieim Pace	DL	6-4	220	Fr.	Opa-locka, Fla. / Monsignor Pace HS
50	Nasir Carter	LB	6-2	220	R-Fr.	Orlando, Fla. / West Orange HS
51	Dontae Keys	OL	6-4	300	R-Sr.	Fayetteville, N.C. / Jack Britt / North Carolina A&T
51	Dimitry Prophete	LB	6-1	230	Sr.	Miami, Fla. / Southridge HS
52	Donovan Georges	LB	6-1	240	R-So.	Hialeah, Fla. / Champagnat Catholic
53	Tevin Jones	LB	6-4	220	R-Jr.	Miami, Fla. / Miami Norland HS
55	Shane McGough	OL	6-2	302	R-Sr.	Tampa, Fla. / Gaither HS
56	Tamarick Best	LB	6-1	225	Fr.	Pahokee, Fla. / Pahokee HS
57	Justin Michel	LB	6-1	225	R-So.	Fort Myers, Fla. / Dunbar HS
58	Tyson Maeva	LB	6-0	230	R-Sr.	San Diego, Calif. / San Diego Cathedral Catholic HS / Boise St.

### ALPHABETICAL

No.	Name	Pos.
26	Jamal Anderson	DB
64	Trevor Arnett	OL
56	Tamarick Best	LB
12	Max Bortenschlager	QB
37	Romelo Brooks	LB
4	Haden Carlson	QB
50	Nasir Carter	LB
34	Chance Coleman	LB
75	Rashad Colson	DL
90	Noah Curtis	DL
3	Richard Dames	DB
4	Rishard Dames	DB
89	Ty Danzy	DL
36	Jecoryan Davis-Hamilton	ATH
77	D'Antne Demery	OL
19	Deuce Dunbar	DB
32	Matthew Enriquez	K
13	Rivaldo Fairweather	TE
72	Sione Finau	OL
70	Miles Frazier	OL
0	Chase Gabriel	K
9	Jamal Gates	LB
52	Donovan Georges	LB
27	Henry Gray	DB
25	Josh Guilford	WR
79	Logan Gunderson	OL
0	Dorian Hall	DB
39	Tommy Heatherly	P
78	Shamar Hobdy-Lee	OL
14	Joe Hocker	TE
1	JJ Holloman	WR
73	Lyndell Hudson Jr.	OL
10	Daniel Jackson	LB
45	Rocky Jacques-Louis	LB
18	Nikholi Jaghai	DB
81	John Jaramillo	WR
6	Alexy Jean-Baptiste	DL
6	Nate Jefferson	WR
53	Tevin Jones	LB
8	Lexington Joseph	RB
83	Carson Kaleo	WR
38	Sam Kane	DB
51	Dontae Keys	OL
17	Caleb Lynum	WR
58	Tyson Maeva	LB
44	AJ Mathis	LB
35	Lucas Matias	K/P
61	Joey Maya	LB
22	Benny McCray	DB
85	Jackson McDonald	TE/LS
55	Shane McGough	OL
16	Xavier McGriff	WR
92	Jason Mercier	DL
57	Justin Michel	LB
62	Mershawn Miller	OL
75	Jose Mirabal	OL
80	Kris Mitchell	WR
3	Stone Norton	QB
67	Obinna Nwankwo	OL
84	David O'Meara	TE
94	Kevin Oliver	DL

**2020 FIU FOOTBALL ROSTERS**

**ALPHABETICAL**

No.	Name	Pos.
93	Henry Omu	DL
20	Kejon Owens	RB
49	Shykieim Pace	DL
88	Sterling Palmer	TE
30	Joe Perkins	DB
33	Shaun Peterson Jr.	RB
46	Reggie Peterson	LB
65	Julius Pierce	OL
58	Kristoff Pollas	OL
29	Jamal Potts	DB
11	Josh Powell	LB
24	D'vonte Price	RB
51	Dimitry Prophete	LB
63	Noah Quier	OL
86	KJ Reid-Jacques	DL
96	David Reynolds	DL
15	Teddy Richardson	WR
60	Clayton Senior III	DL
2	Bryce Singleton	WR
99	Davon Strickland	DL
66	Jahmari Sylvester	OL
95	Andrew Tarver	DL
97	Kane Taylor	DL
19	Shemar Thornton	WR
7	Josh Turner	DB
82	Jordan Underwood	WR
23	Andrew Volmar	DB
28	Jesson Walker	DB
43	Nate White	DL
5	Chris Whittaker	DL
7	Kaylan Wiggins	QB
87	Kamareon Williams	TE
71	Kamaren Williams	OL
32	Maleek Williams	RB
21	EJ Wilson Jr.	RB
98	Jordan Woods	DL
31	Tommy Zozus	LS

**NUMERICAL**

No.	Name	Pos.	Ht.	Wt.	Yr.	Hometown/HS/Previous School
58	Kristoff Pollas	OL	5-9	260	Fr.	Fort Lauderdale, Fla. / St. Thomas Aquinas HS
60	Clayton Senior III	DL	6-3	230	Fr.	Jacksonville, Fla. / Atlantic Coast HS
61	Joey Maya	LB	6-0	210	R-Fr.	Apex, N.C. / Middle Creek HS
62	Mershaw Miller	OL	6-2	313	R-Jr.	Miami, Fla. / Miami Central HS
63	Noah Quier	OL	6-4	310	R-Fr.	Bradenton, Fla. / IMG Academy
64	Trevor Arnett	OL	6-6	240	Fr.	Lakeland, Fla. / Lake Gibson HS
65	Julius Pierce	OL	6-5	265	R-Fr.	Sanford, Fla. / Seminole HS
66	Jahmari Sylvester	OL	6-5	317	Fr.	Fort Lauderdale, Fla. / St. Thomas Aquinas HS
67	Obinna Nwankwo	OL	6-3	290	R-Sr.	Miramar, Fla. / Miramar HS / Florida A&M
70	Miles Frazier	OL	6-5	304	Fr.	Camden, N.J. / Milford Academy Prep
71	Kamaren Williams	OL	6-4	290	R-Jr.	Humble, Texas / Summer Creek HS / Trinity Valley CC
72	Sione Finau	OL	6-3	300	So.	Keller, Texas / Central HS
73	Lyndell Hudson Jr.	OL	6-6	300	R-So.	Brooksville, Fla. / Central HS
75	Rashad Colson	DL	6-5	310	R-Jr.	Miami, Fla. / Miami Norland HS
75	Jose Mirabal	OL	6-5	285	Fr.	Homestead, Fla. / South Dade HS
77	D'Antne Demery	OL	6-5	320	Sr.	Brunswick, Ga. / Brunswick HS / Hutchinson CC (KS)
78	Shamar Hobby-Lee	OL	6-5	290	R-Fr.	Tampa, Fla. / Jefferson HS
79	Logan Gunderson	OL	6-5	318	R-Jr.	Jacksonville, Fla. / Trinity Christian HS / ASA College
80	Kris Mitchell	WR	6-1	175	R-Fr.	Jacksonville, Fla. / Mandarin HS
81	John Jaramillo	WR	5-9	170	R-So.	Miami, Fla. / Southwest Miami HS
82	Jordan Underwood	WR	6-0	180	R-So.	Apopka, Fla. / Olympia HS
83	Carson Kaleo	WR	5-9	170	R-Jr.	Lutz, Fla. / Steinbrenner HS / Florida Tech
84	David O'Meara	TE	6-5	245	Jr.	Tallahassee, Fla. / Chiles HS
85	Jackson McDonald	TE/LS	6-5	220	R-Fr.	Marathon, Fla. / Marathon HS
86	KJ Reid-Jacques	DL	6-3	210	Fr.	Hollywood, Fla. / Chaminade-Madonna HS
87	Kamareon Williams	TE	6-3	240	So.	Delray Beach, Fla. / Atlantic HS
88	Sterling Palmer	TE	6-6	235	Jr.	Midlothian, Va. / Fork Union Military
89	Ty Danzy	DL	6-5	235	R-Fr.	Anderson, S.C. / Westside HS
90	Noah Curtis	DL	6-6	267	Sr.	Riviera Beach, Fla. / American Heritage
92	Jason Mercier	DL	6-3	262	Jr.	Boynton Beach, Fla. / Atlantic HS
93	Henry Omu	DL	6-7	295	R-Sr.	Kingston, Ga. / Atlanta Sports City Prep
94	Kevin Oliver	DL	6-4	263	Sr.	Davie, Fla. / Western HS
95	Andrew Tarver	DL	6-1	295	R-Sr.	Powder Springs, Ga. / McEachern HS
96	David Reynolds	DL	6-4	245	So.	Nashville, Tenn. / Ensworth HS
97	Kane Taylor	DL	6-3	280	R-Jr.	Clearwater, Fla. / Clearwater HS / East Mississippi CC
98	Jordan Woods	DL	6-4	275	R-Sr.	Citra, Fla. / North Marion HS / Georgia Tech
99	Davon Strickland	DL	6-1	263	R-So.	Hollywood, Fla. / South Broward HS

**COACHING STAFF**

Name	Coaching Title	Year at FIU	Alma Mater
Butch Davis	Head Coach	4th Season	Arkansas '74
Jeff Copp	Co-Def. Coord./Linebackers	4th Season	Boise State '01, ASU '03
Jerod Kruse	Co-Def. Coord./Defensive Backs	2nd Season	Emporia State '00 & '07
Rich Skrosky	Off. Coord./Quarterbacks	4th Season	Ramapo '83
Drew Davis	Tight Ends	4th Season	Ole Miss '17
Tim Harris Jr.	Running Backs	6th Season	Miami (Fla.) '08
Kenard Lang	Defensive Line	2nd Season	Miami (Fla.) '97
DJ McCarthy	Wide Receivers	1st Season	Washington '94
Bryn Renner	Cornerbacks/Recruiting Coord.	4th Season	North Carolina '14
Joel Rodriguez	Offensive Line	1st Season	Miami (Fla.) '05
Harrison Green	Special Teams Coord.	1st Season	Penn State '13, SMU '16
Sean Binckes	GA - Offense	1st Season	LIU Post '16
Wisly Desire	GA - Offensive Line	2nd Season	Jacksonville University '13
Nigel Madison	GA - Defensive Line	1st Season	Concordia University Ann Arbor '17
Antonio Rodriguez	GA - Defense	1st Season	FIU '20



## QUICK FACTS

### UNIVERSITY INFORMATION

Location.....Miami, Florida  
 Founded/Opened.....1965/1972  
 Enrollment.....54,000  
 Nickname.....Panthers  
 Mascot Name.....Roary  
 Fight Song.....FIU Fight Song  
 Colors.....Blue (PMS 282) & Gold (PMS 871)  
 Affiliation.....NCAA Division I (FBS)  
 Conference.....Conference USA (East Div)  
 School President.....Dr. Mark B. Rosenberg  
 Director of Sports & Ent.....Pete Garcia  
 Team Twitter.....@FIUFootball  
 Athletics Twitter.....@FIUAthletics  
 Website.....FIUSports.com  
 Conference Website.....ConferenceUSA.com

### STADIUM INFORMATION

Venue.....Riccardo Silva Stadium (20,000)  
 Surface.....Field Turf  
 First Year.....2008  
 First Game at Riccardo Silva.....Sept. 20, 2008  
 Result.....L, 9-17 vs. USF  
 Record at Riccardo Silva.....37-36 (12 yrs)  
 Largest Crowd.....22,682 vs. Duke (10/1/11)  
 %27,339 vs. Miami (11/23/19)  
 Ticket Office Phone.....(305) FIU-GAME  
 % - Home game played at Marlins Park

### FIU FOOTBALL HISTORY

First Year of Football.....2002  
 All-Time Record.....69-139 (18 yrs)  
 #All-Time On-Field Record.....79-139 (18 yrs)  
 All-Time C-USA Record.....25-31 (7 yrs)  
 All-Time Sun Belt Record.....20-37 (8 yrs)  
 All-Time Home Record.....51-55 (18 yrs)  
 All-Time Road Record.....26-81 (18 yrs)  
 Versus AP Top 25.....0-8  
 Bowl Appearances.....5 ('10-'11, '17-'19)  
 Bowl Record.....2-3  
 Most Wins in Single-Season.....9 (2018)  
 NFL Draft Picks.....10  
 # - Wins in 2003 (2-10), 2004 (3-7) and 2005 (4-6, 3-4 SBC) were vacated

### THE PANTHERS IN 2020

2019 Record.....6-7  
 C-USA Record/Finish.....3-5/6th (East)  
 Last Bowl Appearance.....2019 Camellia Bowl  
 Bowl Result.....L, 26-34 vs. Arkansas State  
 Head Coach.....Butch Davis  
 Alma Mater.....Arkansas '74  
 Record at FIU.....23-16 (3 years)  
 Career Record.....102-59 (13 years)  
 Basic Offense.....Pro Set  
 Basic Defense.....Multiple 4-3  
 Returning Letterwinners.....53/20  
 Starters Returning/Lost.....14/11  
 Offense.....5/6  
 Defense.....7/4  
 Special Teams.....2/1

## SCHEDULE INFO/RETURNING STARTERS

### 2020 SCHEDULE

Date	Opponent (TV)	Location	Series Record
Sept. 26	at Liberty (ESPNU)	Lynchburg, VA	First Meeting
<b>Oct. 10</b>	<b>Middle Tennessee* (ESPNU)</b>	<b>Miami, FL</b>	<b>MT leads, 10-4/10-5#</b>
<b>Oct. 23</b>	<b>Jacksonville State (ESPN3)</b>	<b>Miami, FL</b>	<b>First Meeting</b>
Nov. 7	at UTEP* (ESPN+)	El Paso, TX	FIU leads, 3-1
<b>Nov. 13</b>	<b>FAU* (CBSSN)</b>	<b>Miami, FL</b>	<b>FAU leads, 13-4/13-5#</b>
Nov. 21	at WKU* (ESPN+)	Bowling Green, KY	WKU leads 5-4/5-5#
<b>Nov. 28</b>	<b>Louisiana Tech* (ESPN+)</b>	<b>Miami, FL</b>	<b>LA Tech leads, 4-0</b>
Dec. 5	at Charlotte* (ESPNU)	Charlotte, NC	FIU leads, 5-0
<b>Dec. 11</b>	<b>Marshall* (CBSSN)</b>	<b>Miami, FL</b>	<b>Marshall leads, 6-2</b>

**BOLD** - home game  
 \* - Conference USA game  
 # - Includes vacated win

### 2019 RESULTS (6-7, 3-5 C-USA)

Date	Opponent (TV)	Result/Score	Attendance
Aug. 29	at Tulane (ESPN3)	L/14-42	16,361
<b>Sept. 7</b>	<b>WKU* (ESPN+)</b>	<b>L/14-20</b>	<b>13,311</b>
<b>Sept. 14</b>	<b>New Hampshire (ESPN+)</b>	<b>W/30-17</b>	<b>11,756</b>
Sept. 20	at Louisiana Tech* (CBSSN)	L/31-43	18,782
<b>Oct. 5</b>	<b>UMass (ESPN+)</b>	<b>W/44-0</b>	<b>12,746</b>
<b>Oct. 12</b>	<b>Charlotte* (ESPN+)</b>	<b>W/48-23</b>	<b>16,834</b>
<b>Oct. 19</b>	<b>UTEP* (ESPN+)</b>	<b>W/32-17</b>	<b>13,951</b>
Oct. 26	at Middle Tennessee* (NFL Network)	L/17-50	9,512
<b>Nov. 2</b>	<b>Old Dominion* (ESPN+)</b>	<b>W/24-17</b>	<b>14,644</b>
Nov. 9	at FAU* (Stadium)	L/7-37	17,603
<b>Nov. 23</b>	<b>Miami^ (CBSSN)</b>	<b>W/30-24</b>	<b>27,339</b>
Nov. 30	at Marshall* (CBSSN)	L/27-30 (OT)	18,596
Dec. 21	vs. Arkansas State% (ESPN)	L/26-34	16,209

**BOLD** - home game  
 \* - Conference USA game  
 ^ - home game played at Marlins Park  
 % - Camellia Bowl (Montgomery, Alabama)

## MEDIA INFO

### PRACTICE COVERAGE

Due to COVID-19 restrictions, practices this week will be closed to the media. Interviews are available upon request. All interview requests must be directed to the FIU Athletic Communications Office at least 24 hours in advance. Please send all requests via email to tyson.rodgers@fiu.edu.



**TYSON RODGERS**  
 Assistant Athletic Director  
 Primary Football Contact  
 O: 305-348-2084  
 C: 662-418-2982  
 Email: tyson.rodgers@fiu.edu



**TYLER BRAIN**  
 Communications Director  
 Secondary Football Contact  
 C: 256-616-3097  
 Email: tbrain@fiu.edu

**FIU Athletics Address**  
 11200 SW 8th Street  
 OBCC 211  
 Miami, FL 33199

**Riccardo Silva Stadium Address**  
 11200 SW 8th Street  
 Miami, FL 33199  
 Modesto A. Maidique Campus

### REFER AS FIU PANTHERS

Florida International University has a long and storied history across all of its Division I NCAA programs. We respectfully ask that you refer to our University's athletic programs as the FIU Panthers.

Please refrain from using any of the following  
**Fla Int'l = use FIU**  
**Golden Panthers = use Panthers**

**STAT RANKINGS**

**STAT BREAKDOWN**

Category	FIU	FAU
Points/Game	24.0	16.0
First Downs	39	69
Rushing Yards/Game	170.0	166.0
Passing Yards/Game	92.7	122.5
Total Off. Yards/Game	262.7	288.5
Total Yards Allowed/Game	458.3	317.0
Third Down Conv.	37.5%	39.7%
Turnovers Gained	2	3
Turnovers Lost	2	2
Sacks	7	14
Red Zone Offense	83.3%	70.0%
Red Zone Defense	77.8%	55.6%
Time of Possession/Game	22:52	28:25
Penalty Yards/Game	59.33	52.50

**C-USA RANKINGS**

Category	FIU
Points/Game	9th
Points Allowed/Game	8th
First Downs	13th
Rushing Yards/Game	6th
Rushing Yards Allowed/Game	11th
Passing Yards/Game	13th
Passing Yards Allowed/Game	9th
Total Off. Yards/Game	13th
Total Yards Allowed/Game	12th
Third Down Conv.	10th
Turnovers Gained	12th
Turnovers Lost	1st
Sacks	4th
Sacks Allowed	13th
Red Zone Offense	6th
Red Zone Defense	4th
Time of Possession/Game	13th
Penalty Yards/Game	9th

**NCAA RANKINGS**

Category	FIU
Points/Game	96th
Points Allowed/Game	63rd
First Downs	99th
Rushing Yards/Game	55th
Rushing Yards Allowed/Game	101st
Passing Yards/Game	121st
Passing Yards Allowed/Game	74th
Total Off. Yards/Game	117th
Total Yards Allowed/Game	92nd
Third Down Conv.	70th
Turnovers Gained	99th
Turnovers Lost	14th
Sacks	53rd
Sacks Allowed	115th
Red Zone Offense	t73rd
Red Zone Defense	t28th
Time of Possession/Game	119th
Penalty Yards/Game	75th

**GAME NOTES**



Josh Turner earned the first turnover of 2020, becoming the first Panther of the year to be named Takeaway Champion.



Rishard Dames led the team with four INTs in 2019. He earned his first INT of 2020 after his pick against MTSU.

**SCOUTING THE OWLS**

FAU enters the game with a 3-1 mark, with all action coming in conference play. The Owls have downed Charlotte, UTSA and WKU in the first year of the Willie Taggart era. The lone loss this season for FAU came at the hands of ranked Marshall on the road, losing a 20-9 decision to the Herd.

FAU has been led by its defense in 2020, with the Owls ranking second in the league and 20th in the nation for its 317.0 yards allowed per game this season. Jaylen Joyner and Leighton McCarthy have combined for 9.5 sacks this season to propel the Owl pass rush, ranking first in C-USA and 13th in the country.

The Owls have struggled offensively, with Nick Tronti throwing for just 490 yards this season on 47-of-87 passing. He has tossed three scores and has been picked off once. On the ground, FAU is led by Malcolm Davidson who has netted 195 rushing yards and a score.

**LAST TIME VS. FAU**

FAU took a 37-7 decision at home over FIU last season. The two squads went into the locker room with the score at 13-7 in favor of FAU, but the Owls scored 24-unanswered points in the second half to earn the 37-7 win.

James Morgan led the Panthers with 192 yards passing, while Napoleon Maxwell finished the game with 95 yards on the ground. Maxwell scored FIU's lone score of the game, coming on a 75-yard sprint to the endzone.

**SHULA BOWL HISTORY**

FIU trails the all-time series 4-13 to FAU after 2005's vacated win. Since moving to C-USA, the Panthers are 2-5 against the Owls.

**SERIES HISTORY VS. FAU**

Date	Location	Result
11/23/02	Pro Player	L/21-31
11/22/03	FIU	L/23-32
12/4/04	Pro Player	L/10/17
11/26/05	FIU	W/52-6
11/25/06	Dolphin	L/0-31
11/24/07	Orange Bowl	L/23-55
11/29/08	Dolphin	L/50-57
12/5/09	FIU	L/21-28
10/30/10	FAU	L/9-21
11/12/11	FIU	W/41-7
11/16/12	FAU	W/34-24
11/29/13	FAU	L/6-21
10/2/14	FIU	W/38-10
10/31/15	FAU	L/17-31
10/1/16	FIU	W/33-31
11/18/17	FAU	L/24-52
11/3/18	FIU	L/14-49
11/9/19	FAU	L/7-37

**2020 TRENDS**

**LEADING/TRAILING/TIED**

Leading At Half:	0-0
Trailing At Half:	0-2
Tied At Half:	0-1
Leading After 3rd Quarter:	0-3
Trailing After 3rd Quarter:	0-0

**SCORING**

Scores First:	0-3
Opponent Scores First:	0-0
Shutout at Half:	0-0
Holds Opp. Scoreless at Half:	0-0
Scores 20+ Points:	0-2
Scores Under 20 Points:	0-1
Allows 20+ Points:	0-2
Holds Opp. Under 20 Points:	0-1

**TOTAL YARDS**

Less Than 300 Yards:	0-1
300+ Total Offense:	0-2
400+ Total Offense:	0-0
500+ Total Offense:	0-0
600+ Total Offense:	0-0
Hold Opp. Less Than 300 Yards:	0-0
Allow Opp. 300+ Yards:	0-0
Allow Opp. 400+ Yards:	0-2
Allow Opp. 500+ Yards:	0-1
Allow Opp. 600+ Yards:	0-0

**RUSH YARDS**

Less Than 100 Yards:	0-1
100+ Yards Rushing:	0-1
200+ Yards Rushing:	0-1
300+ Yards Rushing:	0-0
Holds Opp. Under 100 Yards:	0-0
Allows 100+ Yards Rushing:	0-1
Allows 200+ Yards Rushing:	0-2
Allows 300+ Yards Rushing:	0-0

**PASS YARDS**

Less Than 200 Yards:	0-3
200+ Yards Passing:	0-0
300+ Yards Passing:	0-0
400+ Yards Passing:	0-0
500+ Yards Passing:	0-0
Holds Opp. Under 200 Yards:	0-1
Allows 200+ Yards Passing:	0-1
Allows 300+ Yards Passing:	0-1
Allows 400+ Yards Passing:	0-0
Allows 500+ Yards Passing:	0-0

**TURNOVERS**

Has 0 Turnovers:	0-2
Has 1 Turnover:	0-1
Has 2 Turnovers:	0-0
Has 3+ Turnovers:	0-0
Forces 0 Turnovers:	0-1
Forces 1 Turnover:	0-1
Forces 2 Turnover:	0-1
Forces 3+ Turnovers:	0-0

**GAME NOTES**



*In his first season as FIU's featured back, D'vonte Price has earned 8.89 yards per carry this season. That total ranks as the second best in the nation and would break FIU's single-season record if it holds up.*

**THE PRICE IS RIGHT**

Senior D'vonte Price opened the season with a pair of 100-yard rushing games. Price earned a career-best 148 yards on the ground at Liberty, before his 112 versus MTSU. Price has had TD runs of 65, 30 and 65 yards.

Price has earned 8.89 yards per carry this season, which ranks second overall in the nation and tops the league.

The senior is averaging 103.7 rushing yards per game this season, which ranks fourth in the conference and 27th overall in the nation.

**NATION LEADERS YARDS PER CARRY**

Rnk	Player (School)	Avg.
1.	Jayden Daniels (Arizona St.)	10.09
2.	D'vonte Price (FIU)	8.89
3.	Khalil Herbert (Va. Tech)	8.36
4.	Deon McIntosh (Wazzu)	8.17
5.	Tyler Shough (Oregon)	7.73

**OLIVER IN A HURRY**

Senior Kevin Oliver earned eight QB hurries last season, which broke FIU's single-season record. Oliver currently ranks fourth at FIU for his nine QB hurries overall. The defensive end sits behind Greg Hickman's 13 earned from 2010-13.

**MOST QB HURRIES IN FIU HISTORY**

Rnk	Player (Years)	QBH
1.	Greg Hickman (2010-13)	13
2.	Fermin Silva (2015-18)	11
3.	Anthony Johnson (2014-18)	10
4.	Kevin Oliver (2017-20)	9
5.	Sage Lewis (2015-19)	8
	Giovani Francois (2011-14)	8

**CURTIS COMPARED TO PAST DL**

Senior Noah Curtis nears the 100-tackle mark for his career, which ranks ninth all-time among defensive linemen at FIU. Antwan Barnes is the all-time leader for the position, as he bounced from LB to DE later in his career.

**MOST CAREER TACKLES AMONG DL**

Rnk	Player (Years)	Ttk
1.	Antwan Barnes (2003-06)	224
2.	Tourek Williams (2009-12)	152
3.	Daunte Foster (2002-04)	129
4.	Isame Faciane (2010-13)	122
5.	Denzell Perine (2011-15)	119
6.	Mike Wakefield (2012-15)	118
7.	Greg Hickman (2010-13)	116
8.	Fermin Silva (2015-18)	110
9.	Noah Curtis (2017-20)	99
10.	Lars Koht (2011-15)	96

**RICHARD GOING SOLO**

Safety Richard Dames tops the conference and ranks 18th in the nation with his 6.3 solo tackles for game this season. He has earned 18 in just three games. The other half of the Dames Twins, Rishard, has posted 3.3 solo tackles per game and has earned 10 so far in the first three outings.

**HEATHERLY NAMED TO RAY'S 4**

The Augusta Sports Council and the Ray Guy Award announced Ray's 4 for Week 8 on Oct. 26, with FIU's Tommy Heatherly earning the distinction as one of the best punters from this past weekend.

Heatherly boomed five punts last time out, with an average of 49.0 yards per kick and a long of 69. Heatherly has earned a 43.8 average for the year, which ranks 27th overall in the nation. The senior from Oklahoma has also pinned four punts inside the 20, while booming four over 50 yards.

## SERIES HISTORY

**All-Time Record:** 4-13  
**Last Meeting:** W/33-31 (10/1/16)  
**Longest Winning Streak by FIU:** 2  
**Longest Winning Streak by FAU:** 5  
**At FIU:** 3-5  
**At FAU:** 1-5  
**Neutral Site:** 0-4  
**Game Decided by 7 Points or Less:** 0-3  
**Most Points Scored by FIU:** 50 (11/29/08)  
**Most Points Scored by FAU:** 57 (11/29/08)  
**Largest Margin of Victory for FIU:** 34 ('11)  
**Largest Margin of Victory for FAU:** 35 ('18)



## GAMES NOTES



Senior D'vonte Price has earned back-to-back 100-yard rushing games to open the 2020 season.



Redshirt freshman Nate Jefferson scored his first TD as a Panther, getting into the endzone on a jet sweep vs. MTSU.

### ALL-PURPOSE FLEX

After opening the year with a 100-yard kickoff return for a touchdown, sophomore Lexington "Flex" Joseph has turned heads. Joseph has averaged 33.5 yards per kickoff return this season, which ranks second in the conference and sixth in the nation.

The sophomore was ranked second in the country earlier this season, after his 200.0 all-purpose yard average, but following the game against Jacksonville State his total took a dip to 135.00 per game. That new mark ranks 25th in the nation.

#### NATION LEADERS IN KICKOFF RETURN AVERAGE

Rnk	Player (School)	Avg.
1.	De'Montre Tuggle (Ohio)	53.3
2.	Trestan Ebner (Baylor)	38.6
3.	Trey Palmer (LSU)	36.5
4.	Kenny McIntosh (Georgia)	36.3
5.	Duron Lowe (UTEP)	34.3
6.	Lexington Joseph (FIU)	33.5

#### LONGEST KICK OFF RETURN IN FIU HISTORY

Rnk	Player vs. Opp (Date)	Yards
1	Lexington Joseph at Liberty (9/26/20)	100
	Richard Leonard at FAU (11/16/12)	100
3.	Greg Moss vs. Carson-Newman (9/27/03)	99
4.	Lionell Singleton vs. Bowling Green (9/16/06)	98
5.	T.Y. Hilton at Alabama (9/12/09)	96

### TAKEAWAY CHAMPIONS

FIU has earned two turnovers so far this season, both being interceptions. Redshirt junior Josh Turner picked off the first INT for FIU in 2020, as the cornerback snagged an errant Asher O'Hara pass against Middle Tennessee on Oct. 10.

#### TAKEAWAY CHAMPIONS

No.	Player	Opp. (Date)	Type of TO
7	Josh Turner	vs. Middle Tenn. (Oct. 10)	INT
4	Rishard Dames	vs. Middle Tenn. (Oct. 10)	INT

### THE CAMPAIGN FOR PANTHER QB 2020

FIU has had great success with its last two QBs, as James Morgan (Jets) and Alex McGough (Seahawks) were both taken in the NFL Draft. Morgan being selected this past offseason and McGough going in the 2018 NFL Draft.

Among the four candidates vying for the starting QB job this season, the group owns a total of 10 combined starts. Maryland transfer Max Bortenschlager leads the way with nine, while Kaylan Wiggins owns one. This year's QB job is truly a toss up with no spring practice however, as all four Panther QBs will have a shot at starting and playing.

#### LAST 2 QBs FOR FIU DURING BUTCH DAVIS ERA

Player	Pass Yds	Pass TDs	Pass Eff.	Years at FIU
Alex McGough	9,091	65*	128.1	2014-17
James Morgan	5,375	40	143.4*	2018-19

\* - School record

#### FIU QB COMPARISON FOR 2020

No.	Player	Comp-Att.	Pct	Yards	TD	INT
3	Stone Norton	17-32	53.1%	207	3	0
7	Kaylan Wiggins	6-19	31.5%	42	0	1
12	Max Bortenschlager	3-9	33.3%	29	0	0

### TWO BACKS OVER 100

Shaun Peterson and D'vonte Price each eclipsed the 100-yard rushing mark against Middle Tennessee. The occurrence marked just the eighth time an FIU running back pair has each earned over 100 yards rushing in a single game. Overall, it is the fourth time during the Butch Davis era that it has happened.

#### GAMES WITH TWO RBs OVER 100

Running Backs (Yards) vs. Opponent	Date
S. Peterson (117), D. Price (112) vs. Middle Tenn.	10/10/20
A. Jones (117), N. Maxwell (114) vs. Charlotte	10/12/19
S. Phillips (117), N. Maxwell (104) vs. UMass	9/15/18
A. Gardner (108), A. McGough (108) vs. UMass	12/2/17
A. Gardner (119), A. Jones (121) vs. Marshall	11/19/16
A. Gardner (141), A. Jones (128) at UTEP	10/8/16
Perry (186), Hilton (158), Mallary (118) at. Troy	11/13/10
A. Gorman (138), D. Demeritt (121) vs. J'Ville	10/30/03

## GAME NOTES



In his first game as a Panther, Boise State transfer Tyson Maeva earned eight tackles against Liberty.



Shaun Peterson earned a career-high 117 rushing yards in his first start as a Panther versus Middle Tennessee.



Kevin Oliver broke FIU's record for most QB hurries in a single-season with eight in 2019. He has nine for his career.

### 2020 PLAYER HONORS

**LEXINGTON JOSEPH | RB/KR | SO**  
 • C-USA Special Teams POW (Sept. 26)

**TOMMY HEATHERLY | P | SR**  
 • Ray Guy Award Watch List  
 • Ray Guy Award Ray's 4 for Week 8

**D'ANTNE DEMERY | OL | SR**  
 • Outland Trophy Watch List

**SHANE MCGOUGH | OL | R-SR**  
 • Rimington Trophy Watch List

### 2020 UNIFORM WATCH

**AT LIBERTY (SEPT. 26 | L/34-36)**  
 All white, gold numbers and trim

**MIDDLE TENN. (OCT. 10 | L/28-31)**  
 White helmet, blue jersey, white pants

**J'VILLE STATE (OCT. 23 | L/10-19)**  
 All blue, pink logo for Breast Cancer Awareness

**AT UTEP (NOV. 7)**  
 CANCELLED

**FAU (NOV. 13)**  
 ???

**AT WKU (NOV. 21)**  
 ???

**LA TECH (NOV. 28)**  
 ???

**AT CHARLOTTE (DEC. 5)**  
 ???

**MARSHALL (DEC. 11)**  
 ???

### PANTHERS BEHIND THE LINE

FIU's defense has earned 25 tackles for loss this season in only three games, to give the Panthers a 8.3 TFL average per contest. That total is tied for 12th in the nation and second best in C-USA.

Tevin Jones leads the Panthers with 3.5 on the year, while Jason Mercier and Davon Strickland each have three for the season.

### SACK TOTALS LOOK PROMISING

FIU has earned seven sacks in the first three games, which is a promising start compared to years past. Last season, the Panthers did not earn their seventh sack until the six games into the season as FIU recorded the total against Charlotte on Oct. 12, 2019.

Davon Strickland and Tevin Jones lead FIU with a pair of sacks each, while Tyson Maeva, Rocky Jacques-Louis and Alexy Jean-Baptiste have also taken down the QB once.

### PUNT RETURN D AMONG BEST

The Panther punt defense has allowed just -3.67 yards per return this season, ranking second in the nation for that category. Additionally FIU ranks second in the conference and 21st nationally for net punting, averaging 42.12 per attempt.

#### PUNT RETURN DEFENSE

Rnk	School	Avg.
1.	Iowa	-8.00
2.	FIU	-3.67
3.	Miami (Ohio)	-0.50
4.	14 others tied	0.00

### BACK-TO-BACK FOR PRICE

D'vonte Price earned back-to-back 100-yard games on the ground for the first time in his career, after rushing for 148 against Liberty and 112 versus Middle Tennessee. In FIU's history, there has only been nine running backs with consecutive 100-yard games. Rashod Smith's four in a row in 2004 is the all-time record.

#### CONSECUTIVE 100-YARD RUSHING GAMES

Rnk	No	Player	Season
1.	4	Rashod Smith	2004
2.	3	Anthony Jones	2019
3.	2	D'vonte Price	2020
	2	Alex Gardner	2016
	2	Alex Gardner	2016
	2	Anthon Samuel	2014
	2	Darriet Perry	2010
	2	Adam Gorman	2003
	2	Jerrid Lundstedt	2002

### STONE NORTON EXPERIENCE

FIU played three quarterbacks at Liberty to open the season, with Stone Norton making the biggest impact. The redshirt freshman was 9-of-13 passing, with 120 and a pair of TD tosses to Bryce Singleton and D'vonte Price.

### WELCOME BACK, BRYCE

In his first action since Dec. 21, 2018, Bryce Singleton caught two catches for 50 yards. The redshirt junior was on the receiving end of a 45-yard bomb from Stone Norton which gave the WR his first TD since Nov. 3, 2018 vs. FAU.



### AP TOP 25 POLL

Rk.	Team	Points	LW	Rec.
1	Alabama (59)	1,547	2	6-0
2	Notre Dame (2)	1,464	4	7-0
3	Ohio State (1)	1,449	3	3-0
4	Clemson	1,355	1	7-1
5	Texas A&M	1,223	7	5-1
6	Florida	1,213	8	4-1
7	Cincinnati	1,208	6	6-0
8	BYU	1,101	9	8-0
9	Miami (Fla.)	958	11	6-1
10	Indiana	956	13	3-0
11	Oregon	948	12	1-0
12	Georgia	861	5	4-2
13	Wisconsin	852	10	1-0
14	Oklahoma State	762	14	5-1
15	Coastal Carolina	551	15	7-0
16	Marshall	534	16	6-0
17	Iowa State	491	17	5-2
18	Oklahoma	467	19	5-2
19	SMU	456	18	7-1
20	Southern Cal	395	20	1-0
21	Texas	265	22	5-2
22	Liberty	260	25	7-0
23	Northwestern	250	NR	3-0
24	Auburn	184	24	4-2
25	Louisiana	118	NR	6-1

**Others receiving votes:** North Carolina 85, Army 54, Tulsa 47, Utah 33, Washington 21, Arizona State 11, Purdue 8, Wake Forest 6, Boise State 5, Appalachian State 5, California 3, Maryland 3, Nevada 1

### GAME NOTES

#### SCHEDULE CHANGES

##### ORIGINAL 2020 SCHEDULE

Date	Opponent
Sept. 3	Jacksonville State*
Sept. 12	at UCF*
Sept. 19	at Old Dominion**
Sept. 26	at Liberty
Oct. 10	Middle Tennessee
Oct. 17	Charlotte
Oct. 24	at UMass**
Oct. 30	Marshall
Nov. 7	at UTEP
Nov. 14	FAU
Nov. 21	WKU
Nov. 28	LA Tech

\* - Start of season pushed back  
 \*\* - Opponent opted not to play 2020 season

##### "CURRENT" 2020 SCHEDULE

Date	Opponent
Sept. 26	at Liberty
Oct. 10	Middle Tennessee
Oct. 23	Jacksonville State
<del>Nov. 7</del>	<del>at UTEP</del>
Nov. 14	FAU
Nov. 21	WKU
Nov. 28	LA Tech
Dec. 5	at Charlotte**
Dec. 11	Marshall**

\* - Cancelled due to COVID-19 related issues  
 \*\* - Rescheduled due to COVID-19 related issues

#### NUMBER CHANGES

The Panthers gave the FIU football equipment staff quite the headache this past offseason, as 16 players swapped numbers.

Player	Old # > New #
Dorian Hall	36 > 0
JJ Holloman	4 > 1
Bryce Singleton	9 > 2
Richard Dames	38 > 3
Rishard Dames	35 > 4
Chris Whittaker	47 > 5
Jamal Gates	59 > 9
Daniel Jackson	40 > 10
Josh Powell	48 > 11
Nikholi Jaghai	17 > 18
Benny McCray	27 > 22
Henry Gray	10 > 27
Dontae Keys	76 > 51
Kameron Burns	91 > 68
Henry Omu	76 > 93
Kane Taylor	70 > 97

### AROUND THE C-USA

#### FRIDAY, NOV. 13

FAU at FIU (CBSSN) 7:00 p.m.

#### PLAYERS OF THE WEEK

##### OFFENSE

Grant Wells, QB, Marshall  
 21-of-30, 228 yards, 3 TDs

##### DEFENSE

DeAngelo Malone, DE, WKU  
 12 tackles, 2 sacks

##### SPECIAL TEAMS

Matt Hayball, P, FAU  
 45.8 punt average, long of 70 yards

#### SATURDAY NOV. 14

Gardner-Webb at Charlotte (ESPN3) Noon  
 Middle Tenn. at Marshall (CBSSN) Noon  
 North Texas at UAB (Stadium) 3:00 p.m.  
 UTEP at UTSA (ESPN+) 3:00 p.m.  
 Rice at LA Tech (ESPN3) 3:30 p.m.  
 Southern Miss at WKU (CBSSN) 3:30 p.m.

### AMWAY COACHES POLL

Rk.	Team	Points	LW	Rec.
1	Alabama (55)	1542	2	6-0
2	Notre Dame (4)	1461	4	7-0
3	Ohio State (3)	1443	3	3-0
4	Clemson	1340	1	7-0
5	Florida	1230	8	4-1
6	Texas A&M	1229	7	5-1
7	Cincinnati	1172	6	6-0
8	BYU	1112	9	8-0
9	Miami (FL)	995	10	6-1
10	Indiana	901	13	3-0
11	Georgia	840	5	4-2
12	Oregon	828	14	1-0
13	Oklahoma State	823	12	5-1
14	Wisconsin	778	11	1-0
15	Marshall	534	15	6-0
16	Iowa State	530	17	5-2
17	Coastal Carolina	495	16	7-0
18	Oklahoma	476	19	5-2
19	SMU	448	18	7-1
20	USC	334	20	1-0
21	Auburn	305	21	4-2
22	Liberty	234	NR	7-0
23	Northwestern	218	NR	3-0
24	Texas	187	NR	5-2
25	Army	181	21	6-1

### 2020 C-USA STANDINGS

#### EAST DIVISION

Team	Conf.	CPct.	Overall	Pct
Marshall	3-0	1.000	6-0	1.000
Florida Atlantic	3-1	0.750	3-1	0.750
Charlotte	2-1	0.667	2-3	0.400
Middle Tennessee	2-3	0.400	2-5	0.286
WKU	1-3	0.250	2-6	0.250
FIU	0-1	0.000	0-3	0.000

#### WEST DIVISION

Team	Conf.	CPct.	Overall	Pct
UAB	2-1	0.667	4-3	0.571
Louisiana Tech	3-2	0.600	4-3	0.571
UTSA	2-2	0.500	4-4	0.500
Rice	1-1	0.500	1-1	0.500
North Texas	1-2	0.333	2-3	0.400
Southern Miss	1-2	0.333	2-5	0.286
UTEP	0-2	0.000	3-3	0.500



## OLD NOTES

### PETERSON GOES FOR 100

In his first career start, redshirt sophomore Shaun Peterson rushed for 117 yards and a pair of scores. Prior to last Saturday's performances, Peterson had 54 total yards in his entire career at FIU.

### SEASON OPENERS

FIU has earned a 3-15 (4-14) record in season openers, with the Panthers owning a 1-9 (2-10) record for season openers on the road. The Panthers have not won a season opener since 2015's 15-14 slug fest against UCF in Orlando.

Due to the COVID-19 outbreak, this year's season opener on Sept. 26, 2020 at Liberty will be FIU's latest season opener in program history.

Date	Opponent	Result
8/29/02	Saint Peter's	W/27-3
9/6/03	at Indiana State	L/10-13
9/11/04	at Youngstown St.	W/22-16 (OT)
9/3/05	at Kansas State	L/21-35
8/31/06	Middle Tennessee	L/6-7
9/1/07	at #17 Penn State	L/0-59
8/30/08	at Kansas	L/10-40
9/12/09	at #4 Alabama	L/14-40
9/11/10	Rutgers	L/14-19
9/1/11	North Texas	W/41-16
9/1/12	at Duke	L/26-46
8/31/13	at Maryland	L/10-43
8/30/14	Bethune-Cookman	L/12-14
9/3/15	at UCF	W/15-14
9/1/16	Indiana	L/13-34
8/31/17	at UCF	L/17-61
9/1/18	Indiana	L/28-38
8/29/19	at Tulane	L/14-42
9/26/20	at Liberty	L/34-36

### BIG LEG FOR HEATHERLY

In his first season at FIU, Tommy Heatherly had one of the best years for a Panther punter in school history. Heatherly averaged 42.98 per punt last season, which ranked as the second-best mark in school history.

Even more impressive, three of Heatherly's games rank in the Top 10 at FIU for highest punt average as he boomed a 50.3 at LA Tech, 50.0 vs. New Hampshire and 49.3 vs. Arkansas State in the 2019 Camellia Bowl. Two of Heatherly's punts also ranked in the Top 10 at FIU for longest punts in a game, after he boomed a 68-yarder at FAU and a 62-yarder against Middle Tennessee.

### BUZZ FOR DEMERY

D'Antne Demery racked up the preseason honors this past summer, as the 6-5, 320-pound left tackle earned preseason all-conference honors from the C-USA and publications Athlon and Phil Steele. Demery was also named to the Outland Trophy Watch List by the Football Writers Association of America (FWAA).

### TWIN MAGIC

Richard and Rishard Dames are one of just 53 FBS squads who have sets of brothers on their roster. These twins can provide double coverage in the secondary, as Richard plays safety and Rishard at corner.

The Dames Twins put up big numbers last season and look to be the leaders on defense in 2020. So far in 2020, the pair have combined for 34 tackles and an interception. Richard Dames ranks first on the team in tackles with 15, while Rishard has earned nine for the fifth-most on the squad.

#### DAMES TWINS IN 2019

No.	Player	TKL	TFL	PBU	INTS	TDS
3	Richard	56	4.0	5	0	0
4	Rishard	59	6.0	6	4	1

### WALK-ON TO SCHOLARSHIP

Obinna Nwankwo and Niholi Jaghai were awarded scholarships this preseason, as the pair became the 13th and 14th walk-ons to earn scholarships since Butch Davis took over the football program in 2017.

### REWRITING RECORDS

Players under Butch Davis have broken 23 single-game, 15 season and 16 career records and those are just in the individual section of the FIU record books.

### SECURE THE BAG

FIU only turned the ball over 15 times last season, which ranked the Panthers 33rd overall in the country for that category and fourth in Conference USA.

Those great turnover numbers were thanks to current New York Jet James Morgan, who protected the ball well in 2019 as the Panthers only threw six interceptions. That total ranked as the 12th-lowest in the country and second in the league.

### PROTECTION UP FRONT

The FIU offensive line ranked fifth in the nation last season for sacks allowed, as the Panther big men gave up only 14 sacks.

The 14 sacks allowed ranked as the second lowest ever allowed in FIU history.

#### FIU VS. TOP 25 SACK TEAMS IN NATION

Team	Rank	FIU Total Allowed
Miami (Fla.)	t7th	0
Charlotte	t18th	1.0
FAU	t24th	0
Marshall	t24th	1.0

### D-LINE TURNAROUND

After four games to start 2019, the Panthers had earned only three sacks. After those first three games however, FIU got to the QB 18 times in the last nine games to make a drastic improvement upfront.

A large part of that success was due to Chris Whittaker and Alexy Jean-Baptiste. The pair combined for eight of FIU's 21 total sacks in 2019.

#### GAME-BY-GAME SACKS TOTALS

Date	Opponent	Total
8/29/19	at Tulane	1.0
9/7/19	WKU	0
9/14/19	New Hampshire	1.0
9/20/19	at Louisiana Tech	1.0
10/5/19	UMass	2.5
10/12/19	Charlotte	1.5
10/19/19	UTEP	3.0
10/26/19	at Middle Tennessee	0
11/2/19	Old Dominion	3.0
11/9/19	at FAU	1.0
11/23/19	Miami (Fla.)	1.0
11/30/19	at Marshall	3.0
12/21/19	vs. Arkansas State	3.0

### DRAFT DAY FOR FIU PAIR

FIU had two players selected in the 2020 NFL Draft as quarterback James Morgan and cornerback Stantley Thomas-Oliver III were taken. Morgan was selected with the 125th pick in the fourth round by the New York Jets, while Thomas-Oliver was taken with the 221st pick in the seventh round by the Carolina Panthers.

With the selection of Morgan, FIU joins LSU, Oklahoma and Washington State as the only schools to have multiple QBs drafted since 2018. In addition, the two picks for FIU in the 2020 draft gives the program 10 overall since 2007, with three of those taken during the Butch Davis era.

### KINGS OF MIAMI

The highlight of 2019 was FIU's 30-24 win over the Miami Hurricanes at Marlins Park. In front of the largest crowd in school history, the Panthers jumped out to a 16-0 lead to stun the Hurricanes and set the tone for the rest of the game.

Anthony Jones put the game on ice late in the fourth quarter, as the running back sprinted down the sideline for a 37-yard score to put the Panthers up 30-17. Following a UM score and failed onside attempt, James Morgan and the Panthers formed the victory formation to kneel down and seal the 30-24 win and bowl eligibility for FIU.



### CHUNK PLAYS

FIU has had four plays go over 40 yards in 2020, with D'vonte Price owning a pair of 65-yard touchdown runs.

Opp.	Result	Yards
at Liberty	Norton pass to Singleton	45
at Liberty	D'vonte Price rush	65
vs. MTSU	Shaun Peterson rush	63
vs. MTSU	D'vonte Price rush	65



### 2020 SCORING DRIVES

Opp. (Date)	Plays-Yds	TOP	Qtr	Scoring Play
Liberty (9/26)	1-100	:09	1	Joseph 100-yard KO return
Liberty (9/26)	8-82	2:59	1	Price 30-yard TD run
Liberty (9/26)	2-79	:29	3	Price 65-yard TD run
Liberty (9/26)	7-95	2:53	3	Norton to Singleton 45-yard pass
Liberty 9/26)	4-43	1:50	4	Norton to Price 6-yard pass
MTSU (10/10)	4-23	1:41	1	Peterson 1-yard TD run
MTSU (10/10)	1-78	:16	2	Peterson 63-yard TD run
MTSU (10/10)	5-36	2:06	3	Jefferson 7-yard TD run
MTSU (10/10)	1-65	:17	3	Price 65-yard TD run
JSU (10/23)	6-20	2:10	1	Gabriel 37-yard FG
JSU (10/23)	7-63	3:00	3	Norton to Jefferson 6-yard pass

Longest scoring drive (plays) - 8 at Liberty (9/26)  
 Longest scoring drive (yards) - 100 at Liberty (9/26)  
 Longest scoring drive (time) - 3:00 vs. Jacksonville State (10/23)  
 Shortest scoring drive (plays) - 1 at Liberty (9/26)  
 Shortest scoring drive (yards) - 23 vs. Middle Tennessee (10/10)  
 Shortest scoring drive (time) - :09 at Liberty (9/26)

### GAME-BY-GAME OFFENSIVE STARTERS

Opponent (Date)	QB	RB	RB/WR	WR	WR	TE	LT	LG	C	RG	RT
at Liberty (9/26)	Bortenschlager	Price	Joseph	Holloman	Singleton	Palmer	Demery	Finau	McGough	Miller	Hudson
Middle Tenn. (10/10)	Wiggins	Peterson	Jefferson	Mitchell	Singleton	Palmer	Demery	Finau	McGough	Miller	Hudson
J'Ville State (10/23)	Norton	Price	Jefferson	Mitchell	Singleton	Williams	Keys	Finau	Miller	Nwankwo	Hudson
FAU (11/13)											
at WKU (11/21)											
LA Tech (11/28)											
at Charlotte (12/5)											
Marshall (12/11)											

### GAME-BY-GAME DEFENSIVE STARTERS

Opponent (Date)	DE	DT	DT	DE	OLB	MLB	OLB/DB	CB	SS	FS	CB
at Liberty (9/26)	Oliver	Mercier	Strickland	Curtis	Gates	Maeva	Jaghai	Turner	Ric. Dames	Hall	Ris. Dames
Middle Tenn. (10/10)	Oliver	Mercier	Strickland	Jones	Gates	Maeva	McCray	Turner	Ric. Dames	Hall	Ris. Dames
J'Ville State (10/23)	Oliver	Mercier	Strickland	Curtis	Gates	Maeva	Anderson	Turner	Ric. Dames	Hall	Ris. Dames
FAU (11/13)											
at WKU (11/21)											
LA Tech (11/28)											
at Charlotte (12/5)											
Marshall (12/11)											

**WE FAMILY, BOSS!**

**FIU MOURNS LOSS OF AUBREY HILL**

FIU lost assistant coach Aubrey Hill this past summer, after he passed away on Aug. 16, 2020, following his battle with cancer. Hill, 48, was entering his fourth season at FIU, serving as the wide receiver's coach for the Panthers. To honor the memory of Aubrey Hill, FIU will wear a special decal on the back of its helmets this year.



**COACH DAVIS GAME NOTES**



**RETURNING STAT LEADERS**

Total Touchdowns.....	Shemar Thornton (5)
Pass Completions.....	Kaylan Wiggins (15)
Pass Attempts.....	Kaylan Wiggins (27)
Pass Long.....	Kaylan Wiggins (40)
Passing Yards.....	Kaylan Wiggins (172)
Pass Per Game.....	Kaylan Wiggins (17.2)
Passing Touchdowns.....	N/A
Rush Attempts.....	D'Vonte Price (50)
Long Rush.....	Kaylan Wiggins (70)
Rushing Yards.....	Kaylan Wiggins (323)
Rush Per Carry.....	Kaylan Wiggins (6.6)
Rush Per Game.....	Kaylan Wiggins (32.3)
Rushing Touchdowns.....	Kaylan Wiggins (3)
Receptions.....	Shemar Thornton (51)
Catch Long.....	Shemar Thornton (54)
Receiving Touchdowns.....	Shemar Thornton (5)
Receiving Yards.....	Shemar Thornton (668)
Yards Per Catch.....	Shemar Thornton (13.1)
Rec. Yards Per Game.....	Shemar Thornton (51.4)
Total Tackles.....	Jamal Gates (85)
Solos.....	Gates/Ris. Dames (56)
TFLs.....	Alexy Jean-Baptiste (9.0)
INTs.....	Rishard Dames (4)
Pass Breakups.....	Rishard Dames (6)
Sacks.....	Alexy Jean-Baptiste (5.5)
FG Made.....	N/A
FG Made Long.....	N/A
Punt Average.....	Tommy Heatherly (43.0)
Punt Long.....	Tommy Heatherly (68)



**DAVIS PASSES CENTURY MARK**

The 2019 season gave another milestone for Head Coach Butch Davis, as he officially passed the 100-win mark with a 32-17 victory over UTEP on Oct. 19. Davis has 102 career collegiate wins entering 2020.

**DAVIS NEARS FIU RECORD**

Butch Davis only needs five wins to become FIU's all-time winningest coach in program history after earning 23 victories for the Panthers in just four seasons at the helm. Over his historic career, Davis has won 102 games.

<u>Coach (Years)</u>	<u>Record at FIU</u>
Mario Cristobal (2007-12)	27-47
<b>Butch Davis (2017-pres.)</b>	<b>23-18</b>
Don Strock (2002-06)	15-41
Ron Turner (2013-16)	10-30
Ron Cooper (2016)	4-4

**DAVIS ADDS TO NFL DRAFT HISTORY**

FIU had two players selected in this past year's NFL Draft, with James Morgan going in the fourth round to the New York Jets and Stantley Thomas-Oliver III going in the seventh round to the Carolina Panthers.

Additionally, FIU had four players sign undrafted free agent contracts with Isaiah Brown, Anthony Jones, Napoleon Maxwell and Tear Tart all landing on teams. FIU's six players in the NFL for last year's class led Conference USA and brought Coach Davis' total of players to reach the NFL to 142 over his storied career.

Davis has also coached or recruited 35 first round draft picks, which was only just recently has been surpassed by Alabama's Nick Saban.

**FAMILY TIES**

FIU is just one of eight football programs in the FBS to feature a father-son duo as a head coach and assistant coach. Butch's son Drew joined the FIU coaching staff in 2017 as a graduate assistant before working his way into a full-time role coaching the tight ends in 2018.

<u>Father Coach/Son Coach</u>	<u>School</u>
Steve/Louie Addazio	Colorado St.
<b>Butch/Drew Davis</b>	<b>FIU</b>
Randy/Corey Edsall	UConn
Jim/Jay Harbaugh	Michigan
Skip/Trey Holtz	LA Tech
Kirk/Brian Ferentz	Iowa
Doug/Cory Martin	NMSU
Lovie/Miles Smith	Illinois

**FROM DL TO HEAD COACH**

Over his historic career, Butch Davis made his bread and butter on the defensive line. He coached the group with the Miami Hurricanes from 1984-1988 and then with the Dallas Cowboys from 1989-1992, both under Jimmy Johnson.

In the FBS, Davis is one of just 10 former defensive line coaches that are currently head coaches. Furthermore, Davis, Brady Hoke and Ed Orgeron are the only three that have both collegiate and professional experience coaching the defensive line position.

<u>Coach</u>	<u>School</u>
Gary Anderson	Utah State
Dave Aranda	Baylor
Butch Davis	FIU
Luke Fickell	Cincinnati
Brady Hoke	SDSU
Mike Locksley	Maryland
Bronco Mendenhall	Virginia
Ed Orgeron	LSU
Ricky Rahne	Old Dominion
Ryan Silverfield	Memphis

**COACH BUTCH DAVIS BIO**



**BUTCH DAVIS**

**14th Season Overall (102-62) 4th Season at FIU (23-19)**

- The Panthers have broke or tied 102 school records under Davis
- School record three-straight bowl berths
- Most wins by FIU coach in three-year span (23)
- Broke single-season school record in wins (9) in 2018
- His .649 career win percentage ranks 8th highest among active coaches
- One of just four schools in nation to have multiple QBs drafted in last three years

On Nov. 15, 2016, Butch Davis was named the fourth head coach of the FIU football program, returning to South Florida where he made a name for himself as one of the premier minds in football. A man with a proven record of success and an unyielding commitment to excellence, Davis has brought an identity and a swell of energy to the FIU football program. Davis will enter his fourth season at FIU in 2020.

Davis has compiled a 102-59 overall record in 13 years as a college head coach, including three BIG EAST Championships while coaching the University of Miami (1995-00). In that span, Davis recruited and/or coached more than 120 players that made it to the NFL, 35 of which were first-round draft picks.

Davis coached in the NFL for 10 years and is still the only head coach to take the expansion Cleveland Browns to the playoffs in 2002, while winning a pair of Super Bowl rings as an assistant coach with the Dallas Cowboys in the early 1990s. During his 13-year collegiate coaching career, Davis guided his teams to 10 bowl games, winning six of them, including a 37-20 victory over the Florida Gators in the 2001 Sugar Bowl.

In just three seasons, Davis has transformed the football program and has instilled a winning tradition at FIU after taking the Panthers to three-straight bowl appearances and setting a school-record for wins (9) in 2018. Davis has also won 23 games in his first three seasons at the helm, which is the most by any Panther football coach in a three-year span.

Davis is also responsible for the program's biggest victory, after defeating the Miami Hurricanes 30-24 at Marlins Park in 2019.

Three players have been taken in the NFL Draft under Davis, with two of those being quarterbacks in Alex McGough and James Morgan. FIU joined Oklahoma, LSU and Washington State as the only schools in the country to have multiple quarterbacks drafted from 2018-2020. Furthermore, FIU has had more quarterbacks selected during the 2018-20 span than all other Florida FBS schools (Florida, Florida State, FAU, Miami, UCF and USF) combined in their last five drafts.

The 2019 season was one of resiliency, as the Panthers bounced back from an 0-2 start and injuries to earn another bowl bid to end the year. FIU finished the year with a 6-7 mark and closed out the season with a first-time trip to the Camellia Bowl in Mobile, Alabama. The Panthers lost a high-scoring affair to Arkansas State but not without setting numerous individual offensive records in the process.

The year was highlighted by a 30-24 victory over the Miami Hurricanes at Marlins Park in late November, as the Panthers pulled off the biggest win in program history. In addition to claiming bragging rights for the city of Miami, the win also made the Panthers bowl eligible for the third-straight season. James Morgan and Stantley Thomas-Oliver III were selected in the 2020 NFL Draft to cap the year, with Morgan going to the New York Jets in the fourth round and Thomas-Oliver to the Carolina Panthers in the seventh.



**THE DAVIS FILE**

- Birth date:** November 17
- Hometown:** Bixby, Oklahoma
- Alma Mater:** Arkansas '74
- Degree:** Bachelor's in Biology & Life Science

**HC LEDGER**

Year	School	W-L-T
1995	Miami (Fla.)	8-3
1996	Miami (Fla.)	9-3
1997	Miami (Fla.)	5-6
1998	Miami (Fla.)	9-3
1999	Miami (Fla.)	9-4
2000	Miami (Fla.)	11-1
2001	Cleveland Browns	7-9
2002	Cleveland Browns	9-7
2003	Cleveland Browns	5-11
2004	Cleveland Browns	3-8
2007	North Carolina	4-8
2008	North Carolina	8-5
2009	North Carolina	8-5
2010	North Carolina	8-5
2017	FIU	8-5
2018	FIU	9-4
2019	FIU	6-7

**AC LEDGER**

Year	School (Pos.)	W-L-T
1979	Oklahoma State (TE/WR)	7-4
1980	Oklahoma State (TE/WR)	4-7
1981	Oklahoma State (TE/WR)	6-6
1982	Oklahoma State (TE/WR)	4-5-2
1983	Oklahoma State (TE/WR)	8-4
1984	Miami (DL)	8-5
1985	Miami (DL)	10-2
1986	Miami (DL)	11-1
1987	Miami (DL)	12-0
1988	Miami (DL)	11-1
1989	Dallas Cowboys (DL)	1-15
1990	Dallas Cowboys (DL)	7-9
1991	Dallas Cowboys (DL)	11-5
1992	Dallas Cowboys (DL)	13-3*
1993	Dallas Cowboys (DC/LB)	12-4*
1994	Dallas Cowboys (DC/LB)	12-4

\* Won Super Bowl

## COACH BUTCH DAVIS BIO



**Coach Davis and the Panthers earned a 35-32 victory over the Toledo Rockets in the 2018 Bahamas Bowl. FIU finished the year with a 9-4 mark, which broke the school record for most wins in a single season.**

**Coach Davis led FIU to its biggest win in program history after the Panthers defeated the Miami Hurricanes 30-24 at Marlins Park in late November. The win secured FIU's third-straight bowl berth.**

In 2018, the Panthers capped the season with a 35-32 victory over Toledo at the Makers Wanted Bahamas Bowl as FIU finished the year with a school-best 9-4 mark. Additionally, the Panthers earned a 6-2 record in C-USA action, which was also a school record. The Panthers broke records statistically as well, most notably on the offensive side as FIU set new season marks in points (450), touchdowns (58), total offense (5,480), yards per play (6.38), passing touchdowns (27), passing yards (3,194), passer efficiency (154.7), completion percentage (65.5), yards per pass (8.3), rushing touchdowns (27), yards per rush (4.80) and sacks allowed (8).

by first team selections Sage Lewis and Maurice Alexander.

Nationally, the Panthers ranked in the Top 10 among FBS schools for sacks allowed (3rd overall, 8 allowed), tackles for loss allowed (4th overall, 3.77), fumbles lost (9th overall, five lost) and turnovers lost (9th overall, 13 lost) in 2018. The FIU air attack was also highly ranked nationally, with the Panthers' passer efficiency of 154.7 ranking 12th in the country, while FIU's 34.6 points per game ranked 27th overall. Davis also saw a school-record 17 Panthers earn All-CUSA honors, highlighted

Much of 2018's success on offense was due to quarterback James Morgan, who Davis coached to a C-USA Newcomer of the Year honor in his first season with the Panthers. Morgan set single-season records for touchdowns responsible for (27), total offense (2,708), passing touchdowns (26), passing yards (2,727) and passer efficiency (157.6).

In Davis' first season at FIU, the Panthers matched a school record in wins (8), before later breaking the mark in 2018. The Panthers also earned the school's first bowl berth since the 2011 season as FIU played Temple in the Bad Boy Mowers Gasparilla Bowl. The 8-5 mark during the regular season was the best record of any first-year head coach at FIU.

FIU finished the 2017 regular season leading the nation in red zone scoring offense converting 98 percent of its red-zone chances (39-of-40), which includes 30 touchdowns. Davis' 2017 FIU squad not only matched the school record in wins,

## YEAR-BY-YEAR COLLEGIATE COACHING HISTORY

YEAR	TEAM	RECORD	BOWL GAME	OPPONENT (RESULT)	FINAL RANK	SEASON NOTES
2019	FIU	6-7	Camellia Bowl	Arkansas State (L/26-34)	NR	Beat Miami at Marlins Park 30-24
2018	FIU	9-4	Bahamas Bowl	Toledo (W/35-32)	NR	Broke school record with 9 wins/Second bowl win in FIU history
2017	FIU	8-5	Gasparilla Bowl	Temple (L/28-3)	NR	Tied school record 8 wins/First FIU Bowl bid since 2011
2010	North Carolina	8-5	Music City Bowl	Tennessee (W/30-27)	NR	First bowl victory for UNC in nine seasons
2009	North Carolina	8-5	Meineke Car Care Bowl	Pittsburgh (L/19-17)	NR	UNC made back-to-back bowl games for first time in a decade
2008	North Carolina	8-5	Meineke Car Care Bowl	West Virginia (L/31-30)	NR	Back in rankings for the first time since 2001
2007	North Carolina	4-8			NR	
2000	Miami (Fla.)	11-1	Sugar Bowl	Florida (W/37-20)	#2 Coaches/#2 AP	Big East champs/Beat No. 1 FSU & No. 2 Va. Tech
1999	Miami (Fla.)	9-4	Gator Bowl	Georgia Tech (W/28-13)	#15 Coaches/#15 AP	Earned win over No. 9 Ohio State
1998	Miami (Fla.)	9-3	Micron PC Bowl	NC State (W/46-23)	#21 Coaches/#20 AP	Upset No. 3 UCLA
1997	Miami (Fla.)	5-6			NR	
1996	Miami (Fla.)	9-3	Carquest Bowl	Virginia (W/31-21)	#14 Coaches/#14 AP	Big East co-champs
1995	Miami (Fla.)	8-3			#20 AP	Big East co-champs

## COACH BUTCH DAVIS BIO

FIU finished the 2017 regular season leading the nation in red zone scoring offense converting 98 percent of its red-zone chances (39-of-40), which includes 30 touchdowns. Davis' 2017 FIU squad not only matched the school record in wins, but the 2017 Panthers finished the regular season throwing for the second-most yards (3,031) and rushing for the third-most yards (2,069) in school history. The offense also totaled the third-most yards (5,100) and FIU scored the third-most points (333) in a season.

Defensively, the Panthers' 28.0 sacks ranked third in a single-season and the 75 tackles for loss tied for seventh overall. Davis also saw 12 Panthers earn All-CUSA honors highlighted by first team selection Thomas Owens.

Davis comes to FIU after serving as a college football studio analyst, while also contributing to coverage on College Football Live, ESPN Radio, ESPN.com and SportsCenter since 2014.

Before joining ESPN, Davis served as a consultant to the head coach for the Tampa Bay Buccaneers during the 2012 and '13 seasons. Prior to that, Davis had a long successful coaching career, including head coaching positions with the University of North Carolina (2007-10), the Cleveland Browns (2001-04) and the University of Miami (1995-00).

Davis spent four seasons at North Carolina, taking the Tar Heels to three-straight bowl games to end his tenure in Chapel Hill. Davis' UNC teams earned eight wins in his final three years, while capping the 2010 season with a thrilling, 30-27 victory over Tennessee in the Music City Bowl.

Davis was head coach for six seasons at Miami (1995-2000) and led the Hurricanes to a 51-20 record, three Big East Conference championships and four postseason bowl wins in as many appearances. His Hurricane teams finished ranked in the Associated Press Top 25 on four occasions, including No. 2 in the nation in 2000, when the Canes went 11-1 and beat Florida, 37-20, in the Sugar Bowl.

Davis left Coral Gables following the 2000 season to join the Cleveland Browns. In his first season in Cleveland in 2001, Davis led his young team to an impressive 7-9 record, exceeding by two the expansion club's combined victories from 1999 and 2000 (5-27).

His second season as head coach resulted in the Browns earning their first playoff appearance and best regular season mark since 1994, despite 34 of the 53 players on the team's final active roster having four years of NFL experience or less. The Browns have not returned to the playoffs since.

Cleveland was Davis' second stint in the NFL. While with the Cowboys from 1989-94, Davis helped Dallas post one of the most spectacular turnarounds in sports history as the Cowboys went from a lowly 1-15 squad in 1989 to one of the most dominant NFL programs in the 1990s.



*Under Coach Davis, FIU football has earned a 96% graduation rate which is the highest in program history. The football team also contributed to FIU's sport-wide 3.53 GPA for the spring of 2020, which was a record high.*

He was the defensive line coach in the Cowboys' 52-17 win over Buffalo in Super Bowl XXVII and served as defensive coordinator in the Cowboys' 30-13 win over Buffalo in Super Bowl XXVIII. Davis was also defensive coordinator during Barry Switzer's first season as head coach in 1994 and helped Dallas reach the NFC Championship Game, where eventual Super Bowl champion San Francisco denied its bid for a three-peat. He coached three Pro Bowl starters while with the Cowboys – future Hall of Famer Charles Haley, Leon Lett and Darren Woodson.

From 1979-94, Davis had a successful 15-year association with Jimmy Johnson, first as a receivers and tight ends coach at Oklahoma State University (1979-83), then as a defensive line coach at the University of Miami and ending with the Dallas Cowboys, where he started as a defensive line coach and was promoted to defensive coordinator.

His coaching career began as a volunteer assistant in 1973 at Fayetteville High School in Arkansas. He had stints in Oklahoma at Pawhuska High School (1974-75) and Sand Springs High School (1976-77) as an assistant coach and at Tulsa Rogers High School (1978) in his first head coaching assignment before joining Johnson's staff at Oklahoma State in 1979. In addition to coaching, Davis also spent 1973-78 as a biology and anatomy teacher on the high school level.

A native of Bixby, Oklahoma, Davis earned a bachelor's degree in biology and life science from the University of Arkansas in 1974, where he played tight end and defensive end for the Razorbacks under Head Coach Frank Boyles.

**COACH BUTCH DAVIS BIO**

**DAVIS YEAR-BY-YEAR AT FIU**

**2017 (8-5, 5-3 C-USA)**

Date	Opp.	Result
8/31	at UCF	L/17-61
9/8	Alcorn State	W/10-17
9/23	at Rice*	W/13-7
9/30	Charlotte*	W/30-29
10/7	at Middle Tenn.*	L/17-37
10/14	Tulane	W/23-10
10/28	at Marshall*	W/41-30
11/4	UTSA*	W/14-7
11/11	Old Dominion*	L/30-37
11/18	at Florida Atlantic*	L/24-52
11/24	WKU*	W/41-17
12/2	UMass	W/63-45
12/21	Temple^	L/28-3

\* - C-USA game  
 ^ - Gasparilla Bowl

**2019 (6-7, 3-5 C-USA)**

Date	Opp.	Result
8/29	at Tulane	L/14-42
9/7	WKU*	L/14-20
9/14	New Hampshire	W/30-17
9/20	at LA Tech*	L/31-43
10/5	UMass	W/44-0
10/12	Charlotte*	W/48-23
10/19	UTEP*	W/32-17
10/26	at Middle Tenn.*	L/17-50
11/2	Old Dominion*	W/24-17
11/9	at Florida Atlantic*	L/7-37
11/23	Miami (Fla.)	W/30-24
11/30	at Marshall*	L/27-30 (OT)
12/21	Arkansas State^	L/26-34

\* - C-USA game  
 ^ - Camellia Bowl

**2018 (9-4, 6-2 C-USA)**

Date	Opp.	Result
9/1	Indiana	L/28-38
9/8	at Old Dominion*	W/28-20
9/15	UMass	W/63-24
9/22	at Miami (Fla.)	L/17-31
9/29	Arkansas Pine Bluff	W/55-9
10/13	Middle Tennessee*	W/24-21
10/20	Rice*	W/36-17
10/27	at WKU*	W/38-17
11/3	Florida Atlantic*	L/14-49
11/10	at UTSA*	W/45-7
11/17	at Charlotte*	W/42-35
11/24	Marshall*	L/25-28
12/21	Toledo^	W/35-32

\* - C-USA game  
 ^ - Bahamas Bowl

**DAVIS VS. THE OPPOSITION**

	W-L	Streak
Alcorn State	1-0	W1
Arkansas Pine Bluff	1-0	W1
Arkansas State	0-1	L1
Charlotte*	3-0	W3
FAU*	0-3	L3
Indiana	0-1	L1
Jacksonville State	0-1	L1
LA Tech*	0-1	L1
Marshall*	1-2	L2
Miami (Fla.)	1-1	W1
Middle Tenn.*	1-3	L2
New Hampshire	1-0	W1
Old Dominion*	2-1	W2
Rice*	2-0	W2
Temple	0-1	L1
Toledo	1-0	W1
Tulane	1-1	L1
UCF	0-1	L1
UMass	3-0	W3
UTEP	1-0	W1
UTSA	2-0	W2
WKU*	2-1	L1

**DAVIS FIU SUPERLATIVES**

- Most Points in a Game**  
63 (2xs), last vs. UMass (9/15/18)\*
- Most Points in a Half**  
42, vs. UMass (9/15/18)\*
- Most Points in a Quarter**  
28, vs. UMass (9/15/18)
- Largest Margin of Victory**  
46 (W/55-9) vs. Ark. Pine-Bluff (9/29/18)\*
- Largest Deficit Overcome**  
17-0 (W/28-20), at ODU (9/8/18)
- Most Touchdowns Scored**  
9 (2xs), last vs. UMass (9/15/18)\*
- Most Yards of Total Offense**  
730, vs. UMass (12/2/17)\*
- Most First Downs**  
32, vs. UMass (9/15/18)
- Most Plays**  
88, vs. UMass (10/5/19)
- Most Time of Possession**  
38:21 vs. UMass (10/5/19)
- Highest Average Yards Per Play**  
12.8 vs. Ark. Pine-Bluff (9/29/18)\*
- Most Passing Touchdowns**  
4 vs. Ark. Pine-Bluff (9/29/18)\*
- Most Passing Yards**  
394 at Louisiana Tech (9/20/19)\*^
- Most Rushing Touchdowns**  
6 vs. UMass (12/2/17)\*
- Most Rushing Yards**  
379 vs. UMass (12/2/17)
- Most Passes Intercepted**  
4 at UTSA (11/9/18)
- Most Fumbles Recovered**  
3 vs. WKU (11/24/17)
- Most Sacks**  
6 vs. WKU (11/24/17)
- Most TFLs**  
9 vs. Rice (9/23/17)
- Most Field Goals Made**  
4 vs. Arkansas State (12/21/19)
- Most Punts**  
9 vs. Miami (9/22/18)

\* - FIU single-game record  
 ^ - FIU single-game record for regulation

PLAYER BIOS




**Stone NORTON** **3**  
*QB | 6-3 | 200 | R-Fr.*  
 Nashville, Tenn.  
 Davidson Academy

**CAREER HIGHS**

Pass Yds: 120, at Liberty (9/26/20)  
 Pass TDs: 2, at Liberty (9/26/20)

**NOTABLES**

Recorded first notable action at Liberty.  
 Tossed pair of TDs in first app. at Liberty.  
 Named Mr. Football in Tenn. after throwing for over 3K yards and nearly 40 TDs.



**Lexington JOSEPH** **8**  
*RB | 5-9 | 185 | So.*  
 Miami, Fla.  
 Miami Central HS

**CAREER HIGHS**

Rush yds: 25, vs. Middle Tenn. (10/10/20)  
 Rush Long: 15, at FAU (11/9/19)

**NOTABLES**

Named C-USA Special Teams POW after 100-yard KO return TD at Liberty (9/26).  
 His 100-yard KO TD is tied for longest return in FIU history.



**JJ HOLLOMAN** **1**  
*WR | 6-2 | 200 | R-Jr.*  
 Covington, Ga.  
 Newton HS/Georgia

**CAREER HIGHS**

Rec: 4\* (2x), last at Kentucky (11/3/18)  
 Rec yds: 90\*, vs. Middle Tenn. (9/15/18)  
 Rec TDs: 2\*, vs. Florida (10/27/18)  
 Rec Long: 65\*, vs. Middle Tenn. (9/15/18)

\* - at Georgia

**NOTABLES**

Transferred to FIU from Georgia  
 Played 14 games in '18 at UGA, starting five.  
 Was UGA's fifth-leading WR in 2018, with 24 catches and 418 yards and 5 TDs.  
 Was a 4-star prospect and played in the 2017 U.S. Army All-America Bowl.



**Kaylan WIGGINS** **7**  
*QB | 6-2 | 200 | R-Jr.*  
 Sanford, Fla.  
 Seminole HS

**CAREER HIGHS**

Pass Comp: 18, vs. New Hamp. (9/14/19)  
 Pass Att: 15, vs. Middle Tenn. (10/10/20)  
 Pass Yds: 127, vs. New Hamp. (9/14/19)  
 Long Pass: 40, vs. WKU (9/7/19)  
 Rushing Yds: 187, vs. New Hamp. (9/14/19)  
 Rushing TDs: 2, vs. New Hamp. (9/14/19)  
 Long Rush: 70, vs. New Hamp. (9/14/19)

**NOTABLES**

Earned start vs. Middle Tenn. (10/10/20).  
 Played 10 games in '19, starting once against New Hampshire (9/14/19).  
 Rushed for 187 yards vs. New Hampshire, which ranked as the fourth-most in FIU history and most by a QB.



**D'Vonte PRICE** **24**  
*RB | 6-2 | 194 | Sr.*  
 Punta Gorda, Fla.  
 Charlotte HS

**CAREER HIGHS**

Rush Att: 14, at WKU (10/27/18)  
 Rush Yds: 148, at Liberty (9/26/20)  
 Rush TDs: 2 (3x), last at Liberty (9/26/20)  
 Rush Long: 70, vs. UAPB (9/29/18)  
 Rec: 5, vs. Rice (10/20/18)  
 Rec Yards: 38, vs. Rice (10/20/18)  
 Rec Long: 34, at UTSA (11/9/18)

**NOTABLES**

Earned career-high 148 yards rushing in season opener at Liberty.  
 Eclipsed his 2019 rushing yard total (249) in just two games in 2020 (260).  
 Paces C-USA with his 10.0 yards per carry average so far on the year.



**Bryce SINGLETON** **2**  
*WR | 5-11 | 193 | R-Jr.*  
 Hilton Head Island, S.C.  
 Hilton Head Island HS

**CAREER HIGHS**

Rec: 8, vs. Middle Tennessee (10/13/18)  
 Rec Yds: 111, vs. UMass (12/2/17)  
 Rec TDs: 3, vs. UMass (12/2/17)  
 Rec Long: 49, at Old Dominion (9/8/18)

**NOTABLES**

Did not play a game due to injury from 12/21/18 to 9/26/20.  
 Caught a 45-yard TD in first game back at Liberty (9/26/20).  
 His 3 TDs vs. UMass in '17 tied FIU record.  
 Named to C-USA All-Freshman Team in '17.



**Max BORTENSCHLAGER** **12**  
*QB | 6-3 | 205 | R-Sr.*  
 Fishers, Ind.  
 Cathedral HS/Maryland


**CAREER HIGHS**

Pass Comp: 20\*, vs. #12 PSU (11/25/17)  
 Pass Att: 38\*, vs. Northwestern (10/14/17)  
 Pass Yds: 255\*, vs. Northwestern (10/14/17)  
 Passing TDs: 3\*, vs. Northwestern (10/14/17)  
 Pass Long: 92\*, at #19 Nebraska (11/19/16)  
 Rush Yds: 34\*, vs. Northwestern (10/14/17)  
 Rush TDs: 1\* (2x), last at Minnesota (9/30/17)  
 Rush Long: 18\*, vs. Northwestern (10/14/17)

\* - at Maryland

**NOTABLES**

Earned start at Liberty (9/26/20).  
 Played 13 games at Maryland, before he came to FIU as grad transfer in '20.  
 Suffered season-ending injury in '18.  
 Played on special teams before injury.  
 Made 8 starts in '17, passing for 1,313 yards and 10 TDs.



**NATE JEFFERSON** **6**  
*WR | 5-11 | 170 | R-Fr.*  
 Longwood, Fla.  
 Lyman HS

**CAREER HIGHS**

Rush TDs: 1, vs. Middle Tenn. (10/10/20)

**NOTABLES**

Scored his first career TD on jet sweep vs. Middle Tennessee (10/10/20).  
 Redshirted in '19.

PLAYER BIOS




**Kamareon WILLIAMS** **87**  
 TE | 6-3 | 240 | So.  
 Delray Beach, Fla.  
 Atlantic HS

**CAREER HIGHS**

Rec: 1 (3x), last vs. Ark. State (12/21/19)  
 Rec Yds: 15, vs. UMass (10/5/19)  
 Rec Long: 15, vs. UMass (10/5/19)

**NOTABLES**

Played 12 games as true freshman in '19.  
 Earned 4 starts at TE in '19.  
 Earned 27 yards on 3 catches.



**Sterling PALMER** **88**  
 TE | 6-6 | 235 | Jr.  
 Midlothian, Va.  
 Fork Union Military

**CAREER HIGHS**

Rec: 5, vs. Arkansas State (12/21/19)  
 Rec Yds: 64, vs. Toledo (12/21/18)  
 Rec TDs: 1 (2x), last vs. Toledo (12/21/18)  
 Rec Long: 36, vs. Toledo (12/21/18)

**NOTABLES**

Played in every game while at FIU, making 14 total starts in 2 years at FIU.  
 Named to 2019 Preseason Mackey Award Watch List.  
 Named to ESPN All-Bowl Team and C-USA All-Freshman Team in '18.  
 Best game came in Bahamas Bowl with 64 yards and a score to lead FIU to win.



**Shane MCGOUGH** **55**  
 OL | 6-2 | 302 | R-Sr.  
 Tampa, Fla.  
 Gaither HS

**CAREER HIGHS**

N/A

**NOTABLES**

Played 13 games in '19 and made 12 starts.  
 Began '19 at guard before moving to center.  
 Played 13 games in '18, making 9 starts.  
 Named to All-CUSA HM Team in '18.  
 Brother of current Houston Texans QB and former FIU QB, Alex McGough.



**Mershawn MILLER** **62**  
 OL | 6-2 | 313 | R-Jr.  
 Miami, Fla.  
 Miami Central HS

**CAREER HIGHS**

N/A

**NOTABLES**

Played 12 games in '19 and made 6 starts.  
 Played in 3 games in '18.



**Sione FINAU** **72**  
 OL | 6-3 | 300 | So.  
 Keller, Texas  
 Central HS

**CAREER HIGHS**

N/A

**NOTABLES**

Played 7 games as a true freshman in '19 and made one start in Camellia Bowl.  
 Named to C-USA All-Freshman Team in '19.




**Lyndell HUDSON JR.** **73**  
 OL | 6-6 | 300 | R-So.  
 Brooksville, Fla.  
 Central HS

**CAREER HIGHS**

N/A

**NOTABLES**

Played 11 games in '19 and started once against UMass.  
 Redshirted in '18.



**D'Antne DEMERY** **77**  
 OL | 6-5 | 320 | Sr.  
 Brunswick, Ga.  
 Brunswick HS/Hutchinson CC

**CAREER HIGHS**

N/A

**NOTABLES**

Named to 2020 Preseason Outland Trophy Watch List.  
 Played 13 games in '19, making 12 starts at LT. Played and started 11 games in '18.  
 Named to All-CUSA HM Team in '19.  
 Named to All-CUSA HM Team in '18.  
 Transferred to FIU after playing in '17 at Hutchinson CC in Kansas.

PLAYER BIOS



**Chris WHITTAKER** **5**  
 DL | 6-3 | 227 | R-Jr.  
 Hollywood, Fla.  
 Chaminade-Madonna HS/Kentucky

**CAREER HIGHS**

Tackles: 8, vs. Marshall (11/30/19)  
 TFLs: 1 (4x), last at FAU (11/9/19)  
 Sacks: 1 (2x), last vs. ODU (11/2/19)  
 QBH: 2, at Marshall (11/30/19)  
 FR: 1, vs. Charlotte (10/12/19)

**NOTABLES**

Played 11 games in '19 after being cleared eligible following transfer from Kentucky. Started final four games of '19 for FIU. Earned 22 tackles in '19, with 2.5 sacks to finish second on the team.



**Jason MERCIER** **92**  
 DL | 6-3 | 262 | Jr.  
 Boynton Beach, Fla.  
 Atlantic HS

**CAREER HIGHS**

Tackles: 7, at Miami (FL) (9/22/18)  
 TFLs: 1.0 (3x), at Marshall (11/30/19)  
 Sacks: 1.0 (2x), last at Marshall (11/30/19)  
 FR: 1, at Miami (9/22/18)

**NOTABLES**

Played 10 games in '19, earning 15 tackles with 11 being solos. Played 13 games as true freshman in '18, while picking up 31 tackles on the year. Named to C-USA All-Freshman Team in '18.



**Jamal GATES** **9**  
 LB | 6-2 | 225 | Sr.  
 Palm Beach Gardens, Fla.  
 Dwyer HS

**CAREER HIGHS**

Tackles: 12, at Louisiana Tech (9/20/19)  
 TFLs: 1.0 (5x), last at Miami (11/23/19)  
 FF: 1 (2x), last at Tulane (8/29/19)  
 INTs: 1 (2x), last vs. Miami (11/23/19)

**NOTABLES**

Started 13 games in '19, ranking second on the team in tackles with 85. Logged six games with at least 7 or more tackles and had two double-digit games. Played 13 games in '18 and four in '17.



**Tevin JONES** **53**  
 LB | 6-4 | 220 | R-Jr.  
 Miami, Fla.  
 Miami Norland HS

**CAREER HIGHS**

Tackles: 9, vs. UTEP (10/19/19)

**NOTABLES**

Earned start at DE vs. MTSU. Played 12 games in '19, making a start vs. UTEP for injured Sage Lewis. Earned 16 total tackles in '19.



**Kevin OLIVER** **94**  
 DL | 6-4 | 263 | Sr.  
 Davie, Fla.  
 Western HS

**CAREER HIGHS**

Tackles: 11, at Marshall (11/30/19)  
 TFL: 2.0, at Tulane (8/29/19)  
 Sacks: 1.5, at Charlotte (11/17/18)  
 QB Hurries: 3, at Marshall (11/30/19)  
 FR: 1, at WKU (11/24/17)

**NOTABLES**

Has played in 38 games in 4 seasons at FIU. Played in 13 games in '19 and 13 in '18. Racked up 41 tackles in '19, which was first among FIU DL for the year. Led the team with 8 QB hurries in '19.



**Daniel JACKSON** **10**  
 LB | 6-2 | 228 | Sr.  
 Apex, N.C.  
 Middle Creek HS

**CAREER HIGHS**

Tackles: 5, vs. UTEP (10/19/19)  
 PBU: 1, vs. Miami (11/23/19)  
 Blk FG: 1, vs. ODU (11/2/19)

**NOTABLES**

Played 13 games in '19, making three starts. Collected 25 tackles, with 17 being solos. Blocked a field goal against ODU in '19. Has played every single game while at FIU.



**Noah CURTIS** **90**  
 DL | 6-6 | 267 | Sr.  
 Riviera Beach, Fla.  
 American Heritage

**CAREER HIGHS**

Tackles: 7, vs. FAU (11/3/18)  
 TFLs: 1.0 (4x), last vs. UTEP (10/19/19)  
 Sacks: 1.0 (2x), last vs. UTEP (10/19/19)  
 FF: 1, at WKU (10/27/18)  
 FR: 1, vs. ODU (11/2/19)

**NOTABLES**

Has played in 39 games in 4 years at FIU, making 21 starts on the DL. Earned 30 tackles in '19 and 49 in '18. Earned 1.5 TFLs in '19 and 3.5 in '18. Named to All-CUSA HM Team in '18.



**Davon STRICKLAND** **99**  
 DL | 6-1 | 263 | R-So.  
 Hollywood, Fla.  
 South Broward HS

**CAREER HIGHS**

Tackles: 3 (2x), last vs. Mid Tenn. (10/10/20)  
 Sacks: 1 (2X), last vs. Mid Tenn. (10/10/20)

**NOTABLES**

Has started at DT in first 2 games of '20. Played first 4 games of '19 before suffering a season-ending injury. Played 11 games as a true freshman in '18.

PLAYER BIOS



**Josh POWELL** **11**  
 LB | 5-11 | 194 | Sr.  
 Riviera Beach, Fla.  
 Suncoast HS

**CAREER HIGHS**

Tackles: 5 (2x), last at Liberty (9/26/20)  
 TFLs: 1 (3x), last at Liberty (9/26/20)

**NOTABLES**

Has earned 9 tackles in only 2 games in '20.  
 Played 13 games in '19 and earned 18 tackles, with 13 being solos.



**Tyson MAEVA** **58**  
 LB | 6-0 | 230 | R-Sr.  
 San Diego, Calif.  
 San Diego Cathedral Catholic HS  
 Boise State

**CAREER HIGHS**

Tackles: 11\*, vs. Fresno State (12/1/18)  
 TFLs: 2.0\* (3x), last vs. Fresno State (12/1/18)  
 Sacks: 1.5\*, vs. BYU (11/3/18)  
 FF: 1\*, vs. Fresno State (12/1/18)

\* - at Boise State

**NOTABLES**

Earned 8 tackles in debut for FIU at Liberty.  
 Transferred to FIU prior to '19 season from Boise State.  
 Played 38 games at Boise State, making 25 starts with the Broncos.  
 Earned 166 total tackles at Boise State, with 84 coming in '17.



**Dorian HALL** **0**  
 DB | 6-4 | 190 | R-Jr.  
 Hollywood, Fla.  
 South Broward HS

**CAREER HIGHS**

Tackles: 9, vs. FAU (11/3/18)  
 TFLs: 1.0 (3x), last vs. Toledo (12/21/18)  
 PBUs: 1, at Miami (9/22/18)  
 INTs: 1 (4x), last vs WKU (9/7/19)  
 Fumbles Forced: 1, vs. FAU (11/3/18)

**NOTABLES**

Earned 43 tkls in 2019, with 33 being solos.  
 5 PBU, 2 QB hurries and 1 INT in 2019.  
 Has played in all 26 games at FIU.  
 Named to 2018 C-USA All-Freshmen Team.  
 Earned 3 INTs as a freshman.  
 Redshirted in 2017.




**Richard DAMES** **3**  
 DB | 5-11 | 185 | Sr.  
 Miami, Fla.  
 Booker T. Washington HS

**CAREER HIGHS**

Tackles: 11, at Louisiana Tech (9/20/19)  
 TFLs: 2.0, at Louisiana Tech (9/20/19)  
 PBUs: 2, at Louisiana Tech (9/20/19)  
 INTs: 2, vs. Marshall (11/24/18)

**NOTABLES**

Started 13 games in '19, finishing the year with 56 tackles to rank fourth on the team.  
 Named to 2018 All-CUSA HM Team.  
 Played in 13 games in '18, making 4 starts and snagged 3 INTs on the year.  
 His 2 INTs vs. Marshall tied a FIU record.  
 Twin is Rishard Dames.



**Rishard DAMES** **4**  
 DB | 6-4 | 190 | R-Jr.  
 Hollywood, Fla.  
 South Broward HS

**CAREER HIGHS**

Tackles: 10, at FAU (11/9/19)  
 TFLs: 2.0, vs. ODU (11/9/19)  
 PBUs: 2, at Arkansas State (12/21/19)  
 INTs: 1 (7x), last vs. Middle Tenn. (10/10/20)  
 TDs: 1, vs WKU (9/7/19)  
 Fumbles Rec: 1, vs. Toledo (12/21/18)

**NOTABLES**

Played 13 games in '19, starting 10 times.  
 Finished '19 with 59 tackles, ranking fourth on the team and earned team-high 4 INTs.  
 Played 13 games in '18, logged 2 INTs.  
 Twin is Richard Dames.



**Josh TURNER** **7**  
 DB | 6-0 | 188 | R-Jr.  
 Delray Beach, Fla.  
 American Heritage/Iowa

**CAREER HIGHS**

Tackles: 6, vs. Middle Tenn. (10/10/20)  
 INTs: 1, vs. Middle Tenn. (10/10/20)  
 TFLs: 1.0 (2x), last vs. ODU (11/2/19)  
 PBUs: 2, vs. Middle Tenn. (10/10/20)

**NOTABLES**

Earned first career INT vs. MTSU  
 Collected career-high 6 tackles vs. MTSU.  
 Played 10 games in first season at FIU after he transferred from Iowa.  
 Collected 16 tackles, with 15 being solos.  
 Played one season at Iowa, logging time in 11 games for the Hawkeyes.



**Chase GABRIEL** **0**  
 K | 5-11 | 180 | Fr.  
 Brunswick, Ga.  
 Glynn Academy

**NOTABLES**

Made 3 FGs over 50 yards in a state playoff game and scored a TD on trick play.  
 Made 13 of 15 FGs, 40 touchbacks and was a perfect 36 of 36 on PATs.



**TOMMY HEATHERLY** **39**  
 P | 5-11 | 210 | Sr.  
 Grove, Okla.  
 Grove HS/NE OK A&M

**CAREER HIGHS**

Punts: 7, vs WKU (9/7/19)  
 Punt Yards: 316, vs WKU (9/7/19)  
 Punt Long: 68, at FAU (11/9/19)  
 Punt Avg (Min. 3): 50.3, at LA Tech (9/20/19)

**NOTABLES**

Ranked fifth in C-USA for 43.0 average and second for 15 punts over 50 yards in '19.  
 The 43.0 average ranks as the second best in FIU history, while his 50.3 average vs. LA Tech and 50.0 average vs. New Hampshire rank as the third and fourth best ever at FIU.

## 2020 COMBINED STATS

Date	Opponent	Score	Att.
09-26-20	at Liberty	L 34-36	1000
* Oct 10, 2020	MTSU	L 28-31	2213
10/23/2020	JSU	L 10-19	1041

Record:	Overall	Home	Away	Neutral
All games	0-3	0-2	0-1	0-0
Conference	0-1	0-1	0-0	0-0
Non-Conference	0-2	0-1	0-1	0-0

Rushing	gp-gs	att	gain	loss	net	avg	td	lg	avg/g
PRICE, Dvonte	3-2	35	313	2	311	8.9	3	65	103.7
PETERSON, Shaun	3-1	28	191	3	188	6.7	2	63	62.7
WIGGINS, Kaylan	2-1	11	67	12	55	5.0	0	17	27.5
JOSEPH, Lex	3-1	8	30	0	30	3.8	0	10	10.0
JEFFERSON, Nate	3-2	1	7	0	7	7.0	1	7	2.3
Total	3	99	629	91	538	5.4	6	65	179.3
Opponents	3	141	744	104	640	4.5	5	67	213.3

Passing	gp-gs	effic	comp-att-int	pct	yds	td	lg	avg/g
NORTON, Stone	3-1	138.40	17-32-0	53.1	207	3	45	69.0
WIGGINS, Kaylan	2-1	39.62	6-19-1	31.6	42	0	10	21.0
BORTENSCHLAGER	3-1	68.80	3-9-0	33.3	38	0	14	12.7
Total	3	96.68	26-60-1	43.3	287	3	45	95.7
Opponents	3	137.31	65-99-2	65.7	735	4	44	245.0

Receiving	gp-gs	no.	yds	avg	td	lg	avg/g
SINGLETON, B	3-3	7	99	14.1	1	45	33.0
JEFFERSON, Nate	3-2	5	62	12.4	1	32	20.7
PALMER, S	2-2	5	44	8.8	0	12	22.0
HOLLOMAN, JJ	2-1	2	25	12.5	0	14	12.5
MITCHELL, Kris	2-2	2	20	10.0	0	14	10.0
PRICE, Dvonte	3-2	2	8	4.0	1	6	2.7
JOSEPH, Lex	3-1	2	7	3.5	0	7	2.3
FAIRWEATHER, R	3-0	1	22	22.0	0	22	7.3
Total	3	26	287	11.0	3	45	95.7
Opponents	3	65	735	11.3	4	44	245.0

Field Goals	fg	pct.	01-19	20-29	30-39	40-49	50-99	lg	blk
GABRIEL, Chase	1-2	50.0	0-0	0-0	1-1	0-1	0-0	37	0

Scoring	td	fg	kick	PAT			dxp	saf	pts
				rush	rcv	pass			
PRICE, Dvonte	4	-	-	-	-	-	-	-	24
JEFFERSON, Nate	2	-	-	-	-	-	-	-	12
GABRIEL, Chase	-	1-2	9-9	-	-	-	-	-	12
PETERSON, Shaun	2	-	-	-	-	-	-	-	12
JOSEPH, Lex	1	-	-	-	-	-	-	-	6
SINGLETON, B	1	-	-	-	-	-	-	-	6
Total	10	1-2	9-9	-	-	0-1	-	-	72
Opponents	9	8-10	8-8	0-1	-	-	-	-	86

Score by Quarters	1st	2nd	3rd	4th	OT	Total
FIU	24	7	35	6	0	72
Opponents	17	27	23	19	0	86

Team Statistics	FIU	OPP
FIRST DOWNS	40	80
Rushing	22	36
Passing	15	35
Penalty	3	9
RUSHING YARDAGE	538	640
Rushing Attempts	99	141
Average Per Rush	5.4	4.5
Average Per Game	179.3	213.3
TDs Rushing	6	5
PASSING YARDAGE	287	735
Comp-Att-Int	26-60-1	65-99-2
Average Per Pass	4.8	7.4
Average Per Catch	11.0	11.3
Average Per Game	95.7	245.0
TDs Passing	3	4
TOTAL OFFENSE	825	1375
Average Per Play	5.2	5.7
Average Per Game	275.0	458.3
KICK RETURNS: #-Yards	13-390	1-23
PUNT RETURNS: #-Yards	3-54	3--11
INT RETURNS: #-Yards	2-55	1-34
FUMBLES-LOST	3-1	4-0
PENALTIES-Yards	23-178	13-125
PUNTS-AVG	17-43.8	12-43.3
TIME OF POSSESSION/Game	22:52	37:08
3RD-DOWN Conversions	14/37	22/49
4TH-DOWN Conversions	1/4	1/1

Interceptions	no.	yds	avg	td	lg
DAMES, RISHARD	1	33	33.0	0	33
TURNER, Josh	1	22	22.0	0	22

Punting	no.	yds	avg	lg	tb	fc	i20	50+	blk
HEATHERLY, Tom	17	745	43.8	69	2	7	4	4	0

Punt Returns	no.	yds	avg	td	lg
SINGLETON, B	3	54	18.0	0	39
Total	3	54	18.0	0	39
Opponents	3	-11	-3.7	0	0

Kick Returns	no.	yds	avg	td	lg
JOSEPH, Lex	11	368	33.5	1	100
DAMES, RISHARD	1	15	15.0	0	15
WALKER, Jesson	1	7	7.0	0	7
Total	13	390	30.0	1	100
Opponents	1	23	23.0	0	23

All Purpose	g	rush	rcv	pr	kr	ir	total	avg/g
JOSEPH, Lex	3	30	7	0	368	0	405	135.0
PRICE, Dvonte	3	311	8	0	0	0	319	106.3
PETERSON, Sh	3	188	0	0	0	0	188	62.7
SINGLETON, B	3	0	99	54	0	0	153	51.0
JEFFERSON, Na	3	7	62	0	0	0	69	23.0
WIGGINS, Kayla	2	55	0	0	0	0	55	27.5
DAMES, RISHA	3	0	0	0	15	33	48	16.0
PALMER, S	2	0	44	0	0	0	44	22.0
HOLLOMAN, JJ	2	0	25	0	0	0	25	12.5
FAIRWEATHER,	3	0	22	0	0	0	22	7.3
Total	3	538	287	54	390	55	1324	441.3
Opponents	3	640	735	-11	23	34	1421	473.7

Total Offense	g	plays	rush	pass	total	avg/g
PRICE, Dvonte	3	35	311	0	311	103.7
PETERSON, Shaun	3	28	188	0	188	62.7
NORTON, Stone	3	43	-46	207	161	53.7
WIGGINS, Kaylan	2	30	55	42	97	48.5

2020 TEAM GAME-BY-GAME

Date	Opponent	Rushing				Receiving				Passing				Kick Returns				Punt Returns				tot off		
		no.	yds	td	lg	no.	yds	td	lg	cmp	att	int	yds	td	lg	no.	yds	td	lg	no.	yds		td	lg
09-26-20	at Liberty	31	188	2	65	11	136	2	45	11	20	0	136	2	45	6	255	1	100	0	0	0	0	324
Oct 10	MTSU	44	270	4	65	8	58	0	13	8	21	1	58	0	13	6	120	0	40	1	1	0	1	328
10/23/2020	JSU	24	80	0	16	7	93	1	32	7	19	0	93	1	32	1	15	0	15	2	53	0	39	173
Opponents		99	538	6	65	26	287	3	45	26	60	1	287	3	45	13	390	1	100	3	54	0	39	825
Opponents		141	640	5	67	65	735	4	44	65	99	2	735	4	44	1	23	0	23	3	-11	0	0	1375

Games: 3 • Avg/rush: 5.4 • Avg/catch: 11.0 • Pass effic: 96.68 • KR avg: 30.0 • PR avg: 18.0 • All purpose avg/game: 441.3 • Total offense avg/gm: 275.0

Date	Opponent	Tackles				Sacks	Fumble		Pass Defense			blkd kick	PAT Attempts			off						
		ua	a	total	tfl-yds		no-yds	ff	fr-yds	int-yds	qbh		brup	kick	kick	rush	rcv	saf	t/o	pts		
09-26-2	at Liberty	41	26	67	9.0-45	3.0-29	1	0-0	0-0	1	1	0	4-4	0	0	0	0	0	0	0	0	34
Oct 10	MTSU	36	30	66	9.0-22	3.0-9	0	0-0	2-55	4	4	0	4-4	0	0	0	0	0	0	7	28	
10/23/2	JSU	57	22	79	7.0-17	1.0-6	0	0-0	0-0	0	5	1	1-1	0	0	0	0	0	0	0	10	
Opponents		134	78	212	25.0-84	7.0-44	1	0-0	2-55	5	10	1	9-9	0	0	0	0	0	7	72		
Opponents		77	90	167	17.0-91	12.0-80	2	1-0	1-34	5	9	0	8-8	0	0	0	0	0	0	86		

Date	Opponent	Punting							Field Goals			Kickoffs						
		no.	yds	avg	long	blkd	tb	fc	50+	i20	md-att	long	blkd	no.	yds	avg	tb	ob
09-26-2	at Liberty	4	163	40.8	51	0	0	2	1	2	0-0	0	0	6	389	64.8	5	0
Oct 10	MTSU	8	337	42.1	55	0	1	3	1	1	0-0	0	0	5	300	60.0	4	0
10/23/2	JSU	5	245	49.0	69	0	1	2	2	1	1-2	37	0	3	195	65.0	3	0
Opponents		17	745	43.8	69	0	2	7	4	4	1-2	37	0	14	884	63.1	12	0
Opponents		12	520	43.3	75	0	1	2	2	2	8-10	44	1	20	1118	55.9	2	0

2020 DEFENSIVE STATS

#	Defensive Leaders	gp-gs	Tackles				tfl/yds	Sacks		Pass defense			Fumbles		blkd	
			ua	a	tot			no-yds	int-yds	brup	qbh	rcv-yds	ff	kick	saf	
3	DAMES, RICHARD	3-3	18	5	23	1.5-6	.	.	2	.	.	.	.	.	.	.
9	GATES, Jamal	3-3	10	9	19	2.0-7	.	.	.	1	.	.	.	.	.	.
58	MAEVA, Tyson	3-3	13	5	18	2.0-7	1.0-6	.	.	1	.	.	.	.	.	.
11	POWELL, Josh	3-0	10	8	18	1.0-2	.	.	.	.	.	.	.	.	.	.
0	HALL, Dorian	3-3	13	4	17	.	.	.	.	.	.	.	.	.	.	.
7	TURNER, Josh	3-3	10	7	17	.	.	1-22	2	.	.	.	.	.	.	.
4	DAMES, RISHARD	3-2	10	5	15	1.0-1	.	1-33	1	.	.	.	.	1	.	.
92	MERCIER, Jason	3-3	7	4	11	3.0-5	.	.	.	1	.	.	.	.	.	.
94	OLIVER, Kevin	3-3	4	6	10	1.0-3	.	.	.	.	.	.	.	.	.	.
99	STRICKLAND, D	3-3	6	3	9	3.0-16	2.0-12	.	.	.	.	.	.	.	.	.
53	JONES, Tevin	3-1	5	3	8	3.5-18	2.0-14	.	1	.	.	1	.	.	.	.
26	ANDERSON, Jamal	3-2	5	3	8	1.0-1	.	.	3	.	.	.	.	.	.	.
5C	CHRISTMAS-GILES	2-0	2	4	6	1.0-3	.	.	.	.	.	.	.	.	.	.
28	WALKER, Jesson	3-0	3	1	4	.	.	.	1	.	.	.	.	.	.	.
10	JACKSON, Daniel	3-0	2	2	4	.	.	.	.	.	.	.	.	.	.	.
22	MCCRAY, Benny	3-1	2	2	4	.	.	.	.	.	.	.	.	.	.	.
43	WHITE, Nate	2-0	3	.	3	1.0-1	.	.	.	1	.	.	.	.	.	.
90	CURTIS, Noah	3-2	3	.	3	.	.	.	.	.	.	.	.	.	.	.
45	JACQUES-LOUIS,R	3-0	3	.	3	1.0-3	1.0-3	.	.	.	.	.	.	.	.	.
97	TAYLOR, Kane	2-0	1	1	2	1.0-1	.	.	.	1	.	.	.	.	.	.
5	WHITTAKER, C	2-0	1	1	2	.	.	.	.	.	.	.	.	.	.	.
75	COLSON, Rashad	3-0	.	2	2	1.0-1	.	.	.	.	.	.	.	.	.	.
6	JEAN-BAPTISTE	1-0	1	1	2	1.0-9	1.0-9	.	.	.	.	.	.	.	.	.
44	MATHIS, AJ	1-0	.	1	1	.	.	.	.	.	.	.	.	.	.	.
98	WOODS, Jordan	2-0	.	1	1	.	.	.	.	.	.	.	.	.	.	.
18	JAGHAI, Nikholi	3-1	1	.	1	.	.	.	.	.	.	.	.	.	.	.
31	ZOZUS, Tommy	3-0	1	.	1	.	.	.	.	.	.	.	.	.	.	.
Total		3	134	78	212	25-84	7-44	2-55	10	5	.	1	1	.	.	.
Opponents		3	77	90	167	17-91	12-80	1-34	9	5	1-0	2	.	.	.	.

**2020 PLAYER GAME HIGHS**

Rushes	15	PETERSON, Shaun vs MTSU (Oct 10, 2020)
Yards Rushing	148	PRICE, Dvonte at Liberty (09-26-20)
TD Rushes	2	PRICE, Dvonte at Liberty (09-26-20)
	2	PETERSON, Shaun vs MTSU (Oct 10, 2020)
Long Rush	65	PRICE, Dvonte at Liberty (09-26-20)
	65	PRICE, Dvonte vs MTSU (Oct 10, 2020)
Pass attempts	15	WIGGINS, Kaylan vs MTSU (Oct 10, 2020)
Pass completions	9	NORTON, Stone at Liberty (09-26-20)
Yards Passing	120	NORTON, Stone at Liberty (09-26-20)
TD Passes	2	NORTON, Stone at Liberty (09-26-20)
Long Pass	45	NORTON, Stone at Liberty (09-26-20)
Receptions	4	SINGLETON, B vs JSU (10/23/2020)
Yards Receiving	50	SINGLETON, B at Liberty (09-26-20)
TD Receptions	1	PRICE, Dvonte at Liberty (09-26-20)
	1	SINGLETON, B at Liberty (09-26-20)
	1	JEFFERSON, Nate vs JSU (10/23/2020)
Long Reception	45	SINGLETON, B at Liberty (09-26-20)
Field Goals	1	GABRIEL, Chase vs JSU (10/23/2020)
Long Field Goal	37	GABRIEL, Chase vs JSU (10/23/2020)
Punts	8	HEATHERLY, Tom vs MTSU (Oct 10, 2020)
Punting Avg	49.0	HEATHERLY, Tom vs JSU (10/23/2020)
Long Punt	69	HEATHERLY, Tom vs JSU (10/23/2020)
Punts inside 20	2	HEATHERLY, Tom at Liberty (09-26-20)
Long Punt Return	39	SINGLETON, B vs JSU (10/23/2020)
Long Kickoff Return	100	JOSEPH, Lex at Liberty (09-26-20)
Tackles	9	POWELL, Josh vs JSU (10/23/2020)
Sacks	1.0	STRICKLAND, D at Liberty (09-26-20)
	1.0	JEAN-BAPTISTE at Liberty (09-26-20)
	1.0	JONES, Tevin at Liberty (09-26-20)
	1.0	JONES, Tevin vs MTSU (Oct 10, 2020)
	1.0	STRICKLAND, D vs MTSU (Oct 10, 2020)
	1.0	JACQUES-LOUIS,R vs MTSU (Oct 10, 2020)
	1.0	MAEVA, Tyson vs JSU (10/23/2020)
Tackles For Loss	2.5	MERCIER, Jason vs MTSU (Oct 10, 2020)
Interceptions	1	TURNER, Josh vs MTSU (Oct 10, 2020)
	1	DAMES, RISHARD vs MTSU (Oct 10, 2020)

**THE LAST TIME IT HAPPENED...**

**RUSHING**

Individual with 25-30 rushing attempts:  
 FIU: Alex Gardner (27) - Florida Atlantic 10/1/16  
 Opp: Josh Samuel (25) - vs Jacksonville State 10/23/20

Individual with 31 or more rushing attempts:  
 FIU: Ben West (34) - Florida A&M 10/1/05  
 Opp: James Conner (31) - Pittsburgh 9/13/14

Individual rushed for 100-149 yards:  
 FIU: Shaun Peterson (117) & D'vonte Price (112) - vs Middle Tennessee 10/10/20  
 Opp: Asher O'Hara (120) - vs MTSU 10/10/20

Individual rushed for 150-199 yards:  
 FIU: Kaylan Wiggins (187) - New Hampshire 9/14/19  
 Opp: Malcolm Davidson (153) - at Florida Atlantic 11/9/19

Individual rushed for 200+ Yards:  
 FIU: Ben West (214) - Florida A&M 10/1/05  
 Opp: Bennie Cunningham (230) - Middle Tennessee 10/13/12

Individual with 100 rush and receiving yards:  
 FIU: Kedrick Rhodes (130 rush/115 rec.) - at Duke 9/1/12  
 Opp: Never N/A

Two rushers with 100 yards in a game:  
 FIU: Shaun Peterson (117) & D'vonte Price (112) - vs Middle Tennessee 10/10/20  
 Opp: Josh Samuel (163) & Uriah West (116) - vs Jacksonville State 10/23/20

Three rushers with 100 yards in a game:  
 FIU: Darriet Perry (186), T.Y. Hilton (158), Darian Mallary (118) - at Troy 11/13/10  
 Opp: Asher O'Hara (159), Jayy McDonald (138) & Terelle West (130) - at MT 10/26/19

Team with 40 rushing attempts:  
 FIU: 44 - vs Middle Tennessee 11/2/19  
 Opp: 56 - vs Jacksonville State 10/23/20

Team with fewer than 25 rushing attempts:  
 FIU: 24 - vs Jacksonville State 10/23/20  
 Opp: 24 - vs UMass 10/4/19

Team rushed for 300+ Yards:  
 FIU: 364 - vs Charlotte 10/12/19  
 Opp: 303 - vs Jacksonville State 10/23/20

Team held between 51-100 yards rushing:  
 FIU: 88 - vs Jacksonville State 10/23/20  
 Opp: 64 - vs Old Dominion 11/2/19

Team held under 50 yards rushing:  
 FIU: 39 - at Charlotte 10/15/16  
 Opp: 38 - vs UMass 10/4/19

Individual scored on 50+ yard run:  
 FIU: Shaun Peterson (63) & D'vonte Price (65) - vs Middle Tennessee 10/10/20  
 Opp: Jayy McDonald (92) - at Middle Tennessee 10/23/19

**PASSING**

Individual with 40 pass attempts:  
 FIU: James Morgan (41) - at Louisiana Tech 9/20/19  
 Opp: Asher O'Hara (41) - vs Middle Tennessee 10/10/20

Individual with 50 pass attempts:  
 FIU: Alex McGough (50) - Old Dominion 11/11/17  
 Opp: Layne Hatcher (51) - vs Arkansas State 12/21/19

Individual with 60 pass attempts:  
 FIU: Never N/A  
 Opp: Ben Dougherty (60) - vs. Florida A&M 11/27/04

Individual completed 25 passes:  
 FIU: James Morgan (29) - at Louisiana Tech 9/20/19  
 Opp: Layne Hatcher (27) - vs Arkansas State 12/21/19

Individual completed 30 passes:  
 FIU: Alex McGough (35) - Old Dominion 11/11/17  
 Opp: Andrew Ford (34) - UMass 12/2/17

Individual passed for 300-399 yards:  
 FIU: James Morgan (312) - vs Arkansas State 12/21/19  
 Opp: Layne Hatcher (393) - vs Arkansas State 12/21/19

Individual passed for 400+ yards:  
 FIU: Paul McCall (400) - at Florida Atlantic (OT) 11/29/08  
 Opp: Graham Wilbert (403) - at Florida Atlantic 11/16/12

Individual threw three (3) touchdowns:  
 FIU: James Morgan (3) - at UTSA 11/10/18  
 Opp: Eli Peters (3) - vs Toledo 12/21/18

Individual threw four (4) touchdowns:  
 FIU: James Morgan (4) - UAPB 9/29/18  
 Opp: Layne Hatcher (4) - vs Arkansas State 12/21/19

Individual threw five (5) touchdowns:  
 FIU: Never N/A  
 Opp: Dalton Williams (5) - Akron 9/8/12

Team with less than 10 pass attempts:  
 FIU: 9 - at Louisville 9/21/13  
 Opp: 7 - at UTEP 11/16/13

Team with less than five (5) pass completions:  
 FIU: 4 - at Louisville 9/21/13  
 Opp: 3 - at UTEP 11/16/13

Team had less than 50 yards passing:  
 FIU: 27 - at Louisville 9/21/13  
 Opp: 25 - at Middle Tennessee 10/26/19

Individual threw for a 60-69-yard touchdown:  
 FIU: Alex McGough to Dennis Turner (64) - N.C. Central 9/19/15  
 Opp: Driphus Jackson to James Mayden (69) - Rice 11/1/14

Individual threw for a 70-yard+ touchdown:  
 FIU: James Morgan to Maurice Alexander (76) - UAPB 9/29/18  
 Opp: Max Brosmer to Dylan Laube (86) - at Florida Atlantic 9/14/19

**RECEIVING**

Individual caught 10 passes:  
 FIU: Austin Maloney (10) - vs Arkansas State 12/21/19  
 Opp: Deon-Tay McManus (10) - Marshall 11/19/16

Individual had 100 yards receiving:  
 FIU: Austin Maloney (178) - vs Arkansas State 12/21/19  
 Opp: Omar Bayless (180) - vs Arkansas State 12/21/19

Two individuals with 100 yards receiving in a game:  
 FIU: Glenn Coleman (115) and Willis Wright (109) - Middle Tenn. 10/13/12  
 Opp: Richie James (127) and Ty Lee (100) - Middle Tennessee 10/29/15

**TOTAL OFFENSE**

Team gained 500 total yards:  
 FIU: 510 - vs Charlotte (350 Rushing, 160 Passing) 10/12/19  
 Opp: 525 - vs Arkansas State (132 rush, 393 pass) 12/21/20

Team gained 600 total yards:  
 FIU: 613 - UAPB (220 rush, 393 pass) 9/29/18  
 Opp: 615 - at Kansas (224 rush, 391 pass) 9/22/07

Team gained between 100-200 total yards:  
 FIU: 189 - WKU (80 rush, 109 pass) 9/24/16  
 Opp: 115 - vs UMass (38 rush, 77 pass) 10/4/19

Team gained less than 100 total yards:  
 FIU: 27 - at Louisville 9/21/13  
 Opp: Never N/A

**FIRST DOWNS**

Team had 25 first downs:  
 FIU: 26 - vs Charlotte 10/12/19  
 Opp: 26 - vs Jacksonville State 10/23/20

Team had less than 10 first downs:  
 FIU: 6 - vs Jacksonville State 10/23/20  
 Opp: 5 - vs UMass 10/4/19

**THE LAST TIME IT HAPPENED...**

**PUNTING**

Team punted at least 10 times:  
 FIU: 10 - at UAB 9/27/14  
 Opp: 10 - N.C. Central 9/19/15

Team did not punt:  
 FIU: Never (1, several, last vs Charlotte) 10/12/19  
 Opp: vs Florida Atlantic 11/3/18

Individual recorded a +50-yard punt:  
 FIU: Tommy Heatherly (55) - vs Middle Tennessee 10/10/20  
 Opp: Bailey Cate (59) - vs Old Dominion 11/2/19

Individual recorded a +60-yard punt:  
 FIU: Tommy Heatherly (69) - vs Jacksonville State 10/23/20  
 Opp: Lou Hedley (61) - vs Miami 11/23/19

Individual recorded a +70-yard punt:  
 FIU: Stone Wilson (71) - at Florida Atlantic 11/18/17  
 Opp: Kyle Ulbrich (75) - vs Middle Tennessee 10/10/20

Individual blocked a punt:  
 FIU: Kenyatta Anderson - Charlotte 11/7/15  
 Opp: Mar Drayton - vs Marshall 11/24/18

**TURNOVERS**

Individual threw three (3) interceptions:  
 FIU: Alex McGough (3) - Indiana 9/1/16  
 Opp: Jarren Williams (3) - vs Miami 11/23/19

Individual with two (2) interceptions:  
 FIU: Richard Dames - vs Marshall 11/24/18  
 Opp: Wiley Green - vs Rice 10/20/18

Team had four (4) turnovers:  
 FIU: 4 (4 fumbles) - at Middle Tennessee 10/26/19  
 Opp: 4 (4 INTs/0 fumbles) - at UTSA 11/10/18

Team had five (5) turnovers:  
 FIU: 5 (2 INTs/3 fumbles) - at UTSA 10/11/14  
 Opp: 5 (3 INTs/2 fumbles) - Middle Tennessee 11/15/14

Team had six (6) turnovers:  
 FIU: 7 (5 INTs/2 fumbles) - at Arkansas 10/27/07  
 Opp: 6 (4 INTs/2 fumbles) - at UAB 9/27/14

Team lost three (3) fumbles:  
 FIU: 3 - at UCF 8/31/17  
 Opp: 3 - Western Kentucky 11/24/14

Team lost six (6) fumbles:  
 FIU: 6 - North Texas 10/15/05  
 Opp: Never (High of 4 - twice - last Wagner) 9/6/14

Team recovered an onside kick:  
 FIU: 1 - at WKU 10/27/18  
 Opp: 1 - at Louisiana Tech 9/20/19

**PENALTIES**

Team was penalized more 10 times:  
 FIU: 15 - Liberty 9/26/20  
 Opp: 10 - vs Arkansas State 12/21/19

Team was not penalized:  
 FIU: Never (Record low 2 - at Troy) 10/18/03  
 Opp: vs Rice 10/20/18

**SCORING**

Individual scored three touchdowns:  
 FIU: James Morgan (3, two passing, one rushing) - at Louisiana Tech 9/20/19  
 Opp: Malcolm Davidson (3, all rushing) - at Florida Atlantic 11/9/19

Individual scored four touchdowns:  
 FIU: Anthony Jones (4, Three rushing, one receiving) - vs Charlotte 10/12/19  
 Opp: Asher O'Hare (4, two rushing, two passing) - vs Middle Tennessee 10/10/20

Individual caught two touchdown passes:  
 FIU: Anthony Jones (2) - at Charlotte 11/17/18  
 Opp: Jon'Vea Johnson (2) - vs Toledo 12/21/18

Individual caught three touchdown passes:  
 FIU: Bryce Singleton (3) - UMass 12/2/17  
 Opp: Austin Duke (3) - Charlotte 11/7/15

Individual rushed for three touchdowns:  
 FIU: Anthony Jones (3) - vs Charlotte 10/12/19  
 Opp: Malcolm Davidson (3) - at Florida Atlantic 11/9/19

Individual kicked three field goals:  
 FIU: Jose Borregales - vs Miami 11/23/19  
 Opp: Vladimir Rivas - at Florida Atlantic 11/9/19

Individual kicked four or more field goals:  
 FIU: Jose Borregales (4) - vs Arkansas State 12/21/19  
 Opp: Alen Karajic (5) - vs Jacksonville State 10/23/20

Individual kicked a 50-yard field goal:  
 FIU: Jose Borregales (52) - vs Arkansas State 12/21/19  
 Opp: Greg Joseph (50) - Florida Atlantic 10/1/16

Individual returned a kickoff for a touchdown:  
 FIU: Lexington Joseph (100 yards) 9/26/20  
 Opp: Carlos Henderson (92 yards) - LA Tech 10/22/16

Individual returned a punt for a touchdown:  
 FIU: Maurice Alexander (90 yards) - vs UMass 10/4/19  
 Opp: Deandre Reaves (69 yards) - at Marshall 11/14/15

Individual returned an interception for a touchdown:  
 FIU: Rishard Dames (80 yards) - vs WKU 9/7/19  
 Opp: J. Crawford (33 yards) - Indiana 9/1/18

Individual returned a fumble for a touchdown:  
 FIU: Sage Lewis (61 yards) - at Charlotte 11/17/18  
 Opp: Andrew Power (29 yards) - North Texas 9/1/11

Individual recovered a fumble in end zone for a TD:  
 FIU: Chance Attaway - at Middle Tennessee 9/29/07  
 Opp: Ryan Downing - North Texas 9/1/11

Individual returned/recovered a blocked punt for a TD:  
 FIU: Kenyatta Anderson (23 yards) - Charlotte 11/7/15  
 Opp: Mar Drayton (0 yards) - vs Marshall 11/24/18

Individual returned/recovered a blocked FG for a TD:  
 FIU: Never  
 Opp: Ross Cockrell (75 yards) - Duke 9/1/12

Individual returned a blocked PAT for a touchdown:  
 FIU: Zach Davis - vs. Florida A&M 11/27/04  
 Opp: Never

Team scored a two-point conversion:  
 FIU: vs Marshall (M. Alexander pass to C. Alexander) 11/24/18  
 Opp: vs Toledo (Eli Peters pass to Cody Thompson) 12/21/18

Team scored a safety:  
 FIU: vs UTEP 10/19/19  
 Opp: at UCF 8/31/17

Team recorded a shutout:  
 FIU: vs UMass (44-0) 10/4/19  
 Opp: at Marshall (52-0) 11/14/15

Team scored 28 points in a quarter:  
 FIU: 28 (2nd) - UMass 9/15/18  
 Opp: 28 (4th) - vs Florida Atlantic 11/3/18

Team scored 40 points in a half:  
 FIU: 42 (1st) - vs UMass 9/15/18  
 Opp: 40 (1st) - at Maryland 8/31/13

## INDIVIDUAL RECORD HOLDERS

### SINGLE-GAME RECORDS

Record	No.	Player vs. Opp.	Date
Rush Att.	37	Rashod Smith vs. Stephen F. Austin	10/9/04
Rush Net Yards	262	Rashod Smith vs. Jacksonville	10/31/02
APR (10 rush)	13.4	Kaylan Wiggins vs. New Hampshire	9/14/19
Rush TDs	4	Rashod Smith at NMSU	10/30/04
Long Rush	89	Rashod Smith vs. Jacksonville	10/31/02
Pass Att.	58	Wes Carroll at Maryland	9/25/10
Pass Comp.	35	Alex McGough vs. ODU (tied)	11/11/17
Pass % (10 att)	90.0%	EJ Hilliard vs. Louisville	9/22/12
Pass Yards	414	James Morgan at LA Tech	9/20/19
Pass YPA	24.4	James Morgan vs. UAPB	9/29/18
Pass YPC	37.9	James Morgan vs. UAPB	9/29/18
Pass TDs	4	James Morgan vs. UAPB (tied)	9/29/18
Pass INT	5	Wayne Younger at Arkansas	10/27/07
Pass Eff.	363.2	James Morgan vs. UAPB	9/29/18
Long Pass	89	Josh Padrick at Maryland	9/23/06
Most Rec.	12	T.Y. Hilton at Akron	10/8/11
Rec. Yards	201	T.Y. Hilton at Louisville	9/9/11
AVC (3 rec.)	48.3	T.Y. Hilton at North Texas	10/4/08
Rec TD	3	Bryce Singleton vs. UMass (tied)	12/2/17
Long Rec.	89	Samuel Smith at Maryland	9/23/06
Total Off. Yds	421	James Morgan at LA Tech	9/20/19
All-Purpose Yds	295	T.Y. Hilton at ULL	11/1/08
Most Points	24	Anthony Jones vs. Charlotte (tied)	10/12/19
Most TDs	4	Anthony Jones vs. Charlotte (tied)	10/12/19
XP Made	9	Jose Borregales vs. UMass (tied)	9/15/18
XP Att.	9	Jose Borregales vs. UMass (tied)	9/15/18
Most Pts Kick	16	Dustin Rivest vs. Ark. State	11/8/08
FG Made	5	Dustin Rivest vs. Ark. State	11/8/08
FG Att.	7	Dustin Rivest vs. Ark. State (tied)	11/8/08
Long FG Made	53	Jose Borregales vs. Miami (tied)	11/23/19
Most Punts	11	Chris Cook at Penn State	9/1/07
Yards Punting	456	Chris Cook vs. Troy	10/6/07
Punt Avg (3 punts)	52.2	Stone Wilson at FAU	11/18/17
Downed in 20	5	Carlos Munera at Troy	10/18/08
Longest Punt	71	Stone Wilson at FAU (tied)	11/18/17
Long Punt Ret.	97	T.Y. Hilton vs. Florida Atlantic	11/12/11
Long Kick Ret.	100	Richard Leonard at Florida Atlantic	11/16/12
	100	Lexington Joseph at Liberty	9/26/20
Most Punt Ret.	5	Maurice Alexander vs. UMass (tied)	9/15/18
Punt Ret. Yds	148	Richard Leonard vs. Bethune-Cookman	8/30/14
Punt Ret. Avg. (2 ret.)	70.0	Maurice Alexander vs. UMass	10/5/19
Most Kick Ret.	8	Lionell Singleton vs. Florida Atlantic	11/24/07
Kick Ret. Yds	255	Lexington Joseph at Liberty	9/26/20
Kick Ret. Avg.	60.0	T.Y. Hilton at Alabama	9/12/09
Most Tackles	21	John Haritan at Youngstown State	9/11/04
Most TFL	5.5	Mike Wakefield vs. Charlotte (tied)	11/7/15
Most Sacks	4.0	Mike Wakefield vs. Charlotte (tied)	11/7/15
Most INT	2	Richard Dames vs. Marshall (tied)	11/24/18
Long INT Ret.	82	Marshall McDuffie vs. Florida Atlantic	11/26/05
Pass Breakup	4	Sage Lewis at UTSA (tied)	11/9/18
Long Fum. Ret.	100	Richard Leonard vs. Florida Atlantic	10/2/14
Most Fum Ret.	1	Sage Lewis at Charlotte (tied)	11/17/18
Fum. Rec.	2	Anthony Wint vs. UMass (tied)	12/2/17
Fum. Forced	2	Johnathan Cyprien at Texas A&M (tied)	9/18/10
Blocked Kicks	1	Brad Muhammad vs. UMass (tied)	12/2/17

### SEASON RECORDS

Record	No.	Player	Year
Rush Att.	233	Kendrick Rhodes	2011
Rush Net Yards	1,159	Kendrick Rhodes	2011
APR (50 att)	6.22	D'Vonte Price	2018
Rush TDs	16	Darriet Perry	2010
RPG (5 games)	113.3	Rashod Smith	2004
Pass Att.	420	Alex McGough	2015
Pass Comp.	269	Alex McGough	2015
Pass % (200 att)	65.4%	Alex McGough	2017
Pass Yards	2,798	Alex McGough	2017
Pass YPA	8.4	James Morgan	2018
Pass YPC	14.0	Jake Medlock (tied)	2012
Pass TDs	26	James Morgan	2018
Pass INT	17	Wayne Younger	2007
Pass Eff.	157.6	James Morgan	2018
Most Rec.	72	T.Y. Hilton	2011
Rec. Yards	1,038	T.Y. Hilton	2011
APC (25 rec.)	25.3	Willis Wright	2012
CPG (5 games)	6.70	Chandler Williams	2006
Rec TD	8	Thomas Owens (tied)	2015
Total Off. Yds	3,029	Alex McGough	2017
All-Purpose Yds	2,163	T.Y. Hilton	2008
Most Points	102	Jack Griffin	2011
Most TDs	16	Darriet Perry (non-QB)	2010
XP Made	54	Jose Borregales	2018
XP Att.	55	Jose Borregales	2018
FG Made	22	Jack Griffin	2011
FG Att.	29	Jose Borregales	2019
Most Punts	75	Chris Cook	2007
Yards Punting	3,092	Carlos Munera	2009
Punt Avg (40 att)	44.02	Stone Wilson	2018
Most Punt Ret.	24	Greg Moss	2003
Punt Ret. Yds	309	Richard Leonard	2014
PRA (5 ret.)	23.77	Richard Leonard	2014
Punt Ret. TD	1	Maurice Alexander (tied)	2018
Most Kick Ret.	48	Lionell Singleton	2007
Kick Ret. Yds	1,119	Lionell Singleton	2007
KRA (5 ret.)	30.44	T.Y. Hilton	2011
Kick Ret. TD	2	T.Y. Hilton	2010
Most Tackles	132	Sage Lewis	2018
Solos	83	Sage Lewis	2018
Assisted	60	Lance Preston	2003
Most TFL	22.5	Antwan Barnes	2006
Most Sacks	9.5	Jarvis Wilson (tied)	2010
QB Hurries	7	AJ Johnson	2018
Most INT	5	Richard Leonard (tied)	2014
INT TD	2	Rocky Jacques-Louis (tied)	2018
Pass Breakup	11	Anthony Gaitor (tied)	2008
Fum. Rec.	4	Richard Leonard (tied)	2014
Fum. Forced	4	Mike Wakefield (tied)	2015
Blocked Kicks	2	Isame Faciane (tied)	2013

**INDIVIDUAL RECORD HOLDERS**

**CAREER RECORDS**

<b>Record</b>	<b>No.</b>	<b>Player</b>	<b>Years</b>
Rush Att.	685	Alex Gardner	2014-17
Rush Net Yards	3,063	Alex Gardner	2014-17
APR (100 att.)	6.58	D'Vonte Price	2017-present
Rush TDs	27	Darriet Perry	2008-11
YPG (25 games)	87.8	Rashod Smith	2002-04
Pass Att.	1,479	Josh Padrick	2002-06
Pass Comp.	820	Josh Padrick	2002-06
Pass % (200 att)	65.3%	James Morgan	2018-19
Pass Yards	9,237	Josh Padrick	2002-06
Pass YPA	7.9	James Morgan (tied)	2018-19
Pass YPC	13.7	Jamie Burke	2002-05
Pass TDs	65	Alex McGough	2014-17
Pass INT	50	Josh Padrick	2002-06
Pass Eff.	143.4	James Morgan	2018-19
Most Rec.	229	T.Y. Hilton	2008-11
Rec. Yards	3,531	T.Y. Hilton	2008-11
APC (50 rec.)	16.29	Glenn Coleman	2010-14
CPG (25 games)	4.95	Chandler Williams	2003-06
Rec TD	24	T.Y. Hilton	2008-11
Total Off. Yds	9,626	Alex McGough	2014-17
All-Purpose Yds	7,498	T.Y. Hilton	2008-11
Most Points	281	Jose Borregales (non-QB)	2017-19
Most TDs	37	T.Y. Hilton (non-QB)	2008-11
XP Made	131	Jose Borregales (non-QB)	2017-19
XP Att.	134	Jose Borregales (non-QB)	2017-19
XP % (90 att.)	98.9%	Jose Borregales	2017-19
FG Made	50	Jose Borregales	2017-19
FG Att.	65	Jose Borregales	2017-19
FG % (20 att.)	77.4%	Jack Griffin	2009-12
Most Punts	203	Stone Wilson	2015-18
Yards Punting	8,225	Stone Wilson	2015-18
Punt Avg (150 att)	40.52	Stone Wilson	2015-18
Most Punt Ret.	49	T.Y. Hilton	2008-11
Punt Ret. Yds	614	T.Y. Hilton	2008-11
PRA (20 ret.)	16.24	Maurice Alexander	2016-19
Punt Ret. TD	2	Richard Leonard (tied)	2011-15
Most Kick Ret.	105	T.Y. Hilton	2008-11
Kick Ret. Yds	2,855	T.Y. Hilton	2008-11
KRA (20 ret.)	27.44	Greg Moss	2002-04
Kick Ret. TD	4	T.Y. Hilton	2008-11
Most Tackles	365	Johnathan Cyprien	2009-12
Solos	213	Johnathan Cyprien	2009-12
Assisted	166	Scott Bryant	2006-09
Most TFL	57.5	Antwan Barnes	2003-06
Most Sacks	21.5	Antwan Barnes	2003-06
QB Hurries	13	Greg Gickman	2010-13
Most INT	16	Nick Turnbull	2002-05
INT TD	3	Anthony Gaitor	2007-10
Pass Breakup	28	Richard Leonard	2011-15
Fum. Rec.	7	Anthony Wint (tied)	2014-17
Fum. Forced	8	Mike Wakefield	2012-15
Blocked Kicks	3	Jonathan Faucher (tied)	2008-11