



FIU PANTHERS

2020 FOOTBALL GAME NOTES

SID: Tyson Rodgers, Assistant Athletic Director/Athletic Communications • tyson.rodgers@fiu.edu

BROADCAST INFO

TV: ESPNU

Play-by-play: Clay Matvick

Analyst: Rocky Boiman

Sideline: N/A

FIU RADIO: Caracol 1260AM

Play-by-Play: AJ Ricketts

Analyst: Cam Lynch

HEAD COACH INFO

FIU

Head Coach: Butch Davis (Arkansas, '74)

Overall Record: 102-60 (14th Year)

Record at FIU: 23-17 (4th Year)


Middle Tennessee

Head Coach: Rick Stockstill (FSU, '82)

Overall Record: 91-90 (15th Year)

Record at MT: Same

2020 FIU SCHEDULE

| | | |
|--|------------------------------------|------------------------------------|
|  | at Liberty Lynchburg, Va. | Saturday, Sept. 26 L/34-36 ESPN |
|  | MIDDLE TENN* Riccardo Silva | Saturday, Oct. 10 4 p.m. ESPN |
|  | at Charlotte* Charlotte, N.C. | Saturday, Oct. 17 8 p.m. ESPN |
|  | JACKSONVILLE ST. Riccardo Silva | Friday, Oct. 23 7 p.m. ESPN+ |
|  | MARSHALL* Riccardo Silva | Friday, Oct. 30 7 p.m. CBSSN |
|  | at UTEP* El Paso, Texas | Saturday, Nov. 7 4 p.m. ESPN+ |
|  | FAU* Riccardo Silva | Friday, Nov. 13 7 p.m. CBSSN |
|  | at WKU* Bowling Green, Ky. | Saturday, Nov. 21 2 p.m. ESPN+ |
|  | LA TECH* Riccardo Silva | Saturday, Nov. 28 Noon ESPN+ |
|  | C-USA Title Game TBD | Saturday, Dec. 5 TBD CBSSN |

* - Denotes C-USA game

ALL CAPS - Game at Riccardo Silva Stadium

All times ET

THE MATCHUP: GAME 2



FIU PANTHERS

(0-1, 0-0 C-USA)

AT

MIDDLE TENNESSEE BLUE RAIDERS

(0-4, 0-2 C-USA)



Oct. 10, 2020 • 4 p.m. ET • Miami, FL • Riccardo Silva Stadium

NUMBERS TO KNOW

1

Flex Joseph's 100-yard kickoff TD to open the game at Liberty marked the first ever return score for FIU to start the season.

2

FIU had two players taken in the 2020 NFL Draft. A total of 10 Panthers have been drafted overall, with three coming under head coach Butch Davis.

148

D'vonte Price rushed for a career-high 148 yards against Liberty on Sept. 26. Price now has 1,088 career rushing yards at FIU on only 168 carries.

11.4

D'vonte Price owns an 11.4 average per attempt so far this year, which ranks second in the nation so far this season.

STAT BREAKDOWN

| FIU | | MTSU |
|-------|----------------|-------|
| 34.0 | PTS/GM | 16.5 |
| 36.0 | PTS ALLOWED/GM | 36.5 |
| 168.0 | RUSH/GM | 113.8 |
| 219.0 | RUSH D/GM | 201.5 |
| 136.0 | PASS/GM | 213.0 |
| 308.0 | PASS D/GM | 193.8 |
| 304.0 | OFF YDS/GM | 326.8 |
| 527.0 | DEF YDS/GM | 395.3 |
| 45% | 3RD CONV. | 42% |
| 50% | 4TH CONV. | 62% |
| 1/1 | RZ SCORES-ATT | 7/8 |
| 0/0 | FGM-FGA | 2/3 |
| 0/3 | INT/SACKS | 2/8 |

STORYLINES

HOMECOMING 2020

FIU will play its first game of the 2020 season at Riccardo Silva Stadium, as the Panthers welcome Middle Tennessee to Miami. The game will serve as Homecoming for FIU.

SCHEDULE CHANGES FOR 2020

Due to COVID-19, the start date for FIU's 2020 is officially Sept. 26 at Liberty. FIU's original season opener against Jacksonville State (Sept. 3) was moved to Oct. 23. The Panthers are slated to play nine opponents for the regular season, with the loss of UCF (Sept. 12), Old Dominion (Sept. 19) and UMass (Oct. 24).

WIN THE TURNOVER BATTLE

FIU is 14-4 under head coach Butch Davis when the Panthers win the turnover battle. That record was even more evident when FIU faced Miami (Fla.) last season as the Panthers forced three turnovers and gave up none as the Hurricanes were downgraded, 30-24.

PRICE HAS BREAKOUT GAME

FIU's D'vonte Price had a monster performance in the season-opener at Liberty. The senior rushed for a career-high 148 yards, while scoring twice on the ground and once on the receiving end of a Stone Norton TD pass. The rusher from Punta Gorda, Florida scored on runs of 65 and 30-yards to aid his 11.4 yards per carry average.

FLEX NAMED C-USA ST POW

After his stellar efforts at Liberty on Sept. 26, Lexington "Flex" Joseph was named Conference USA's Special Teams Player of the Week. Joseph opened the 2020 season for FIU with a 100-yard kickoff return, as the Panther finished the day with 255 total return yards. Joseph's 42.5 kickoff return average ranks fourth in the nation.





DEPTH CHART

OFFENSE

| Pos. | No. | Player | HT. | Wt. | Cl. |
|-----------|-----------|---------------------------|---------------------|------------|--------------|
| WR | 1 | JJ Holloman | 6-2 | 200 | R-Jr. |
| | 80 | Kris Mitchell | 6-1 | 175 | R-Fr. |
| LT | 77 | D'Antne Demery | 6-5 | 320 | Sr. |
| | 70 | Miles Frazier | 6-5 | 304 | Fr. |
| LG | 72 | Sione Finau | 6-3 | 300 | So. |
| | 67 | Obinna Nwankwo | 6-3 | 290 | R-Sr. |
| C | 55 | Shane McGough | 6-2 | 302 | R-Sr. |
| | 65 | Julius Pierce | 6-5 | 265 | R-Fr. |
| RG | 62 | Mershawn Miller | 6-2 | 313 | R-Jr. |
| | 79 | Logan Gunderson | 6-5 | 318 | R-Jr. |
| RT | 73 | Lyndell Hudson Jr. | 6-6 | 300 | R-So. |
| | 51 | Dontae Keys | 6-4 | 300 | R-Sr. |
| TE | 88 | Sterling Palmer | 6-6 | 235 | Jr. |
| | 87 | Kamareon Williams | 6-3 | 240 | So. |
| WR | 2 | Bryce Singleton | 5-11 | 193 | R-Jr. |
| | 6 | Nate Jefferson | 5-11 | 170 | R-Fr. |
| QB | 7 | Kaylan Wiggins | 6-2 | 200 | R-Jr. |
| | OR | 3 | Stone Norton | 6-3 | 200 |
| OR | 12 | Max Bortenschlager | 6-3 | 205 | R-Sr. |
| RB | 8 | Lexington Joseph | 5-9 | 185 | So. |
| | 32 | Maleek Williams | 5-11 | 223 | R-Jr. |
| RB | 24 | D'vonte Price | 6-2 | 215 | Sr. |
| | 33 | Shaun Peterson Jr. | 6-3 | 215 | R-So. |

DEFENSE

| Pos. | No. | Player | HT. | Wt. | Cl. |
|------------|-----------|-------------------------|-------------|------------|--------------|
| DE | 94 | Kevin Oliver | 6-4 | 263 | Sr. |
| | 5 | Chris Whittaker | 6-3 | 227 | R-Jr. |
| DT | 98 | Jordan Woods | 6-4 | 275 | R-Sr. |
| | 75 | Rashad Colson | 6-5 | 310 | R-Jr. |
| DT | 99 | Davon Strickland | 6-1 | 263 | R-So. |
| | 92 | Jason Mercier | 6-3 | 262 | Jr. |
| DE | 90 | Noah Curtis | 6-6 | 267 | Sr. |
| | 6 | Alexy Jean-Baptiste | 6-3 | 245 | R-Sr. |
| OLB | 10 | Daniel Jackson | 6-2 | 228 | Sr. |
| | 11 | Josh Powell | 5-11 | 194 | Sr. |
| MLB | 58 | Tyson Maeva | 6-0 | 230 | R-Sr. |
| | 53 | Tevin Jones | 6-4 | 220 | R-Jr. |
| OLB | 9 | Jamal Gates | 6-2 | 225 | Sr. |
| | 45 | Rocky Jacques-Louis | 6-3 | 205 | Jr. |
| CB | 4 | Rishard Dames | 5-11 | 175 | R-Jr. |
| | 26 | Jamal Anderson | 6-2 | 180 | R-So. |
| S | 0 | Dorian Hall | 6-4 | 190 | R-Jr. |
| | 22 | Benny McCray | 6-2 | 185 | R-Jr. |
| S | 3 | Richard Dames | 5-11 | 185 | Sr. |
| | 18 | Nikholi Jaghai | 5-7 | 180 | R-Sr. |
| CB | 7 | Josh Turner | 6-0 | 188 | R-Jr. |
| | 28 | Jesson Walker | 6-1 | 170 | R-So. |

SPECIAL TEAMS

| Pos. | No. | Player | HT. | Wt. | Cl. |
|-----------|-----------|---------------------------|-------------|------------|--------------|
| K | 0 | Chase Gabriel | 5-11 | 180 | Fr. |
| | 39 | Tommy Heatherly | 5-11 | 210 | Sr. |
| P | 39 | Tommy Heatherly | 5-11 | 210 | Sr. |
| | 0 | Chase Gabriel | 5-11 | 180 | Fr. |
| LS | 31 | Tommy Zozus | 6-2 | 224 | R-Jr. |
| | 85 | Jackson McDonald | 6-5 | 220 | R-Fr. |
| H | 12 | Max Bortenschlager | 6-3 | 205 | R-Sr. |
| | 39 | Tommy Heatherly | 5-11 | 210 | Sr. |
| KR | 8 | Lexington Joseph | 5-9 | 185 | So. |
| | 4 | Rishard Dames | 5-11 | 175 | R-Jr. |
| PR | 2 | Bryce Singleton | 5-11 | 193 | R-Jr. |
| | 4 | Rishard Dames | 5-11 | 175 | R-Jr. |

PRONUNCIATION GUIDE

Max **BORTENSCHLAGER**.....Bore-tin-slahger
NASIR Carter.....nas-EAR
SIONE FINAU.....CEE-own-E fa-NOW
 Rocky **JACQUES-LOUIS**.....Put some French on it
NIKHOLI JAGHAI.....Nickle-EYE Jag-EYE
 Alexy **JEAN-BAPTISTE**.....Gene Bab-teast
MALJON JOOR.....MAL-Shoun Shoor
 Caleb **LYNUM**.....LIE-Num
 Tyson **MAEVA**.....MY-ava
 Shane **MCGOUGH**.....mc-GOO
 Jason **MERCIER**.....MERCY-a
MERSHAWN Miller.....mer-SHAUN
OBINNA NWANKWO.....O-bean-uh New-Wonk-Woah
 Henry **OMU**.....OH-moo
DIMITRY PROPHETE.....DEMI-tree prophet
 Noah **QUIER**.....Choir
JESSON Walker.....JA-SAUN
KAMAREON Williams.....Ka-MAR-e-on
KAMEREN Williams.....Cameron
MALEEK Williams.....ma-LEEK
 Tommy **ZOZUS**.....ZO-zeus

2020 FIU FOOTBALL ROSTERS

NUMERICAL

| No. | Name | Pos. | Ht. | Wt. | Yr. | Hometown/HS/Previous School |
|-----|-------------------------|------|------|-----|-------|--|
| 0 | Chase Gabriel | K | 5-11 | 180 | Fr. | Brunswick, Ga. / Glynn Academy |
| 0 | Dorian Hall | DB | 6-4 | 190 | R-Jr. | Hollywood, Fla. / South Broward HS |
| 1 | JJ Holloman | WR | 6-2 | 200 | R-Jr. | Covington, Ga. / Newton HS / Georgia |
| 2 | Bryce Singleton | WR | 5-11 | 193 | R-Jr. | Hilton Head Island, S.C. / Hilton Head Island HS |
| 3 | Richard Dames | DB | 5-11 | 185 | Sr. | Miami, Fla. / Booker T. Washington HS |
| 3 | Stone Norton | QB | 6-3 | 200 | R-Fr. | Nashville, Tenn. / Davidson Academy |
| 4 | Haden Carlson | QB | 6-3 | 192 | Fr. | Lutz, Fla. / Steinbrenner HS |
| 4 | Rishard Dames | DB | 5-11 | 175 | R-Jr. | Miami, Fla. / Booker T. Washington HS |
| 5 | Demarcus Townsend | RB | 5-10 | 215 | R-So. | Naples, Fla. / Palmetto Ridge HS |
| 5 | Chris Whittaker | DL | 6-3 | 227 | R-Jr. | Hollywood, Fla. / Chaminade-Madonna HS / Kentucky |
| 6 | Alexy Jean-Baptiste | DL | 6-3 | 245 | R-Sr. | Pompano Beach, Fla. / Coconut Creek HS / Arkansas |
| 6 | Nate Jefferson | WR | 5-11 | 170 | R-Fr. | Longwood, Fla. / Lyman HS |
| 7 | Josh Turner | DB | 6-0 | 188 | R-Jr. | Delray Beach, Fla. / American Heritage / Iowa |
| 7 | Kaylan Wiggins | QB | 6-2 | 200 | R-Jr. | Sanford, Fla. / Seminole HS |
| 8 | Lexington Joseph | RB | 5-9 | 185 | So. | Miami, Fla. / Miami Central HS |
| 9 | Jamal Gates | LB | 6-2 | 225 | Sr. | Palm Beach Gardens, Fla. / Dwyer HS |
| 10 | Daniel Jackson | LB | 6-2 | 228 | Sr. | Apex, N.C. / Middle Creek HS |
| 11 | Josh Powell | LB | 5-11 | 194 | Sr. | Riviera Beach, Fla. / Suncoast HS |
| 12 | Max Bortenschlager | QB | 6-3 | 205 | R-Sr. | Fishers, Ind. / Cathedral HS / Maryland |
| 13 | Rivaldo Fairweather | TE | 6-4 | 233 | Fr. | Fort Lauderdale, Fla. / Boyd Anderson HS |
| 14 | Joe Hocker | TE | 6-5 | 245 | R-Fr. | Cincinnati, Ohio / Deer Park HS |
| 15 | Teddy Richardson | WR | 5-11 | 185 | Fr. | Miami, Fla. / Booker T. Washington HS |
| 16 | Xavier McGriff | WR | 6-2 | 180 | Fr. | Jacksonville, Fla. / Baldwin HS |
| 17 | Caleb Lynam | WR | 6-2 | 215 | R-So. | Leesburg, Fla. / East Ridge HS |
| 18 | Nikholi Jaghai | DB | 5-7 | 180 | R-Sr. | Miami Gardens, Fla. / Flanagan HS / Northern Iowa |
| 19 | Deuce Dunbar | DB | 6-2 | 185 | Fr. | Port St. Lucie, Fla. / Centennial High School |
| 19 | Shemar Thornton | WR | 5-11 | 182 | Sr. | Miami, Fla. / Hallandale HS |
| 20 | Kejon Owens | RB | 5-10 | 185 | Fr. | Miami, Fla. / Miami Central HS |
| 21 | EJ Wilson Jr. | RB | 5-11 | 195 | Fr. | Seffner, Fla. / Armwood HS |
| 22 | Benny McCray | DB | 6-2 | 185 | R-Jr. | Clermont, Fla. / East Ridge HS |
| 23 | Andrew Volmar | DB | 6-1 | 170 | Fr. | Plantation, Fla. / American Heritage |
| 24 | D'vonte Price | RB | 6-2 | 215 | Sr. | Punta Gorda, Fla. / Charlotte HS |
| 25 | Josh Guilford | WR | 6-4 | 195 | Fr. | Sanford, Fla. / Seminole HS |
| 26 | Jamal Anderson | DB | 6-2 | 180 | R-So. | Homestead, Fla. / South Dade HS |
| 27 | Henry Gray | DB | 6-0 | 175 | Fr. | Hollywood, Fla. / Miami Central / Nebraska |
| 28 | Jesson Walker | DB | 6-1 | 170 | R-So. | Southwest Brevard County, Fla. / Rockledge HS |
| 29 | Jamal Potts | DB | 6-2 | 185 | Fr. | Delray Beach, Fla. / American Heritage |
| 30 | Joe Perkins | DB | 6-0 | 196 | Fr. | Jackson, Miss. / Madison-Ridgeland Academy |
| 31 | Tommy Zozus | LS | 6-2 | 224 | R-Jr. | Punta Gorda, Fla. / Charlotte HS |
| 32 | Matthew Enriquez | K | 5-9 | 220 | Fr. | Coral Gables, Fla. / Coral Gables HS |
| 32 | Maleek Williams | RB | 5-11 | 223 | R-Jr. | Punta Gorda, Fla. / Charlotte HS / Arkansas |
| 33 | Shaun Peterson Jr. | RB | 6-3 | 215 | R-So. | Fort Lauderdale, Fla. / Nova HS |
| 34 | Chance Coleman | LB | 6-0 | 205 | Fr. | Tampa, Fla. / Gaither HS |
| 35 | Lucas Matias | K/P | 5-11 | 165 | So. | Pembroke Pines, Fla. / American Heritage / Keiser |
| 36 | Jecoryan Davis-Hamilton | ATH | 6-1 | 194 | Fr. | Apopka, Fla. / Apopka HS |
| 37 | Romelo Brooks | LB | 5-10 | 200 | R-Jr. | Miami, Fla. / Miami Killian HS |
| 38 | Sam Kane | DB | 6-2 | 200 | Fr. | Denver, Colo. / Thunder Ridge HS |
| 39 | Tommy Heatherly | P | 5-11 | 210 | Sr. | Grove, Okla. / Grove HS / NE Oklahoma A&M |
| 42 | Alex Ngunjoh | DB | 5-10 | 180 | R-So. | Bristol, England |
| 43 | Nate White | DL | 6-4 | 220 | R-Fr. | Orlando, Fla. / Edgewater HS |
| 44 | AJ Mathis | LB | 6-2 | 200 | Fr. | Largo, Fla. / Largo HS |
| 45 | Rocky Jacques-Louis | LB | 6-3 | 205 | Jr. | Fort Myers, Fla. / Dunbar HS |
| 46 | Reggie Peterson | LB | 6-2 | 225 | Fr. | Fort Pierce, Fla. / Centennial HS |
| 49 | Shykieim Pace | DL | 6-4 | 220 | Fr. | Opa-locka, Fla. / Monsignor Pace HS |
| 50 | Nasir Carter | LB | 6-2 | 220 | R-Fr. | Orlando, Fla. / West Orange HS |
| 51 | Dontae Keys | OL | 6-4 | 300 | R-Sr. | Fayetteville, N.C. / Jack Britt / North Carolina A&T |
| 51 | Dimitry Prophete | LB | 6-1 | 230 | Sr. | Miami, Fla. / Southridge HS |
| 52 | Donovan Georges | LB | 6-1 | 240 | R-So. | Hialeah, Fla. / Champagnat Catholic |
| 53 | Tevin Jones | LB | 6-4 | 220 | R-Jr. | Miami, Fla. / Miami Norland HS |
| 55 | D'Andre Christmas-Giles | DL | 6-3 | 315 | R-Sr. | New Orleans, La. / St. Augustine / Texas |
| 55 | Shane McGough | OL | 6-2 | 302 | R-Sr. | Tampa, Fla. / Gaither HS |
| 56 | Tamarick Best | LB | 6-1 | 225 | Fr. | Pahokee, Fla. / Pahokee HS |
| 57 | Justin Michel | LB | 6-1 | 225 | R-So. | Fort Myers, Fla. / Dunbar HS |

ALPHABETICAL

| No. | Name | Pos. |
|-----|-------------------------|-------|
| 26 | Jamal Anderson | DB |
| 64 | Trevor Arnett | OL |
| 56 | Tamarick Best | LB |
| 12 | Max Bortenschlager | QB |
| 37 | Romelo Brooks | LB |
| 68 | Kameron Burns | OL |
| 4 | Haden Carlson | QB |
| 50 | Nasir Carter | LB |
| 55 | D'Andre Christmas-Giles | DL |
| 34 | Chance Coleman | LB |
| 75 | Rashad Colson | DL |
| 90 | Noah Curtis | DL |
| 3 | Richard Dames | DB |
| 4 | Rishard Dames | DB |
| 89 | Ty Danzy | DL |
| 36 | Jecoryan Davis-Hamilton | ATH |
| 77 | D'Antne Demery | OL |
| 19 | Deuce Dunbar | DB |
| 32 | Matthew Enriquez | K |
| 13 | Rivaldo Fairweather | TE |
| 72 | Sione Finau | OL |
| 70 | Miles Frazier | OL |
| 0 | Chase Gabriel | K |
| 9 | Jamal Gates | LB |
| 52 | Donovan Georges | LB |
| 27 | Henry Gray | DB |
| 25 | Josh Guilford | WR |
| 79 | Logan Gunderson | OL |
| 0 | Dorian Hall | DB |
| 39 | Tommy Heatherly | P |
| 78 | Shamar Hobby-Lee | OL |
| 14 | Joe Hocker | TE |
| 1 | JJ Holloman | WR |
| 73 | Lyndell Hudson Jr. | OL |
| 10 | Daniel Jackson | LB |
| 45 | Rocky Jacques-Louis | LB |
| 18 | Nikholi Jaghai | DB |
| 81 | John Jaramillo | WR |
| 6 | Alexy Jean-Baptiste | DL |
| 6 | Nate Jefferson | WR |
| 53 | Tevin Jones | LB |
| 74 | Majlon Joor | OL |
| 8 | Lexington Joseph | RB |
| 83 | Carson Kaleo | WR |
| 38 | Sam Kane | DB |
| 51 | Dontae Keys | OL |
| 17 | Caleb Lynam | WR |
| 58 | Tyson Maeva | LB |
| 44 | AJ Mathis | LB |
| 35 | Lucas Matias | K/P |
| 61 | Joey Maya | LB |
| 22 | Benny McCray | DB |
| 85 | Jackson McDonald | TE/LS |
| 55 | Shane McGough | OL |
| 16 | Xavier McGriff | WR |
| 92 | Jason Mercier | DL |
| 57 | Justin Michel | LB |
| 62 | Mershawn Miller | OL |
| 75 | Jose Mirabal | OL |
| 80 | Kris Mitchell | WR |
| 3 | Stone Norton | QB |
| 67 | Obinna Nwankwo | OL |

2020 FIU FOOTBALL ROSTERS

ALPHABETICAL

| No. | Name | Pos. |
|-----|--------------------|------|
| 84 | David O'Meara | TE |
| 94 | Kevin Oliver | DL |
| 93 | Henry Omu | DL |
| 20 | Kejon Owens | RB |
| 49 | Shykieim Pace | DL |
| 88 | Sterling Palmer | TE |
| 30 | Joe Perkins | DB |
| 33 | Shaun Peterson Jr. | RB |
| 46 | Reggie Peterson | LB |
| 65 | Julius Pierce | OL |
| 58 | Kristoff Pollas | OL |
| 29 | Jamal Potts | DB |
| 11 | Josh Powell | LB |
| 24 | D'vonte Price | RB |
| 51 | Dimitry Prophete | LB |
| 63 | Noah Quier | OL |
| 86 | KJ Reid-Jacques | DL |
| 96 | David Reynolds | DL |
| 15 | Teddy Richardson | WR |
| 60 | Clayton Senior III | DL |
| 2 | Bryce Singleton | WR |
| 99 | Davon Strickland | DL |
| 66 | Jahmari Sylvester | OL |
| 95 | Andrew Tarver | DL |
| 97 | Kane Taylor | DL |
| 19 | Shemar Thornton | WR |
| 5 | Demarcus Townsend | RB |
| 7 | Josh Turner | DB |
| 82 | Jordan Underwood | WR |
| 23 | Andrew Volmar | DB |
| 28 | Jesson Walker | DB |
| 43 | Nate White | DL |
| 5 | Chris Whittaker | DL |
| 7 | Kaylan Wiggins | QB |
| 87 | Kamareon Williams | TE |
| 71 | Kamaren Williams | OL |
| 32 | Maleek Williams | RB |
| 21 | EJ Wilson Jr. | RB |
| 98 | Jordan Woods | DL |
| 31 | Tommy Zozus | LS |

NUMERICAL

| No. | Name | Pos. | Ht. | Wt. | Yr. | Hometown/HS/Previous School |
|-----|--------------------|-------|-----|-----|-------|---|
| 58 | Tyson Maeva | LB | 6-0 | 230 | R-Sr. | San Diego, Calif. / San Diego Cathedral Catholic HS / Boise St. |
| 58 | Kristoff Pollas | OL | 5-9 | 260 | Fr. | Fort Lauderdale, Fla. / St. Thomas Aquinas HS |
| 60 | Clayton Senior III | DL | 6-3 | 230 | Fr. | Jacksonville, Fla. / Atlantic Coast HS |
| 61 | Joey Maya | LB | 6-0 | 210 | R-Fr. | Apex, N.C. / Middle Creek HS |
| 62 | Mereshawn Miller | OL | 6-2 | 313 | R-Jr. | Miami, Fla. / Miami Central HS |
| 63 | Noah Quier | OL | 6-4 | 310 | R-Fr. | Bradenton, Fla. / IMG Academy |
| 64 | Trevor Arnett | OL | 6-6 | 240 | Fr. | Lakeland, Fla. / Lake Gibson HS |
| 65 | Julius Pierce | OL | 6-5 | 265 | R-Fr. | Sanford, Fla. / Seminole HS |
| 66 | Jahmari Sylvester | OL | 6-5 | 317 | Fr. | Fort Lauderdale, Fla. / St. Thomas Aquinas HS |
| 67 | Obinna Nwankwo | OL | 6-3 | 290 | R-Sr. | Miramar, Fla. / Miramar HS / Florida A&M |
| 68 | Kameron Burns | OL | 6-4 | 270 | R-So. | Crawfordville, Fla. / Wakulla HS |
| 70 | Miles Frazier | OL | 6-5 | 304 | Fr. | Camden, N.J. / Milford Academy Prep |
| 71 | Kamaren Williams | OL | 6-4 | 290 | R-Jr. | Humble, Texas / Summer Creek HS / Trinity Valley CC |
| 72 | Sione Finau | OL | 6-3 | 300 | So. | Keller, Texas / Central HS |
| 73 | Lyndell Hudson Jr. | OL | 6-6 | 300 | R-So. | Brooksville, Fla. / Central HS |
| 74 | Maljon Joor | OL | 6-3 | 318 | Jr. | Jackson, Miss. / Callaway HS / Mississippi Gulf Coast CC |
| 75 | Rashad Colson | DL | 6-5 | 310 | R-Jr. | Miami, Fla. / Miami Norland HS |
| 75 | Jose Mirabal | OL | 6-5 | 285 | Fr. | Homestead, Fla. / South Dade HS |
| 77 | D'Antne Demery | OL | 6-5 | 320 | Sr. | Brunswick, Ga. / Brunswick HS / Hutchinson CC (KS) |
| 78 | Shamar Hobby-Lee | OL | 6-5 | 290 | R-Fr. | Tampa, Fla. / Jefferson HS |
| 79 | Logan Gunderson | OL | 6-5 | 318 | R-Jr. | Jacksonville, Fla. / Trinity Christian HS / ASA College |
| 80 | Kris Mitchell | WR | 6-1 | 175 | R-Fr. | Jacksonville, Fla. / Mandarin HS |
| 81 | John Jaramillo | WR | 5-9 | 170 | R-So. | Miami, Fla. / Southwest Miami HS |
| 82 | Jordan Underwood | WR | 6-0 | 180 | R-So. | Apopka, Fla. / Olympia HS |
| 83 | Carson Kaleo | WR | 5-9 | 170 | R-Jr. | Lutz, Fla. / Steinbrenner HS / Florida Tech |
| 84 | David O'Meara | TE | 6-5 | 245 | Jr. | Tallahassee, Fla. / Chiles HS |
| 85 | Jackson McDonald | TE/LS | 6-5 | 220 | R-Fr. | Marathon, Fla. / Marathon HS |
| 86 | KJ Reid-Jacques | DL | 6-3 | 210 | Fr. | Hollywood, Fla. / Chaminade-Madonna HS |
| 87 | Kamareon Williams | TE | 6-3 | 240 | So. | Delray Beach, Fla. / Atlantic HS |
| 88 | Sterling Palmer | TE | 6-6 | 235 | Jr. | Midlothian, Va. / Fork Union Military |
| 89 | Ty Danzy | DL | 6-5 | 235 | R-Fr. | Anderson, S.C. / Westside HS |
| 90 | Noah Curtis | DL | 6-6 | 267 | Sr. | Riviera Beach, Fla. / American Heritage |
| 92 | Jason Mercier | DL | 6-3 | 262 | Jr. | Boynton Beach, Fla. / Atlantic HS |
| 93 | Henry Omu | DL | 6-7 | 295 | R-Sr. | Kingston, Ga. / Atlanta Sports City Prep |
| 94 | Kevin Oliver | DL | 6-4 | 263 | Sr. | Davie, Fla. / Western HS |
| 95 | Andrew Tarver | DL | 6-1 | 295 | R-Sr. | Powder Springs, Ga. / McEachern HS |
| 96 | David Reynolds | DL | 6-4 | 245 | So. | Nashville, Tenn. / Ensworth HS |
| 97 | Kane Taylor | DL | 6-3 | 280 | R-Jr. | Clearwater, Fla. / Clearwater HS / East Mississippi CC |
| 98 | Jordan Woods | DL | 6-4 | 275 | R-Sr. | Citra, Fla. / North Marion HS / Georgia Tech |
| 99 | Davon Strickland | DL | 6-1 | 263 | R-So. | Hollywood, Fla. / South Broward HS |

COACHING STAFF

| Name | Coaching Title | Year at FIU | Alma Mater |
|-------------------|--------------------------------|-------------|------------------------------------|
| Butch Davis | Head Coach | 4th Season | Arkansas '74 |
| Jeff Copp | Co-Def. Coord./Linebackers | 4th Season | Boise State '01, ASU '03 |
| Jerod Kruse | Co-Def. Coord./Defensive Backs | 2nd Season | Emporia State '00 & '07 |
| Rich Skrosky | Off. Coord./Quarterbacks | 4th Season | Ramapo '83 |
| Drew Davis | Tight Ends | 4th Season | Ole Miss '17 |
| Tim Harris Jr. | Running Backs | 6th Season | Miami (Fla.) '08 |
| Kenard Lang | Defensive Line | 2nd Season | Miami (Fla.) '97 |
| DJ McCarthy | Wide Receivers | 1st Season | Washington '94 |
| Bryn Renner | Cornerbacks/Recruiting Coord. | 4th Season | North Carolina '14 |
| Joel Rodriguez | Offensive Line | 1st Season | Miami (Fla.) '05 |
| Harrison Green | Special Teams Coord. | 1st Season | Penn State '13, SMU '16 |
| Sean Binckes | GA - Offense | 1st Season | LIU Post '16 |
| Wisly Desire | GA - Offensive Line | 2nd Season | Jacksonville University '13 |
| Nigel Madison | GA - Defensive Line | 1st Season | Concordia University Ann Arbor '17 |
| Antonio Rodriguez | GA - Defense | 1st Season | FIU '20 |

QUICK FACTS

UNIVERSITY INFORMATION

Location.....Miami, Florida
 Founded/Opened.....1965/1972
 Enrollment.....54,000
 Nickname.....Panthers
 Mascot Name.....Roary
 Fight Song.....FIU Fight Song
 Colors.....Blue (PMS 282) & Gold (PMS 871)
 Affiliation.....NCAA Division I (FBS)
 Conference.....Conference USA (East Div)
 School President.....Dr. Mark B. Rosenberg
 Director of Sports & Ent.....Pete Garcia
 Team Twitter.....@FIUFootball
 Athletics Twitter.....@FIUAthletics
 Website.....FIUSports.com
 Conference Website.....ConferenceUSA.com

STADIUM INFORMATION

Venue.....Riccardo Silva Stadium (20,000)
 Surface.....Field Turf
 First Year.....2008
 First Game at Riccardo Silva.....Sept. 20, 2008
 Result.....L, 9-17 vs. USF
 Record at Riccardo Silva.....37-36 (12 yrs)
 Largest Crowd.....22,682 vs. Duke (10/1/11)
 %27,339 vs. Miami (11/23/19)
 Ticket Office Phone.....(305) FIU-GAME
 % - Home game played at Marlins Park

FIU FOOTBALL HISTORY

First Year of Football.....2002
 All-Time Record.....69-139 (18 yrs)
 #All-Time On-Field Record.....79-139 (18 yrs)
 All-Time C-USA Record.....25-31 (7 yrs)
 All-Time Sun Belt Record.....20-37 (8 yrs)
 All-Time Home Record.....51-55 (18 yrs)
 All-Time Road Record.....26-81 (18 yrs)
 Versus AP Top 25.....0-8
 Bowl Appearances.....5 ('10-'11, '17-'19)
 Bowl Record.....2-3
 Most Wins in Single-Season.....9 (2018)
 NFL Draft Picks.....10
 # - Wins in 2003 (2-10), 2004 (3-7) and 2005 (4-6, 3-4 SBC) were vacated

THE PANTHERS IN 2020

2019 Record.....6-7
 C-USA Record/Finish.....3-5/6th (East)
 Last Bowl Appearance.....2019 Camellia Bowl
 Bowl Result.....L, 26-34 vs. Arkansas State
 Head Coach.....Butch Davis
 Alma Mater.....Arkansas '74
 Record at FIU.....23-16 (3 years)
 Career Record.....102-59 (13 years)
 Basic Offense.....Pro Set
 Basic Defense.....Multiple 4-3
 Returning Letterwinners.....53/20
 Starters Returning/Lost.....14/11
 Offense.....5/6
 Defense.....7/4
 Special Teams.....2/1

SCHEDULE INFO/RETURNING STARTERS

2020 SCHEDULE

| Date | Opponent (TV) | Location | Series Record |
|----------------|-----------------------------------|-------------------|------------------------------|
| Sept. 26 | at Liberty (ESPNU) | Lynchburg, VA | First Meeting |
| Oct. 10 | Middle Tennessee* (ESPNU) | Miami, FL | MT leads, 10-4/10-5# |
| Oct. 17 | at Charlotte* (ESPNU) | Charlotte, NC | FIU leads, 5-0 |
| Oct. 23 | Jacksonville State (ESPN+) | Miami, FL | First Meeting |
| Oct. 30 | Marshall* (CBSSN) | Miami, FL | Marshall leads, 6-2 |
| Nov. 7 | at UTEP* (ESPN+) | El Paso, TX | FIU leads, 3-1 |
| Nov. 13 | FAU* (CBSSN) | Miami, FL | FAU leads, 13-4/13-5# |
| Nov. 21 | at WKU* (ESPN+) | Bowling Green, KY | WKU leads 5-4/5-5# |
| Nov. 28 | Louisiana Tech* (ESPN+) | Miami, FL | LA Tech leads, 4-0 |

BOLD - home game
 * - Conference USA game
 # - Includes vacated win

2019 RESULTS (6-7, 3-5 C-USA)

| Date | Opponent (TV) | Result/Score | Attendance |
|-----------------|------------------------------------|----------------|---------------|
| Aug. 29 | at Tulane (ESPN3) | L/14-42 | 16,361 |
| Sept. 7 | WKU* (ESPN+) | L/14-20 | 13,311 |
| Sept. 14 | New Hampshire (ESPN+) | W/30-17 | 11,756 |
| Sept. 20 | at Louisiana Tech* (CBSSN) | L/31-43 | 18,782 |
| Oct. 5 | UMass (ESPN+) | W/44-0 | 12,746 |
| Oct. 12 | Charlotte* (ESPN+) | W/48-23 | 16,834 |
| Oct. 19 | UTEP* (ESPN+) | W/32-17 | 13,951 |
| Oct. 26 | at Middle Tennessee* (NFL Network) | L/17-50 | 9,512 |
| Nov. 2 | Old Dominion* (ESPN+) | W/24-17 | 14,644 |
| Nov. 9 | at FAU* (Stadium) | L/7-37 | 17,603 |
| Nov. 23 | Miami^ (CBSSN) | W/30-24 | 27,339 |
| Nov. 30 | at Marshall* (CBSSN) | L/27-30 (OT) | 18,596 |
| Dec. 21 | vs. Arkansas State% (ESPN) | L/26-34 | 16,209 |

BOLD - home game
 * - Conference USA game
 ^ - home game played at Marlins Park
 % - Camellia Bowl (Montgomery, Alabama)

MEDIA INFO

PRACTICE COVERAGE

Due to COVID-19 restrictions, practices this week will be closed to the media. Interviews are available upon request. All interview requests must be directed to the FIU Athletic Communications Office at least 24 hours in advance. Please send all requests via email to tyson.rodgers@fiu.edu.



TYSON RODGERS
 Assistant Athletic Director
 Primary Football Contact
 O: 305-348-2084
 C: 662-418-2982
 Email: tyson.rodgers@fiu.edu



TYLER BRAIN
 Communications Director
 Secondary Football Contact
 C: 256-616-3097
 Email: tbrain@fiu.edu

FIU Athletics Address
 11200 SW 8th Street
 OBCC 211
 Miami, FL 33199

Riccardo Silva Stadium Address
 11200 SW 8th Street
 Miami, FL 33199
 Modesto A. Maidique Campus

REFER AS FIU PANTHERS

Florida International University has a long and storied history across all of its Division I NCAA programs. We respectfully ask that you refer to our University's athletic programs as the FIU Panthers.

Please refrain from using any of the following
Fla Int'l = use FIU
Golden Panthers = use Panthers

STAT RANKINGS

STAT BREAKDOWN

| Category | FIU | OPP |
|--------------------------|-------|-------|
| Points/Game | 34.0 | 16.5 |
| First Downs | 16 | 73 |
| Rushing Yards/Game | 168.0 | 113.8 |
| Passing Yards/Game | 136.0 | 213.0 |
| Total Off. Yards/Game | 304.0 | 326.8 |
| Total Yards Allowed/Game | 527.0 | 395.3 |
| Third Down Conv. | 45.5% | 42.1% |
| Turnovers Gained | 0 | 4 |
| Turnovers Lost | 1 | 9 |
| Sacks | 3 | 2 |
| Red Zone Offense | 100% | 87.5% |
| Red Zone Defense | 85.7% | 94.4% |
| Time of Possession/Game | 22:38 | 28:12 |
| Penalty Yards/Game | 127.0 | 54.25 |

C-USA RANKINGS

| Category | FIU |
|----------------------------|------|
| Points/Game | 4th |
| Points Allowed/Game | 8th |
| First Downs | 11th |
| Rushing Yards/Game | 6th |
| Rushing Yards Allowed/Game | 9th |
| Passing Yards/Game | 11th |
| Passing Yards Allowed/Game | 9rd |
| Total Off. Yards/Game | 11th |
| Total Yards Allowed/Game | 11th |
| Third Down Conv. | 5th |
| Turnovers Gained | N/A |
| Turnovers Lost | 1st |
| Sacks | 2nd |
| Sacks Allowed | 12th |
| Red Zone Offense | 1st |
| Red Zone Defense | 7th |
| Time of Possession/Game | 11th |
| Penalty Yards/Game | 12th |

NCAA RANKINGS

| Category | FIU |
|----------------------------|-------|
| Points/Game | 25th |
| Points Allowed/Game | 62nd |
| First Downs | 73rd |
| Rushing Yards/Game | 32nd |
| Rushing Yards Allowed/Game | t65th |
| Passing Yards/Game | 68th |
| Passing Yards Allowed/Game | 64th |
| Total Off. Yards/Game | 66th |
| Total Yards Allowed/Game | 71st |
| Third Down Conv. | t28th |
| Turnovers Gained | N/A |
| Turnovers Lost | 1st |
| Sacks | 20th |
| Sacks Allowed | 73rd |
| Red Zone Offense | t4th |
| Red Zone Defense | t38th |
| Time of Possession/Game | 73rd |
| Penalty Yards/Game | 74th |

GAME NOTES



After missing all of 2019 due to injury, Bryce Singleton will get his first game action since the 2018 Bahamas Bowl.



Rishard Dames led the team in INTs last year after picking off the opposing QB four times. He also earned 59 tackles.

SCOUTING THE BLUE RAIDERS

Middle Tennessee enters Saturday's game with an 0-4 mark, with losses to Army (42-0), Troy (47-14), UTSA (37-35) and WKU (20-17). After being outscored 89-14 in their first two defeats, the Blue Raiders have lost by a combined five points in their last two defeats.

QB Asher O'Hara leads the squad on through the air and on the ground, with the redshirt junior throwing for 744 yards and rushing for 222 over the first four games. O'Hara has tossed four TDs this season, while running for a pair. The QB has also thrown five INTs, which is tied for the third-most in the nation.

MIDDLE TENN VS. DAVIS

FIU has faced division foe Middle Tennessee three times under head coach Butch Davis, with the Blue Raiders holding a 2-1 edge. MT's last visit to Riccardo Silva Stadium resulted in a 24-21 victory for the Panthers however, as Olin Cushion secured the win after an INT in the back of the endzone.

FIU VS. MT (BUTCH DAVIS ERA)

| Date | Location | FIU Result |
|----------|-----------------|------------|
| 10/10/20 | at FIU | ??? |
| 10/26/19 | at Middle Tenn. | L/17-50 |
| 10/13/18 | at FIU | W/24-21 |
| 10/7/17 | at Middle Tenn. | L/17-37 |

FIU ON ESPNU

FIU's showdown against Middle Tennessee will appear on ESPNU this Saturday, as the Panthers earn back-to-back games on the network. The Panthers have never appeared on ESPNU in back-to-back games and the appearance this Saturday will be just the ninth overall for the football program. FIU is 1-7 on the network, with its only win coming in a 34-24 victory over FAU in 2012.

HOME/C-USA OPENER

FIU will host its first home game of the 2020 season on Saturday, as the Middle Tennessee Blue Raiders visit Miami. The Oct. 10 date for FIU's home opener is the latest ever for the Panthers. Overall, FIU is 6-12 in home openers all-time.

The Panthers are 1-2 under head coach Butch Davis in home openers, with a win over Alcorn State in 2017 and losses to Indiana and WKU in 2018 and 2019. For C-USA openers, FIU is 2-1 under Davis.

FIU HOMECOMING 2020

This Saturday's game against the Blue Raiders will serve as Homecoming for FIU. Under head coach Butch Davis, the Panthers are 3-0 for Homecoming games, with wins over Rice, UTSA and Charlotte.

Overall, Davis is an impressive 12-1 all-time for Homecoming games dating back to his time at North Carolina and Miami. Davis is on a 11-game winning streak for Homecoming contests as well.

HOMECOMING GAMES FOR BUTCH DAVIS

| Date | Team vs. Opp. | Result |
|----------|------------------------|---------|
| 10/10/20 | FIU vs. Middle Tenn. | ??? |
| 10/12/19 | FIU vs. Charlotte | W/48-23 |
| 10/20/18 | FIU vs. Rice | W/36-17 |
| 11/4/17 | FIU vs. UTSA | W/14-7 |
| 10/30/10 | UNC vs. William & Mary | W/21-17 |
| 11/7/09 | UNC vs. Duke | W/19-6 |
| 11/8/08 | UNC vs. Georgia Tech | W/28-7 |
| 11/3/07 | UNC vs. Maryland | W/16-13 |
| 11/4/00 | Miami vs. Va Tech | W/41-21 |
| 11/20/99 | Miami vs. Rutgers | W/55-0 |
| 10/31/98 | Miami vs. Boston Coll. | W/35-17 |
| 11/15/97 | Miami vs. Rutgers | W/51-23 |
| 11/16/96 | Miami vs. Va Tech | L/7-21 |
| 10/28/95 | Miami vs. Temple | W/36-12 |

2020 TRENDS

LEADING/TRAILING/TIED

| | |
|-----------------------------|-----|
| Leading At Half: | 0-0 |
| Trailing At Half: | 0-0 |
| Tied At Half: | 0-1 |
| Leading After 3rd Quarter: | 0-1 |
| Trailing After 3rd Quarter: | 0-0 |

SCORING

| | |
|-------------------------------|-----|
| Scores First: | 0-1 |
| Opponent Scores First: | 0-0 |
| Shutout at Half: | 0-0 |
| Holds Opp. Scoreless at Half: | 2-0 |
| Scores 20+ Points: | 0-1 |
| Scores Under 20 Points: | 0-0 |
| Allows 20+ Points: | 0-1 |
| Holds Opp. Under 20 Points: | 0-0 |

TOTAL YARDS

| | |
|--------------------------------|-----|
| Less Than 300 Yards: | 0-0 |
| 300+ Total Offense: | 0-1 |
| 400+ Total Offense: | 0-0 |
| 500+ Total Offense: | 0-0 |
| 600+ Total Offense: | 0-0 |
| Hold Opp. Less Than 300 Yards: | 0-0 |
| Allow Opp. 300+ Yards: | 0-0 |
| Allow Opp. 400+ Yards: | 0-0 |
| Allow Opp. 500+ Yards: | 0-1 |
| Allow Opp. 600+ Yards: | 0-0 |

RUSH YARDS

| | |
|-----------------------------|-----|
| Less Than 100 Yards: | 0-0 |
| 100+ Yards Rushing: | 0-1 |
| 200+ Yards Rushing: | 0-0 |
| 300+ Yards Rushing: | 0-0 |
| Holds Opp. Under 100 Yards: | 0-0 |
| Allows 100+ Yards Rushing: | 0-0 |
| Allows 200+ Yards Rushing: | 0-1 |
| Allows 300+ Yards Rushing: | 0-0 |

PASS YARDS

| | |
|-----------------------------|-----|
| Less Than 200 Yards: | 0-1 |
| 200+ Yards Passing: | 0-0 |
| 300+ Yards Passing: | 0-0 |
| 400+ Yards Passing: | 0-0 |
| 500+ Yards Passing: | 0-0 |
| Holds Opp. Under 200 Yards: | 0-0 |
| Allows 200+ Yards Passing: | 0-0 |
| Allows 300+ Yards Passing: | 0-1 |
| Allows 400+ Yards Passing: | 0-0 |
| Allows 500+ Yards Passing: | 0-0 |

TURNOVERS

| | |
|----------------------|-----|
| Has 0 Turnovers: | 0-1 |
| Has 1 Turnover: | 0-0 |
| Has 2 Turnovers: | 0-0 |
| Has 3+ Turnovers: | 0-0 |
| Forces 0 Turnovers: | 0-1 |
| Forces 1 Turnover: | 0-0 |
| Forces 2 Turnover: | 0-0 |
| Forces 3+ Turnovers: | 0-0 |

GAME NOTES



THE PRICE IS RIGHT

Senior D'vonte Price opened the 2020 season with a career-high 148 yards rushing, while earning a pair of touchdowns on the ground and one on the receiving end of a Stone Norton TD toss.

Price had TD runs of 65 and 30-yards, which gave him an 11.4 yards per carry average. That average tops the C-USA and ranks second in the country.

NATION LEADERS YARDS PER CARRY

| Rnk | Player (School) | Avg. |
|-----|----------------------------|------|
| 1. | Khalil Herbert (Va Tech) | 12.0 |
| 2. | D'vonte Price (FIU) | 11.4 |
| 3. | Brad Roberts (Air Force) | 10.3 |
| 4. | Haaziq Daniels (Air Force) | 9.6 |
| 5. | Nick Tronti (FAU) | 9.4 |

MR. 1,000

After his 148-yard performance at Liberty on Sept. 26, senior D'vonte Price surpassed the 1,000-yard career rushing mark at FIU. Price has earned 1,088 rushing yards at FIU, on only 168 total carries.

1,000 YARD RUSHERS

| Rnk | Player (Years) | Yards |
|-----|----------------------------|-------|
| 1. | Alex Gardner (2014-17) | 3,063 |
| 2. | Rashod Smith (2002-04) | 2,195 |
| 3. | Kendrick Rhodes (2010-12) | 2,166 |
| 4. | Napoleon Maxwell (2014-19) | 2,159 |
| 5. | Anthony Jones (2015-19) | 2,011 |
| 6. | Darriet Perry (2008-11) | 1,809 |
| 7. | A'mod Ned (2005-08) | 1,666 |
| 8. | Julian Reams (2005-08) | 1,402 |
| 9. | Darian Mallery (2009-12) | 1,256 |
| 10. | D'vonte Price (2017-pres.) | 1,088 |

FLEX OFF TO THE RACES

Lexington "Flex" Joseph had quite the start to the 2020 campaign, as the sophomore returned the opening kickoff 100 yards to put FIU ahead 7-0 at Liberty. The 100-yard return tied FIU's school return, set first by Richard Leonard on Nov. 16, 2012 against FAU.

Joseph finished the game with 255 total return yards and a 42.5 average per return, which tops the C-USA and ranks fourth in the nation. After his efforts, Joseph was named C-USA Special Teams Player of the Week.

NATION LEADERS IN KO RETURN YARDS

| Rnk | Player (School) | Avg. |
|-----|-----------------------------|------|
| 1. | Ebner Trestan (Baylor) | 67.3 |
| 2. | Donavon Green (Wake Forest) | 43.5 |
| 3. | Kenny McIntosh (Georgia) | 43.0 |
| 4. | Lexington Joseph (FIU) | 42.5 |
| 5. | Amare Jones (Tulane) | 39.6 |

STONE NORTON EXPERIENCE

FIU played three quarterbacks at Liberty to open the season, with Stone Norton making the biggest impact. The redshirt freshman was 9-of-13 passing, with 120 and a pair of TD tosses to Bryce Singleton and D'vonte Price.

WELCOME BACK, BRYCE

In his first action since Dec. 21, 2018, Bryce Singleton caught two catches for 50 yards. The redshirt junior was on the receiving end of a 45-yard bomb from Stone Norton which gave the WR his first TD since Nov. 3, 2018 vs. FAU.

SERIES HISTORY

All-Time Record: 5-10
Last Meeting: L/17-50 (10/26/19)
Longest Winning Streak by FIU: N/A
Longest Winning Streak by MT: 3 (2015-17)
At FIU: 4-3
At MT: 1-7
Neutral Site: N/A
Game Decided by 7 Points or Less: 2-4
Most Points Scored by FIU: 38 (11/15/14)
Most Points Scored by MT: 50 (10/26/19)
Largest Margin of Victory for FIU: 13 (2011)
Largest Margin of Victory for MT: 33 (2019)

GAMES NOTES



Senior D'vonte Price rushed for a career-best 148 yards on the ground in the season opener at Liberty.



In Stone Norton's first appearance at FIU, the redshirt freshman tossed two TDs on 9-of-13 and 120 yards

THE CAMPAIGN FOR PANTHER QB 2020

FIU has had great success with its last two QBs, as James Morgan (Jets) and Alex McGough (Seahawks) were both taken in the NFL Draft. Morgan being selected this past offseason and McGough going in the 2018 NFL Draft.

Among the four candidates vying for the starting QB job this season, the group owns a total of 10 combined starts. Maryland transfer Max Bortenschlager leads the way with nine, while Kaylan Wiggins owns one. This year's QB job is truly a toss up with no spring practice however, as all four Panther QBs will have a shot at starting and playing.

LAST 2 QBs FOR FIU DURING BUTCH DAVIS ERA

| Player | Pass Yds | Pass TDs | Pass Eff. | Years at FIU |
|--------------|----------|----------|-----------|--------------|
| Alex McGough | 9,091 | 65* | 128.1 | 2014-17 |
| James Morgan | 5,375 | 40 | 143.4* | 2018-19 |

* - School record

PRICE PACES PANTHERS AVG PER RUSH

D'vonte Price has earned a 6.06 average per rush for his career, which is the current record for FIU. Price has only earned 155 rushes over the last three seasons, as he sat behind three other names on the list, Napoleon Maxwell, Anthony Jones and Alex Gardner.

AVERAGE PER RUSH - CAREER (MIN. 100 ATT.)

| Rnk | Avg. | Player | Years |
|-----|------|------------------------------|------------|
| 1. | 6.06 | D'vonte Price (155-940) | 2017-pres. |
| 2. | 5.62 | Ben West (120-674) | 2004-05 |
| 3. | 5.51 | Napoleon Maxwell (392-2,159) | 2014-19 |
| 4. | 5.18 | Rashod Smith (424-2,195) | 2002-04 |
| 5. | 4.98 | Adam Gorman (178-886) | 2002-05 |
| 6. | 4.88 | Kedrick Rhodes (441-2,156) | 2010-12 |
| 7. | 4.80 | Anthony Jones (419-2,011) | 2015-19 |
| 8. | 4.72 | Darian Mallary (266-1,256) | 2009-12 |
| 9. | 4.55 | Jeremiah Harden (152-692) | 2010-12 |
| 10. | 4.47 | Alex Gardner (685-3,063) | 2014-17 |

TWIN MAGIC

Richard and Rishard Dames are one of just 53 FBS squads who have sets of brothers on their roster. These twins can provide double coverage in the secondary, as Richard plays safety and Rishard at corner.

The Dames Twins put up big numbers last season and look to be the leaders on defense in 2020.

DAMES TWINS IN 2019

| No. | Player | GP | TKL | TFL | PBU | INTS | TDS |
|-----|---------------|----|-----|-----|-----|------|-----|
| 3 | Richard Dames | 13 | 56 | 4.0 | 5 | 0 | 0 |
| 4 | Rishard Dames | 13 | 59 | 6.0 | 6 | 4 | 1 |

BIG LEG FOR HEATHERLY

In his first season at FIU, Tommy Heatherly had one of the best years for a Panther punter in school history. Heatherly averaged 42.98 per punt last season, which ranked as the second-best mark in school history.

Even more impressive, three of Heatherly's games rank in the Top 10 at FIU for highest punt average as he boomed a 50.3 at LA Tech, 50.0 vs. New Hampshire and 49.3 vs. Arkansas State in the 2019 Camellia Bowl. Two of Heatherly's punts also ranked in the Top 10 at FIU for longest punts in a game, after he boomed a 68-yarder at FAU and a 62-yarder against Middle Tennessee.

HIGHEST PUNT AVERAGE - SINGLE GAME (MIN. 3 PUNTS)

| Rnk | No. | Player vs. Opp. | Date |
|-----|------|------------------------------------|----------|
| 1. | 52.2 | Stone Wilson vs. Florida Atlantic | 11/18/17 |
| 2. | 50.7 | Chris Cook vs. Troy | 10/6/07 |
| 3. | 50.3 | Tommy Heatherly at Louisiana Tech | 9/20/19 |
| 4. | 50.0 | Tommy Heatherly vs. New Hampshire | 9/14/19 |
| 5. | 49.5 | Carlos Munera at Louisiana | 11/1/08 |
| 6. | 49.3 | Tommy Heatherly vs. Arkansas State | 12/21/19 |
| 7. | 49.2 | Josh Brisk vs. North Texas | 9/1/11 |
| 8. | 48.3 | Stone Wilson vs. Florida Atlantic | 11/3/18 |
| | 48.3 | Stone Wilson at Middle Tennessee | 10/7/17 |
| | 48.3 | Carlos Munera vs. Louisiana (OT) | 10/31/09 |

GAME NOTES



In his first game as a Panther, Boise State transfer Tyson Maeva earned eight tackles against Liberty.



D'Antne Demery was named to the Outland Trophy Watch List this past preseason to garner buzz ahead of 2020.



Kevin Oliver broke FIU's record for most QB hurries in a single-season with eight in 2019. He has nine for his career.

2020 PLAYER HONORS

LEXINGTON JOSEPH | RB/KR | SO

- C-USA Special Teams POW (Sept. 26)

TOMMY HEATHERLY | P | SR

- Ray Guy Award Watch List

D'ANTNE DEMERY | OL | SR

- Outland Trophy Watch List

2020 UNIFORM WATCH

AT LIBERTY (SEPT. 26 | L/34-36)

All white, gold numbers and trim

MIDDLE TENN. (OCT. 10)

???

AT CHARLOTTE (OCT. 17)

???

JACKSONVILLE STATE (OCT. 23)

???

MARSHALL (OCT. 30)

???

AT UTEP (NOV. 7)

???

FAU (NOV. 13)

???

AT WKU (NOV. 21)

???

LA TECH (NOV. 28)

???

BUZZ FOR DEMERY

D'Antne Demery racked up the preseason honors this past summer, as the 6-5, 320-pound left tackle earned preseason all-conference honors from the C-USA and publications Athlon and Phil Steele. Demery was also named to the Outland Trophy Watch List by the Football Writers Association of America (FWAA).

OLIVER IN A HURRY

Senior Kevin Oliver earned eight QB hurries last season, which broke FIU's single-season record. Oliver currently ranks fourth at FIU for his nine QB hurries overall. The defensive end sits behind Greg Hickman's 13 earned from 2010-13.

SCHEDULE CHANGES

Due to COVID-19, the start date for FIU's 2020 is officially Sept. 26 at Liberty. FIU's original season opener against Jacksonville State (Sept. 3) was moved to Oct. 23. The Panthers are slated to play nine opponents for the regular season, with the loss of UCF (Sept. 12), Old Dominion (Sept. 19) and UMass (Oct. 24).

| Date | Opponent |
|---------------------|---------------------------------|
| Sept. 3 | Jacksonville State** |
| Sept. 12 | at UCF |
| Sept. 19 | at Old Dominion |
| Sept. 26 | at Liberty |
| Oct. 10 | Middle Tennessee |
| Oct. 17 | Charlotte |
| Oct. 24 | at UMass |
| Oct. 31 | Marshall |
| Nov. 7 | at UTEP |
| Nov. 14 | FAU |
| Nov. 21 | WKU |
| Nov. 28 | LA Tech |

** - Game Rescheduled to Oct. 23

WALK-ON TO SCHOLARSHIP

Obinna Nwankwo and Nikholi Jaghai were awarded scholarships this preseason, as the pair became the 13th and 14th walk-ons to earn scholarships since Butch Davis took over the football program in 2017.

NUMBER CHANGES

The Panthers gave the FIU football equipment staff quite the headache this past offseason, as 16 players swapped numbers.

| Player | Old # > New # |
|-----------------|---------------|
| Dorian Hall | 36 > 0 |
| JJ Holloman | 4 > 1 |
| Bryce Singleton | 9 > 2 |
| Richard Dames | 38 > 3 |
| Rishard Dames | 35 > 4 |
| Chris Whittaker | 47 > 5 |
| Jamal Gates | 59 > 9 |
| Daniel Jackson | 40 > 10 |
| Josh Powell | 48 > 11 |
| Nikholi Jaghai | 17 > 18 |
| Benny McCray | 27 > 22 |
| Henry Gray | 10 > 27 |
| Dontae Keys | 76 > 51 |
| Kameron Burns | 91 > 68 |
| Henry Omu | 76 > 93 |
| Kane Taylor | 70 > 97 |



AP TOP 25 POLL

| Rk. | Team | Points | LW | Rec. |
|-----|----------------|--------|----|------|
| 1 | Clemson (52) | 1,536 | 1 | 3-0 |
| 2 | Alabama (8) | 1488 | 2 | 2-0 |
| 3 | Georgia | 1,380 | 4 | 2-0 |
| 4 | Florida | 1,340 | 3 | 2-0 |
| 5 | Notre Dame | 1,239 | 5 | 2-0 |
| 6 | Ohio State (2) | 1165 | 6 | 0-0 |
| 7 | Miami (Fla.) | 1,148 | 8 | 3-0 |
| 8 | North Carolina | 944 | 12 | 2-0 |
| 9 | Penn State | 935 | 10 | 0-0 |
| 10 | Oklahoma State | 919 | 17 | 3-0 |
| 11 | Cincinnati | 895 | 15 | 3-0 |
| 12 | Oregon | 786 | 14 | 0-0 |
| 13 | Auburn | 731 | 7 | 1-1 |
| 14 | Tennessee | 717 | 21 | 2-0 |
| 15 | BYU | 661 | 22 | 3-0 |
| 16 | Wisconsin | 619 | 19 | 0-0 |
| 17 | LSU | 478 | NR | 4-0 |
| 18 | SMU | 393 | NR | 4-0 |
| 19 | Virginia Tech | 391 | NR | 2-0 |
| 20 | Michigan | 350 | 23 | 0-0 |
| 21 | Texas A&M | 330 | 13 | 1-1 |
| 22 | Texas | 228 | 9 | 2-1 |
| 23 | Louisiana | 228 | NR | 3-0 |
| 24 | Iowa State | 215 | NR | 2-1 |
| 25 | Minnesota | 145 | NR | 0-0 |

Others receiving votes: Kansas State 142, USC 115, Mississippi State 112, UCF 112, TCU 97, Marshall 49, Tulsa 46, Utah 30, Iowa 26, Coastal Carolina 25, Oklahoma 20, Ole Miss 18, NC State 18, UAB 15, Army 14, West Virginia 13, Memphis 12, Arkansas

C-USA NOTES

AROUND THE C-USA

AMWAY COACHES POLL

| Rk. | Team | Points | LW | Rec. |
|-----|----------------|--------|----|------|
| 1 | Clemson (46) | 1533 | 1 | 3-0 |
| 2 | Alabama (14) | 1496 | 2 | 2-0 |
| t3 | Georgia | 1372 | 4 | 2-0 |
| t3 | Florida | 1372 | 3 | 2-0 |
| 5 | Notre Dame | 1256 | 5 | 2-0 |
| 6 | Ohio State (2) | 1192 | 6 | 0-0 |
| 7 | Miami (Fla.) | 1149 | 8 | 3-0 |
| 8 | Penn State | 983 | 10 | 0-0 |
| 9 | North Carolina | 982 | 11 | 0-0 |
| 10 | Oklahoma State | 818 | 19 | 3-0 |
| 11 | Cincinnati | 807 | 15 | 3-0 |
| 12 | Tennessee | 744 | 20 | 2-0 |
| 13 | Auburn | 701 | 7 | 1-1 |
| 14 | Wisconsin | 668 | 18 | 2-0 |
| 15 | BYU | 646 | 22 | 3-0 |
| 16 | LSU | 616 | 17 | 1-1 |
| 17 | Oregon | 494 | NR | 0-0 |
| 18 | Virginia Tech | 423 | 23 | 2-0 |
| 19 | Michigan | 409 | 21 | 0-0 |
| 20 | Texas A&M | 339 | 13 | 1-1 |
| 21 | SMU | 304 | NR | 4-0 |
| 22 | Texas | 295 | 9 | 2-1 |
| 23 | Louisiana | 207 | NR | 3-0 |
| 24 | Iowa State | 137 | NR | 2-1 |
| 25 | Minnesota | 127 | 12 | 0-0 |

SATURDAY, OCTOBER 10

UTSA at BYU (ESPN2) 3:30 p.m.
 Middle Tenn. at FIU (ESPNU) 4 p.m.
 FAU at Southern Miss (Stadium) 4 p.m.
 UTEP at LA Tech (ESPN2) 7:30 p.m.
 Marshall at WKU (Stadium) 7:30 p.m.
 Charlotte at North Texas (ESPNU) 8 p.m.
 UAB at Rice, postponed.

PLAYERS OF THE WEEK

OFFENSE

Luke Anthony, LA Tech
 Gr, QB, Dallas, Texas
 17-30 for 314 yards, 6 total TDs

DEFENSE

Jamal Ligon, UTSA
 Fr., LB, Tyler, Texas
 19 tackles, 1.5 sacks

SATURDAY, OCTOBER 17

WKU at UAB (Stadium) 1:30 p.m.
 Army at UTSA (CBSSN) 1:30 p.m.
 North Texas at Middle Tenn. (Stadium) 5 p.m.
 FIU at Charlotte (ESPN3/+) 6 p.m.
 Marshall at LA Tech (CBSSN) 6 p.m.
 Southern Miss at UTEP (ESPN3/+) 9 p.m.

SPECIAL TEAMS

Lexington Joseph, FIU
 So., RB/KR, Miami, Florida
 100 yd KO TD, 255 total KO yds

2020 C-USA STANDINGS

EAST DIVISION

| Team | Conf. | CPct. | Overall | Pct |
|------------------|-------|-------|---------|-------|
| Florida Atlantic | 1-0 | 1.000 | 1-0 | 1.000 |
| WKU | 1-0 | 1.000 | 1-2 | 0.333 |
| Marshall | 0-0 | 0.000 | 2-0 | 1.000 |
| FIU | 0-0 | 0.000 | 0-1 | 0.000 |
| Charlotte | 0-1 | 0.000 | 0-2 | 0.000 |
| Middle Tenn. | 0-2 | 0.000 | 0-4 | 0.000 |

WEST DIVISION

| Team | Conf. | CPct. | Overall | Pct |
|----------------|-------|-------|---------|-------|
| UAB | 1-0 | 1.000 | 3-1 | 0.750 |
| Louisiana Tech | 1-0 | 1.000 | 2-1 | 0.667 |
| UTSA | 1-1 | 0.500 | 3-1 | 0.750 |
| Southern Miss | 1-1 | 0.500 | 1-3 | 0.250 |
| UTEP | 0-0 | 0.000 | 3-1 | 0.750 |
| Rice | 0-0 | 0.000 | 0-0 | 0.000 |
| North Texas | 0-1 | 0.000 | 1-2 | 0.333 |



OLD NOTES

SEASON OPENERS

FIU has earned a 3-15 (4-14) record in season openers, with the Panthers owning a 1-9 (2-10) record for season openers on the road. The Panthers have not won a season opener since 2015's 15-14 slug fest against UCF in Orlando.

Due to the COVID-19 outbreak, this year's season opener on Sept. 26, 2020 at Liberty will be FIU's latest season opener in program history.

| Date | Opponent | Result |
|---------|-------------------|--------------|
| 8/29/02 | Saint Peter's | W/27-3 |
| 9/6/03 | at Indiana State | L/10-13 |
| 9/11/04 | at Youngstown St. | W/22-16 (OT) |
| 9/3/05 | at Kansas State | L/21-35 |
| 8/31/06 | Middle Tennessee | L/6-7 |
| 9/1/07 | at #17 Penn State | L/0-59 |
| 8/30/08 | at Kansas | L/10-40 |
| 9/12/09 | at #4 Alabama | L/14-40 |
| 9/11/10 | Rutgers | L/14-19 |
| 9/1/11 | North Texas | W/41-16 |
| 9/1/12 | at Duke | L/26-46 |
| 8/31/13 | at Maryland | L/10-43 |
| 8/30/14 | Bethune-Cookman | L/12-14 |
| 9/3/15 | at UCF | W/15-14 |
| 9/1/16 | Indiana | L/13-34 |
| 8/31/17 | at UCF | L/17-61 |
| 9/1/18 | Indiana | L/28-38 |
| 8/29/19 | at Tulane | L/14-42 |
| 9/26/20 | at Liberty | L/34-36 |

REWRITING RECORDS

Players under Butch Davis have broken 23 single-game, 15 season and 16 career records and those are just in the individual section of the FIU record books.

SECURE THE BAG

FIU only turned the ball over 15 times last season, which ranked the Panthers 33rd overall in the country for that category and fourth in Conference USA.

Those great turnover numbers were thanks to current New York Jet James Morgan, who protected the ball well in 2019 as the Panthers only threw six interceptions. That total ranked as the 12th-lowest in the country and second in the league.

PROTECTION UP FRONT

The FIU offensive line ranked fifth in the nation last season for sacks allowed, as the Panther big men gave up only 14 sacks.

The 14 sacks allowed ranked as the second lowest ever allowed in FIU history.

FIU VS. TOP 25 SACK TEAMS IN NATION

| Team | Rank | FIU Total Allowed |
|--------------|-------|-------------------|
| Miami (Fla.) | t7th | 0 |
| Charlotte | t18th | 1.0 |
| FAU | t24th | 0 |
| Marshall | t24th | 1.0 |

D-LINE TURNAROUND

After four games to start 2019, the Panthers had earned only three sacks. After those first three games however, FIU got to the QB 18 times in the last nine games to make a drastic improvement upfront.

A large part of that success was due to Chris Whittaker and Alexy Jean-Baptiste. The pair combined for eight of FIU's 21 total sacks in 2019.

GAME-BY-GAME SACKS TOTALS

| Date | Opponent | Total |
|----------|---------------------|-------|
| 8/29/19 | at Tulane | 1.0 |
| 9/7/19 | WKU | 0 |
| 9/14/19 | New Hampshire | 1.0 |
| 9/20/19 | at Louisiana Tech | 1.0 |
| 10/5/19 | UMass | 2.5 |
| 10/12/19 | Charlotte | 1.5 |
| 10/19/19 | UTEP | 3.0 |
| 10/26/19 | at Middle Tennessee | 0 |
| 11/2/19 | Old Dominion | 3.0 |
| 11/9/19 | at FAU | 1.0 |
| 11/23/19 | Miami (Fla.) | 1.0 |
| 11/30/19 | at Marshall | 3.0 |
| 12/21/19 | vs. Arkansas State | 3.0 |

DRAFT DAY FOR FIU PAIR

FIU had two players selected in the 2020 NFL Draft as quarterback James Morgan and cornerback Stantley Thomas-Oliver III were taken. Morgan was selected with the 125th pick in the fourth round by the New York Jets, while Thomas-Oliver was taken with the 221st pick in the seventh round by the Carolina Panthers.

With the selection of Morgan, FIU joins LSU, Oklahoma and Washington State as the only schools to have multiple QBs drafted since 2018. In addition, the two picks for FIU in the 2020 draft gives the program 10 overall since 2007, with three of those taken during the Butch Davis era.

KINGS OF MIAMI

The highlight of 2019 was FIU's 30-24 win over the Miami Hurricanes at Marlins Park. In front of the largest crowd in school history, the Panthers jumped out to a 16-0 lead to stun the Hurricanes and set the tone for the rest of the game.

Anthony Jones put the game on ice late in the fourth quarter, as the running back sprinted down the sideline for a 37-yard score to put the Panthers up 30-17. Following a UM score and failed onside attempt, James Morgan and the Panthers formed the victory formation to kneel down and seal the 30-24 win and bowl eligibility for FIU.



CHUNK PLAYS

FIU has had two plays go over 40 yards in 2020, with D'vonte Price's 65-yard score at Liberty on Sept. 26 being the longest.

| Opp. | Result | Yards |
|------------|--------------------------|-------|
| at Liberty | Norton pass to Singleton | 45 |
| at Liberty | D'Vonte Price rush | 65 |



2020 SCORING DRIVES

| Opp. (Date) | Plays-Yds | TOP | Qtr | Scoring Play |
|----------------|-----------|------|-----|----------------------------------|
| Liberty (9/26) | 1-100 | :09 | 1 | Joseph 100-yard KO return |
| Liberty (9/26) | 8-82 | 2:59 | 1 | Price 30-yard TD run |
| Liberty (9/26) | 2-79 | :29 | 3 | Price 65-yard TD run |
| Liberty (9/26) | 7-95 | 2:53 | 3 | Norton to Singleton 45-yard pass |
| Liberty 9/26) | 4-43 | 1:50 | 4 | Norton to Price 6-yard pass |

Longest scoring drive (plays) - 8 at Liberty (9/26)
 Longest scoring drive (yards) - 100 at Liberty (9/26)
 Longest scoring drive (time) - 2:59 at Liberty (9/26)
 Shortest scoring drive (plays) - 1 at Liberty (9/26)
 Shortest scoring drive (yards) - 43 at Liberty (9/26)
 Shortest scoring drive (time) - :09 at Liberty (9/26)

GAME-BY-GAME OFFENSIVE STARTERS

| Opponent (Date) | QB | RB | RB/WR | WR | WR | TE | LT | LG | C | RG | RT |
|-----------------------|----------------|-------|--------|----------|-----------|--------|--------|-------|---------|--------|--------|
| at Liberty (9/26) | Bortenschlager | Price | Joseph | Holloman | Singleton | Palmer | Demery | Finau | McGough | Miller | Hudson |
| Middle Tenn. (10/10) | | | | | | | | | | | |
| at Charlotte (10/17) | | | | | | | | | | | |
| J'Ville State (10/23) | | | | | | | | | | | |
| Marshall (10/30) | | | | | | | | | | | |
| at UTEP (11/7) | | | | | | | | | | | |
| FAU (11/13) | | | | | | | | | | | |
| at WKU (11/21) | | | | | | | | | | | |
| LA Tech (11/28) | | | | | | | | | | | |

GAME-BY-GAME DEFENSIVE STARTERS

| Opponent (Date) | DE | DT | DT | DE | OLB | MLB | OLB/DB | CB | SS | FS | CB |
|-----------------------|--------|---------|------------|--------|-------|-------|--------|--------|------------|------|------------|
| at Liberty (9/26) | Oliver | Mercier | Strickland | Curtis | Gates | Maeva | Jaghai | Turner | Ric. Dames | Hall | Ris. Dames |
| Middle Tenn. (10/10) | | | | | | | | | | | |
| at Charlotte (10/17) | | | | | | | | | | | |
| J'Ville State (10/23) | | | | | | | | | | | |
| Marshall (10/30) | | | | | | | | | | | |
| at UTEP (11/7) | | | | | | | | | | | |
| FAU (11/13) | | | | | | | | | | | |
| at WKU (11/21) | | | | | | | | | | | |
| LA Tech (11/28) | | | | | | | | | | | |

WE FAMILY, BOSS!

FIU MOURNS LOSS OF AUBREY HILL

FIU lost assistant coach Aubrey Hill this past summer, after he passed away on Aug. 16, 2020, following his battle with cancer. Hill, 48, was entering his fourth season at FIU, serving as the wide receiver's coach for the Panthers. To honor the memory of Aubrey Hill, FIU will wear a special decal on the back of its helmets this year.



COACH DAVIS GAME NOTES



RETURNING STAT LEADERS

| | |
|---------------------------|---------------------------|
| Total Touchdowns..... | Shemar Thornton (5) |
| Pass Completions..... | Kaylan Wiggins (15) |
| Pass Attempts..... | Kaylan Wiggins (27) |
| Pass Long..... | Kaylan Wiggins (40) |
| Passing Yards..... | Kaylan Wiggins (172) |
| Pass Per Game..... | Kaylan Wiggins (17.2) |
| Passing Touchdowns..... | N/A |
| Rush Attempts..... | D'Vonte Price (50) |
| Long Rush..... | Kaylan Wiggins (70) |
| Rushing Yards..... | Kaylan Wiggins (323) |
| Rush Per Carry..... | Kaylan Wiggins (6.6) |
| Rush Per Game..... | Kaylan Wiggins (32.3) |
| Rushing Touchdowns..... | Kaylan Wiggins (3) |
| Receptions..... | Shemar Thornton (51) |
| Catch Long..... | Shemar Thornton (54) |
| Receiving Touchdowns..... | Shemar Thornton (5) |
| Receiving Yards..... | Shemar Thornton (668) |
| Yards Per Catch..... | Shemar Thornton (13.1) |
| Rec. Yards Per Game..... | Shemar Thornton (51.4) |
| Total Tackles..... | Jamal Gates (85) |
| Solos..... | Gates/Ris. Dames (56) |
| TFLs..... | Alexy Jean-Baptiste (9.0) |
| INTs..... | Rishard Dames (4) |
| Pass Breakups..... | Rishard Dames (6) |
| Sacks..... | Alexy Jean-Baptiste (5.5) |
| FG Made..... | N/A |
| FG Made Long..... | N/A |
| Punt Average..... | Tommy Heatherly (43.0) |
| Punt Long..... | Tommy Heatherly (68) |



DAVIS PASSES CENTURY MARK

The 2019 season gave another milestone for Head Coach Butch Davis, as he officially passed the 100-win mark with a 32-17 victory over UTEP on Oct. 19. Davis has 102 career collegiate wins entering 2020.

DAVIS NEARS FIU RECORD

Butch Davis only needs five wins to become FIU's all-time winningest coach in program history after earning 23 victories for the Panthers in just four seasons at the helm. Over his historic career, Davis has won 102 games.

| <u>Coach (Years)</u> | <u>Record at FIU</u> |
|---------------------------------|----------------------|
| Mario Cristobal (2007-12) | 27-47 |
| Butch Davis (2017-pres.) | 23-16 |
| Don Strock (2002-06) | 15-41 |
| Ron Turner (2013-16) | 10-30 |
| Ron Cooper (2016) | 4-4 |

DAVIS ADDS TO NFL DRAFT HISTORY

FIU had two players selected in this past year's NFL Draft, with James Morgan going in the fourth round to the New York Jets and Stantley Thomas-Oliver III going in the seventh round to the Carolina Panthers.

Additionally, FIU had four players sign undrafted free agent contracts with Isaiah Brown, Anthony Jones, Napoleon Maxwell and Tear Tart all landing on teams. FIU's six players in the NFL for last year's class led Conference USA and brought Coach Davis' total of players to reach the NFL to 142 over his storied career.

Davis has also coached or recruited 35 first round draft picks, which was only just recently has been surpassed by Alabama's Nick Saban.

FAMILY TIES

FIU is just one of eight football programs in the FBS to feature a father-son duo as a head coach and assistant coach. Butch's son Drew joined the FIU coaching staff in 2017 as a graduate assistant before working his way into a full-time role coaching the tight ends in 2018.

| <u>Father Coach/Son Coach</u> | <u>School</u> |
|-------------------------------|---------------|
| Steve/Louie Addazio | Colorado St. |
| Butch/Drew Davis | FIU |
| Randy/Corey Edsall | UConn |
| Jim/Jay Harbaugh | Michigan |
| Skip/Trey Holtz | LA Tech |
| Kirk/Brian Ferentz | Iowa |
| Doug/Cory Martin | NMSU |
| Lovie/Miles Smith | Illinois |

FROM DL TO HEAD COACH

Over his historic career, Butch Davis made his bread and butter on the defensive line. He coached the group with the Miami Hurricanes from 1984-1988 and then with the Dallas Cowboys from 1989-1992, both under Jimmy Johnson.

In the FBS, Davis is one of just 10 former defensive line coaches that are currently head coaches. Furthermore, Davis, Brady Hoke and Ed Orgeron are the only three that have both collegiate and professional experience coaching the defensive line position.

| <u>Coach</u> | <u>School</u> |
|-------------------|---------------|
| Gary Anderson | Utah State |
| Dave Aranda | Baylor |
| Butch Davis | FIU |
| Luke Fickell | Cincinnati |
| Brady Hoke | SDSU |
| Mike Locksley | Maryland |
| Bronco Mendenhall | Virginia |
| Ed Orgeron | LSU |
| Ricky Rahne | Old Dominion |
| Ryan Silverfield | Memphis |

COACH BUTCH DAVIS BIO



BUTCH DAVIS

14th Season Overall (102-60) 4th Season at FIU (23-16)

- The Panthers have broke or tied 102 school records under Davis
- School record three-straight bowl berths
- Most wins by FIU coach in three-year span (23)
- Broke single-season school record in wins (9) in 2018
- His .649 career win percentage ranks 8th highest among active coaches
- One of just four schools in nation to have multiple QBs drafted in last three years

On Nov. 15, 2016, Butch Davis was named the fourth head coach of the FIU football program, returning to South Florida where he made a name for himself as one of the premier minds in football. A man with a proven record of success and an unyielding commitment to excellence, Davis has brought an identity and a swell of energy to the FIU football program. Davis will enter his fourth season at FIU in 2020.

Davis has compiled a 102-59 overall record in 13 years as a college head coach, including three BIG EAST Championships while coaching the University of Miami (1995-00). In that span, Davis recruited and/or coached more than 120 players that made it to the NFL, 35 of which were first-round draft picks.

Davis coached in the NFL for 10 years and is still the only head coach to take the expansion Cleveland Browns to the playoffs in 2002, while winning a pair of Super Bowl rings as an assistant coach with the Dallas Cowboys in the early 1990s. During his 13-year collegiate coaching career, Davis guided his teams to 10 bowl games, winning six of them, including a 37-20 victory over the Florida Gators in the 2001 Sugar Bowl.

In just three seasons, Davis has transformed the football program and has instilled a winning tradition at FIU after taking the Panthers to three-straight bowl appearances and setting a school-record for wins (9) in 2018. Davis has also won 23 games in his first three seasons at the helm, which is the most by any Panther football coach in a three-year span.

Davis is also responsible for the program's biggest victory, after defeating the Miami Hurricanes 30-24 at Marlins Park in 2019.

Three players have been taken in the NFL Draft under Davis, with two of those being quarterbacks in Alex McGough and James Morgan. FIU joined Oklahoma, LSU and Washington State as the only schools in the country to have multiple quarterbacks drafted from 2018-2020. Furthermore, FIU has had more quarterbacks selected during the 2018-20 span than all other Florida FBS schools (Florida, Florida State, FAU, Miami, UCF and USF) combined in their last five drafts.

The 2019 season was one of resiliency, as the Panthers bounced back from an 0-2 start and injuries to earn another bowl bid to end the year. FIU finished the year with a 6-7 mark and closed out the season with a first-time trip to the Camellia Bowl in Mobile, Alabama. The Panthers lost a high-scoring affair to Arkansas State but not without setting numerous individual offensive records in the process.

The year was highlighted by a 30-24 victory over the Miami Hurricanes at Marlins Park in late November, as the Panthers pulled off the biggest win in program history. In addition to claiming bragging rights for the city of Miami, the win also made the Panthers bowl eligible for the third-straight season. James Morgan and Stantley Thomas-Oliver III were selected in the 2020 NFL Draft to cap the year, with Morgan going to the New York Jets in the fourth round and Thomas-Oliver to the Carolina Panthers in the seventh.



THE DAVIS FILE

- Birth date:** November 17
- Hometown:** Bixby, Oklahoma
- Alma Mater:** Arkansas '74
- Degree:** Bachelor's in Biology & Life Science

HC LEDGER

| Year | School | W-L-T |
|------|------------------|-------|
| 1995 | Miami (Fla.) | 8-3 |
| 1996 | Miami (Fla.) | 9-3 |
| 1997 | Miami (Fla.) | 5-6 |
| 1998 | Miami (Fla.) | 9-3 |
| 1999 | Miami (Fla.) | 9-4 |
| 2000 | Miami (Fla.) | 11-1 |
| 2001 | Cleveland Browns | 7-9 |
| 2002 | Cleveland Browns | 9-7 |
| 2003 | Cleveland Browns | 5-11 |
| 2004 | Cleveland Browns | 3-8 |
| 2007 | North Carolina | 4-8 |
| 2008 | North Carolina | 8-5 |
| 2009 | North Carolina | 8-5 |
| 2010 | North Carolina | 8-5 |
| 2017 | FIU | 8-5 |
| 2018 | FIU | 9-4 |
| 2019 | FIU | 6-7 |

AC LEDGER

| Year | School (Pos.) | W-L-T |
|------|------------------------|-------|
| 1979 | Oklahoma State (TE/WR) | 7-4 |
| 1980 | Oklahoma State (TE/WR) | 4-7 |
| 1981 | Oklahoma State (TE/WR) | 6-6 |
| 1982 | Oklahoma State (TE/WR) | 4-5-2 |
| 1983 | Oklahoma State (TE/WR) | 8-4 |
| 1984 | Miami (DL) | 8-5 |
| 1985 | Miami (DL) | 10-2 |
| 1986 | Miami (DL) | 11-1 |
| 1987 | Miami (DL) | 12-0 |
| 1988 | Miami (DL) | 11-1 |
| 1989 | Dallas Cowboys (DL) | 1-15 |
| 1990 | Dallas Cowboys (DL) | 7-9 |
| 1991 | Dallas Cowboys (DL) | 11-5 |
| 1992 | Dallas Cowboys (DL) | 13-3* |
| 1993 | Dallas Cowboys (DC/LB) | 12-4* |
| 1994 | Dallas Cowboys (DC/LB) | 12-4 |

* Won Super Bowl

COACH BUTCH DAVIS BIO



Coach Davis and the Panthers earned a 35-32 victory over the Toledo Rockets in the 2018 Bahamas Bowl. FIU finished the year with a 9-4 mark, which broke the school record for most wins in a single season.

Coach Davis led FIU to its biggest win in program history after the Panthers defeated the Miami Hurricanes 30-24 at Marlins Park in late November. The win secured FIU's third-straight bowl berth.

In 2018, the Panthers capped the season with a 35-32 victory over Toledo at the Makers Wanted Bahamas Bowl as FIU finished the year with a school-best 9-4 mark. Additionally, the Panthers earned a 6-2 record in C-USA action, which was also a school record. The Panthers broke records statistically as well, most notably on the offensive side as FIU set new season marks in points (450), touchdowns (58), total offense (5,480), yards per play (6.38), passing touchdowns (27), passing yards (3,194), passer efficiency (154.7), completion percentage (65.5), yards per pass (8.3), rushing touchdowns (27), yards per rush (4.80) and sacks allowed (8).

by first team selections Sage Lewis and Maurice Alexander.

Much of 2018's success on offense was due to quarterback James Morgan, who Davis coached to a C-USA Newcomer of the Year honor in his first season with the Panthers. Morgan set single-season records for touchdowns responsible for (27), total offense (2,708), passing touchdowns (26), passing yards (2,727) and passer efficiency (157.6).

Nationally, the Panthers ranked in the Top 10 among FBS schools for sacks allowed (3rd overall, 8 allowed), tackles for loss allowed (4th overall, 3.77), fumbles lost (9th overall, five lost) and turnovers lost (9th overall, 13 lost) in 2018. The FIU air attack was also highly ranked nationally, with the Panthers' passer efficiency of 154.7 ranking 12th in the country, while FIU's 34.6 points per game ranked 27th overall. Davis also saw a school-record 17 Panthers earn All-CUSA honors, highlighted

In Davis' first season at FIU, the Panthers matched a school record in wins (8), before later breaking the mark in 2018. The Panthers also earned the school's first bowl berth since the 2011 season as FIU played Temple in the Bad Boy Mowers Gasparilla Bowl. The 8-5 mark during the regular season was the best record of any first-year head coach at FIU.

FIU finished the 2017 regular season leading the nation in red zone scoring offense converting 98 percent of its red-zone chances (39-of-40), which includes 30 touchdowns. Davis' 2017 FIU squad not only matched the school record in wins,

YEAR-BY-YEAR COLLEGIATE COACHING HISTORY

| YEAR | TEAM | RECORD | BOWL GAME | OPPONENT (RESULT) | FINAL RANK | SEASON NOTES |
|------|----------------|--------|-----------------------|--------------------------|--------------------|--|
| 2019 | FIU | 6-7 | Camellia Bowl | Arkansas State (L/26-34) | NR | Beat Miami at Marlins Park 30-24 |
| 2018 | FIU | 9-4 | Bahamas Bowl | Toledo (W/35-32) | NR | Broke school record with 9 wins/Second bowl win in FIU history |
| 2017 | FIU | 8-5 | Gasparilla Bowl | Temple (L/28-3) | NR | Tied school record 8 wins/First FIU Bowl bid since 2011 |
| 2010 | North Carolina | 8-5 | Music City Bowl | Tennessee (W/30-27) | NR | First bowl victory for UNC in nine seasons |
| 2009 | North Carolina | 8-5 | Meineke Car Care Bowl | Pittsburgh (L/19-17) | NR | UNC made back-to-back bowl games for first time in a decade |
| 2008 | North Carolina | 8-5 | Meineke Car Care Bowl | West Virginia (L/31-30) | NR | Back in rankings for the first time since 2001 |
| 2007 | North Carolina | 4-8 | | | NR | |
| 2000 | Miami (Fla.) | 11-1 | Sugar Bowl | Florida (W/37-20) | #2 Coaches/#2 AP | Big East champs/Beat No. 1 FSU & No. 2 Va. Tech |
| 1999 | Miami (Fla.) | 9-4 | Gator Bowl | Georgia Tech (W/28-13) | #15 Coaches/#15 AP | Earned win over No. 9 Ohio State |
| 1998 | Miami (Fla.) | 9-3 | Micron PC Bowl | NC State (W/46-23) | #21 Coaches/#20 AP | Upset No. 3 UCLA |
| 1997 | Miami (Fla.) | 5-6 | | | NR | |
| 1996 | Miami (Fla.) | 9-3 | Carquest Bowl | Virginia (W/31-21) | #14 Coaches/#14 AP | Big East co-champs |
| 1995 | Miami (Fla.) | 8-3 | | | #20 AP | Big East co-champs |

COACH BUTCH DAVIS BIO

FIU finished the 2017 regular season leading the nation in red zone scoring offense converting 98 percent of its red-zone chances (39-of-40), which includes 30 touchdowns. Davis' 2017 FIU squad not only matched the school record in wins, but the 2017 Panthers finished the regular season throwing for the second-most yards (3,031) and rushing for the third-most yards (2,069) in school history. The offense also totaled the third-most yards (5,100) and FIU scored the third-most points (333) in a season.

Defensively, the Panthers' 28.0 sacks ranked third in a single-season and the 75 tackles for loss tied for seventh overall. Davis also saw 12 Panthers earn All-CUSA honors highlighted by first team selection Thomas Owens.

Davis comes to FIU after serving as a college football studio analyst, while also contributing to coverage on College Football Live, ESPN Radio, ESPN.com and SportsCenter since 2014.

Before joining ESPN, Davis served as a consultant to the head coach for the Tampa Bay Buccaneers during the 2012 and '13 seasons. Prior to that, Davis had a long successful coaching career, including head coaching positions with the University of North Carolina (2007-10), the Cleveland Browns (2001-04) and the University of Miami (1995-00).

Davis spent four seasons at North Carolina, taking the Tar Heels to three-straight bowl games to end his tenure in Chapel Hill. Davis' UNC teams earned eight wins in his final three years, while capping the 2010 season with a thrilling, 30-27 victory over Tennessee in the Music City Bowl.

Davis was head coach for six seasons at Miami (1995-2000) and led the Hurricanes to a 51-20 record, three Big East Conference championships and four postseason bowl wins in as many appearances. His Hurricane teams finished ranked in the Associated Press Top 25 on four occasions, including No. 2 in the nation in 2000, when the Canes went 11-1 and beat Florida, 37-20, in the Sugar Bowl.

Davis left Coral Gables following the 2000 season to join the Cleveland Browns. In his first season in Cleveland in 2001, Davis led his young team to an impressive 7-9 record, exceeding by two the expansion club's combined victories from 1999 and 2000 (5-27).

His second season as head coach resulted in the Browns earning their first playoff appearance and best regular season mark since 1994, despite 34 of the 53 players on the team's final active roster having four years of NFL experience or less. The Browns have not returned to the playoffs since.

Cleveland was Davis' second stint in the NFL. While with the Cowboys from 1989-94, Davis helped Dallas post one of the most spectacular turnarounds in sports history as the Cowboys went from a lowly 1-15 squad in 1989 to one of the most dominant NFL programs in the 1990s.



Under Coach Davis, FIU football has earned a 96% graduation rate which is the highest in program history. The football team also contributed to FIU's sport-wide 3.53 GPA for the spring of 2020, which was a record high.

He was the defensive line coach in the Cowboys' 52-17 win over Buffalo in Super Bowl XXVII and served as defensive coordinator in the Cowboys' 30-13 win over Buffalo in Super Bowl XXVIII. Davis was also defensive coordinator during Barry Switzer's first season as head coach in 1994 and helped Dallas reach the NFC Championship Game, where eventual Super Bowl champion San Francisco denied its bid for a three-peat. He coached three Pro Bowl starters while with the Cowboys – future Hall of Famer Charles Haley, Leon Lett and Darren Woodson.

From 1979-94, Davis had a successful 15-year association with Jimmy Johnson, first as a receivers and tight ends coach at Oklahoma State University (1979-83), then as a defensive line coach at the University of Miami and ending with the Dallas Cowboys, where he started as a defensive line coach and was promoted to defensive coordinator.

His coaching career began as a volunteer assistant in 1973 at Fayetteville High School in Arkansas. He had stints in Oklahoma at Pawhuska High School (1974-75) and Sand Springs High School (1976-77) as an assistant coach and at Tulsa Rogers High School (1978) in his first head coaching assignment before joining Johnson's staff at Oklahoma State in 1979. In addition to coaching, Davis also spent 1973-78 as a biology and anatomy teacher on the high school level.

A native of Bixby, Oklahoma, Davis earned a bachelor's degree in biology and life science from the University of Arkansas in 1974, where he played tight end and defensive end for the Razorbacks under Head Coach Frank Boyles.

COACH BUTCH DAVIS BIO

DAVIS YEAR-BY-YEAR AT FIU

2017 (8-5, 5-3 C-USA)

| Date | Opp. | Result |
|-------|----------------------|---------|
| 8/31 | at UCF | L/17-61 |
| 9/8 | Alcorn State | W/10-17 |
| 9/23 | at Rice* | W/13-7 |
| 9/30 | Charlotte* | W/30-29 |
| 10/7 | at Middle Tenn.* | L/17-37 |
| 10/14 | Tulane | W/23-10 |
| 10/28 | at Marshall* | W/41-30 |
| 11/4 | UTSA* | W/14-7 |
| 11/11 | Old Dominion* | L/30-37 |
| 11/18 | at Florida Atlantic* | L/24-52 |
| 11/24 | WKU* | W/41-17 |
| 12/2 | UMass | W/63-45 |
| 12/21 | Temple^ | L/28-3 |

* - C-USA game

^ - Gasparilla Bowl

2019 (6-7, 3-5 C-USA)

| Date | Opp. | Result |
|-------|----------------------|--------------|
| 8/29 | at Tulane | L/14-42 |
| 9/7 | WKU* | L/14-20 |
| 9/14 | New Hampshire | W/30-17 |
| 9/20 | at LA Tech* | L/31-43 |
| 10/5 | UMass | W/44-0 |
| 10/12 | Charlotte* | W/48-23 |
| 10/19 | UTEP* | W/32-17 |
| 10/26 | at Middle Tenn.* | L/17-50 |
| 11/2 | Old Dominion* | W/24-17 |
| 11/9 | at Florida Atlantic* | L/7-37 |
| 11/23 | Miami (Fla.) | W/30-24 |
| 11/30 | at Marshall* | L/27-30 (OT) |
| 12/21 | Arkansas State^ | L/26-34 |

* - C-USA game

^ - Camellia Bowl

2018 (9-4, 6-2 C-USA)

| Date | Opp. | Result |
|-------|---------------------|---------|
| 9/1 | Indiana | L/28-38 |
| 9/8 | at Old Dominion* | W/28-20 |
| 9/15 | UMass | W/63-24 |
| 9/22 | at Miami (Fla.) | L/17-31 |
| 9/29 | Arkansas Pine Bluff | W/55-9 |
| 10/13 | Middle Tennessee* | W/24-21 |
| 10/20 | Rice* | W/36-17 |
| 10/27 | at WKU* | W/38-17 |
| 11/3 | Florida Atlantic* | L/14-49 |
| 11/10 | at UTSA* | W/45-7 |
| 11/17 | at Charlotte* | W/42-35 |
| 11/24 | Marshall* | L/25-28 |
| 12/21 | Toledo^ | W/35-32 |

* - C-USA game

^ - Bahamas Bowl

DAVIS VS. THE OPPOSITION

| | W-L | Streak |
|---------------------|-----|--------|
| Alcorn State | 1-0 | W1 |
| Arkansas Pine Bluff | 1-0 | W1 |
| Arkansas State | 0-1 | L1 |
| Charlotte* | 3-0 | W3 |
| FAU* | 0-3 | L3 |
| Indiana | 0-1 | L1 |
| LA Tech* | 0-1 | L1 |
| Marshall* | 1-2 | L2 |
| Miami (Fla.) | 1-1 | W1 |
| Middle Tenn.* | 1-2 | L1 |
| New Hampshire | 1-0 | W1 |
| Old Dominion* | 2-1 | W2 |
| Rice* | 2-0 | W2 |
| Temple | 0-1 | L1 |
| Toledo | 1-0 | W1 |
| Tulane | 1-1 | L1 |
| UCF | 0-1 | L1 |
| UMass | 3-0 | W3 |
| UTEP | 1-0 | W1 |
| UTSA | 2-0 | W2 |
| WKU* | 2-1 | L1 |

DAVIS FIU SUPERLATIVES

- Most Points in a Game**
63 (2xs), last vs. UMass (9/15/18)*
- Most Points in a Half**
42, vs. UMass (9/15/18)*
- Most Points in a Quarter**
28, vs. UMass (9/15/18)
- Largest Margin of Victory**
46 (W/55-9) vs. Ark. Pine-Bluff (9/29/18)*
- Largest Deficit Overcome**
17-0 (W/28-20), at ODU (9/8/18)
- Most Touchdowns Scored**
9 (2xs), last vs. UMass (9/15/18)*
- Most Yards of Total Offense**
730, vs. UMass (12/2/17)*
- Most First Downs**
32, vs. UMass (9/15/18)
- Most Plays**
88, vs. UMass (10/5/19)
- Most Time of Possession**
38:21 vs. UMass (10/5/19)
- Highest Average Yards Per Play**
12.8 vs. Ark. Pine-Bluff (9/29/18)*
- Most Passing Touchdowns**
4 vs. Ark. Pine-Bluff (9/29/18)*
- Most Passing Yards**
394 at Louisiana Tech (9/20/19)*^
- Most Rushing Touchdowns**
6 vs. UMass (12/2/17)*
- Most Rushing Yards**
379 vs. UMass (12/2/17)
- Most Passes Intercepted**
4 at UTSA (11/9/18)
- Most Fumbles Recovered**
3 vs. WKU (11/24/17)
- Most Sacks**
6 vs. WKU (11/24/17)
- Most TFLs**
- Most Field Goals Made**
4 vs. Arkansas State (12/21/19)
- Most Punts**
9 vs. Miami (9/22/18)

* - FIU single-game record

^ - FIU single-game record for regulation

PLAYER BIOS



Stone NORTON **3**
QB | 6-3 | 200 | R-Fr.
 Nashville, Tenn.
 Davidson Academy

CAREER HIGHS

Pass Yds: 120, at Liberty (9/26/20)
 Pass TDs: 2, at Liberty (9/26/20)

NOTABLES

Did not play in '19 and was redshirted.
 Rated a 3-star prospect by 24/7 sports.
 Named Mr. Football in Tenn. after throwing for over 3K yards and nearly 40 TDs.



Kaylan WIGGINS **7**
QB | 6-2 | 200 | R-Jr.
 Sanford, Fla.
 Seminole HS

CAREER HIGHS

Pass Comp: 18, vs. New Hamp. (9/14/19)
 Pass Att: 12, vs. New Hamp. (9/14/19)
 Pass Yds: 127, vs. New Hamp. (9/14/19)
 Long Pass: 40, vs. WKU (9/7/19)
 Rushing Yds: 187, vs. New Hamp. (9/14/19)
 Rushing TDs: 2, vs. New Hamp. (9/14/19)
 Long Rush: 70, vs. New Hamp. (9/14/19)

NOTABLES

Played 10 games in '19, starting once against New Hampshire.
 Rushed for 187 yards vs. New Hampshire, which ranked as the fourth-most in FIU history and most by a QB.
 His 323 rushing yards in '19 ranked as the third most on the team.



Max BORTENSCHLAGER **12**
QB | 6-3 | 205 | R-Sr.
 Fishers, Ind.
 Cathedral HS/Maryland


CAREER HIGHS

Pass Comp: 20*, vs. #12 PSU (11/25/17)
 Pass Att: 38*, vs. Northwestern (10/14/17)
 Pass Yds: 255*, vs. Northwestern (10/14/17)
 Passing TDs: 3*, vs. Northwestern (10/14/17)
 Pass Long: 92*, at #19 Nebraska (11/19/16)
 Rush Yds: 34*, vs. Northwestern (10/14/17)
 Rush TDs: 1* (2x), last at Minnesota (9/30/17)
 Rush Long: 18*, vs. Northwestern (10/14/17)

* - at Maryland

NOTABLES

Played 13 games at Maryland, before he came to FIU as grad transfer in '20.
 Suffered season-ending injury in '18.
 Played on special teams before injury.
 Made 8 starts in '17, passing for 1,313 yards and 10 TDs.
 Earned team's highest GPA and was a 3-time Academic All-Big Ten member.



Lexington JOSEPH **8**
RB | 5-9 | 185 | So.
 Miami, Fla.
 Miami Central HS

CAREER HIGHS

Rush yds: 22, vs. UMass (10/5/19)
 Rush Long: 15, at FAU (11/9/19)

NOTABLES

Named C-USA Special Teams POW after 100-yard kickoff return TD at Liberty (9/26).



D'Vonte PRICE **24**
RB | 6-2 | 194 | Sr.
 Punta Gorda, Fla.
 Charlotte HS

CAREER HIGHS

Rush Att: 14, at WKU (10/27/18)
 Rush Yds: 119, at WKU (10/27/18)
 Rush TDs: 2 (2x), last at WKU (10/27/18)
 Rush Long: 70, vs. UAPB (9/29/18)
 Rec: 5, vs. Rice (10/20/18)
 Rec Yards: 38, vs. Rice (10/20/18)
 Rec Long: 34, at UTSA (11/9/18)

NOTABLES

Has rushed for nearly 1,000 yards at FIU, with a 6.1 ypc average.
 Played 12 games, making two starts in '19.
 Rushed for 249 yards on 50 carries in '19, also earned 49 receiving yards.
 All 5 career TDs came in '18.



Maleek WILLIAMS **32**
RB | 5-11 | 223 | R-Jr.
 Punta Gorda, Fla.
 Charlotte HS/Arkansas

CAREER HIGHS

Rush Att: 9*, vs. Tulsa (10/20/18)
 Rush Yds: 74*, vs. North Texas (9/15/18)
 Rush TDs: 1* (2x), vs. Tulsa (10/20/18)
 Rush Long: 68*, vs. North Texas (9/15/18)

* - at Arkansas

NOTABLES

Transferred to FIU from Arkansas in '19 and played 4 games.
 Earned 144 yards and scored twice in '18 at Arkansas.



JJ HOLLOMAN **1**
WR | 6-2 | 200 | R-Jr.
 Covington, Ga.
 Newton HS/Georgia

CAREER HIGHS

Rec: 4* (2x), last at Kentucky (11/3/18)
 Rec yds: 90*, vs. Middle Tenn. (9/15/18)
 Rec TDs: 2*, vs. Florida (10/27/18)
 Rec Long: 65*, vs. Middle Tenn. (9/15/18)

* - at Georgia

NOTABLES

Transferred to FIU from Georgia
 Played 14 games in '18 at UGA, starting five.
 Was UGA's fifth-leading WR in 2018, with 24 catches and 418 yards and 5 TDs.
 Was a 4-star prospect and played in the 2017 U.S. Army All-America Bowl.



Bryce SINGLETON **2**
WR | 5-11 | 193 | R-Jr.
 Hilton Head Island, S.C.
 Hilton Head Island HS

CAREER HIGHS

Rec: 8, vs. Middle Tennessee (10/13/18)
 Rec Yds: 111, vs. UMass (12/2/17)
 Rec TDs: 3, vs. UMass (12/2/17)
 Rec Long: 49, at Old Dominion (9/8/18)

NOTABLES

Did not play in 2019 due to preseason injury.
 Played 10 games in '18, earning 5 games with at least 4 catches.
 Played 12 games in '17, making 4 starts.
 His 3 TDs vs. UMass in '17 tied FIU record.
 Named to C-USA All-Freshman Team in '17.



NATE JEFFERSON **6**
WR | 5-11 | 170 | R-Fr.
 Longwood, Fla.
 Lyman HS

CAREER HIGHS

N/A

NOTABLES

Redshirted in '19.
 Finished with 3,500 all-purpose yards and 31 touchdowns in 3 seasons with Lyman HS

PLAYER BIOS




Kamareon WILLIAMS **87**
 TE | 6-3 | 240 | So.
 Delray Beach, Fla.
 Atlantic HS

CAREER HIGHS

Rec: 1 (3x), last vs. Ark. State (12/21/19)
 Rec Yds: 15, vs. UMass (10/5/19)
 Rec Long: 15, vs. UMass (10/5/19)

NOTABLES

Played 12 games as true freshman in '19.
 Earned 4 starts at TE in '19.
 Earned 27 yards on 3 catches.



Sterling PALMER **88**
 TE | 6-6 | 235 | Jr.
 Midlothian, Va.
 Fork Union Military

CAREER HIGHS

Rec: 5, vs. Arkansas State (12/21/19)
 Rec Yds: 64, vs. Toledo (12/21/18)
 Rec TDs: 1 (2x), last vs. Toledo (12/21/18)
 Rec Long: 36, vs. Toledo (12/21/18)

NOTABLES

Played in every game while at FIU, making 14 total starts in 2 years at FIU.
 Named to 2019 Preseason Mackey Award Watch List.
 Named to ESPN All-Bowl Team and C-USA All-Freshman Team in '18.
 Best game came in Bahamas Bowl with 64 yards and a score to lead FIU to win.



Shane MCGOUGH **55**
 OL | 6-2 | 302 | R-Sr.
 Tampa, Fla.
 Gaither HS

CAREER HIGHS

N/A

NOTABLES

Played 13 games in '19 and made 12 starts.
 Began '19 at guard before moving to center.
 Played 13 games in '18, making 9 starts.
 Named to All-CUSA HM Team in '18.
 Brother of current Houston Texans QB and former FIU QB, Alex McGough.




Mershawn MILLER **62**
 OL | 6-2 | 313 | R-Jr.
 Miami, Fla.
 Miami Central HS

CAREER HIGHS

N/A

NOTABLES

Played 12 games in '19 and made 6 starts.
 Played in 3 games in '18.



Sione FINAU **72**
 OL | 6-3 | 300 | So.
 Keller, Texas
 Central HS

CAREER HIGHS

N/A

NOTABLES

Played 7 games as a true freshman in '19 and made one start in Camellia Bowl.
 Named to C-USA All-Freshman Team in '19.




Lyndell HUDSON JR. **73**
 OL | 6-6 | 300 | R-So.
 Brooksville, Fla.
 Central HS

CAREER HIGHS

N/A

NOTABLES

Played 11 games in '19 and started once against UMass.
 Redshirted in '18.



D'Antne DEMERY **77**
 OL | 6-5 | 320 | Sr.
 Brunswick, Ga.
 Brunswick HS/Hutchinson CC

CAREER HIGHS

N/A

NOTABLES

Named to 2020 Preseason Outland Trophy Watch List.
 Played 13 games in '19, making 12 starts at LT. Played and started 11 games in '18.
 Named to All-CUSA HM Team in '19.
 Named to All-CUSA HM Team in '18.
 Transferred to FIU after playing in '17 at Hutchinson CC in Kansas.

PLAYER BIOS



Chris WHITTAKER **5**
 DL | 6-3 | 227 | R-Jr.
 Hollywood, Fla.
 Chaminade-Madonna HS/Kentucky

CAREER HIGHS

Tackles: 8, vs. Marshall (11/30/19)
 TFLs: 1 (4x), last at FAU (11/9/19)
 Sacks: 1 (2x), last vs. ODU (11/2/19)
 QBH: 2, at Marshall (11/30/19)
 FR: 1, vs. Charlotte (10/12/19)

NOTABLES

Played 11 games in '19 after being cleared eligible following transfer from Kentucky. Started final four games of '19 for FIU. Earned 22 tackles in '19, with 2.5 sacks to finish second on the team.



Alexy JEAN-BAPTISTE **6**
 DL | 6-3 | 245 | R-Sr.
 Pompano Beach, Fla.
 Coconut Creek HS/Arkansas

CAREER HIGHS

Tackles: 6, vs. Charlotte (10/12/19)
 TFL: 2.0 (3x), last at Marshall (11/30/19)
 Sacks: 1.5, vs. UTEP (10/19/19)

NOTABLES

Played 10 games after becoming eligible following transfer from Arkansas. Led team with 5.5 sacks in '19, while ranking second on the team with 9.5 TFLs. Played 2 seasons at Arkansas.



Noah CURTIS **90**
 DL | 6-6 | 267 | Sr.
 Riviera Beach, Fla.
 American Heritage

CAREER HIGHS

Tackles: 7, vs. FAU (11/3/18)
 TFLs: 1.0 (4x), last vs. UTEP (10/19/19)
 Sacks: 1.0 (2x), last vs. UTEP (10/19/19)
 FF: 1, at WKU (10/27/18)
 FR: 1, vs. ODU (11/2/19)

NOTABLES

Has played in 37 games in 3 years at FIU, making 20 starts on the DL. Earned 30 tackles in '19 and 49 in '18. Earned 1.5 TFLs in '19 and 3.5 in '18. Named to All-CUSA HM Team in '18.



Jason MERCIER **92**
 DL | 6-3 | 262 | Jr.
 Boynton Beach, Fla.
 Atlantic HS

CAREER HIGHS

Tackles: 7, at Miami (FL) (9/22/18)
 TFLs: 1.0 (3x), at Marshall (11/30/19)
 Sacks: 1.0 (2x), last at Marshall (11/30/19)
 FR: 1, at Miami (9/22/18)

NOTABLES

Played 10 games in '19, earning 15 tackles with 11 being solos. Played 13 games as true freshman in '18, while picking up 31 tackles on the year. Named to C-USA All-Freshman Team in '18.



Kevin OLIVER **94**
 DL | 6-4 | 263 | Sr.
 Davie, Fla.
 Western HS

CAREER HIGHS

Tackles: 11, at Marshall (11/30/19)
 TFL: 2.0, at Tulane (8/29/19)
 Sacks: 1.5, at Charlotte (11/17/18)
 QB Hurries: 3, at Marshall (11/30/19)
 FR: 1, at WKU (11/24/17)

NOTABLES

Has played in 36 games in 3 seasons at FIU. Played in 13 games in '19 and 13 in '18. Racked up 41 tackles in '19, which was first among FIU DL for the year. Led the team with 8 QB hurries in '19.



Jamal GATES **9**
 LB | 6-2 | 225 | Sr.
 Palm Beach Gardens, Fla.
 Dwyer HS

CAREER HIGHS

Tackles: 12, at Louisiana Tech (9/20/19)
 TFLs: 1.0 (5x), last at Miami (11/23/19)
 FF: 1 (2x), last at Tulane (8/29/19)
 INTs: 1 (2x), last vs. Miami (11/23/19)

NOTABLES

Started 13 games in '19, ranking second on the team in tackles with 85. Logged six games with at least 7 or more tackles and had two double-digit games. Played 13 games in '18 and four in '17.



Daniel JACKSON **10**
 LB | 6-2 | 228 | Sr.
 Apex, N.C.
 Middle Creek HS

CAREER HIGHS

Tackles: 5, vs. UTEP (10/19/19)
 PBU: 1, vs. Miami (11/23/19)
 Blk FG: 1, vs. ODU (11/2/19)

NOTABLES

Played 13 games in '19, making three starts. Collected 25 tackles, with 17 being solos. Blocked a field goal against ODU in '19. Has played every single game while at FIU.



Josh POWELL **11**
 LB | 5-11 | 194 | Sr.
 Riviera Beach, Fla.
 Suncoast HS

CAREER HIGHS

Tackles: 5, vs. WKU (9/7/19)
 TFLs: 1 (2x), vs. UMass (10/5/19)

NOTABLES

Played 13 games in '19 and earned 18 tackles, with 13 being solos. Played 13 games in '18 and 9 in '17.



Tyson MAEVA **58**
 LB | 6-0 | 230 | R-Sr.
 San Diego, Calif.
 San Diego Cathedral Catholic HS
 Boise State

CAREER HIGHS

Tackles: 11*, vs. Fresno State (12/1/18)
 TFLs: 2.0* (3x), last vs. Fresno State (12/1/18)
 Sacks: 1.5*, vs. BYU (11/3/18)
 FF: 1*, vs. Fresno State (12/1/18)

* - at Boise State

NOTABLES

Transferred to FIU prior to '19 season from Boise State. Played 38 games at Boise State, making 25 starts with the Broncos. Earned 166 total tackles at Boise State, with 84 coming in '17. Named to the All-MWC HM Team in '17.

PLAYER BIOS



Dorian HALL
DB | 6-4 | 190 | R-Jr.
Hollywood, Fla.
South Broward HS

0

CAREER HIGHS

Tackles: 9, vs. FAU (11/3/18)
TFLs: 1.0 (3x), last vs. Toledo (12/21/18)
PBUs: 1, at Miami (9/22/18)
INTs: 1 (4x), last vs WKU (9/7/19)
Fumbles Forced: 1, vs. FAU (11/3/18)

NOTABLES

Earned 43 tkls in 2019, with 33 being solos.
5 PBU, 2 QB hurries and 1 INT in 2019.
Has played in all 26 games at FIU.
Named to 2018 C-USA All-Freshmen Team.
Earned 3 INTs as a freshman.
Redshirted in 2017.



Richard DAMES
DB | 5-11 | 185 | Sr.
Miami, Fla.
Booker T. Washington HS

3

CAREER HIGHS

Tackles: 11, at Louisiana Tech (9/20/19)
TFLs: 2.0, at Louisiana Tech (9/20/19)
PBUs: 2, at Louisiana Tech (9/20/19)
INTs: 2, vs. Marshall (11/24/18)

NOTABLES

Started 13 games in '19, finishing the year with 56 tackles to rank fourth on the team. Named to 2018 All-CUSA HM Team. Played in 13 games in '18, making 4 starts and snagged 3 INTs on the year. His 2 INTs vs. Marshall tied a FIU record. Twin is Rishard Dames.



Rishard DAMES
DB | 6-4 | 190 | R-Jr.
Hollywood, Fla.
South Broward HS

4

CAREER HIGHS

Tackles: 10, at FAU (11/9/19)
TFLs: 2.0, vs. ODU (11/9/19)
PBUs: 2, at Arkansas State (12/21/19)
INTs: 1 (6x), last at Ark. State (12/21/19)
TDs: 1, vs WKU (9/7/19)
Fumbles Rec: 1, vs. Toledo (12/21/18)

NOTABLES

Played 13 games in '19, starting 10 times. Finished '19 with 59 tackles, ranking fourth on the team and earned team-high 4 INTs. Played 13 games in '18, logged 2 INTs. Twin is Richard Dames.



Josh TURNER
DB | 6-0 | 188 | R-Jr.
Delray Beach, Fla.
American Heritage/Iowa

7

CAREER HIGHS

Tackles: 3, at Middle Tenn. (10/26/19)
TFLs: 1.0 (2x), last vs. ODU (11/2/19)
PBUs: 1 (2x), at FAU (11/9/19)

NOTABLES

Played 10 games in first season at FIU after he transferred from Iowa. Collected 16 tackles, with 15 being solos. Played one season at Iowa, logging time in 11 games for the Hawkeyes.



Chase GABRIEL
K | 5-11 | 180 | Fr.
Brunswick, Ga.
Glynn Academy

0

NOTABLES

Made 3 FGs over 50 yards in a state playoff game and scored a TD on trick play. Made 13 of 15 FGs, 40 touchbacks and was a perfect 36 of 36 on PATs.



TOMMY HEATHERLY
P | 5-11 | 210 | Sr.
Grove, Okla.
Grove HS/NE OK A&M

39

CAREER HIGHS

Punts: 7, vs WKU (9/7/19)
Punt Yards: 316, vs WKU (9/7/19)
Punt Long: 68, at FAU (11/9/19)
Punt Avg (Min. 3): 50.3, at LA Tech (9/20/19)

NOTABLES

Ranked fifth in C-USA for 43.0 average and second for 15 punts over 50 yards in '19. The 43.0 average ranks as the second best in FIU history, while his 50.3 average vs. LA Tech and 50.0 average vs. New Hampshire rank as the third and fourth best ever at FIU.



2020 COMBINED STATS

| Date | Opponent | Score | Att. |
|------------------|------------|--|------|
| 09-26-20 | at Liberty | L 34-36 | 1000 |
| Rushing | | | |
| | gp-gs | att gain loss net avg td lg avg/g | |
| PRICE, Dvonte | 1-1 | 13 148 0 148 11.4 2 65 148.0 | |
| PETERSON, Shaun | 1-0 | 8 54 0 54 6.8 0 24 54.0 | |
| WIGGINS, Kaylan | 1-0 | 3 35 0 35 11.7 0 17 35.0 | |
| Total | 1 | 31 237 49 188 6.1 2 65 188.0 | |
| Opponents | 1 | 47 279 60 219 4.7 2 67 219.0 | |
| Passing | | | |
| | gp-gs | effic comp-att-int pct yds td lg avg/g | |
| NORTON, Stone | 1-0 | 197.54 9-13-0 69.2 120 2 45 120.0 | |
| WIGGINS, Kaylan | 1-0 | 35.50 1-4-0 25.0 5 0 5 5.0 | |
| BORTENSCHLAGER | 1-1 | 64.13 1-3-0 33.3 11 0 11 11.0 | |
| Total | 1 | 145.12 11-20-0 55.0 136 2 45 136.0 | |
| Opponents | 1 | 179.60 25-32-0 78.1 308 2 36 308.0 | |
| Receiving | | | |
| | gp-gs | no. yds avg td lg avg/g | |
| PALMER, S | 1-1 | 3 28 9.3 0 12 28.0 | |
| SINGLETON, B | 1-1 | 2 50 25.0 1 45 50.0 | |
| HOLLOMAN, JJ | 1-1 | 2 25 12.5 0 14 25.0 | |
| FAIRWEATHER, R | 1-0 | 1 22 22.0 0 22 22.0 | |
| PRICE, Dvonte | 1-1 | 1 6 6.0 1 6 6.0 | |
| JEFFERSON, Nate | 1-0 | 1 5 5.0 0 5 5.0 | |
| JOSEPH, Lex | 1-1 | 1 0 0.0 0 0 0.0 | |
| Total | 1 | 11 136 12.4 2 45 136.0 | |
| Opponents | 1 | 25 308 12.3 2 36 308.0 | |

| Field Goals | fg | pct. | 01-19 | 20-29 | 30-39 | 40-49 | 50-99 | lg | blk |
|----------------|----|------|-------|-------|-------|-------|-------|----|-----|
| PRICE, Dvonte | 3 | - | - | - | - | - | - | - | 18 |
| JOSEPH, Lex | 1 | - | - | - | - | - | - | - | 6 |
| SINGLETON, B | 1 | - | - | - | - | - | - | - | 6 |
| GABRIEL, Chase | - | - | 4-4 | - | - | - | - | - | 4 |
| Total | 5 | - | 4-4 | - | - | 0-1 | - | - | 34 |
| Opponents | 4 | 3-4 | 3-3 | 0-1 | - | - | - | - | 36 |

| Scoring | td | fg | kick | PAT | | | dxp | saf | pts |
|----------------|----|-----|------|------|-----|------|-----|-----|-----|
| | | | | rush | rcv | pass | | | |
| PRICE, Dvonte | 3 | - | - | - | - | - | - | - | 18 |
| JOSEPH, Lex | 1 | - | - | - | - | - | - | - | 6 |
| SINGLETON, B | 1 | - | - | - | - | - | - | - | 6 |
| GABRIEL, Chase | - | - | 4-4 | - | - | - | - | - | 4 |
| Total | 5 | - | 4-4 | - | - | 0-1 | - | - | 34 |
| Opponents | 4 | 3-4 | 3-3 | 0-1 | - | - | - | - | 36 |

| Total Offense | g | plays | rush | pass | total | avg/g |
|-----------------|---|-------|------|------|-------|-------|
| PRICE, Dvonte | 1 | 13 | 148 | 0 | 148 | 148.0 |
| NORTON, Stone | 1 | 18 | -41 | 120 | 79 | 79.0 |
| PETERSON, Shaun | 1 | 8 | 54 | 0 | 54 | 54.0 |
| WIGGINS, Kaylan | 1 | 7 | 35 | 5 | 40 | 40.0 |
| BORTENSCHLAGER | 1 | 4 | -8 | 11 | 3 | 3.0 |
| Total | 1 | 51 | 188 | 136 | 324 | 324.0 |
| Opponents | 1 | 79 | 219 | 308 | 527 | 527.0 |

| Score by Quarters | 1st | 2nd | 3rd | 4th | OT | Total |
|-------------------|-----|-----|-----|-----|----|-------|
| FIU | 14 | 0 | 14 | 6 | 0 | 34 |
| Opponents | 14 | 0 | 13 | 9 | 0 | 36 |

| Record: | Overall | Home | Away | Neutral |
|----------------|---------|------|------|---------|
| All games | 0-1 | 0-0 | 0-1 | 0-0 |
| Conference | 0-0 | 0-0 | 0-0 | 0-0 |
| Non-Conference | 0-1 | 0-0 | 0-1 | 0-0 |

| Team Statistics | FIU | OPP |
|-------------------------|---------|---------|
| FIRST DOWNS | 17 | 31 |
| Rushing | 8 | 13 |
| Passing | 7 | 13 |
| Penalty | 2 | 5 |
| RUSHING YARDAGE | 188 | 219 |
| Rushing Attempts | 31 | 47 |
| Average Per Rush | 6.1 | 4.7 |
| Average Per Game | 188.0 | 219.0 |
| TDs Rushing | 2 | 2 |
| PASSING YARDAGE | 136 | 308 |
| Comp-Att-Int | 11-20-0 | 25-32-0 |
| Average Per Pass | 6.8 | 9.6 |
| Average Per Catch | 12.4 | 12.3 |
| Average Per Game | 136.0 | 308.0 |
| TDs Passing | 2 | 2 |
| TOTAL OFFENSE | 324 | 527 |
| Average Per Play | 6.4 | 6.7 |
| Average Per Game | 324.0 | 527.0 |
| KICK RETURNS: #-Yards | 6-255 | 1-23 |
| PUNT RETURNS: #-Yards | 0-0 | 0-0 |
| INT RETURNS: #-Yards | 0-0 | 0-0 |
| FUMBLES-LOST | 0-0 | 2-0 |
| PENALTIES-Yards | 15-127 | 4-40 |
| PUNTS-AVG | 4-40.8 | 2-30.5 |
| TIME OF POSSESSION/Game | 22:39 | 37:21 |
| 3RD-DOWN Conversions | 4/10 | 10/18 |
| 4TH-DOWN Conversions | 1/2 | 1/1 |

| Interceptions | no. | yds | avg | td | lg |
|---------------|-----|-----|-----|----|----|
| PRICE, Dvonte | 0 | 0 | 0.0 | 0 | 0 |
| Opponents | 0 | 0 | 0.0 | 0 | 0 |

| Punting | no. | yds | avg | lg | tb | fc | i20 | 50+ | blk |
|----------------|-----|-----|------|----|----|----|-----|-----|-----|
| HEATHERLY, Tom | 4 | 163 | 40.8 | 51 | 0 | 2 | 2 | 1 | 0 |

| Punt Returns | no. | yds | avg | td | lg |
|--------------|-----|-----|-----|----|----|
| Total | 0 | 0 | 0.0 | 0 | 0 |
| Opponents | 0 | 0 | 0.0 | 0 | 0 |

| Kick Returns | no. | yds | avg | td | lg |
|--------------|-----|-----|------|----|-----|
| JOSEPH, Lex | 6 | 255 | 42.5 | 1 | 100 |
| Total | 6 | 255 | 42.5 | 1 | 100 |
| Opponents | 1 | 23 | 23.0 | 0 | 23 |

| All Purpose | g | rush | rcv | pr | kr | ir | total | avg/g |
|----------------|---|------|-----|----|-----|----|-------|-------|
| JOSEPH, Lex | 1 | 0 | 0 | 0 | 255 | 0 | 255 | 255.0 |
| PRICE, Dvonte | 1 | 148 | 6 | 0 | 0 | 0 | 154 | 154.0 |
| PETERSON, Sh | 1 | 54 | 0 | 0 | 0 | 0 | 54 | 54.0 |
| SINGLETON, B | 1 | 0 | 50 | 0 | 0 | 0 | 50 | 50.0 |
| WIGGINS, Kayla | 1 | 35 | 0 | 0 | 0 | 0 | 35 | 35.0 |
| PALMER, S | 1 | 0 | 28 | 0 | 0 | 0 | 28 | 28.0 |
| HOLLOMAN, JJ | 1 | 0 | 25 | 0 | 0 | 0 | 25 | 25.0 |
| FAIRWEATHER, R | 1 | 0 | 22 | 0 | 0 | 0 | 22 | 22.0 |
| JEFFERSON, Na | 1 | 0 | 5 | 0 | 0 | 0 | 5 | 5.0 |
| Total | 1 | 188 | 136 | 0 | 255 | 0 | 579 | 579.0 |
| Opponents | 1 | 219 | 308 | 0 | 23 | 0 | 550 | 550.0 |

| # | Defensive Leaders | gp-gs | Tackles | | | | tfl/yds | Sacks no-yds | Pass defense | | | Fumbles | | blkd | |
|-----------|-------------------|-------|---------|----|-----|-------|---------|--------------|--------------|------|-----|---------|----|------|-----|
| | | | ua | a | tot | | | | int-yds | brup | qbh | rcv-yds | ff | kick | saf |
| 58 | MAEVA, Tyson | 1-1 | 6 | 2 | 8 | 1.0-1 | . | . | . | . | . | . | . | . | . |
| 9 | GATES, Jamal | 1-1 | 4 | 3 | 7 | 1.5-6 | . | . | . | . | . | . | . | . | . |
| 3 | DAMES, RICHARD | 1-1 | 5 | 2 | 7 | 1.5-6 | . | . | 1 | . | . | . | . | . | . |
| 0 | HALL, Dorian | 1-1 | 4 | 3 | 7 | . | . | . | . | . | . | . | . | . | . |
| 4 | DAMES, RISHARD | 1-1 | 3 | 3 | 6 | . | . | . | . | . | . | . | . | . | . |
| Total | | 1 | 41 | 26 | 67 | 9-45 | 3-29 | . | 1 | 1 | . | 1 | . | . | . |
| Opponents | | 1 | 27 | 18 | 45 | 6-49 | 5-46 | . | 2 | 2 | . | . | . | . | . |

2020 TEAM GAME-BY-GAME

| Date | Opponent | Rushing | | | | Receiving | | | | Passing | | | | Kick Returns | | | | Punt Returns | | | | tot off |
|-----------|------------|---------|-----|----|----|-----------|-----|----|----|-------------|-----|----|----|--------------|-----|----|-----|--------------|-----|----|----|---------|
| | | no. | yds | td | lg | no. | yds | td | lg | cmp-att-int | yds | td | lg | no. | yds | td | lg | no. | yds | td | lg | |
| 09-26-20 | at Liberty | 31 | 188 | 2 | 65 | 11 | 136 | 2 | 45 | 11-20-0 | 136 | 2 | 45 | 6 | 255 | 1 | 100 | 0 | 0 | 0 | 0 | 324 |
| Opponents | | 47 | 219 | 2 | 67 | 25 | 308 | 2 | 36 | 25-32-0 | 308 | 2 | 36 | 1 | 23 | 0 | 23 | 0 | 0 | 0 | 0 | 527 |

Games: 1 • Avg/rush: 6.1 • Avg/catch: 12.4 • Pass effic: 145.12 • KR avg: 42.5 • All purpose avg/game: 579.0 • Total offense avg/gm: 324.0

| Date | Opponent | Tackles | | | | Sacks | Fumble | | Pass Defense | | | blkd kick | PAT Attempts | | | off | | | |
|-----------|------------|---------|----|-------|---------|--------|--------|-----|--------------|---------|-----|-----------|--------------|------|------|------|-----|-----|-----|
| | | ua | a | total | tfl-yds | | no-yds | ff | fr-yds | int-yds | qbh | | brup | kick | kick | rush | rcv | saf | t/o |
| 09-26-2 | at Liberty | 41 | 26 | 67 | 9.0-45 | 3.0-29 | 1 | 0-0 | 0-0 | 1 | 1 | 0 | 4-4 | 0 | 0 | 0 | 0 | 0 | 34 |
| Opponents | | 27 | 18 | 45 | 6.0-49 | 5.0-46 | 0 | 0-0 | 0-0 | 2 | 2 | 0 | 3-3 | 0 | 0 | 0 | 0 | 0 | 36 |

| Date | Opponent | Punting | | | | | | | Field Goals | | | Kickoffs | | | | | | |
|-----------|------------|---------|-----|------|------|------|----|----|-------------|-----|--------|----------|------|-----|-----|------|----|----|
| | | no. | yds | avg | long | blkd | tb | fc | 50+ | i20 | md-att | long | blkd | no. | yds | avg | tb | ob |
| 09-26-2 | at Liberty | 4 | 163 | 40.8 | 51 | 0 | 0 | 2 | 1 | 2 | 0-0 | 0 | 0 | 6 | 389 | 64.8 | 5 | 0 |
| Opponents | | 2 | 61 | 30.5 | 33 | 0 | 0 | 0 | 0 | 0 | 3-4 | 27 | 0 | 8 | 503 | 62.9 | 1 | 0 |

2020 DEFENSIVE STATS

| # | Defensive Leaders | gp-gs | Tackles | | | | tfl/yds | Sacks no-yds | Pass defense | | | Fumbles | | blkd | |
|-----------|-------------------|-------|---------|----|-----|--------|---------|-----------------|--------------|------|-----|---------|----|------|-----|
| | | | ua | a | tot | | | | int-yds | brup | qbh | rcv-yds | ff | kick | saf |
| 58 | MAEVA, Tyson | 1-1 | 6 | 2 | 8 | 1.0-1 | . | . | . | 1 | . | . | . | . | |
| 9 | GATES, Jamal | 1-1 | 4 | 3 | 7 | 1.5-6 | . | . | . | . | . | . | . | . | |
| 3 | DAMES, RICHARD | 1-1 | 5 | 2 | 7 | 1.5-6 | . | . | 1 | . | . | . | . | . | |
| 0 | HALL, Dorian | 1-1 | 4 | 3 | 7 | . | . | . | . | . | . | . | . | . | |
| 4 | DAMES, RISHARD | 1-1 | 3 | 3 | 6 | . | . | . | . | . | . | . | . | . | |
| 11 | POWELL, Josh | 1-0 | 2 | 3 | 5 | 1.0-2 | . | . | . | . | . | . | . | . | |
| 92 | MERCIER, Jason | 1-1 | 2 | 1 | 3 | . | . | . | . | . | . | . | . | . | |
| 99 | STRICKLAND, D | 1-1 | 1 | 2 | 3 | 1.0-9 | 1.0-9 | . | . | . | . | . | . | . | |
| 55 | CHRISTMAS-GILES | 1-0 | 2 | 1 | 3 | . | . | . | . | . | . | . | . | . | |
| 7 | TURNER, Josh | 1-1 | 2 | 1 | 3 | . | . | . | . | . | . | . | . | . | |
| 53 | JONES, Tevin | 1-0 | 1 | 1 | 2 | 1.0-11 | 1.0-11 | . | . | . | . | 1 | . | . | |
| 10 | JACKSON, Daniel | 1-0 | 1 | 1 | 2 | . | . | . | . | . | . | . | . | . | |
| 90 | CURTIS, Noah | 1-1 | 2 | . | 2 | . | . | . | . | . | . | . | . | . | |
| 6 | JEAN-BAPTISTE | 1-0 | 1 | 1 | 2 | 1.0-9 | 1.0-9 | . | . | . | . | . | . | . | |
| 94 | OLIVER, Kevin | 1-1 | 1 | . | 1 | . | . | . | . | . | . | . | . | . | |
| 28 | WALKER, Jesson | 1-0 | . | 1 | 1 | . | . | . | . | . | . | . | . | . | |
| 22 | MCCRAY, Benny | 1-0 | 1 | . | 1 | . | . | . | . | . | . | . | . | . | |
| 45 | JACQUES-LOUIS,R | 1-0 | 1 | . | 1 | . | . | . | . | . | . | . | . | . | |
| 18 | JAGHAI, Nikholi | 1-1 | 1 | . | 1 | . | . | . | . | . | . | . | . | . | |
| 43 | WHITE, Nate | 1-0 | 1 | . | 1 | 1.0-1 | . | . | . | . | . | . | . | . | |
| 44 | MATHIS, AJ | 1-0 | . | 1 | 1 | . | . | . | . | . | . | . | . | . | |
| Total | | 1 | 41 | 26 | 67 | 9-45 | 3-29 | . | 1 | 1 | . | 1 | . | . | |
| Opponents | | 1 | 27 | 18 | 45 | 6-49 | 5-46 | . | 2 | 2 | . | . | . | . | |

2020 PLAYER GAME HIGHS

| | | |
|---------------------|------|--------------------------------------|
| Rushes | 13 | PRICE, Dvonte at Liberty (09-26-20) |
| Yards Rushing | 148 | PRICE, Dvonte at Liberty (09-26-20) |
| TD Rushes | 2 | PRICE, Dvonte at Liberty (09-26-20) |
| Long Rush | 65 | PRICE, Dvonte at Liberty (09-26-20) |
| Pass attempts | 13 | NORTON, Stone at Liberty (09-26-20) |
| Pass completions | 9 | NORTON, Stone at Liberty (09-26-20) |
| Yards Passing | 120 | NORTON, Stone at Liberty (09-26-20) |
| TD Passes | 2 | NORTON, Stone at Liberty (09-26-20) |
| Long Pass | 45 | NORTON, Stone at Liberty (09-26-20) |
| Receptions | 3 | PALMER, S at Liberty (09-26-20) |
| Yards Receiving | 50 | SINGLETON, B at Liberty (09-26-20) |
| TD Receptions | 1 | PRICE, Dvonte at Liberty (09-26-20) |
| | 1 | SINGLETON, B at Liberty (09-26-20) |
| Long Reception | 45 | SINGLETON, B at Liberty (09-26-20) |
| Punts | 4 | HEATHERLY, Tom at Liberty (09-26-20) |
| Punting Avg | 40.8 | HEATHERLY, Tom at Liberty (09-26-20) |
| Long Punt | 51 | HEATHERLY, Tom at Liberty (09-26-20) |
| Punts inside 20 | 2 | HEATHERLY, Tom at Liberty (09-26-20) |
| Long Kickoff Return | 100 | JOSEPH, Lex at Liberty (09-26-20) |
| Tackles | 8 | MAEVA, Tyson at Liberty (09-26-20) |
| Sacks | 1.0 | STRICKLAND, D at Liberty (09-26-20) |
| | 1.0 | JEAN-BAPTISTE at Liberty (09-26-20) |
| | 1.0 | JONES, Tevin at Liberty (09-26-20) |
| Tackles For Loss | 1.5 | DAMES, RICHARD at Liberty (09-26-20) |
| | 1.5 | GATES, Jamal at Liberty (09-26-20) |

THE LAST TIME IT HAPPENED...

RUSHING

| | |
|---|--|
| Individual with 25-30 rushing attempts: | |
| FIU: | Alex Gardner (27) - Florida Atlantic 10/1/16 |
| Opp: | Gaej Walker (27) - vs WKU 9/7/19 |
| Individual with 31 or more rushing attempts: | |
| FIU: | Ben West (34) - Florida A&M 10/1/05 |
| Opp: | James Conner (31) - Pittsburg 9/13/14 |
| Individual rushed for 100-149 yards: | |
| FIU: | Anthony Jones (112) - vs Miami 11/23/19 |
| Opp: | Terelle West (130) & Jayy McDonald (138) - at Middle Tennessee 10/26/19 |
| Individual rushed for 150-199 yards: | |
| FIU: | Kaylan Wiggins (187) - New Hampshire 9/14/19 |
| Opp: | Malcolm Davidson (153) - at Florida Atlantic 11/9/19 |
| Individual rushed for 200+ Yards: | |
| FIU: | Ben West (214) - Florida A&M 10/1/05 |
| Opp: | Bennie Cunningham (230) - Middle Tennessee 10/13/12 |
| Individual with 100 rush and receiving yards: | |
| FIU: | Kedrick Rhodes (130 rush/115 rec.) - at Duke 9/1/12 |
| Opp: | Never N/A |
| Two rushers with 100 yards in a game: | |
| FIU: | Anthony Jones (117) & Napoleon Maxwell (114) - vs Charlotte 10/12/19 |
| Opp: | Devin Singletary (184) & Kerrith Whyte (165) - vs Florida Atlantic 11/3/18 |
| Three rushers with 100 yards in a game: | |
| FIU: | Darnet Perry (186), T.Y. Hilton (158), Darian Mallary (118) - at Troy 11/13/10 |
| Opp: | Asher O'Hara (159), Jayy McDonald (138) & Terelle West (130) - at MT 10/26/19 |
| Team with 40 rushing attempts: | |
| FIU: | 41 - vs Old Dominion 11/2/19 |
| Opp: | 44 - at Florida Atlantic 11/9/19 |
| Team with fewer than 25 rushing attempts: | |
| FIU: | 23 - at Charlotte 11/17/18 |
| Opp: | 24 - vs UMass 10/4/19 |
| Team rushed for 300+ Yards: | |
| FIU: | 364 - vs Charlotte 10/12/19 |
| Opp: | 471 - at Middle Tennessee 10/23/19 |
| Team held between 51-100 yards rushing: | |
| FIU: | 75 - at Tulane 8/27/19 |
| Opp: | 64 - vs Old Dominion 11/2/19 |
| Team held under 50 yards rushing: | |
| FIU: | 39 - at Charlotte 10/15/16 |
| Opp: | 38 - vs UMass 10/4/19 |
| Individual scored on 50+ yard run: | |
| FIU: | Napoleon Maxwell (75) - at Florida Atlantic 11/9/19 |
| Opp: | Jayy McDonald (92) - at Middle Tennessee 10/23/19 |

PASSING

| | |
|--------------------------------------|--|
| Individual with 40 pass attempts: | |
| FIU: | James Morgan (41) - at Louisiana Tech 9/20/19 |
| Opp: | J'Mar Smith (41) - at Louisiana Tech 9/20/19 |
| Individual with 50 pass attempts: | |
| FIU: | Alex McGough (50) - Old Dominion 11/11/17 |
| Opp: | Layne Hatcher (51) - vs Arkansas State 12/21/19 |
| Individual with 60 pass attempts: | |
| FIU: | Never N/A |
| Opp: | Ben Dougherty (60) - vs. Florida A&M 11/27/04 |
| Individual completed 25 passes: | |
| FIU: | James Morgan (29) - at Louisiana Tech 9/20/19 |
| Opp: | Layne Hatcher (27) - vs Arkansas State 12/21/19 |
| Individual completed 30 passes: | |
| FIU: | Alex McGough (35) - Old Dominion 11/11/17 |
| Opp: | Andrew Ford (34) - UMass 12/2/17 |
| Individual passed for 300-399 yards: | |
| FIU: | James Morgan (312) - vs Arkansas State 12/21/19 |
| Opp: | Layne Hatcher (393) - vs Arkansas State 12/21/19 |

| | |
|--|---|
| Individual passed for 400+ yards: | |
| FIU: | Paul McCall (400) - at Florida Atlantic (OT) 11/29/08 |
| Opp: | Graham Wilbert (403) - at Florida Atlantic 11/16/12 |
| Individual threw three (3) touchdowns: | |
| FIU: | James Morgan (3) - at UTSA 11/10/18 |
| Opp: | Eli Peters (3) - vs Toledo 12/21/18 |
| Individual threw four (4) touchdowns: | |
| FIU: | James Morgan (4) - UAPB 9/29/18 |
| Opp: | Layne Hatcher (4) - vs Arkansas State 12/21/19 |
| Individual threw five (5) touchdowns: | |
| FIU: | Never N/A |
| Opp: | Dalton Williams (5) - Akron 9/8/12 |
| Team with less than 10 pass attempts: | |
| FIU: | 9 - at Louisville 9/21/13 |
| Opp: | 7 - at UTEP 11/16/13 |
| Team with less than five (5) pass completions: | |
| FIU: | 4 - at Louisville 9/21/13 |
| Opp: | 3 - at UTEP 11/16/13 |
| Team had less than 50 yards passing: | |
| FIU: | 27 - at Louisville 9/21/13 |
| Opp: | 25 - at Middle Tennessee 10/26/19 |
| Individual threw for a 60-69-yard touchdown: | |
| FIU: | Alex McGough to Dennis Turner (64) - N.C. Central 9/19/15 |
| Opp: | Driphus Jackson to James Maiden (69) - Rice 11/1/14 |
| Individual threw for a 70-yard+ touchdown: | |
| FIU: | James Morgan to Maurice Alexander (76) - UAPB 9/29/18 |
| Opp: | Max Brosmer to Dylan Laube (86) - at Florida Atlantic 9/14/19 |

RECEIVING

| | |
|---|---|
| Individual caught 10 passes: | |
| FIU: | Austin Maloney (10) - vs Arkansas State 12/21/19 |
| Opp: | Deon-Tay McManus (10) - Marshall 11/19/16 |
| Individual had 100 yards receiving: | |
| FIU: | Austin Maloney (178) - vs Arkansas State 12/21/19 |
| Opp: | Omar Bayless (180) - vs Arkansas State 12/21/19 |
| Two individuals with 100 yards receiving in a game: | |
| FIU: | Glenn Coleman (115) and Willis Wright (109) - Middle Tenn. 10/13/12 |
| Opp: | Richie James (127) and Ty Lee (100) - Middle Tennessee 10/29/15 |

TOTAL OFFENSE

| | |
|--|--|
| Team gained 500 total yards: | |
| FIU: | 510 - vs Charlotte (350 Rushing, 160 Passing) 10/12/19 |
| Opp: | 525 - vs Arkansas State (132 rush, 393 pass) 12/21/20 |
| Team gained 600 total yards: | |
| FIU: | 613 - UAPB (220 rush, 393 pass) 9/29/18 |
| Opp: | 615 - at Kansas (224 rush, 391 pass) 9/22/07 |
| Team gained between 100-200 total yards: | |
| FIU: | 189 - WKU (80 rush, 109 pass) 9/24/16 |
| Opp: | 115 - vs UMass (38 rush, 77 pass) 10/4/19 |
| Team gained less than 100 total yards: | |
| FIU: | 27 - at Louisville 9/21/13 |
| Opp: | Never N/A |

FIRST DOWNS

| | |
|------------------------------------|---------------------------------|
| Team had 25 first downs: | |
| FIU: | 26 - vs Charlotte 10/12/19 |
| Opp: | 31 - vs Arkansas State 12/21/19 |
| Team had less than 10 first downs: | |
| FIU: | 7 - at Miami 9/22/18 |
| Opp: | 5 - vs UMass 10/4/19 |

THE LAST TIME IT HAPPENED...

PUNTING

Team punted at least 10 times:
 FIU: 10 - at UAB 9/27/14
 Opp: 10 - N.C. Central 9/19/15

Team did not punt:
 FIU: Never (1, several, last vs Charlotte) 10/12/19
 Opp: vs Florida Atlantic 11/3/18

Individual recorded a +50-yard punt:
 FIU: Tommy Heatherly (53) - vs Arkansas 12/21/19
 Opp: Bailey Cate (59) - vs Old Dominion 11/2/19

Individual recorded a +60-yard punt:
 FIU: Tommy Heatherly (68) - at Middle Tennessee 11/9/19
 Opp: Lou Hedley (61) - vs Miami 11/23/19

Individual recorded a +70-yard punt:
 FIU: Stone Wilson (71) - at Florida Atlantic 11/18/17
 Opp: Mike Ruggles (73) - at UTEP 11/16/13

Individual blocked a punt:
 FIU: Kenyatta Anderson - Charlotte 11/7/15
 Opp: Mar Drayton - vs Marshall 11/24/18

Individual caught three touchdown passes:
 FIU: Bryce Singleton (3) - UMass 12/2/17
 Opp: Austin Duke (3) - Charlotte 11/7/15

Individual rushed for three touchdowns:
 FIU: Anthony Jones (3) - vs Charlotte 10/12/19
 Opp: Malcolm Davidson (3) - at Florida Atlantic 11/9/19

Individual kicked three field goals:
 FIU: Jose Borregales - vs Miami 11/23/19
 Opp: Vladimir Rivas - at Florida Atlantic 11/9/19

Individual kicked four or more field goals:
 FIU: Jose Borregales (4) - vs Arkansas State 12/21/19
 Opp: Bailey Hale (5) - at Louisiana Tech 9/20/19

Individual kicked a 50-yard field goal:
 FIU: Jose Borregales (52) - vs Arkansas State 12/21/19
 Opp: Greg Joseph (50) - Florida Atlantic 10/1/16

Individual returned a kickoff for a touchdown:
 FIU: Richard Leonard (100 yards) - at Florida Atlantic 11/16/12
 Opp: Carlos Henderson (92 yards) - LA Tech 10/22/16

TURNOVERS

Individual threw three (3) interceptions:
 FIU: Alex McGough (3) - Indiana 9/1/16
 Opp: Jarren Williams (3) - vs Miami 11/23/19

Individual with two (2) interceptions:
 FIU: Richard Dames - vs Marshall 11/24/18
 Opp: Wiley Green - vs Rice 10/20/18

Team had four (4) turnovers:
 FIU: 4 (4 fumbles) - at Middle Tennessee 10/26/19
 Opp: 4 (4 INTs/0 fumbles) - at UTSA 11/10/18

Team had five (5) turnovers:
 FIU: 5 (2 INTs/3 fumbles) - at UTSA 10/11/14
 Opp: 5 (3 INTs/2 fumbles) - Middle Tennessee 11/15/14

Team had six (6) turnovers:
 FIU: 7 (5 INTs/2 fumbles) - at Arkansas 10/27/07
 Opp: 6 (4 INTs/2 fumbles) - at UAB 9/27/14

Team lost three (3) fumbles:
 FIU: 3 - at UCF 8/31/17
 Opp: 3 - Western Kentucky 11/24/14

Team lost six (6) fumbles:
 FIU: 6 - North Texas 10/15/05
 Opp: Never (High of 4 - twice - last Wagner) 9/6/14

Team recovered an onside kick:
 FIU: 1 - at WKU 10/27/18
 Opp: 1 - at Louisiana Tech 9/20/19

Individual returned a punt for a touchdown:
 FIU: Maurice Alexander (90 yards) - vs UMass 10/4/19
 Opp: Deandre Reaves (69 yards) - at Marshall 11/14/15

Individual returned an interception for a touchdown:
 FIU: Rishard Dames (80 yards) - vs WKU 9/7/19
 Opp: J. Crawford (33 yards) - Indiana 9/1/18

Individual returned a fumble for a touchdown:
 FIU: Sage Lewis (61 yards) - at Charlotte 11/17/18
 Opp: Andrew Power (29 yards) - North Texas 9/1/11

Individual recovered a fumble in end zone for a TD:
 FIU: Chance Attaway - at Middle Tennessee 9/29/07
 Opp: Ryan Downing - North Texas 9/1/11

Individual returned/recovered a blocked punt for a TD:
 FIU: Kenyatta Anderson (23 yards) - Charlotte 11/7/15
 Opp: Mar Drayton (0 yards) - vs Marshall 11/24/18

Individual returned/recovered a blocked FG for a TD:
 FIU: Never
 Opp: Ross Cockrell (75 yards) - Duke 9/1/12

Individual returned a blocked PAT for a touchdown:
 FIU: Zach Davis - vs. Florida A&M 11/27/04
 Opp: Never

Team scored a two-point conversion:
 FIU: vs Marshall (M. Alexander pass to C. Alexander) 11/24/18
 Opp: vs Toledo (Eli Peters pass to Cody Thompson) 12/21/18

PENALTIES

Team was penalized 10 times:
 FIU: 11 - Tulane 10/14/17
 Opp: 10 - vs Arkansas State 12/21/19

Team was not penalized:
 FIU: Never (Record low 2 - at Troy) 10/18/03
 Opp: vs Rice 10/20/18

Team scored a safety:
 FIU: vs UTEP 10/19/19
 Opp: at UCF 8/31/17

Team recorded a shutout:
 FIU: vs UMass (44-0) 10/4/19
 Opp: at Marshall (52-0) 11/14/15

Team scored 28 points in a quarter:
 FIU: 28 (2nd) - UMass 9/15/18
 Opp: 28 (4th) - vs Florida Atlantic 11/3/18

SCORING

Individual scored three touchdowns:
 FIU: James Morgan (3, two passing, one rushing) - at Louisiana Tech 9/20/19
 Opp: Malcolm Davidson (3, all rushing) - at Florida Atlantic 11/9/19

Individual scored four touchdowns:
 FIU: Anthony Jones (4, Three rushing, one receiving) - vs Charlotte 10/12/19
 Opp: Layne Hatcher (4, all passing) - vs Arkansas State 12/21/19

Individual caught two touchdown passes:
 FIU: Anthony Jones (2) - at Charlotte 11/17/18
 Opp: Jon'Vea Johnson (2) - vs Toledo 12/21/18

Team scored 40 points in a half:
 FIU: 42 (1st) - vs UMass 9/15/18
 Opp: 40 (1st) - at Maryland 8/31/13

INDIVIDUAL RECORD HOLDERS

SINGLE-GAME RECORDS

| Record | No. | Player vs. Opp. | Date |
|-------------------------|-------|--|----------|
| Rush Att. | 37 | Rashod Smith vs. Stephen F. Austin | 10/9/04 |
| Rush Net Yards | 262 | Rashod Smith vs. Jacksonville | 10/31/02 |
| APR (10 rush) | 13.4 | Kaylan Wiggins vs. New Hampshire | 9/14/19 |
| Rush TDs | 4 | Rashod Smith at NMSU | 10/30/04 |
| Long Rush | 89 | Rashod Smith vs. Jacksonville | 10/31/02 |
| Pass Att. | 58 | Wes Carroll at Maryland | 9/25/10 |
| Pass Comp. | 35 | Alex McGough vs. ODU (tied) | 11/11/17 |
| Pass % (10 att) | 90.0% | EJ Hilliard vs. Louisville | 9/22/12 |
| Pass Yards | 414 | James Morgan at LA Tech | 9/20/19 |
| Pass YPA | 24.4 | James Morgan vs. UAPB | 9/29/18 |
| Pass YPC | 37.9 | James Morgan vs. UAPB | 9/29/18 |
| Pass TDs | 4 | James Morgan vs. UAPB (tied) | 9/29/18 |
| Pass INT | 5 | Wayne Younger at Arkansas | 10/27/07 |
| Pass Eff. | 363.2 | James Morgan vs. UAPB | 9/29/18 |
| Long Pass | 89 | Josh Padrick at Maryland | 9/23/06 |
| Most Rec. | 12 | T.Y. Hilton at Akron | 10/8/11 |
| Rec. Yards | 201 | T.Y. Hilton at Louisville | 9/9/11 |
| AVC (3 rec.) | 48.3 | T.Y. Hilton at North Texas | 10/4/08 |
| Rec TD | 3 | Bryce Singleton vs. UMass (tied) | 12/2/17 |
| Long Rec. | 89 | Samuel Smith at Maryland | 9/23/06 |
| Total Off. Yds | 421 | James Morgan at LA Tech | 9/20/19 |
| All-Purpose Yds | 295 | T.Y. Hilton at ULL | 11/1/08 |
| Most Points | 24 | Anthony Jones vs. Charlotte (tied) | 10/12/19 |
| Most TDs | 4 | Anthony Jones vs. Charlotte (tied) | 10/12/19 |
| XP Made | 9 | Jose Borregales vs. UMass (tied) | 9/15/18 |
| XP Att. | 9 | Jose Borregales vs. UMass (tied) | 9/15/18 |
| Most Pts Kick | 16 | Dustin Rivest vs. Ark. State | 11/8/08 |
| FG Made | 5 | Dustin Rivest vs. Ark. State | 11/8/08 |
| FG Att. | 7 | Dustin Rivest vs. Ark. State (tied) | 11/8/08 |
| Long FG Made | 53 | Jose Borregales vs. Miami (tied) | 11/23/19 |
| Most Punts | 11 | Chris Cook at Penn State | 9/1/07 |
| Yards Punting | 456 | Chris Cook vs. Troy | 10/6/07 |
| Punt Avg (3 punts) | 52.2 | Stone Wilson at FAU | 11/18/17 |
| Downed in 20 | 5 | Carlos Munera at Troy | 10/18/08 |
| Longest Punt | 71 | Stone Wilson at FAU (tied) | 11/18/17 |
| Long Punt Ret. | 97 | T.Y. Hilton vs. Florida Atlantic | 11/12/11 |
| Long Kick Ret. | 100 | Richard Leonard at Florida Atlantic | 11/16/12 |
| | 100 | Lexington Joseph at Liberty | 9/26/20 |
| Most Punt Ret. | 5 | Maurice Alexander vs. UMass (tied) | 9/15/18 |
| Punt Ret. Yds | 148 | Richard Leonard vs. Bethune-Cookman | 8/30/14 |
| Punt Ret. Avg. (2 ret.) | 70.0 | Maurice Alexander vs. UMASS | 10/5/19 |
| Most Kick Ret. | 8 | Lionell Singleton vs. Florida Atlantic | 11/24/07 |
| Kick Ret. Yds | 255 | Lexington Joseph at Liberty | 9/26/20 |
| Kick Ret. Avg. | 60.0 | T.Y. Hilton at Alabama | 9/12/09 |
| Most Tackles | 21 | John Haritan at Youngstown State | 9/11/04 |
| Most TFL | 5.5 | Mike Wakefield vs. Charlotte (tied) | 11/7/15 |
| Most Sacks | 4.0 | Mike Wakefield vs. Charlotte (tied) | 11/7/15 |
| Most INT | 2 | Richard Dames vs. Marshall (tied) | 11/24/18 |
| Long INT Ret. | 82 | Marshall McDuffie vs. Florida Atlantic | 11/26/05 |
| Pass Breakup | 4 | Sage Lewis at UTSA (tied) | 11/9/18 |
| Long Fum. Ret. | 100 | Richard Leonard vs. Florida Atlantic | 10/2/14 |
| Most Fum Ret. | 1 | Sage Lewis at Charlotte (tied) | 11/17/18 |
| Fum. Rec. | 2 | Anthony Wint vs. UMass (tied) | 12/2/17 |
| Fum. Forced | 2 | Johnathan Cyprien at Texas A&M (tied) | 9/18/10 |
| Blocked Kicks | 1 | Brad Muhammad vs. UMass (tied) | 12/2/17 |

SEASON RECORDS

| Record | No. | Player | Year |
|-------------------|-------|----------------------------|------|
| Rush Att. | 233 | Kendrick Rhodes | 2011 |
| Rush Net Yards | 1,159 | Kendrick Rhodes | 2011 |
| APR (50 att) | 6.22 | D'Vonte Price | 2018 |
| Rush TDs | 16 | Darriet Perry | 2010 |
| RPG (5 games) | 113.3 | Rashod Smith | 2004 |
| Pass Att. | 420 | Alex McGough | 2015 |
| Pass Comp. | 269 | Alex McGough | 2015 |
| Pass % (200 att) | 65.4% | Alex McGough | 2017 |
| Pass Yards | 2,798 | Alex McGough | 2017 |
| Pass YPA | 8.4 | James Morgan | 2018 |
| Pass YPC | 14.0 | Jake Medlock (tied) | 2012 |
| Pass TDs | 26 | James Morgan | 2018 |
| Pass INT | 17 | Wayne Younger | 2007 |
| Pass Eff. | 157.6 | James Morgan | 2018 |
| Most Rec. | 72 | T.Y. Hilton | 2011 |
| Rec. Yards | 1,038 | T.Y. Hilton | 2011 |
| APC (25 rec.) | 25.3 | Willis Wright | 2012 |
| CPG (5 games) | 6.70 | Chandler Williams | 2006 |
| Rec TD | 8 | Thomas Owens (tied) | 2015 |
| Total Off. Yds | 3,029 | Alex McGough | 2017 |
| All-Purpose Yds | 2,163 | T.Y. Hilton | 2008 |
| Most Points | 102 | Jack Griffin | 2011 |
| Most TDs | 16 | Darriet Perry (non-QB) | 2010 |
| XP Made | 54 | Jose Borregales | 2018 |
| XP Att. | 55 | Jose Borregales | 2018 |
| FG Made | 22 | Jack Griffin | 2011 |
| FG Att. | 29 | Jose Borregales | 2019 |
| Most Punts | 75 | Chris Cook | 2007 |
| Yards Punting | 3,092 | Carlos Munera | 2009 |
| Punt Avg (40 att) | 44.02 | Stone Wilson | 2018 |
| Most Punt Ret. | 24 | Greg Moss | 2003 |
| Punt Ret. Yds | 309 | Richard Leonard | 2014 |
| PRA (5 ret.) | 23.77 | Richard Leonard | 2014 |
| Punt Ret. TD | 1 | Maurice Alexander (tied) | 2018 |
| Most Kick Ret. | 48 | Lionell Singleton | 2007 |
| Kick Ret. Yds | 1,119 | Lionell Singleton | 2007 |
| KRA (5 ret.) | 30.44 | T.Y. Hilton | 2011 |
| Kick Ret. TD | 2 | T.Y. Hilton | 2010 |
| Most Tackles | 132 | Sage Lewis | 2018 |
| Solos | 83 | Sage Lewis | 2018 |
| Assisted | 60 | Lance Preston | 2003 |
| Most TFL | 22.5 | Antwan Barnes | 2006 |
| Most Sacks | 9.5 | Jarvis Wilson (tied) | 2010 |
| QB Hurries | 7 | AJ Johnson | 2018 |
| Most INT | 5 | Richard Leonard (tied) | 2014 |
| INT TD | 2 | Rocky Jacques-Louis (tied) | 2018 |
| Pass Breakup | 11 | Anthony Gaitor (tied) | 2008 |
| Fum. Rec. | 4 | Richard Leonard (tied) | 2014 |
| Fum. Forced | 4 | Mike Wakefield (tied) | 2015 |
| Blocked Kicks | 2 | Isame Faciane (tied) | 2013 |

INDIVIDUAL RECORD HOLDERS

CAREER RECORDS

| Record | No. | Player | Years |
|--------------------|------------|--------------------------|--------------|
| Rush Att. | 685 | Alex Gardner | 2014-17 |
| Rush Net Yards | 3,063 | Alex Gardner | 2014-17 |
| APR (100 att.) | 6.58 | D'Vonte Price | 2017-present |
| Rush TDs | 27 | Darriet Perry | 2008-11 |
| YPG (25 games) | 87.8 | Rashod Smith | 2002-04 |
| Pass Att. | 1,479 | Josh Padrick | 2002-06 |
| Pass Comp. | 820 | Josh Padrick | 2002-06 |
| Pass % (200 att) | 65.3% | James Morgan | 2018-19 |
| Pass Yards | 9,237 | Josh Padrick | 2002-06 |
| Pass YPA | 7.9 | James Morgan (tied) | 2018-19 |
| Pass YPC | 13.7 | Jamie Burke | 2002-05 |
| Pass TDs | 65 | Alex McGough | 2014-17 |
| Pass INT | 50 | Josh Padrick | 2002-06 |
| Pass Eff. | 143.4 | James Morgan | 2018-19 |
| Most Rec. | 229 | T.Y. Hilton | 2008-11 |
| Rec. Yards | 3,531 | T.Y. Hilton | 2008-11 |
| APC (50 rec.) | 16.29 | Glenn Coleman | 2010-14 |
| CPG (25 games) | 4.95 | Chandler Williams | 2003-06 |
| Rec TD | 24 | T.Y. Hilton | 2008-11 |
| Total Off. Yds | 9,626 | Alex McGough | 2014-17 |
| All-Purpose Yds | 7,498 | T.Y. Hilton | 2008-11 |
| Most Points | 281 | Jose Borregales (non-QB) | 2017-19 |
| Most TDs | 37 | T.Y. Hilton (non-QB) | 2008-11 |
| XP Made | 131 | Jose Borregales (non-QB) | 2017-19 |
| XP Att. | 134 | Jose Borregales (non-QB) | 2017-19 |
| XP % (90 att.) | 98.9% | Jose Borregales | 2017-19 |
| FG Made | 50 | Jose Borregales | 2017-19 |
| FG Att. | 65 | Jose Borregales | 2017-19 |
| FG % (20 att.) | 77.4% | Jack Griffin | 2009-12 |
| Most Punts | 203 | Stone Wilson | 2015-18 |
| Yards Punting | 8,225 | Stone Wilson | 2015-18 |
| Punt Avg (150 att) | 40.52 | Stone Wilson | 2015-18 |
| Most Punt Ret. | 49 | T.Y. Hilton | 2008-11 |
| Punt Ret. Yds | 614 | T.Y. Hilton | 2008-11 |
| PRA (20 ret.) | 16.24 | Maurice Alexander | 2016-19 |
| Punt Ret. TD | 2 | Richard Leonard (tied) | 2011-15 |
| Most Kick Ret. | 105 | T.Y. Hilton | 2008-11 |
| Kick Ret. Yds | 2,855 | T.Y. Hilton | 2008-11 |
| KRA (20 ret.) | 27.44 | Greg Moss | 2002-04 |
| Kick Ret. TD | 4 | T.Y. Hilton | 2008-11 |
| Most Tackles | 365 | Johnathan Cyprien | 2009-12 |
| Solos | 213 | Johnathan Cyprien | 2009-12 |
| Assisted | 166 | Scott Bryant | 2006-09 |
| Most TFL | 57.5 | Antwan Barnes | 2003-06 |
| Most Sacks | 21.5 | Antwan Barnes | 2003-06 |
| QB Hurries | 13 | Greg Gickman | 2010-13 |
| Most INT | 16 | Nick Turnbull | 2002-05 |
| INT TD | 3 | Anthony Gaitor | 2007-10 |
| Pass Breakup | 28 | Richard Leonard | 2011-15 |
| Fum. Rec. | 7 | Anthony Wint (tied) | 2014-17 |
| Fum. Forced | 8 | Mike Wakefield | 2012-15 |
| Blocked Kicks | 3 | Jonathan Faucher (tied) | 2008-11 |