

FIU PANTHERS

2019 FOOTBALL GAME NOTES

FIU (0-1, 0-0 C-USA) vs. WKU (0-1, 0-0 C-USA)

SEPT. 7, 2019 >> RICCARDO SILVA STADIUM >> MIAMI, FL >> 7:00 PM ET >> ESPN+

FIU



FIUsports.com

2019 STAT BREAKDOWN			
14.0	PTS/GM		28.0
42.0	PTS ALLOWED/GM		35.0
59.0	RUSH/GM		184.0
208.0	PASS/GM		304.0
267.0	OFF YDS/GM		488.0
545.0	DEF YDS/GM		424.0

WKU



WKUSports.com

RECORD & SCHEDULE	
OVERALL RECORD:	0-1
C-USA RECORD:	0-0
NON-CONFERENCE:	0-1
HOME:	0-0
AWAY:	0-1
NEUTRAL:	0-0

FIU QUICK NOTES

Head Coach:Butch Davis
 2019 Record:0-1
 Record at FIU (Years):17-10 (3)
 Overall Record (Years):96-53 (13)

WKU QUICK NOTES

Head Coach:Tyson Helton
 2019 Record:0-1
 Record at WKU (Years):0-1 (1)
 Overall Record (Years):0-1 (1)

2019 SCHEDULE

Date	Opponent	TV/Online	Time/Result
8.29	at Tulane	ESPN3	L/14-42
9.7	WKU*	ESPN+	7 p.m.
9.14	NEW HAMPSHIRE	ESPN+	7 p.m.
9.20	at Louisiana Tech*	CBSSN	8 p.m.
10.5	UMASS	ESPN+	7 p.m.
10.12	CHARLOTTE*	ESPN+	7 p.m.
10.19	UTEP*	ESPN+	7 p.m.
10.26	at Middle Tennessee*	NFL Network	3:30 p.m.
11.2	OLD DOMINION*	ESPN+	12 p.m.
11.9	at Florida Atlantic*	Stadium	6 p.m.
11.17	MIAMI^	CBSSN	7 p.m.
11.24	at Marshall*	CBSSN	12 p.m.

>> HERE'S A THING OR TWO... OR THREE

WORTH NOTING

- >> FIU opens its home slate on Saturday, Sept. 7 at 7:00 p.m. ET.
- >> The Panthers dropped their season opener to Tulane last Thursday night in New Orleans by the score of 42-14.

FROM THE FIELD

- >> On offense, James Morgan finished the game with 208 yards passing and a touchdown toss.
- >> On defense, FIU was led by Stanley Thomas-Oliver who earned a career-high nine tackles on the night.

INSIDE THE SERIES

- >> FIU and WKU have met on the gridiron 12 times, with the series knotted up at 6-6.
- >> FIU took the last meeting in Bowling Green, after winning 38-17.
- >> FIU has taken the last two meetings overall, with WKU winning 4 of the last 6.

>> BY THE NUMBERS

- 102** Since Butch Davis' arrival in 2017, FIU has seen 102 school records broke or tied. The most notable last year was the record for wins in a season after FIU won nine in 2018.
- 9** Stanley Thomas-Oliver earned a career-high nine tackles last time out against Tulane.
- 3** FIU has won its last three C-USA openers, with wins against FAU, Rice and Old Dominion.

THIS WEEK IN THE C-USA

Friday, September 6
 Wake Forest at Rice (CBSSN, 8:00 p.m. ET)
 Marshall at Boise State (ESPN2, 9:00 p.m. ET)

Saturday, August 7
 UAB at Akron (CBSSN, 12 p.m. ET)
 Old Dominion at Virginia Tech (ESPNU, 12 p.m. ET)
 Southern Miss at Mississippi State (ESPNU, 3:30 p.m. ET)
 Grambling State at Louisiana Tech (NFL Network, 3:30 p.m. ET)
 Charlotte at Appalachian State (ESPN+, 3:30 p.m. ET)
 UTSA at Baylor (Fox Sports Networks, 4 p.m. ET)
 WKU at FIU (ESPN+, 7 p.m. ET)
 UCF at Florida Atlantic (CBS Sports Network, 7 p.m. ET)
 North Texas at SMU (ESPN3, 7 p.m. ET)
 Tennessee State at Middle Tennessee (ESPN3, 7 p.m. ET)
 UTEP at Texas Tech (Fox Sports Networks, 8 p.m. ET)

EXPERIENCE THE ACTION

>> TV/STREAM



Saturday's game will be broadcast on ESPN+ with AJ Ricketts on PBP and Kenny Kelly handling analyst duties.

>> RADIO



Saturday's game will be aired on **790 AM The Ticket** with Ryan Urquhart on the call.

>> LIVE STATS



Visit FIUsports.com for up to date links on how to follow the contest via live stats online.

>> SOCIAL MEDIA



@FIUFootball | @FIUAthletics



@FIUFootball | @FIUAthletics



@FIUFootball | @FIUAthletics

REFER AS FIU PANTHERS

Florida International University has a long and storied history across its 18 Division I NCAA programs. We respectfully ask that you refer to our University's athletic programs as the **FIU Panthers**.

Please refrain from using any of the following variations:
Florida International Fla Int'l Golden Panthers

C-USA CONTACTS

C-USA Communication Staff

Asst. Commissioner (FB/BSB) - Russ Anderson
 Director of Communications - Tim McNamara
 Asst. Director of Communications - Cassie Logan
 Communications Assistant - Carley Raybon

C-USA Football SIDs

Charlotte - Tom Whitestone (tewhites@uncc.edu)
 FIU - Tyson Rodgers (tyson.rodgers@fiu.edu)
 Florida Atlantic - Katrina McCormack (kmcormi@fau.edu)
 LA Tech - Brock McKee (bmckee@latech.edu)
 Marshall - Jason Corriher (corriher@marshall.edu)
 Middle Tennessee - Mark Owens (owens@goblueraiders.com)
 North Texas - Jordan Stepp (jordan.stepp@unt.edu)
 Old Dominion - Eric Bohannon (ebohanna@odu.edu)
 Rice - Chuck Pool (cpool@rice.edu)
 Southern Miss - Jack Duggan (jack.duggan@usm.edu)
 Ted Feeley - UAB (tfeeley@uab.edu)
 UTEP - Anna Claire Thomas (acthomasl@utep.edu)
 UTSA - Kyle Stephens (kyle.stephens@utsa.edu)
 WKU - Bryan Fyalkowski (bryan.fyalkowski@wku.edu)



ONLINE

FIUSports.com is the official online home for all 18 sports of FIU's athletic programs. Rosters, schedules, statistics, game notes, game recaps and media guides are constantly updated online.

CREDITS

Editor: Tyson Rodgers
 Asst. Editors: Tyler Brain, Diana Padilla
 Design: Tyson Rodgers
 Other Contributions: Mike Guerrero
 Photography: Getty Images, Photo Reflex,
 Mickey Berlfein, Eric Espada, Nick Vega

LIVE STATS

Live statistics are available on FIUSports.com (<http://www.sidearmstats.com/FIU/football/media>). Stat monitors featuring StatBroadcast will be made available.

MEDIA CREDENTIALS

Credentials for FIU home football games are for working media only. Requests for media credentials should be made by contacting Tyson Rodgers (tyson.rodgers@fiu.edu) in the FIU Athletic Communications office. Requests from media covering visiting teams will be confirmed first with each opponent's sports information contact.

All credentials that cannot be mailed will be left at Media Will Call, which is located at Gate II (just north of the Field House).

Will call will open two (2) hours prior to kickoff. Members of the media picking up credentials at Will Call must provide photo identification and the name must match the name on the credential.

PHOTOGRAPHERS

Photo credentials are issued on a game-by-game basis. FIU will adhere to all NCAA guidelines regarding sideline photography that limit shooting to outside the restraining line enclosing the playing field and **outside the 25-yard lines.**

PARKING

Preferred parking at Riccardo Silva Stadium is extremely limited. Media requesting parking should contact the FIU Athletic Communications office well in advance.

Media parking is located in the CSC lot (enter through 117th, located west of the Riccardo Silva Stadium).

PHONE LINES

A limited number of phone lines are available in the press box for media. FIU provides Ethernet connection free of charge to the primary visiting radio outlet.

WIRELESS INTERNET

The Riccardo Silva Stadium press box offers free wireless Internet service to media members. Instructions will be provided in the press box on game day.

PRACTICE POLICIES

During the season practices are normally conducted at Tuesday-Thursday at the practice fields adjacent to the Ocean Bank Convocation Center. The first 15 minutes of practice and the last 15 minutes of practice are open to the media.

Photographers and videographers should contact the FIU Athletic Communications staff for days and times to shoot practice.

PANTHER TALK SHOW

Each Monday of the 2019 football season, head coach Butch Davis will sit down with A.J. Ricketts for Panther Talk. The interview will be streamed live on FIU Athletics' Facebook page.

POST PRACTICE INTERVIEWS

Head coach Butch Davis is available for on-field interviews at the end of practices, please contact Tyson Rodgers (tyson.rodgers@fiu.edu) if you plan to interview.

POST GAME INTERVIEWS

Head coach Butch Davis' post game press conferences will be held in the team meeting room for home games. A designated staff member will escort those when needed to the location.

For road games, Davis' post game press conferences will be held in the visiting interview room or outside the locker room.

PLAYERS/ASSISTANTS POST PRACTICE

All interview requests with players and assistant coaches should be made prior to practice for approval by Tyson Rodgers (tyson.rodgers@fiu.edu).

POST GAME INTERVIEWS

Player requests for post game interviews will be taken in the fourth quarter. For home games, players will be available following Coach Butch Davis' press conference in the team meeting room.

For road games, players will be available after Davis' press conference outside of the locker room.

The locker room is **OFF LIMITS** to the media for all games. FIU players **MAY NOT** be approached on the field.

QUICK FACTS

UNIVERSITY INFORMATION

Location: Miami, Florida
 Founded/Opened: 1965/1972
 Enrollment: 54,000
 Nickname: Panthers
 Mascot Name: Roary
 School Colors: Blue (PMS 282) & Gold (PMS 871)
 Conference: Conference USA
 School President: Dr. Mark B. Rosenberg
 Director of Sports & Entertainment: Pete Garcia
 Team Twitter: @FIUFootball
 Athletics Twitter: @FIUAthletics
 Website: FIUSports.com
 Conference Website: ConferenceUSA.com

FIU FOOTBALL HISTORY

First Year of Football: 2002
 All-Time Record: 63-131 (17 Years)
 # - All-Time On-Field Record: 73-131 (17 Years)
 All-Time C-USA Record: 22-26 (6 Years)
 All-Time Sun Belt Record: 20-37 (8 years)
 All-Time Home Record: 45-54 (17 Years)
 All-Time Road Record: 26-74 (17 Years)
 Versus AP Top 25: 0-8
 Bowl Appearances: 4 (2010, 2011, 2017, 2018)
 Bowl Record: 2-2
 Most Wins in Single-Season: 9 (2018)
 NFL Draft Picks: 10
 # - Wins in 2003 (2-10), 2004 (3-7) and 2005 (4-6, 3-4 SBC) were vacated.

STADIUM INFORMATION

Venue Name: Riccardo Silva Stadium (20,000)
 Surface: Field Turf
 First Year: 2008
 First Game at Site: vs. UCF (Sept. 20, 2008)
 Largest Crowd: 22,682 vs. Duke (Oct. 1, 2011)
 Ticket Office Phone: (305) FIU-GAME [348-4263]

THE PANTHERS IN 2019

2018 Record: 9-4
 C-USA Record/Finish: 6-2/2nd (East)
 Last Bowl Appearance: 2018 Bahamas Bowl
 Basic Offense: Pro Set
 Basic Defense: Multiple 4-3
 Returning Letterwinners: 52/21
 Starters Returning/Lost: 17/9
 Offense: 8/3
 Defense: 6/5
 Special Teams: 3/1



2019 SCHEDULE

Date	Opponent	Time (ET)	TV
Thursday, Aug. 29	at Tulane	8:00 p.m.	ESPN3
Saturday, Sept. 7	WKU*	7:00 p.m.	ESPN+
Saturday, Sept. 14	NEW HAMPSHIRE	7:00 p.m.	ESPN+
Friday, Sept. 20	at Louisiana Tech*	8:00 p.m.	CBS Sports Network
Saturday, Oct. 5	UMASS	7:00 p.m.	ESPN+
Saturday, Oct. 12	CHARLOTTE*	7:00 p.m.	ESPN+
Saturday, Oct. 19	UTEP*	7:00 p.m.	ESPN+
Saturday, Oct. 26	at Middle Tennessee*	3:30 p.m.	NFL Network
Saturday, Nov. 2	OLD DOMINION*	12:00 p.m.	ESPN+
Saturday, Nov. 9	at Florida Atlantic*	6:00 p.m.	Stadium
Saturday, Nov. 23	MIAMI (Fla.)^	7:00 p.m.	CBS Sports Network
Saturday, Nov. 30	at Marshall*	12:00 p.m.	CBS Sports Network
Saturday, Dec. 7	C-USA Championship	TBA	CBS Sports Network

Home games - **BOLD ALL CAPS**

* - C-USA games

^ - Game to be played Marlins Park



Dr. Mark B. Rosenberg
FIU President



Pete Garcia
FIU Director of
Sports & Entertainment



Butch Davis
FIU Head Football Coach



Tyson Rodgers
Football SID

Coaching Staff

Head Coach - Butch Davis (Arkansas, '74)
 Asst. Head Coach/DL - Allen Mogridge (North Carolina, '99)
 Co-Def. Coord./Linebackers - Jeff Copp (Boise State, '01)
 Co-Def. Coord./Defensive Backs - Jerod Kruse (Emporia State, '00)
 Off. Coord./Quarterbacks - Rich Skrosky (Ramapo College (NJ), '87)
 Asst. Coach/Tight Ends - Drew Davis (Ole Miss, '16)
 Asst. Coach/Running Backs - Tim Harris, Jr. (Miami (Fla.), '08)
 Asst. Coach/Wide Receivers - Aubrey Hill (Florida, '96)
 Asst. Coach/Defensive Line - Kenard Lang (Miami (Fla.), '97)
 Asst. Coach/Cornerbacks - Bryn Renner (North Carolina, '14)
 Asst. Coach/Special Teams - James Vollono (Catholic U of America, '03)
 Graduate Assistant/DL - Wisly Desire (Jacksonville, '13)
 Graduate Assistant/DB - Brandon Harris (Miami (Fla.), '17)
 Graduate Assistant/WR - Joseph Hawkins (Norfolk, '13)
 Graduate Assistant/OL - Nick Dyarzun (FIU, '17)
 Student Assistant/LB - Antonio Rodriguez

Support Staff

Head Athletic Trainer - Kevin O'Neill - (Pittsburgh)
 Football Video Coordinator - Zach Schabbel
 Director of Football Operations - Jed Keime (FIU)
 Operations & Recruiting Assistant/Social Media - Joe Hausman (FIU, '14)
 Recruiting Coordinator - Nick Stuhlmuller (FIU, '17)
 Director of Strength & Conditioning - Chad Smith (UT-Chattanooga, '06)
 Equipment Manager - Dan Stinson (Northern Illinois, '10)
 Assistant Equipment Manager - Ricky Waltermann
 Executive Assistant to the Head Coach - Tia Withers (Alabama, '18)

IMPORTANT DATES TO REMEMBER

July 17-18

C-USA Football Kickoff

Aug. 26

Classes Begin

Sept. 7

Home Opener vs. WKU
(7 p.m. on ESPN+)

July 30

Players Report

Aug. 29

Season Opener at Tulane
(8 p.m. on ESPN3)

NUMERICAL ROSTER

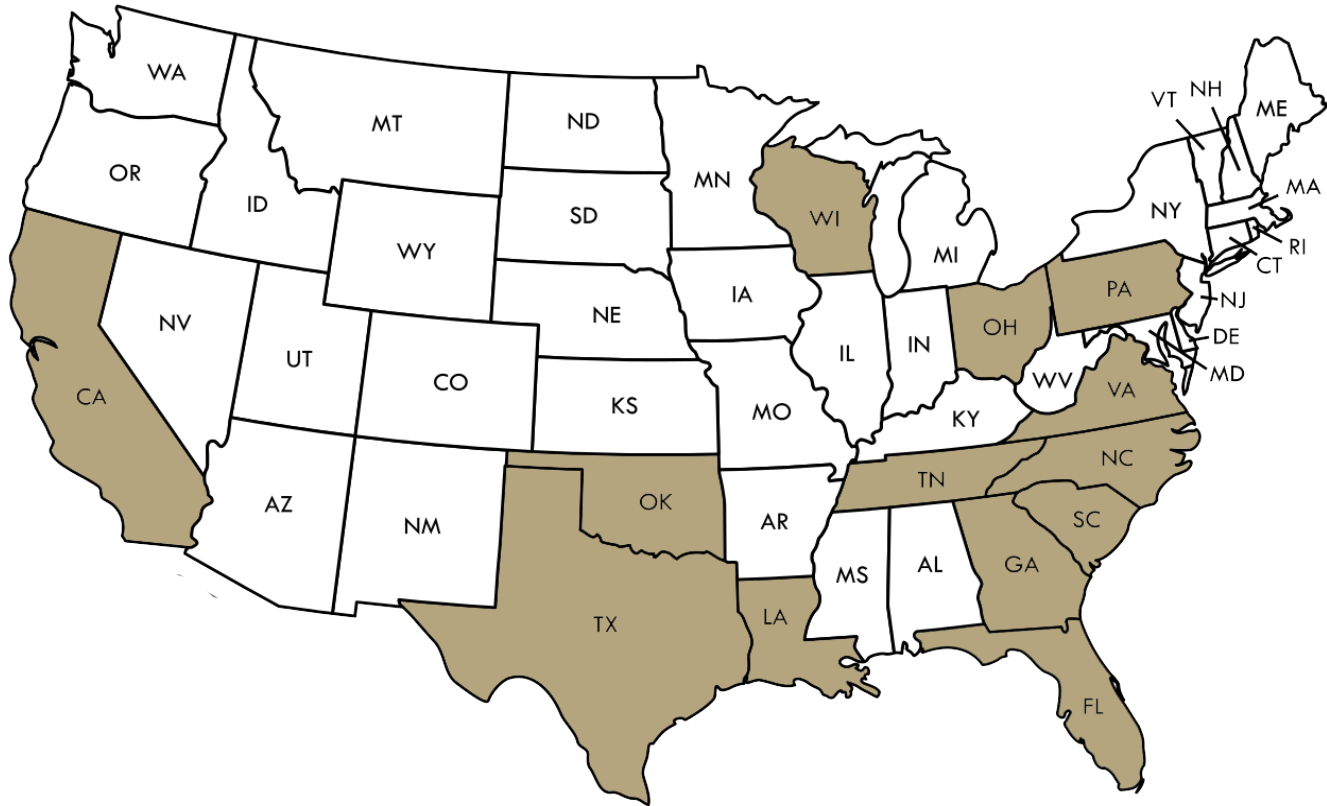


#	FULL NAME	PDS.	HT.	WT.	YR.	EXP.	HOMETOWN / HIGH SCHOOL / PREVIOUS SCHOOL
1	Maurice Alexander	WR	5-11	180	R-Sr.	3L	Florida City, Fla. / Booker T. Washington HS
2	Anthony Jones	RB	5-11	215	R-Sr.	3L	Miami, Fla. / Miami Central HS
3	Sage Lewis	LB	6-1	240	R-Sr.	3L	Opa-Locka, Fla. / Monsignor Pace HS
3	Stone Norton	QB	6-3	200	Fr.	HS	Nashville, Tenn. / Davidson Academy
4	Isaiah Brown	DB	6-1	185	Sr.	3L	Tampa, Fla. / Tampa Bay Tech
4	JJ Holloman	WR	6-2	200	Jr.	TR	Covington, Georgia / Newton HS / Georgia
5	Demarcus Townsend	RB	5-10	215	R-Fr.	RS	Naples, Fla. / Palmetto Ridge HS
6	Alexy Jean-Baptiste	DL	6-3	245	R-Jr.	TR	Pompano Beach, Fla. / Coconut Creek HS / Arkansas
6	Nate Jefferson	WR	5-11	170	Fr.	HS	Longwood, Fla. / Lyman HS
7	Josh Turner	DB	6-0	188	R-So.	TR	Delray Beach, Fla. / American Heritage / Iowa
7	Kaylan Wiggins	QB	6-2	200	R-So.	1L	Sanford, Fla. / Seminole HS
8	Lexington Joseph	RB	5-9	185	Fr.	HS	Miami, Fla. / Miami Central HS
9	Bryce Singleton	WR	5-10	193	Jr.	2L	Hilton Head Island, S.C. / Hilton Head Island HS
10	Olin Cushion III	DB	5-8	176	Sr.	3L	Miami, Fla. / Miami Central HS
10	Tannor Watson	QB	6-3	177	R-Fr.	RS	Jacksonville, Fla. / Atlantic Coast HS
11	Joe Hocker	TE	6-5	245	Fr.	HS	Cincinnati, Ohio / Deer Park HS
12	James Morgan	QB	6-4	213	R-Sr.	GR	Green Bay, Wis. / Ashwaubenon HS / Bowling Green
13	Estin Thiele	K/P	6-1	176	R-Fr.	RS	St. Augustine, Fla. / Menendez HS
14	Darrius Scott	WR	5-10	195	Sr.	3L	Miami, Fla. / Booker T. Washington HS
15	Quentin Bessent Jr.	DB	5-10	156	R-Sr.	3L	Titusville, Fla. / Merritt Island HS / Huntingdon College (AL)
15	Austin Maloney	WR	5-11	190	R-Sr.	3L	Miami, Fla. / Miami Christopher Columbus
16	Tony Gaiter IV	WR	5-9	185	Sr.	3L	Richmond Heights, Fla. / Westminster Christian HS
17	Nikholi Jaghai	DB	5-7	180	R-Jr.	TR	Miami Garden, Fla. / Flanagan HS / Northern Iowa
17	Caleb Lynum	QB	6-2	195	R-Fr.	1L	Miami, Fla. / East Ridge HS
18	Kamryn Giles	DB	5-9	195	Fr.	HS	Opa-Locka, Fla. / American Heritage
18	Malik Tyson	WR	6-2	195	R-Jr.	2L	Tampa, Fla. / Robinson HS
19	Shemar Thornton	WR	5-11	182	Jr.	2L	Miami, Fla. / Hallandale HS
21	Stantley Thomas-Oliver III	DB	6-2	184	Sr.	3L	Punta Gorda, Fla. / Charlotte HS
22	Andy Bautista	FB	6-1	230	Fr.	HS	Tavernier, Fla. / Coral Shores HS
22	Maurquel Dillard	DB	6-0	185	R-Fr.	RS	Fort Lauderdale, Fla. / Stranahan HS
23	Napoleon Maxwell	RB	6-0	215	R-Sr.	3L	St. Petersburg, Fla. / Admiral Farragut Academy
24	D'Vonte Price	RB	6-2	194	Jr.	2L	Punta Gorda, Fla. / Charlotte HS
25	Jordan Underwood	DB	6-0	180	R-Fr.	RS	Apopka, Fla. / Olympia HS
26	Jamal Anderson	DB	6-2	180	R-Fr.	RS	Homestead, Fla. / South Dade HS
27	Benny McCray	DB	6-2	185	R-So.	2L	Clermont, Fla. / East Ridge HS
28	Jesson Walker	DB	6-1	170	R-Fr.	RS	Southwest Brevard County, Fla. / Rockledge HS
29	Thomas Leo	K/P	6-4	222	R-Fr.	RS	Winter Garden, Fla. / East Ridge HS
29	Derrail Stephens	DB	6-0	180	Fr.	HS	Jacksonville, Fla. / Paxon School for Advanced Studies
30	Jose Borregales	K/P	5-10	190	R-Jr.	2L	Miami, Fla. / Booker T. Washington HS
31	Tommy Zozus	LS	6-2	224	R-So.	1L	Punta Gorda, Fla. / Charlotte HS
32	Maleek Williams	RB	5-11	223	R-So.	1L	Punta Gorda, Fla. / Charlotte HS / Arkansas
33	Shaun Peterson Jr.	RB	6-3	215	R-Fr.	RS	Fort Lauderdale, Fla. / Nova HS
34	Christian Irving	DB	5-11	197	R-Sr.	3L	Lauderdale Lakes, Fla. / American Heritage / Wyoming
35	Rishard Dames	DB	5-11	165	Jr.	2L	Miami, Fla. / Booker T. Washington HS
36	Dorian Hall	DB	6-4	190	R-So.	1L	Hollywood, Fla. / South Broward HS
37	Romelo Brooks	LB	5-10	200	Jr.	2L	Miami, Fla. / Miami Killian HS
38	Richard Dames	DB	5-11	185	Jr.	2L	Miami, Fla. / Booker T. Washington HS
39	Tommy Heatherly	P	5-11	210	Jr.	TR	Grove, Okla. / Grove HS / NE Oklahoma A&M
40	Daniel Jackson	LB	6-2	228	Jr.	2L	Apex, N.C. / Middle Creek HS
41	Jackson McDonald	TE	6-5	220	Fr.	HS	Marathon, Fla. / Marathon HS
42	Jordan Atkins	RB	5-9	188	R-Fr.	RS	Miami, Fla. / North Miami Beach HS
43	Nate White	DL	6-4	220	Fr.	HS	Orlando, Fla. / Edgewater HS
44	Cadarius Gaskin	WR	6-3	218	So.	1L	Delray Beach, Fla. / Atlantic HS
44	Justin Michel	LB	6-1	225	Fr.	HS	Fort Myers, Fla. / Dunbar HS
45	Rocky Jacques-Louis	LB	6-3	205	So.	1L	Fort Myers, Fla. / Dunbar HS
46	Kendre' Gant	DB	6-3	200	Fr.	HS	Port St. Joe, Fla. / Port St. Joe HS

NUMERICAL ROSTER



#	FULL NAME	POS.	HT.	WT.	YR.	EXP.	HOMETOWN / HIGH SCHOOL / PREVIOUS SCHOOL
47	Chris Whittaker	LB	6-3	227	R-So.	TR	Hollywood, Fla. / Chaminade-Madonna HS / Kentucky
48	Josh Powell	LB	5-11	194	Jr.	2L	Riviera Beach, Fla. / Suncoast HS
49	Kamareon Williams	FB	6-3	240	Fr.	HS	Delray Beach, Fla. / Atlantic HS
50	Nasir Carter	LB	6-2	220	Fr.	HS	Orlando, Fla. / West Orange HS
51	Dimitry Prophete	LB	6-1	230	Jr.	2L	Miami, Fla. / Southridge HS
52	Donovan Georges	LB	6-1	240	So.	IL	Hialeah, Fla. / Champagnat Catholic
53	Tevin Jones	LB	6-4	220	R-So.	IL	Miami, Fla. / Miami Norland HS
54	Khaliq Jacas	DL	6-2	230	R-Sr.	3L	Port Lucie, Fla. / St. Lucie West Centennial / ASA College
55	Shane McGough	OL	6-2	302	R-Jr.	2L	Tampa, Fla. / Gaither HS
56	Ni'Kendrick Carter	LB	6-2	230	Fr.	HS	Many, La. / Many HS
58	Devontay Taylor	OL	6-4	305	R-Jr.	2L	Odesa, Fla. / Mitchell HS
58	Tyson Maeva	LB	6-0	230	Sr.	TR	San Diego, Calif. / San Diego Cathedral Catholic HS / Boise State
59	Jamal Gates	LB	6-2	225	Jr.	2L	Palm Beach Gardens, Fla. / Dwyer HS
60	Dallas Connell	OL	6-3	300	Sr.	3L	Jacksonville, Fla. / First Coast HS
61	Jaylen Daphnis	OL	6-0	287	R-So.	IL	Miami, Fla. / Miami Norland HS
62	Mershawn Miller	OL	6-2	313	R-So.	IL	Miami, Fla. / Miami Central HS
63	Noah Quier	OL	6-4	310	Fr.	HS	Bradenton, Fla. / IMG Academy
64	Antonio Serrano	OL	6-2	295	Fr.	HS	Miami, Fla. / Saint Thomas Aquinas HS
65	Julius Pierce	OL	6-5	265	Fr.	HS	Sanford, Fla. / Seminole HS
67	Obinna Nwankwo	OL	6-3	290	Sr.	TR	Miramar, Fla. / Miramar HS / Florida A&M
68	Tahj Brighthaupt	OL	6-7	374	Jr.	2L	Miami, Fla. / Miami Central HS / UAB
69	Ruben Ramirez	LS	5-11	215	Fr.	HS	Hollywood, Fla. / Chaminade-Madonna HS
70	Kane Taylor	DL	6-3	280	Jr.	TR	Clearwater, Fla. / Clearwater HS / East Mississippi CC
71	Danny Corbett	OL	6-5	305	Jr.	TR	Valdosta, Ga. / Lowndes HS / Butler County CC (KS)
72	Sione Finau	OL	6-3	300	Fr.	HS	Keller, Texas / Central HS
73	Lyndell Hudson Jr.	OL	6-6	300	R-Fr.	RS	Brooksville, Fla. / Central HS
74	Shacquille Williams	OL	6-5	310	R-Sr.	3L	Charlotte, Fla. / Port Charlotte HS / Dodge City CC (KS)
75	Rashad Colson	DL	6-5	310	R-So.	IL	Miami, Fla. / Miami Norland HS
76	Henry Omu	OL	6-7	295	Jr.	TR	Kingston, Ga. / Atlanta Sports City Prep
77	D'Antne Demery	OL	6-5	320	Jr.	2L	Brunswick, Ga. / Brunswick HS / Hutchinson CC (KS)
78	Shamar Hobdy-Lee	OL	6-5	290	Fr.	HS	Tampa, Fla. / Jefferson HS
79	Logan Gunderson	OL	6-5	318	So.	TR	Jacksonville, Fla. / Trinity Christian HS / ASA College
80	Kris Mitchell	WR	6-1	175	Fr.	HS	Jacksonville, Fla. / Mandarin HS
81	Ivan Thomas	TE	6-3	225	So.	IL	Miami, Fla. / Miami Palmetto HS
83	Darius Philon	WR	5-10	161	R-Sr.	3L	Winter Haven, Fla. / Winter Haven HS
84	David O'Meara	TE	6-5	245	So.	IL	Tallahassee, Fla. / Chiles HS
85	DeAndre Williams	WR	5-10	180	R-So.	IL	Miami, Fla. / Booker T. Washington HS
86	Carson Genal	TE	6-4	220	R-So.	IL	Naples, Fla. / Gulf Coast HS
88	Sterling Palmer	TE	6-6	235	So.	IL	Midlothian, Va. / Fork Union Military
89	Ty Danzy	DL	6-5	235	Fr.	HS	Anderson, S.C. / Westside HS
90	Noah Curtis	DL	6-5	260	Jr.	2L	Delray Beach, Fla. / American Heritage
91	Kameron Burns	DL	6-4	270	R-Fr.	RS	Crawfordville, Fla. / Wakulla HS
92	Jason Mercier	DL	6-3	262	So.	IL	Boynton Beach, Fla. / Atlantic HS
93	Teair Tart	DL	6-3	290	R-Sr.	3L	Philadelphia, Pa. / West Philadelphia HS / Ellsworth CC (IA)
94	Kevin Oliver	DL	6-4	243	Jr.	2L	Davie, Fla. / Western HS
95	Andrew Tarver	DL	6-1	295	R-Jr.	2L	Powder Springs, Ga. / McEachern HS
96	Alec Hallman	P	6-1	214	R-So.	IL	Lithia, Fla. / Newsome HS / Oregon
96	David Reynolds	DL	6-4	245	Fr.	HS	Nashville, Tenn. / Ensworth HS
97	Damon Moore	DL	6-4	270	Gr.	TR	Novato, Calif. / San Marin HS / San Diego State
98	Jordan Woods	DL	6-4	275	R-Jr.	2L	Citra, Fla. / North Marion HS / Georgia Tech
99	Davon Strickland	DL	6-1	263	So.	IL	Hollywood, Fla. / South Broward HS



BY STATE

Florida (89)

Georgia (5)

California (2), South Carolina (2), Tennessee (2)

Louisiana (1), North Carolina (1), Ohio (1), Oklahoma (1), Pennsylvania (1), Texas (1), Virginia (1), Wisconsin (1)

— PRONUNCIATION GUIDE —

#	Pos	Name	Pronunciation	#	Pos	Name	Pronunciation
6	DE	Alexy JEAN-BAPTISTE	Jean (like you wear) Bab-teast	51	LB	Dimitry PROPHETE	Profit
11	TE	Joe HOCKER	Hawk-er	54	DL	KALIQ JACAS	KAH-leek AH-kus
13	K	Estin THIELE	Es-TIN Theel (like feel)	58	LB	Tyson MAEVA	MY-ava
15	DB	Quentin BESSENT Jr.	Be-SENT	68	OL	TAHJ BRIGHTHAUPT	Bright-Hopped
28	DB	JESSON Walker	Ja-SOHN	72	OL	SIONE FINAU	CEE-own-E fa-NEW
30	K	Jose BORREGALES	Bore-e-Gal-es	76	OL	Henry OMU	oh-MOO
31	LS	Tommy ZOZUS	Zo-Zeus	83	WR	Darius PHILON	FULL-on
44	WR	CADARIUS Gaskin	KA-Darius	86	TE	Carson GENAL	ga-NAHL
45	LB	Rocky JACQUES-LOUIS	Put some French on it	87	WR	MAURQUEL Dillard	mar-Qwell
49	FB	KAMAREDN Williams	ka-MARE-eon	92	DE	Jason MERCIER	Mercy-AAYE
50	LB	NASIR Carter	nas-EAR	93	DT	TEAIR Tart	Tea-air

OFFENSE

QB	12	James Morgan (6-4, 213, R-Gr.)
	7	Kaylan Wiggins (6-2, 200, R-So.) OR
	17	Caleb Lynum (6-2, 195, R-Fr.)
RB	23	Napoleon Maxwell (6-0, 215, R-Sr.) OR
	2	Anthony Jones (5-II, 215, R-Sr.)
WR	15	Austin Maloney (5-II, 190, R-Sr.)
	14	Darrius Scott (5-10, 195, Sr.)
	44	Cadarius Gaskin (6-3, 218, So.)
WR	1	Maurice Alexander (5-II, 180, R-Sr.)
	19	Shemar Thornton (5-II, 182, Jr.)
	16	Tony Gaiter IV (5-9, 185, Sr.)
TE	88	Sterling Palmer (6-6, 235, So.)
	84	David O'Meara (6-5, 245, So.)
LT	77	D'Antne Demery (6-5, 320, Jr.)
	73	Lyndell Hudson Jr. (6-6, 300, R-Fr.)
LG	55	Shane McGough (6-2, 302, R-Jr.)
	72	Stone Finau (6-3, 300, Fr.)
C	60	Dallas Connell (6-3, 300, Sr.)
	65	Julius Pierce (6-5, 265, Fr.)
RG	74	Shacquille Williams (6-5, 310, R-Sr.) OR
	62	Mershawn Miller (6-2, 313, R-So.)
RT	58	Devontay Taylor (6-4, 305, R-Jr.)
	71	Danny Corbett (6-5, 305, Jr.)

DEFENSE

LE	94	Kevin Oliver (6-4, 243, Jr.)
	92	Jason Mercier (6-3, 262, So.)
DT	93	Teair Tart (6-3, 290, R-Sr.)
	95	Andrew Tarver (6-1, 295, R-Jr.)
DT	98	Jordan Woods (6-4, 275, R-Jr.)
	97	Damon Moore (6-4, 270, Gr.)
RE	90	Noah Curtis (6-5, 260, Jr.)
	96	David Reynolds (6-4, 245, Fr.)
WLB	59	Jamal Gates (6-2, 225, Jr.)
	45	Rocky Jacques-Louis (6-3, 205, So.)
	53	Tevin Jones (6-4, 220, R-So.)
MLB	3	Sage Lewis (6-1, 240, R-Sr.)
	53	Tevin Jones (6-4, 220, R-So.)
	51	Dimitry Prophete (6-1, 230, Jr.)
SAM	40	Daniel Jackson (6-2, 228, Jr.)
	48	Josh Powell (5-II, 195, Jr.)
CB	21	Stantley Thomas-Oliver III (6-2, 184, Sr.)
	7	Josh Turner (6-0, 188, R-So.)
SS	10	Olin Cushion III (5-8, 176, Sr.)
	27	Benny McCray (6-2, 185, R-So.)
FS	38	Richard Dames (5-II, 185, Jr.) OR
	36	Dorian Hall (6-4, 190, R-So.)
CB	4	Isaiah Brown (6-1, 185, Sr.)
	35	Rishard Dames (5-II, 165, Jr.)

SPECIALISTS

K	30	Jose Borregales (5-10, 206, R-Jr.)
	13	Estin Thiele (6-1, 176, R-Fr.)
P	39	Tommy Heatherly (5-II, 210, Jr.)
	29	Thomas Leo (6-4, 222, R-Fr.) OR
	96	Alec Hallman (6-1, 214, R-So.)
KO	13	Estin Thiele (6-1, 176, R-Fr.)
	30	Jose Borregales (5-10, 206, R-Jr.)
H	96	Alec Hallman (6-1, 214, R-So.)
	18	Malik Tyson (6-2, 195, R-Jr.)
LS	31	Tommy Zozus (6-2, 224, R-So.)
	41	Jackson McDonald (6-5, 220, Fr.)
KR	15	Austin Maloney (5-II, 190, R-Sr.)
	23	Napoleon Maxwell (6-0, 215, R-Sr.)
PR	1	Maurice Alexander (5-II, 180, R-Sr.)
	15	Austin Maloney (5-II, 190, R-Sr.)

LAST TIME AGAINST WKU

The two squads last met on Oct. 27, 2018 in Bowling Green as FIU earned an impressive 38-17 victory over WKU to become bowl eligible.

James Morgan led FIU on offense after passing for three touchdowns, while earning 171 yards through the air. D'Vonte Price had a huge game as well, with 119 yards on the ground and two scores. Stantley Thomas-Oliver was a menace in the secondary, earning one interception, breaking up four passes and collecting six tackles.

FIU IN HOME OPENERS

FIU has earned a 6-11 record for home openers. The Panthers are 2-2 in their last four home openers, with their last victory in a home opener coming in 2017 against Alcorn State*.

Date	Opponent	W-L	Score
8/29/02	Saint Peter's	W	27-3
9/20/03	#7 Bethune-Cookman	L	14-24
10/2/04	Louisiana	L	34-43
10/1/05	Florida A&M	W	23-6
8/31/06	Middle Tennessee	L	6-7
9/8/07	Maryland	L	10-26
9/20/08	#12 USF	L	9-17
9/26/09	Toledo	L	31-41
9/11/10	Rutgers	L	14-19
9/1/11	North Texas	W	41-16
9/8/12	Akron	W	41-38 (OT)
9/6/13	UCF	L	0-38
8/30/14	Bethune-Cookman	L	12-14
9/19/15	N.C. Central	W	39-14
9/1/16	Indiana	L	13-34
9/8/17	Alcorn State*	W	17-10
9/1/18	Indiana	L	28-38

* - game played in Birmingham due to Hurricane Irma

2019 OPPONENT PREVIEW

Opponent (Date)	Record vs.	Last Meeting (Date - H/A)
at Tulane (8/28/19)	1-0	W/23-10 (10/14/17 - H)
vs. WKU (9/7/19)	5-6	W/38-17 (10/27/18 - A)
vs. New Hampshire (9/14/19)	0-0	Never Faced
at Louisiana Tech (9/20/19)	0-3	L/24-44 (10/22/16 - H)
vs. UMass (10/5/19)	2-2	W/63-24 (9/15/18 - H)
vs. Charlotte (10/12/19)	4-0	W/42-35 (11/17/18 - A)
vs. UTEP (10/19/19)	2-1	W/35-21 (10/8/16 - A)
at Middle Tennessee (10/26/19)	5-9	W/24-21 (10/13/18 - H)
vs. Old Dominion (11/2/19)	2-3	W/28-20 (9/8/18 - A)
at Florida Atlantic (11/9/19)	5-12	L/14-49 (11/3/18 - H)
vs. Miami* (11/23/19)	0-3	L/17-31 (9/22/18 - A)
at Marshall (11/30/19)	2-5	L/25-28 (11/24/18 - H)

Opponent Players to Watch (2018 Stats)

Tulane | DE - Patrick Johnson (10.5 sacks); RB - Darrius Bradwell (1,174 rush yds)
 WKU | DL - Deangelo Malone (6 sacks); WR - Lucky Jackson (50 rec/552 yds)
 New Hampshire | S - Evan Horn (4 INTs/57 tackles); RB - Carlos Washington (609 rush yds)
 Louisiana Tech | DE - Willie Baker (7 sacks); WR - Adrian Hardy (1,145 yds)
 UMass | LB - Chinedu Ogbonna (72 tackles); QB - Michael Curtis (412 yds/4 TDs)
 Charlotte | DE - Alex Highsmith (17.5 TFLs); RB - Benny LeMay (1,243 yds/11 TDs)
 UTEP | DL - Denzel Chukwukelu (42 tackles/2 sacks); RB - Quardraiz Wadley (627 yds)
 Middle Tennessee | LB - Khalil Brooks (68 tackles/6.5 sacks); WR - Ty Lee (71 rec/883 yds)
 Old Dominion | LB - Lawrence Garner (100 tackles); WR - Eric Kumah (559 yds/ 7 TDs)
 Florida Atlantic | LB - Rashad Smith (86 tackles); TE - Harrison Bryant (662 yds/4 TDs)
 Miami | LB - Shaq Quarterman (82 tackles); TE - Brevin Jordan (287 yds/4 TDs)
 Marshall | DL - Channing Hames (5.5 sacks); RB - Tyler King (655 yds/4 TDs)

* - Played at Marlins Park



JAMES MORGAN (QB)



SAGE LEWIS (LB)

2019 POLLS

PRESEASON AP TOP 25 POLL

Rnk	Team	Rec	LW
1.	Clemson (52)	0-0	NR
2.	Alabama (10)	0-0	NR
3.	Georgia	0-0	NR
4.	Oklahoma	0-0	NR
5.	Ohio State	0-0	NR
6.	LSU	0-0	NR
7.	Michigan	0-0	NR
8.	Florida	1-0	NR
9.	Notre Dame	0-0	NR
10.	Texas	0-0	NR
11.	Oregon	0-0	NR
12.	Texas A&M	0-0	NR
13.	Washington	0-0	NR
14.	Utah	0-0	NR
15.	Penn State	0-0	NR
16.	Auburn	0-0	NR
17.	UCF	0-0	NR
18.	Michigan State	0-0	NR
19.	Wisconsin	0-0	NR
20.	Iowa	0-0	NR
21.	Iowa State	0-0	NR
22.	Syracuse	0-0	NR
23.	Washington State	0-0	NR
24.	Nebraska	0-0	NR
25.	Stanford	0-0	NR

Others receiving votes: Missouri 117, Army 94, Mississippi State 87, Miami 70, Northwestern 63, TCU 57, Virginia 44, Boise State 38, Cincinnati 16, South Carolina 15, Virginia Tech 12, Fresno State 8, Utah State 8, Minnesota 7, Memphis 6, Appalachian State 5, West Virginia 3, Oklahoma State 3, UAB 3, Arizona State 3, Arizona 1, USC 1

PRESEASON USA TODAY/COACHES POLL

Rnk	Team	Rec	LW
1.	Clemson (59)	0-0	NR
2.	Alabama (6)	0-0	NR
3.	Georgia	0-0	NR
4.	Oklahoma	0-0	NR
5.	Ohio State	0-0	NR
6.	LSU	0-0	NR
7.	Michigan	0-0	NR
8.	Florida	1-0	NR
9.	Notre Dame	0-0	NR
10.	Texas	0-0	NR
11.	Texas A&M	0-0	NR
12.	Washington	0-0	NR
13.	Oregon	0-0	NR
14.	Penn State	0-0	NR
15.	Utah	0-0	NR
16.	Auburn	0-0	NR
17.	UCF	0-0	NR
17.	Wisconsin	0-0	NR
19.	Iowa	0-0	NR
20.	Michigan State	0-0	NR
21.	Washington State	0-0	NR
22.	Syracuse	0-0	NR
23.	Stanford	0-0	NR
24.	Iowa State	0-0	NR
25.	Northwestern	0-0	NR

Others receiving votes: Nebraska 152, Boise State 118, Mississippi State 111, Miami 94, Army 91, Kentucky 79, Virginia Tech 64, TCU 63, USC 47, Fresno State 32, Utah State 32, Virginia 30, Cincinnati 25, West Virginia 24, Memphis 24, Oklahoma State 20, South Carolina 15, NC State 12, Duke 10, Boston College 5, Florida State 4, Baylor 4, Appalachian State 4, Houston 3, North Texas 3, Temple 2, Arizona State 2, UCLA 2, Minnesota 1, Ole Miss 1, Tennessee 1, Troy 1

SCOUTING THE HILLTOPPERS

WKU lost to FCS foe Central Arkansas to open the season last Thursday night, as the Hilltoppers were topped 35-28. WKU was leading 28-14 to open the 4th quarter, but UCA rallied to score the next 21 points.

WKU had a couple of impressive offensive performances despite the loss, as QB Steven Duncan finished with 304 yards passing and a score, while Gaej Walker rushed for 152 yards on the ground and found the endzone twice.

FIU ON ESPN+

FIU will have six games aired on ESPN+ this season, with all six contests coming at home. The Panthers were 3-0 on ESPN+ last season with wins over Arkansas Pine Bluff, Rice and UTSA.

C-USA OPENERS FOR FIU

FIU is 5-1 in Conference USA openers since joining the league in 2013, having won its last three games. The lone loss came to La Tech in 2015.

Date	Opponent	Result
10/5/13	at Southern Miss	W/24-23
9/27/14	at UAB	W/34-20
9/26/15	at LA Tech	L/17-27
10/1/16	Florida Atlantic	W/33-31
9/23/17	at Rice	W/17-13
9/8/18	at Old Dominion	W/28-20

DAVIS CLIMBS FIU COACHING RANKS

Head Coach Butch Davis has earned 17 wins in just two seasons at FIU, if Davis should win 10 more games he will become the program's all-time winningest coach in school history.

DAVIS NEARS 100 COLLEGIATE CAREER WINS

Over his 13-year collegiate career, Butch Davis has earned 96 wins. Davis tallied 51 victories with Miami from 1995-00, 28 with North Carolina from 2007-10 and 17 with FIU since 2017.

SENIOR CLASS WINS

The 2019 Senior Class has already seen much success during their time at FIU, with a pair of bowl appearances and 21 total wins entering the 2019 season. The Panthers need only six victories to surpass the 2018 class, who earned 26 victories overall.

ALL THE POINTS

The FIU offense had no trouble scoring last season, with the Panthers scoring a league-best 34.6 points per outing in 2018. FIU topped the C-USA in total points scored (450), average points per game (34.6), total touchdowns (58), team passing efficiency (154.7). The offense was also highly efficient in converting third and fourth downs, ranking first overall in C-USA with 46.8 percent and 65.2 percent respectively.

Additionally, the Panthers broke single-season school records for most points scored (450), total offensive touchdowns (54), total offense (5,480), most pass yards (3,194), total touchdown passes (27), total rushing touchdowns (27), completion percentage (65.5), passer rating (154.7), yards per pass (8.3) and yards per rush (4.8).

NO FLY ZONE

The FIU secondary was an opportunistic unit last season, with the Panthers earning 17 interceptions on the year. The 17 picks ranked second in the league and 11th overall in the nation, while setting a program record for most interceptions in a single season at FIU. The Panthers ranked fourth overall in the conference for pass defense and sixth in the league for pass defense efficiency.

KEEPING MORGAN CLEAN

The offensive line allowed a FIU season-low eight sacks last season, with the total ranking third in the nation in 2018 to effectively keep quarterback James Morgan very clean throughout the season. The offensive line remains relatively intact from last season, with Dallas Connell (C), Shane McGough (OG) and D'Antne Demery (DT) returning.

2018 C-USA STANDINGS

EAST DIVISION

Team	Conf.	CPct.	Overall	Pct
UAB	7-1	0.875	10-3	0.769
North Texas	5-3	0.625	9-4	0.692
Louisiana Tech	5-3	0.625	8-5	0.615
Southern Miss	5-3	0.625	6-5	0.545
UTSA	2-6	0.250	3-9	0.250
Rice	1-7	0.125	2-11	0.154
UTEP	1-7	0.125	1-11	0.083

WEST DIVISION

Team	Conf.	CPct.	Overall	Pct
Middle Tennessee	7-1	0.875	8-6	0.571
Marshall	6-2	0.750	9-4	0.692
FIU	6-2	0.750	9-4	0.692
Charlotte	4-4	0.500	5-7	0.417
Florida Atlantic	3-5	0.375	5-7	0.417
Old Dominion	2-6	0.250	4-8	0.333
WKU	2-6	0.250	3-9	0.250

2019 STATS

STAT BREAKDOWN

Category	FIU	WKU
Points/Game	14.0	28.0
First Downs	16	22
Rushing Yards/Game	59.0	184.0
Passing Yards/Game	208.0	304.0
Total Off. Yards/Game	267.0	488.0
Total Yards Allowed/Game	545.0	424.0
Third Down Conv.	41.7%	56.3%
Turnovers Gained	1	0
Turnovers Lost	2	2
Red Zone Offense	66.7%	75.0%
Red Zone Defense	100%	75.0%
Time of Possession/Game	26:18	35:11
Penalty Yards/Game	35.0	49.0

NCAA RANKING

Category	FIU	WKU
Points/Game	t106	t75
First Downs	t103	22
Rushing Yards/Game	119	55
Passing Yards/Game	t76	t32
Total Off. Yards/Game	111	38
Total Yards Allowed/Game	t114	88
Third Down Conv.	t68	21
Turnovers Gained	64	N/A
Turnovers Lost	63	63
Red Zone Offense	t91	t79
Red Zone Defense	t71	t49
Time of Possession/Game	101	22
Penalty Yards/Game	26	52

FIU STAT LEADERS

Category	Player (Stats)
Total Touchdowns	Three tied (1)
Passing Yards	James Morgan (208)
Passing Touchdowns	James Morgan (1)
Rushing Touchdowns	Anthony Jones (1)
Rushing Yards	Anthony Jones (48)
Receptions	Maurice Alexander (5)
Receiving Touchdowns	Shemar Thornton (1)
Receiving Yards	Sterling Palmer (49)
Total Tackles	Stanley Thomas-Oliver (9)
Solos	Stanley Thomas-Oliver (8)
TFLs	Kevin Oliver (2.0)
INTs	N/A
Pass Breakups	Richard Dames/Isaiah Brown (1)
Sacks	Kevin Oliver (1.0)

MORGAN EYES MORE GLORY

James Morgan enjoyed a breakout season in his first year with the Panthers and helped FIU to a school-record nine wins, while setting a single-season record for passing touchdowns (26) and finishing with the second-most passing yards (2,727) in school history.

Morgan's 157.6 passing efficiency rating broke the single-season record at FIU, while ranking first overall in C-USA and 11th overall in the NCAA as he finished the year with C-USA Newcomer of the Year and Honorable Mention laurels. Entering 2019, Morgan has earned a spot on the Manning Award, Johnny Unitas Golden Arm Award, Davey O'Brien Award and Wuerffel Trophy Watch Lists to name a few.

MORGAN NEARING CAREER PASSING MARK

Despite only playing one season at FIU, James Morgan is already climbing up the career ranks at FIU. The quarterback is only 16 touchdown passes shy of owning the career touchdown mark (42) at FIU set by Josh Padrick from 2003-06.

Most Passing TDs - Career

Rnk	TDs	Player	Years
1.	42	Josh Padrick	2003-06
2.	35	Alex McGough	2014-17
3.	34	Paul McCall	2007-09
4.	30	Wes Carroll	2010-11
5.	27	James Morgan	2018-Present

THREE-HEADED MONSTER IN THE BACKFIELD

The Panthers have a trio of running backs in the backfield that have been highly productive on the ground as the group splits carries. Seniors Anthony Jones and Napoleon Maxwell, alongside junior D'Vonte Price will be RB 1A, B and C for FIU in 2019.

Additionally, the three backs rank in the top six at FIU for career average per rush coming into the 2019 season.

Average Per Rush - Career

Rnk	Pts	Player	Years
1.	6.58	D'Vonte Price (105-691)	2017-Present
2.	5.62	Ben West (120-674)	2004-05
3.	5.36	Napoleon Maxwell (264-1,415)	2014-Present
4.	5.18	Rashod Smith (424-2,195)	2002-04
5.	4.98	Adam Gorman (178-886)	2002-05
6.	4.95	Anthony Jones (231-1,143)	2015-Present

ALEXANDER'S ELECTRIC YEAR

After making the switch from QB to WR in 2018, Maurice Alexander had an all-around sensational year that led to the return man earning All-Conference USA First Team honors for his efforts on special teams.

Alexander became the first Panther in school history to earn a receiving touchdown and punt return for a score against UMass last year. He also recorded the second-highest punt return average (14.6) of any C-USA player with at least three punt returns on the season, and ranked fifth in the FBS.

LEWIS ON THE HUNT

In his first season at middle linebacker, Sage Lewis was a force to be reckon with as he broke FIU's single-season records in total tackles (132) and solos (83) to rank first in the league for both categories.

The linebacker opened the 2018 season with an 18-tackle performance against Indiana (9/1) as he foreshadowed his big year. Lewis earned All-CUSA First Team honors in 2018, while being named the C-USA Preseason Defense Player of the Year entering 2019, while grabbing a spot on the Nagurski and Butkus Award Watch Lists.

BORREGALES ON ALL-TIME LISTS

Jose Borregales has been clutch at FIU since first taking the field in 2017. The junior ranks fifth overall for most points scored by a non-quarterback, scoring 181 points entering the 2019 season. Borregales' 96 points scored last season was tied for second-most in a single season behind Jack Griffin's 102 in 2011.

Most Points Scored (Non-QB) - Career

Rnk	Pts	Player	Years
1.	258	Jack Griffin (114 PAT, 48 FG)	2009-12
2.	241	Austin Taylor (106 PAT, 45 FG)	2013-16
3.	233	Adam Moss (110 PAT, 41 FG)	2002-05
4.	224	T.Y. Hilton (37 TD, 1 PAT)	2008-11
5.	183	Jose Borregales (94 PAT, 29 FG)	2017-Present

2019 TRENDS

LEADING/TRAILING/TIED

Leading At Half:	0-0
Trailing At Half:	0-1
Tied At Half:	0-0
Leading After 3rd Quarter:	0-0
Trailing After 3rd Quarter:	0-1

SCORING

Scores First:	0-0
Opponent Scores First:	0-0
Shutout at Half:	0-0
Holds Opp. Scoreless at Half:	0-0
Scores 20+ Points:	0-0
Scores Under 20 Points:	0-1
Allows 20+ Points:	0-1
Holds Opp. Under 20 Points:	0-0

TOTAL YARDS

Less Than 300 Yards:	0-1
300+ Total Offense:	0-0
400+ Total Offense:	0-0
500+ Total Offense:	0-0
600+ Total Offense:	0-0
Hold Opp. Less Than 300 Yards:	0-0
Allow Opp. 400+ Yards:	0-0
Allow Opp. 500+ Yards:	0-1
Allow Opp. 600+ Yards:	0-0

RUSH YARDS

Less Than 100 Yards:	0-1
100+ Yards Rushing:	0-0
200+ Yards Rushing:	0-0
300+ Yards Rushing:	0-0
Holds Opp. Under 100 Yards:	0-0
Allows 100+ Yards Rushing:	0-0
Allows 200+ Yards Rushing:	0-0
Allows 300+ Yards Rushing:	0-1

PASS YARDS

Less Than 200 Yards:	0-0
200+ Yards Passing:	0-1
300+ Yards Passing:	0-0
400+ Yards Passing:	0-0
500+ Yards Passing:	0-0
Holds Opp. Under 200 Yards:	0-1
Allows 200+ Yards Passing:	0-0
Allows 300+ Yards Passing:	0-0
Allows 400+ Yards Passing:	0-0
Allows 500+ Yards Passing:	0-0

TURNOVERS

Has 0 Turnovers:	0-0
Has 1 Turnover:	0-0
Has 2 Turnovers:	0-1
Has 3+ Turnovers:	0-0
Forces 0 Turnovers:	0-0
Forces 1 Turnover:	0-1
Forces 2 Turnovers:	0-0
Forces 3+ Turnovers:	0-0

2018 RECAP

The 2018 season had plenty of fireworks, as the Panthers exploded for a program-best nine wins on the year after setting numerous records on the offensive side of the ball and coming up with key stops and takeaways on defense. The Panthers were led by grad transfer James Morgan, who earned C-USA Newcomer of the Year honors after his record-breaking season. FIU posted a 9-4 mark on the year, with highlight wins coming over Old Dominion (28-20), Middle Tennessee (24-21) and Toledo (35-32) in the 2018 Bahamas Bowl.

(inter)NATIONAL CHAMPS

With James Morgan ruled out of the 2018 Bahamas Bowl due to injury, the odds were stacked high against FIU against Toledo. The good guys didn't back down however, as the Panthers rallied behind first-time starter Christian Alexander in his last outing at FIU. Alexander finished the game with a career-high 209 yards passing, tossing one score to freshman Sterling Palmer on a 36-yard strike in the first half.

The Panthers fell behind to start the game, as the Rockets took a 10-0 lead after the first quarter, FIU bounced back for two scores before halftime to enter the locker room with a 14-10 advantage however and bring life back to the Panthers. Despite the Rockets retaking the lead at 17-14 out of halftime, the Panthers momentum didn't slow down as Anthony Jones responded with a 30-yard scamper to go along with his three-score, 92-yard day to make it 21-17 FIU. The Panthers held off the Rockets in the fourth, as FIU matched Toledo's two touchdowns and claimed a 35-32 victory.

RECORD SETTERS

Many school records fell in 2018, as the Panthers posted some of their best numbers in program history. Below the players and the records they broke in 2018 are listed.

Pos.	Player	Record	Stat
QB	James Morgan	Most Pass TDs/Single Game	4 vs. UAPB (9/29)
QB	James Morgan	Most Pass TDs/Season	26
QB	James Morgan	Pass Eff./Single Game	363.2 vs. UAPB (9/29)
QB	James Morgan	Pass Eff./Season	157.6
QB	James Morgan	Avg. Yards Per Comp./Single Game	37.9 vs. UAPB (9/29)
QB	James Morgan	Off. Per Play/Season	7.67
LB	Sage Lewis	Most Tackles/Season	132
LB	Sage Lewis	Most Solo Tackles/Season	83
LB	Sage Lewis	Pass Breakups/Single-Game	4 at UTSA (11/10)
DB	Richard Dames	Most INTs/Single-Game	2 vs. Marshall (11/24)
LB	Rocky Jacques-Louis	Most INT TDs/Season	2
K	Jose Borregales	Longest FG Made/Single Game	53 vs. Middle Tennessee (10/13)
K	Jose Borregales	Most PATs Made/Single Game	9 vs. UMass (9/15)
K	Jose Borregales	Most PATs Made/Season	54
P	Stone Wilson	Highest Punt Avg./Season	44.0
P	Stone Wilson	Most Punt Yards/Career	8,225
P	Stone Wilson	Most Punts/Career	203
P	Stone Wilson	Most Punts Inside 20/Career	57
P	Stone Wilson	Most Punts Without Block/Career	199

2019 HONORS

Sage Lewis

- Senior Bowl Preseason Watch List
- Preseason Nagurski Award Watch List
- Preseason Butkus Award Watch List
- Preseason C-USA Defensive Player of the Year

James Morgan

- Senior Bowl Preseason Watch List
- Manning Award Watch List
- Johnny Unitas Golden Arm Watch List
- CFPA National Performer of the Year Watch List
- Preseason Davey O'Brien Award Watch List
- Allstate AFCA Good Works Team Nominee
- Wuerffel Trophy Watch List

Jose Borregales

- Lou Groza Award Watch List

Dallas Connell

- Preseason Remington Trophy Watch List

Sterling Palmer

- Preseason Mackey Award Watch List



RETURNING PERSONNEL

Offense

Quarterbacks (4) - #7 Kaylan Wiggins, #10 Tannor Watson, #12 James Morgan, #17 Caleb Lynam

Running Backs (6) - #2 Anthony Jones, #5 Demarcus Townsend, #23 Napoleon Maxwell, #24 D'Vonte Price, #33 Shaun Peterson Jr., #42 Jordan Atkins

Wide Receivers (9) - #1 Maurice Alexander, #9 Bryce Singleton, #83 Darius Philon, #14 Darrius Scott, #15 Austin Maloney, #16 Tony Gaiter IV, #19 Shemar Thornton, #44 Cadarius Gaskin, #83 Darius Philon, #85 DeAndre Williams

Tight Ends (4) - #81 Ivan Thomas, #84 David O'Meara, #86 Carson Genal, #88 Sterling Palmer

Offensive Line (9) - #55 Shane McGough, #58 Devontay Taylor, #60 Dallas Connell, #61 Jaylen Daphnis, #62 Mershawn Miller, #68 Tahj Brighthaupt, #73 Lyndell Hudson Jr., #74 Shacquille Williams, #77 D'Antne Demery

Defense

Defensive Line (10) - #54 Kaliq Jacas, #75 Rashad Colson, #90 Noah Curtis, #91 Kameron Burns, #92 Jason Mercier, #93 Teair Tart, #94 Kevin Oliver, #95 Andrew Tarver, #98 Jordan Woods, #99 Davon Strickland

Linebackers (9) - #3 Sage Lewis, #37 Romelo Brooks, #40 Daniel Jackson, #45 Rocky Jacques-Louis, #48 Josh Powell, #51 Dimitry Prophete, #52 Donovan Georges, #53 Tevin Jones, #59 Jamal Gates

Defensive Backs (13) - #4 Isaiah Brown, #10 Olin Cushion III, #15 Quentin Bessent Jr., #18 Malik Tyson, #21 Stantley Thomas-Oliver III, #22 Maurquel Dillard, #25 Jordan Underwood, #26 Jamal Anderson, #27 Benny McCray, #28 Jesson Walker, #34 Christian Irving, #35 Rishard Dames, #36 Dorian Hall, #38 Richard Dames,

Special Teams

Kickers/Punters (4) - #29 Thomas Leo, #13 Estin Thiele, #30 Jose Borregales, #96 Alec Hallman

Long Snappers (1) - #31 Tommy Zozus

NEWCOMERS (ACTIVE)

Offense

Quarterbacks (1) - #3 Stone Norton*

Running Backs (2) - #8 Lexington Joseph*, #32 Maleek Williams

Fullbacks (2) - #22 Andy Bautista*, #49 Kamareon Williams*

Wide Receivers (2) - #6 Nate Jefferson*, #80 Kris Mitchell*

Tight Ends (2) - #11 Joe Hocker*, #41 Jackson McDonald*

Offensive Line (8) - #63 Noah Quier*, #64 Antonio Serrano*, #65 Julius Pierce*, #71 Danny Corbett*, #72 Sione Finau*, #76 Henry Omu, #78 Shamar Hobby-Lee*, #79 Logan Gunderson

Defense

Defensive Line (5) - #43 Nate White*, #70 Kane Taylor, #89 Ty Danzy*, #96 David Reynolds*, #97 Damon Moore

Linebackers (4) - #44 Justin Michel*, #50 Nasir Carter*, #56 Ni'Kendrick Carter*, #47 Chris Whittaker

Defensive Backs (6) - #7 Josh Turner, #17 Nikholi Jaghai, #18 Kamryn Giles*, #25 LaMontez Pritchett, #29 Derrail Stephens*, #46 Kendre' Gant*

Special Teams

Kickers/Punters (1) - #39 Tommy Heatherly

Long Snappers (1) - #69 Ruben Ramirez*

* - True Freshman

LAST TIME IT HAPPENED



RUSHING

Individual with 25-30 rushing attempts:

FIU: Alex Gardner (27) - Florida Atlantic 10/1/16
Opp: Benny Lemay (30) - at Charlotte 11/17/18

Individual with 31 or more rushing attempts:

FIU: Ben West (34) - Florida A&M 10/1/05
Opp: James Conner (31) - Pittsburgh 9/13/14

Individual rushed for 100-149 yards:

FIU: Napoleon Maxwell (105) - at Charlotte 11/17/18
Opp: Brenden Knox (109) - vs Marshall 11/24/18

Individual rushed for 150-199 yards:

FIU: Kedrick Rhodes (172) - Troy 10/25/11
Opp: Benny Lemay (159) - at Charlotte 11/17/18

Individual rushed for 200+ Yards:

FIU: Ben West (214) - Florida A&M 10/1/05
Opp: Bennie Cunningham (230) - Middle Tennessee 10/13/12

Individual with 100 rush and receiving yards:

FIU: Kedrick Rhodes (130 rush/115 rec.) - at Duke 9/1/12
Opp: Never N/A

Two rushers with 100 yards in a game:

FIU: Shawndarrius Phillips (124) & Napoleon Maxwell (108) - UMass 9/15/17
Opp: Devin Singletary (184) & Kerrith Whyte (165) - vs Florida Atlantic 11/3/18

Three rushers with 100 yards in a game:

FIU: Darriet Perry (186), T.Y. Hilton (158), Darian Mallary (118) - at Troy 11/13/10
Opp: Never N/A

Team with 40 rushing attempts:

FIU: 43 - vs Toledo 12/21/18
Opp: 49 - at Tulane 8/27/19

Team with fewer than 25 rushing attempts:

FIU: 23 - at Charlotte 11/17/18
Opp: 24 - UMass 12/2/17

Team rushed for 300+ Yards:

FIU: 348 - UMass 9/15/18
Opp: 350 - at Tulane 8/27/19

Team held between 51-100 yards rushing:

FIU: 75 - at Tulane 8/27/19
Opp: 78 - Alcorn State 9/8/17

Team held under 50 yards rushing:

FIU: 39 - at Charlotte 10/15/16
Opp: 38 - N.C. Central 9/19/15

Individual scored on 50+ yard run:

FIU: Napoleon Maxwell (52) - at Charlotte 11/17/18
Opp: Corey Dauphine (50) - at Tulane 8/27/19

PASSING

Individual with 40 pass attempts:

FIU: Alex McGough (50) - Old Dominion 11/11/17
Opp: Andrew Ford (49) - UMass 12/2/17

Individual with 50 pass attempts:

FIU: Alex McGough (50) - Old Dominion 11/11/17
Opp: Chase Litton (52) - at Marshall 10/28/17

Individual with 60 pass attempts:

FIU: Never N/A
Opp: Ben Dougherty (60) - vs. Florida A&M 11/27/04

Individual completed 25 passes:

FIU: James Morgan (27) - vs Middle Tennessee 10/13/18
Opp: John Urzua (25) - at Middle Tennessee 10/7/17

Individual completed 30 passes:

FIU: Alex McGough (35) - Old Dominion 11/11/17
Opp: Andrew Ford (34) - UMass 12/2/17

Individual passed for 300-399 yards:

FIU: James Morgan (311) - vs Middle Tennessee 10/13/18
Opp: Andrew Ford (392) - UMass 12/2/17

Individual passed for 400+ yards:

FIU: Paul McCall (400) - at Florida Atlantic (OT) 11/29/08
Opp: Graham Wilbert (403) - at Florida Atlantic 11/16/12

Individual threw three (3) touchdowns:

FIU: James Morgan (3) - at UTSA 11/10/18
Opp: Eli Peters (3) - vs Toledo 12/21/18

Individual threw four (4) touchdowns:

FIU: James Morgan (4) - UAPB 9/29/18
Opp: Andrew Ford (4) - UMass 12/2/17

Individual threw five (5) touchdowns:

FIU: Never N/A
Opp: Dalton Williams (5) - Akron 9/8/12

Team with less than 10 pass attempts:

FIU: 9 - at Louisville 9/21/13
Opp: 7 - at UTEP 11/16/13

Team with less than five (5) pass completions:

FIU: 4 - at Louisville 9/21/13
Opp: 3 - at UTEP 11/16/13

Team had less than 50 yards passing:

FIU: 27 - at Louisville 9/21/13
Opp: 36 - Tulane 10/14/17

Individual threw for a 60-69-yard touchdown:

FIU: Alex McGough to Dennis Turner (64) - N.C. Central 9/19/15
Opp: Driphus Jackson to James Mayden (69) - Rice 11/1/14

Individual threw for a 70-yard+ touchdown:

FIU: James Morgan to Maurice Alexander (76) - UAPB 9/29/18
Opp: Jason Driskel to Kalib Woods (79) - at Florida Atlantic 11/18/17

RECEIVING

Individual caught 10 passes:

FIU: Thomas Owens (11) - Old Dominion 11/11/17
Opp: Deon-Tay McManus (10) - Marshall 11/19/16

Individual had 100 yards receiving:

FIU: Austin Maloney (107) - at Charlotte 11/17/18
Opp: Victor Tucker (115) - at Charlotte 11/17/18

Two individuals with 100 yards receiving in a game:

FIU: Glenn Coleman (115) and Willis Wright (109) - Middle Tenn. 10/13/12
Opp: Richie James (127) and Ty Lee (100) - Middle Tennessee 10/29/15

TOTAL OFFENSE

Team gained 500 total yards:

FIU: 536 - UMass (329 rush, 207 pass) 9/15/18
Opp: 545 - at Tulane (350 rush, 195 pass) 8/27/19

Team gained 600 total yards:

FIU: 613 - UAPB (220 rush, 393 pass) 9/29/18
Opp: 615 - at Kansas (224 rush, 391 pass) 9/22/07

Team gained between 100-200 total yards:

FIU: 189 - WKU (80 rush, 109 pass) 9/24/16
Opp: 172 - Rutgers (76 rush, 96 pass) 9/11/10

Team gained less than 100 total yards:

FIU: 27 - at Louisville 9/21/13
Opp: Never N/A

FIRST DOWNS

Team had 25 first downs:

FIU: 26 - vs Toledo 12/21/18
Opp: 28 - at Tulane 8/27/19

Team had less than 10 first downs:

FIU: 7 - at Miami 9/22/18
Opp: 9 - Wagner 9/6/14

LAST TIME IT HAPPENED



PUNTING

Team punted at least 10 times:
FIU: 10 - at UAB 9/27/14
Opp: 10 - N.C. Central 9/19/15

Team did not punt:
FIU: Never (1, several, last vs. Tulane) 10/14/17
Opp: vs Florida Atlantic 11/3/18

Individual recorded a +50-yard punt:
FIU: Tommy Heatherly (57) - at Tulane 8/27/19
Opp: Ryan Wright (58) - at Tulane 8/27/19

Individual recorded a +60-yard punt:
FIU: Stone Wilson (63) - vs Florida Atlantic 11/3/18
Opp: Jack Fox (66) - vs Rice 10/20/18

Individual recorded a +70-yard punt:
FIU: Stone Wilson (71) - at Florida Atlantic 11/18/17
Opp: Mike Ruggles (73) - at UTEP 11/16/13

Individual blocked a punt:
FIU: Kenyatta Anderson - Charlotte 11/7/15
Opp: Mar Drayton - vs Marshall 11/24/18

TURNOVERS

Individual threw three (3) interceptions:
FIU: Alex McGough (3) - Indiana 9/1/16
Opp: Peyton Ramsey (3) - Indiana 9/1/12

Individual with two (2) interceptions:
FIU: Richard Dames - vs Marshall 11/24/18
Opp: Wiley Green - vs Rice 10/20/18

Team had four (4) turnovers:
FIU: 4 (1 INTs/3 fumbles) - at UCF 8/31/17
Opp: 4 (4 INTs/0 fumbles) - at UTSA 11/10/18

Team had five (5) turnovers:
FIU: 5 (2 INTs/3 fumbles) - at UTSA 10/11/14
Opp: 5 (3 INTs/2 fumbles) - Middle Tennessee 11/15/14

Team had six (6) turnovers:
FIU: 7 (5 INTs/2 fumbles) - at Arkansas 10/27/07
Opp: 6 (4 INTs/2 fumbles) - at UAB 9/27/14

Team lost three (3) fumbles:
FIU: 3 - at UCF 8/31/17
Opp: 3 - Western Kentucky 11/24/14

Team lost six (6) fumbles:
FIU: 6 - North Texas 10/15/05
Opp: Never (High of 4 - twice - last Wagner) 9/6/14

Team recovered an onside kick:
FIU: 1 - at WKU 10/27/18
Opp: 1 - N.C. Central 9/19/15

PENALTIES

Team was penalized 10 times:
FIU: 11 - Tulane 10/14/17
Opp: 10 - at UCF 8/31/17

Team was not penalized:
FIU: Never (Record low 2 - at Troy) 10/18/03
Opp: vs Rice 10/20/18

SCORING

Individual scored three touchdowns:
FIU: Anthony Jones (3, all rushing) - vs Toledo 12/21/18
Opp: Eli Peters (3, all passing) - vs Toledo 12/21/18

Individual scored four touchdowns:
FIU: James Morgan (4) - UAPB 9/29/18
Opp: Anthony Wales (4) - at WKU 11/5/16

Individual caught two touchdown passes:
FIU: Anthony Jones (2) - at Charlotte 11/17/18
Opp: Jon'Vea Johnson (2) - vs Toledo 12/21/18

Individual caught three touchdown passes:
FIU: Bryce Singleton (3) - UMass 12/2/17
Opp: Austin Duke (3) - Charlotte 11/7/15

Individual rushed for three touchdowns:
FIU: Anthony Jones (3) - vs Toledo 12/21/18
Opp: Devin Singletary (3) - vs Florida Atlantic 11/3/18

Individual kicked three field goals:
FIU: Jose Borregales - vs Middle Tennessee 10/13/18
Opp: Nice Rice- Old Dominion 11/11/17

Individual kicked four or more field goals:
FIU: Dustin Rivest (5) - Arkansas State 11/08/08
Opp: Kyle Fischer (5) - Louisiana Tech 10/26/13

Individual kicked a 50-yard field goal:
FIU: Jose Borregales (53) - vs Middle Tennessee 10/13/18
Opp: Greg Joseph (50) - Florida Atlantic 10/1/16

Individual returned a kickoff for a touchdown:
FIU: Richard Leonard (100 yards) - at Florida Atlantic 11/16/12
Opp: Carlos Henderson (92 yards) - LA Tech 10/22/16

Individual returned a punt for a touchdown:
FIU: Maurice Alexander (69 yards) - vs UMass 9/15/18
Opp: Deandre Reaves (69 yards) - at Marshall 11/14/15

Individual returned an interception for a touchdown:
FIU: Rocky Jacques-Louis (32 yards) - vs UTSA 11/10/18
Opp: J. Crawford (33 yards) - Indiana 9/1/18

Individual returned a fumble for a touchdown:
FIU: Sage Lewis (61 yards) - at Charlotte 11/17/18
Opp: Andrew Power (29 yards) - North Texas 9/1/11

Individual recovered a fumble in end zone for a TD:
FIU: Chance Attaway - at Middle Tennessee 9/29/07
Opp: Ryan Downing - North Texas 9/1/11

Individual returned/recovered a blocked punt for a TD:
FIU: Kenyatta Anderson (23 yards) - Charlotte 11/7/15
Opp: Mar Drayton (0 yards) - vs Marshall 11/24/18

Individual returned/recovered a blocked FG for a TD:
FIU: Never
Opp: Ross Cockrell (75 yards) - Duke 9/1/12

Individual returned a blocked PAT for a touchdown:
FIU: Zach Davis - vs. Florida AGM 11/27/04
Opp: Never

Team scored a two-point conversion:
FIU: vs Marshall (M. Alexander pass to C. Alexander) 11/24/18
Opp: vs Toledo (Eli Peters pass to Cody Thompson) 12/21/18

Team scored a safety:
FIU: Old Dominion 11/11/17
Opp: at UCF 8/31/17

Team recorded a shutout:
FIU: Butler (42-0) 9/14/02
Opp: at Marshall (52-0) 11/14/15

Team scored 28 points in a quarter:
FIU: 28 (2nd) - UMass 9/15/18
Opp: 28 (4th) - vs Florida Atlantic 11/3/18

Team scored 40 points in a half:
FIU: 42 (1st) - vs UMass 9/15/18
Opp: 40 (1st) - at Maryland 8/31/13



BUTCH DAVIS

13TH SEASON OVERALL (96-53) ■ 3RD SEASON AT FIU (17-10)

FIU NOTABLES ON COACH DAVIS

- The Panthers have broke or tied 102 school records under Davis
- Broke single-season school record in wins (9) in 2018
- Most wins by FIU coach in first two seasons (17)
- Has guided FIU to back-to-back bowl berths
- His .649 career win percentage ranks 8th highest among active coaches
- Coached FIU's first QB taken in NFL Draft, Alex McGough (Seahawks - 7th Round)

On Nov. 15, 2016, Butch Davis was named the fourth head coach of the FIU football program, returning to South Florida where he made a name for himself as one of the premier minds in football. Davis will enter his third season at FIU in 2019.

In just two short seasons, Davis has transformed the football program and has instilled a winning tradition at FIU after taking the Panthers to back-to-back bowl appearances and setting a school-record for wins (9) in 2018. Davis has also won 17 games in his first two seasons at the helm, which is the most by any Panther football coach in his first two seasons.

Under Davis, the Panthers have broke or tied 102 school records the legendary coach rewrites the FIU history book. The Panthers have set single-season records in points (450), touchdowns (58), total yards (5,480), rushing touchdowns (27), passing touchdowns (27), passing yards (3,194) just to name a few.

In 2018, the Panthers capped the season with a 35-32 victory over Toledo at the Makers Wanted Bahamas Bowl as FIU finished the year with a school-best 9-4 mark. Additionally, the Panthers earned a 6-2 record in C-USA action, which was also a school record. The Panthers broke records statistically as well, most notably on the offensive side as FIU set new season marks in points (450), touchdowns (58), total offense (5,480), yards per play (6.38), passing touchdowns (27), passing yards (3,194), passer efficiency (154.7), completion percentage (65.5), yards per pass (8.3), rushing touchdowns (27), yards per rush (4.80) and sacks allowed (8).

Nationally, the Panthers ranked in the Top 10 among FBS schools for sacks allowed (3rd overall, 8 allowed), tackles for loss allowed (4th overall, 3.77), fumbles lost (9th overall, five lost) and turnovers lost (9th overall, 13 lost) in 2018. The FIU air attack was also highly ranked nationally, with the Panthers' passer efficiency of 154.7 ranking 12th in the country, while FIU's 34.6 points per game ranked 27th overall. Davis also saw a school-record 17 Panthers earn All-CUSA honors, highlighted by first team selections Sage Lewis and Maurice Alexander.

Much of 2018's success on offense was due to quarterback James Morgan, who Davis coached to a C-USA Newcomer of the Year honor in his first season with the Panthers. Morgan set single-season records for touchdowns responsible for (27), total offense (2,708), passing touchdowns (26), passing yards (2,727) and passer efficiency (157.6).



In Davis' first season at FIU, the Panthers matched a school record in wins (8), before later breaking the mark in 2018. The Panthers also earned the school's first bowl berth since the 2011 season as FIU played Temple in the Bad Boy Mowers Gasparilla Bowl. The 8-5 mark during the regular season was the best record of any first-year head coach at FIU.

FIU finished the 2017 regular season leading the nation in red zone scoring offense converting 98 percent of its red-zone chances (39-of-40), which includes 30 touchdowns. Davis' 2017 FIU squad not only matched the school record in wins, but the 2017 Panthers finished the regular season throwing for the second-most yards (3,031) and rushing for the third-most yards (2,069) in school history. The offense also totaled the third-most yards (5,100) and FIU scored the third-most points (333) in a season. Defensively, the Panthers' 28.0 sacks ranked third in a single-season and the 75 tackles for loss tied for seventh overall. Davis also saw 12 Panthers earn All-CUSA honors highlighted by first team selection Thomas Owens.

Davis, the fourth head coach in FIU history, has compiled a 95-52 overall record in 12 years as a college head coach, including three BIG EAST Championships while coaching the University of Miami. In that span, Davis recruited and/or coached more than 120 players that made it to the NFL, 36 of which were first-round draft picks. Davis coached in the NFL for four years and is still the only coach to take the expansion Cleveland Browns to the playoffs.



"To say we are excited to have Butch Davis as our head coach at FIU is an understatement," Garcia said. "There is no doubt that he will take FIU football to new heights."

"I can't tell you how excited I am to be the head coach at FIU," Davis said. "I love this opportunity. I am grateful to be here. I look at this challenge as one that has no limits for the ceiling. When I think about FIU, there is unbelievable passion. If you are looking for an opportunity to get back into coaching, you could not envision a better opportunity than FIU. It's got great academic reputation. In its own backyard, it's got great athletes in this state. One of the things that sold me was there are 200,000 alumni in Broward and Dade County. We have to unite those fans and those alums and get them back in that stadium."

During his 12-year collegiate coaching career, Davis guided his teams to nine bowl games, winning six of them, including a 37-20 victory over the Florida Gators in the 2001 Sugar Bowl. Davis comes to FIU after serving as a college football studio analyst, while also contributing to coverage on College Football Live, ESPN Radio, ESPN.com and SportsCenter since 2014.

Before joining ESPN, Davis served as a consultant to the head coach for the Tampa Bay Buccaneers during the 2012 and '13 seasons. Prior to that, Davis had a long successful coaching career, including head coaching positions with the University of North Carolina (2007-10), the Cleveland Browns (2001-04) and the University of Miami (1995-2000).

From 1979-94, Davis had a successful 15-year association with Jimmy Johnson, first as a receivers and tight ends coach at Oklahoma State University (1979-83), then as a defensive line coach at the University of Miami and ending with the Dallas Cowboys, where he started as a defensive line coach and was promoted to defensive coordinator. His tenure included two of Dallas' Super Bowl titles.

After graduating college, Davis spent 1973-78 as a coach and biology and anatomy teacher on the high school level. A native of Bixby, Oklahoma, Davis graduated from the University of Arkansas in 1974, where he played tight end and defensive end for the Razorbacks under Head Coach Frank Boyles.

YEAR-BY-YEAR COLLEGIATE COACHING HISTORY

YEAR	TEAM	RECORD	BOWL GAME	OPPONENT (RESULT)	FINAL RANKINGS	SEASON NOTES
2018	FIU	9-4	Bahamas Bowl	Toledo (W/35-32)	NR	Broke school record with 9 wins/Second bowl win in FIU history
2017	FIU	8-5	Gasparilla Bowl	Temple (L/28-3)	NR	Tied school record 8 wins/First FIU Bowl bid since 2011
2010	North Carolina	8-5	Music City Bowl	Tennessee (W/30-27)	NR	First bowl victory for UNC in nine seasons
2009	North Carolina	8-5	Meineke Car Care Bowl	Pittsburgh (L/19-17)	NR	UNC made back-to-back bowl games for first time in a decade
2008	North Carolina	8-5	Meineke Car Care Bowl	West Virginia (L/31-30)	NR	Back in rankings for the first time since 2001
2007	North Carolina	4-8			NR	
2000	Miami (Fla.)	11-1	Sugar Bowl	Florida (W/37-20)	#2 Coaches/#2 AP	Big East champs/Beat No. 1 FSU and No. 2 Virginia Tech
1999	Miami (Fla.)	9-4	Gator Bowl	Georgia Tech (W/28-13)	#15 Coaches/#15 AP	Earned win over No. 9 Ohio State
1998	Miami (Fla.)	9-3	Micron PC Bowl	NC State (W/46-23)	#21 Coaches/#20 AP	Upset No. 3 UCLA
1997	Miami (Fla.)	5-6			NR	
1996	Miami (Fla.)	9-3	Carquest Bowl	Virginia (W/31-21)	#14 Coaches/#14 AP	Big East co-champs
1995	Miami (Fla.)	8-3			#20 AP	Big East co-champs



NOTABLE COACHING HISTORY

Years	Team	HC Record	Title
2017-present	FIU	17-9	Head Coach
2007-10	North Carolina	28-23	Head Coach
2001-04	Cleveland Browns (NFL)	24-35	Head Coach
1995-2000	Miami (Fla.)	51-20	Head Coach
1989-94	Dallas Cowboys (NFL)	N/A	Assistant DL (1989-92) DC/LB (1993-94)
1984-88	Miami (Fla.)	N/A	Assistant (DL)
1979-83	Oklahoma State	N/A	Assistant (TE/WR)

OTHER COACHING HISTORY

Years	Team	Title
1978	Tulsa Rogers (Okla.) H.S.	Head Coach
1976-77	Sand Springs (Okla.) H.S.	Assistant (DL, DLB)
1974-75	Pawhuska (Okla.) H.S.	Assistant (Offensive, DL)
1973	Fayetteville (Ark.) H.S.	Volunteer Assistant (WR)

SUPER BOWL WINS BY DAVIS

Dallas Cowboys, Super Bowl XXVII vs. Buffalo (assistant coach)
 Dallas Cowboys, Super Bowl XXVIII vs. Buffalo (defensive coordinator)

NFL 1ST ROUND DRAFT PICKS COACHED OR RECRUITED BY DAVIS

Miami (28): Ray Lewis (LB), Yatil Green (WR), **Kennard Lang (DE)***, Kenny Holmes (DE), Duane Starks (CB), Edgerrin James (RB), Bubba Franks (TE), Dan Morgan (LB), **Damion Lewis (DT)***, Santana Moss (WR), Reggie Wayne (WR), Bryant McKinnie (DT), Jeremy Shockey (TE), Phillip Buchannon (CB), Ed Reed (S), Mike Rumph (CB), Andre Johnson (WR), Jerome McDougle (DE), Willis McGahee (RB), William Joseph (DT), Sean Taylor (S), Kellen Winslow (TE), Jonathan Vilma (LB), D.J. Williams (LB), Vernon Carey (DT), Vince Wilfork (DT), Antrel Rolle (CB), Kelly Jennings (CB)

North Carolina (7): Kentwan Balmer (DT), Hakeem Nicks (WR), Robert Quinn (DE), Quinton Coples (DE), Jonathan Cooper (OG), Sylvester Williams (DT), Eric Ebron (TE)

OFFENSIVE RECORDS BROKE SINCE THE ARRIVAL OF DAVIS

INDIVIDUAL – SINGLE GAME

Total Offense Gained: 403 - Alex McGough vs. UMass (12/2/17)
 Passing Yards Gained Per Attempt: 24.4 - James Morgan vs. UAPB (9/29/18)
 Passing Yards Gained Per Completion: 37.9 - James Morgan vs. UAPB (9/29/18)
 Passing Efficiency Rating: 363.2 - James Morgan vs. UAPB (9/29/18)
 TD Receptions: 3 - Bryce Singleton vs. UMass (12/2/17)

INDIVIDUAL – SEASON

TDs Responsible For: 27 - James Morgan (2018)
 Total Offensive Yards: 3,029 - Alex McGough (2017)
 Total Offensive Yards Per Play: 7.67 - James Morgan (2018)
 Passing TDs: 26 - James Morgan (2018)
 Passing Yards: 2,798 - Alex McGough (2017)
 Passing Efficiency Rating: 157.6 - James Morgan (2018)

INDIVIDUAL – CAREER

TDs Responsible For: 81 - Alex McGough (2014-17)
 Total Offensive Yards: 9,626 - Alex McGough (2014-17)
 Rushing Yards: 3,063 - Alex Gardner (2014-17)
 Rushing Attempts: 685 - Alex Gardner (2014-17)
 Passing TDs: 65 - Alex McGough (2014-17)

TEAM – SINGLE GAME

Points Scored: 63 vs. UMass (12/2/17), 63 vs. UMass (9/15/18)
 Total TDs: 9 vs. UMass (12/2/17), 9 vs. UMass (9/15/18)
 Total Offense Gained: 674 vs. UMass (12/2/17)
 All-Purpose Yards Gained: 781 vs. UMass (9/15/18)
 Highest Average Gain Per Play: 12.8 vs. UAPB (9/29/18)
 Rushing TDs Scored: 6 vs. UMass (12/2/17)
 Passes Completed: 35 vs. Old Dominion (11/11/17)
 Passing Yards Per Attempt: 30.2 vs. UAPB (9/29/18)
 Passing Efficiency Rating: 311.6 vs. UAPB (9/29/18)

TEAM – SINGLE GAME

Most Points: 450 (2018)
 TDs Scored (Off/Def/ST): 58 (2018)
 TDs Responsible For: 85 (2018)
 Total Offensive Yards: 5,480 (2018)
 Total Offense Per Game: 421.5 (2018)
 Total Offense Per Play: 6.4 (2018)
 Rushing TDs: 27 (2018)
 Passing TDs: 27 (2018)
 Passing Yards: 3,194 (2018)
 Average Yards Per Pass: 8.3 (2018)
 Passing Completion Percentage: 65.5 (2018)
 Passing Efficiency Rating: 154.7 - James Morgan (2018)

1



Maurice ALEXANDER
WR | 5-11 | 180 | R-Sr.
Florida City, Florida
Booker T. Washington HS

- 2018 All-CUSA First Team as a punt returner
- Finished first on team with 40 catches, second with 5 receiving TDs in 2018
- Became first Panther in school history to score a TD receiving and special teams in same game (UMass - 9/15)

2



Anthony JONES
RB | 5-11 | 215 | R-Sr.
Miami, Florida
Miami Central HS

- 2018 All-CUSA Honorable Mention
- Scored three TDs in 2018 Bahamas Bowl
- Missed seven games after being shot, before returning vs. FAU
- Brother of NFL running back Dalvin Cook (Minnesota Vikings)

3



Sage LEWIS
LB | 6-1 | 240 | R-Sr.
Opa-Locka, Florida
Monsignor Pace HS

- 2018 All-CUSA First Team for defense
- Broke single season FIU records for tackles (132) & solos (83)
- Ranked 1st in C-USA for tackles & solos, 20th & 10th in nation
- Among 2019 returnees, his 2018 tackle totals ranks 4th in nation

4



Isaiah BROWN
CB | 6-1 | 185 | Sr.
Tampa, Florida
Tampa Bay Tech

- Played in 12 games last season, making two starts on defense in 2018
- Snagged two INTs on the year
- Earned five pass breakups to rank third on the team

10



Olin CUSHION III
S | 5-8 | 176 | Sr.
Miami, Florida
Miami Central HS

- Ranked third on team in total tackles (65) and solos (43)
- Appeared in 13 games last season, making 11 starts at safety
- Forced 1st career fumble vs. Toledo (12/21) in Bahamas Bowl
- Had game-sealing INT vs. Middle Tennessee (10/13/18)

12



James MORGAN
QB | 6-4 | 213 | R-Sr.
Green Bay, Wisconsin
Ashwaubenon HS/Bowling Green

- 2018 C-USA Newcomer of the Year, 2018 All-CUSA HM Team
- Broke FIU single-season records for passing TDs (26), pass efficiency (157.6) and total offense per play average (7.67)
- Played & started in 12 games in his 1st season at FIU after graduating at Bowling Green in the Spring of 2018.

15



Austin MALONEY
WR | 5-11 | 190 | R-Sr.
Miami, Florida
Miami Christopher Columbus HS

- Earned a pair of All-CUSA Honorable Mention selections last season as a wide receiver and a kick returner
- Appeared in 13 games, making 10 starts at wideout for FIU
- Finished second on the team in receiving touchdowns (5), receiving yards

19



Shemar THORNTON
WR | 5-11 | 182 | Jr.
Miami, Florida
Hallandale HS

- Appeared in 10 games last season, making one start at UTSA (11/10)
- Battled through injuries for much of his sophomore season
- Earned a career-high four catches for 61 yards at Charlotte (11/17)
- Played on both sides of the ball at Hallandale HS

21



Stantley THOMAS-OLIVER III
CB | 6-2 | 184 | Sr.
Punta Gorda, Florida
Charlotte HS

- All-CUSA Honorable Mention as a cornerback in 2018
- Played 13 games, making 11-straight starts at CB to close out the season
- Earned one INT and a team-high 10 pass breakups
- Made switch from WR to CB, earned spot on 2016 C-USA All-Freshman


23



Napoleon MAXWELL
RB | 6-0 | 215 | R-Sr.
St. Petersburg, Florida
Admiral Farragut Academy

- Appeared in 13 games, making four starts in the backfield in 2018
- Ranked first on the team in rushing TDs (7), attempts (128), & yards (684)
- Rushed for 104 yards vs. UMass (9/15) and 102 at Charlotte (11/17) in 2018
- Missed 2015 & 2016 seasons due to injury


24



D'Vonte PRICE
RB | 6-2 | 194 | Jr.
Punta Gorda, Florida
Charlotte HS

- Played in 13 games last season, making three starts in the backfield
- Price's yard-per-carry average (6.2) ranked second overall in C-USA
- Ranked third on the team in rushing TDs (5), second in rush yards (560), and third in rush attempts (90)

30



Jose BORREGALES
K | 5-10 | 206 | R-Jr.
Miami, Florida
Booker T. Washington HS

- 2018 All-CUSA Honorable Mention, 2018 Lou Groza Semifinalist
- His 53-yard FG vs. Middle Tennessee (10/13/18) broke a FIU school record
- Holds the FIU season record for PATs made with 54 in 2018
- Earned 2017 All-CUSA Honorable Mention

35



Rishard DAMES
DB | 5-11 | 165 | Jr.
Miami, Florida
Booker T. Washington HS

- Played in all 13 games last season in the defensive secondary
- Earned two INTs on the year
- Twin brother of Richard Dames
- Played for Tim Harris Sr. at Booker T. Washington HS

38



Richard DAMES
DB | 5-11 | 185 | Jr.
Miami, Florida
Booker T. Washington HS

- 2018 All-CUSA Honorable Mention on defense
- Played in all 13 games, making four starts on defense
- Earned three INTs, five pass breakups and one QB hurry
- Twin brother of Rishard Dames


55



Shane MCGOUGH
OL | 6-2 | 302 | R-Jr.
Tampa, Florida
Gaither HS

- 2018 All-CUSA Honorable Mention on offense
- Played in all 13 games last season, making nine starts at right guard
- Part of OL that allowed a FIU record-low eight sacks in 2018
- Brother of former FIU great and NFL QB Alex McGough (2014-17)

60



Dallas CONNELL
C | 6-3 | 300 | Sr.
Jacksonville, Florida
First Coast HS

- 2018 All-CUSA Honorable Mention Team on offense
- Played and started in 12 games last season at center
- Part of OL that allowed a FIU record-low eight sacks in 2018
- Played in 13 games as a junior, starting in 12 of those


77



D'Antne DEMERY
OT | 6-5 | 320 | Jr.
Brunswick, Georgia
Brunswick HS/ Hutchinson CC

- 2018 All-CUSA Honorable Mention on offense
- Played and started in 11 games last season at offense tackle
- Part of OL that allowed a FIU record-low eight sacks in 2018
- Transferred to FIU from Hutchinson CC in Kansas

88



Sterling PALMER
TE | 6-6 | 235 | So.
Midlothian, Virginia
Fork Union Military

- 2018 C-USA All-Freshman Team, 2018 ESPN All-Bowl Team
- Played in all 13 games as a true freshman, starting 10 times at TE
- Caught 26 passes for 279 yards and two TDs
- Earned 64 yards receiving and a TD vs. Toledo in 2018 Bahamas Bowl
- Father, Sterling Palmer Sr., played football at Florida State and NFL

90



Noah CURTIS
DE | 6-5 | 248 | Jr.
Delray Beach, Florida
American Heritage

- 2018 All-CUSA Honorable Mention Team on defense
- Played 13 games last season, making 11 starts at DE
- Earned 49 tackles, 22 solos, 3.5 TFL and 1.5 sacks in 2018
- Ranked first among FIU defensive line for tackles

93



Teair TART
DT | 6-3 | 290 | R-Sr.
Philadelphia, Pennsylvania
West Philadelphia HS/ Ellsworth CC

- Played in 12 games in his first season at FIU, making two starts in 2018
- Earned 16.5 tackles, seven TFL, four sacks, one forced fumble, and one pass breakup in 2018
- Transferred to FIU from Ellsworth CC, was a four-star prospect



RICCARDO SILVA STADIUM

Designed by Rossetti Architects, the stadium has a 6,500-square-foot Panther Club on the ground level, an upper concourse for additional fan seating and concessions, a jumbotron scoreboard, and 19 luxury suites. Seating includes chair-back seats and bench seating, all with backrests.

FIU Community Stadium was the first dedicated sports facility at the school, replacing Tamiami Field. Construction officially began on July 24, 1994 and the facility opened on September 24, 1995, as a 7,500-seat football and track stadium. It was built as a joint venture between FIU, Miami-Dade County Public Schools, Miami-Dade Parks, and the Miami-Dade County Youth Fair.

In anticipation of the inaugural FIU Golden Panthers football season in fall 2002, the university placed movable bleachers around the stadium's all-weather running track in 2001, which increased the stadium's capacity to 17,000 seats.

In 2007, the university announced a major expansion and redesign for FIU Stadium. The redesign of FIU Stadium would increase the stadium's capacity to 45,000 fans, to be built in phases. For the first phase of the expansion, the school demolished a large portion of the original 1995 stadium.

The west, south and east sides of FIU Stadium were taken down and construction began on the new, permanent stadium. The expansion was completed in September 2008 for the 2008 football season. Phase one increased the stadium's capacity from 17,000 fans to 18,000, including 1,500 club seats. During construction, the 2007 football team played its home games in the Miami Orange Bowl.

The new facility opened for the first home game of the 2008 football season against the South Florida Bulls on Sept. 20. The Panthers lost 17-9 in front of a crowd of 16,717. The team won its first game in the new stadium FIU finished its first season in the new stadium with three wins and two losses.

In 2009, the university began the second phase of the stadium expansion, which included the construction of a new football field house. Renovations were completed in 2012 and the capacity increased to 20,000 seats.

In April 2011, the field was named Alfonso Field after alumnus David F. Alfonso. The facility also includes a two-story, 50,000-square-foot field house, named for trustee R. Kirk Landon, which includes a 14,000-square-foot weight room. The stadium also includes 8,500 square feet of locker rooms, an equipment room, a full-service athletic training facility, a ticket office, a merchandise area, and an FIU Athletics Hall of Fame.

In 2017, the university agreed to a five year deal to rename the stadium after Riccardo Silva, part owner of Miami FC, which also plays at the stadium. Before the deal, Silva had donated \$3.76 million for various improvements to the stadium including a new playing surface and Jumbotron video scoreboard.

The newly re-named stadium's home opener featured a performance by Grammy nominated Latin star Maluma. Maluma returned to the stadium in April 2018 to record the video for the Spanish language version of Jason Derulo's World Cup 2018 anthem.

ATTENDANCE

TOP 20 HOME CROWDS

Rnk.	Att.	Opp.	Stadium	Date
1.	22,682	Duke	FIU Stadium	10/1/11
2.	*21,010	Florida A&M	Orange Bowl Stadium	11/27/04
3.	20,205	UCF	FIU Stadium	9/17/11
4.	19,872	Rutgers	FIU Stadium	9/11/10
5.	17,961	Old Dominion	FIU Stadium	10/24/15
6.	17,568	North Texas	FIU Stadium	9/1/11
7.	17,378	FAU	FIU Stadium	11/12/11
8.	17,314	Saint Peter's	FIU Stadium	8/29/02
9.	17,031	ULM	FIU Stadium	11/6/10
10.	16,961	East Carolina	FIU Stadium	11/2/13
11.	16,780	Louisiana	FIU Stadium	9/24/11
12.	16,730	Middle Tenn.	FIU Stadium	12/3/05
13.	16,717	No. 12 USF	FIU Stadium	9/20/08
14.	16,628	Middle Tenn.	FIU Stadium	12/4/10
15.	16,567	NC Central	FIU Stadium	9/19/15
16.	16,512	Florida A&M	FIU Stadium	10/1/05
17.	15,891	Marshall	FIU Stadium	11/23/13
18.	15,852	Troy	FIU Stadium	10/25/11
19.	15,823	UCF	FIU Stadium	9/6/13
20.	15,696	UAB	FIU Stadium	10/12/13

* - FIU was designated home team for Orange Blossom Classic

YEAR-BY-YEAR HOME ATTENDANCE

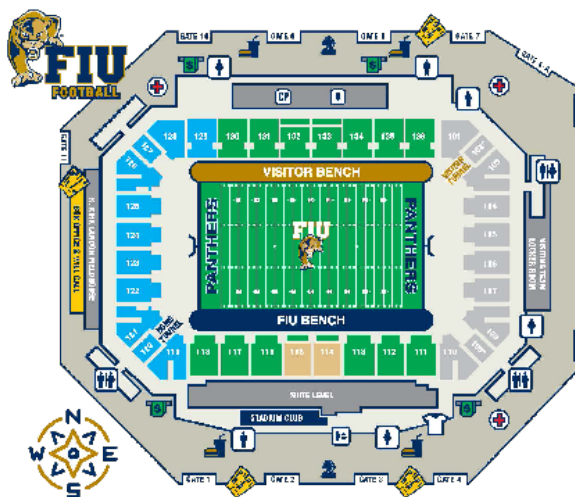
Year	Home Att.	Dates	Avg.
2002	54,353	7	7,765
2003	42,435	6	7,072
2004	50,473	5	10,095
2005	77,385	5	15,477
2006	76,552	5	15,110
2007	39,909	5	7,982
2008	69,261	5	13,852
2009	51,018	5	10,204
2010	82,724	5	16,545
2011	110,465	6	18,411
2012	81,806	6	13,634
2013	92,728	6	15,453
2014	95,728	8	11,966
2015	76,907	5	15,381
2016	117,526	7	16,789
2017	100,002	7	14,286
2018	109,797	7	15,685



Pete Garcia and Riccardo Silva at the ceremony when FIU named its football stadium, Riccardo Silva Stadium, on April 3, 2017

On April 3, 2017, the FIU Athletic Department and Executive Director of Sports and Entertainment Pete Garcia renamed FIU Stadium to Riccardo Silva Stadium. The decision to name the stadium is in recognition of the support given by Riccardo Silva to the FIU Athletic Department since 2015.

Many significant improvements made to the facility, with completion of two major projects. The first is the installation of a new state-of-the-art playing surface. The new surface, FieldTurf's Revolution 360, features fibers that provide for optimal durability, resilience and feel and is used by many top venues.



Riccardo Silva Stadium Address
 11200 SW 8th Street
 Miami, FL 33199
 Modesto A. Maidique Campus

DIRECTIONS

From Miami International Airport:
 Take the I-836 WEST exit from the Airport
 Follow the I-836 to the Florida Turnpike
 Take the Florida Turnpike SOUTH exit
 Follow the Florida Turnpike SOUTH to the Bird Road exit (SW 40th Street)
 Take the SW 40th Street exit EAST to SW 117th Avenue
 Turn left onto SW 117th Avenue
 Follow SW 117th Avenue north to SW 2100 Block
 At Miami Dade Fair & Exposition back entrance, turn right

From W Palm Beach/Broward County or the Florida Turnpike north:
 Take the Florida Turnpike SOUTH
 Follow the Florida Turnpike SOUTH to the Bird Road exit (SW 40th Street)
 Take the SW 40th Street exit EAST to SW 117th Avenue
 Turn left onto SW 117th Avenue
 Follow SW 117th Avenue north to SW 2100 Block
 At Miami Dade Fair & Exposition back entrance, turn right

SEATING	GATE INFORMATION	ACCOMMODATIONS
CLUB LEVEL	GATE 1 FIU Board of Athletic Directors FIU Athletic Director's Office	TICKET SALES
SIDELINE	GATE 2 General Admission Entrance	BOX OFFICE/WALK CALL
ENDZONE	GATE 3 FIU Board of Athletic Directors	GUEST SERVICES
STUDENT SECTION	GATE 4 General Admission Entrance	CONCESSIONS
NON-ALCOHOL SECTION*	GATE 6 FIU Student Entrance	FIRST AID
	GATE 7 FIU Student Entrance	ATM
	GATE 8 Community Entrance	RESTROOMS
	GATE 9 General Admission Entrance	ELEVATORS
	GATE 10 Walking Track Entrance	MERCAN DISC
	GATE 11 General Admission	RADIO BOOTH
		COMMAND POST



MR. PRO BOWL

T.Y. Hilton has become one of the NFL's best wideouts as he has earned four Pro Bowl appearances over his professional career. Among his other accomplishments, Hilton was named to the PFWA All-Rookie team and led the league in receiving yards with 1,448 in 2016. During his collegiate career at FIU, Hilton was a two-time All-Sun Belt First Team honoree and was named the Sun Belt Player of the Year in 2010 and Sun Belt Freshman of the Year in 2009.

NFL DRAFT HISTORY

Year	Player	Pos.	NFL Team	Round/Pick
2007	Antwan Barnes	LB	Baltimore Ravens	4th round, 134th pick
2007	Chandler Williams	WR	Minnesota Vikings	7th round, 233rd pick
2011	Anthony Gaitor	DB	Tampa Bay Buccaneers	7th round, 222nd pick
2012	T.Y. Hilton	WR	Indianapolis Colts	3rd round, 92nd pick
2013	Johnathan Cyprien	DB	Jacksonville Jaguars	2nd round, 33rd pick
2013	Tourek Williams	LB	San Diego Chargers	6th round, 179th pick
2017	Jonnu Smith	TE	Tennessee Titans	3rd round, 100th pick
2018	Alex McGough	QB	Seattle Seahawks	7th round, 220th pick

CURRENT NFL PLAYERS

FIU Years	Player	Pos.	Current NFL Team	NFL Years Active
2008-11	T.Y. Hilton	WR	Indianapolis Colts	2012-present
2009-12	Johnathan Cyprien	DB	Philadelphia Eagles	2013-present
2012-15	Jeremiah McKinnon*	DB	Philadelphia Eagles	2016-present
2012-16	Dieugot Joseph*	OL	Atlanta Falcons	2017-present
2013-16	Jonnu Smith	TE	Tennessee Titans	2017-present
2017	Pharoah McKeever*	TE	Green Bay Packers	2018-present
2014-17	Anthony Wint*	LB	New York Jets	2018-present
2014-17	Alex McGough	QB	Houston Texans	2018-present
2017-18	CJ Worton*	WR	Atlanta Falcons	2019-present
2015-18	Stone Wilson*	P	Miami Dolphins	2019-present

* - currently free agent after roster cuts

FIU PLAYERS TO REACH NFL

Player	Pos.
Antwan Barnes	LB
Rupert Bryan, Jr.	FB
Johnathan Cyprien	FS
Jose Cheeseborough	CB
Greg Ellingson	WR
Isame Faciane	DT
Anthony Gaitor	DB
Justin Halley	S
Caylin Hauptmann	OT
Greg Hickman	DT
T.Y. Hilton	WR
Dieugot Joseph	OL
Andy Leavine	OL
Richard Leonard	DB
Marshall McDuffie	DB
Alex McGough	QB
Pharoah McKeever	TE
Jeremiah McKinnon	DB
Junior Mertile	DB
Denzell Perine	DE
Chris Smith	CB
Jonnu Smith	TE
Kevin Timothee	DB
Nick Turnbull	DB
Michael Wakefield	LB
Jeremiah Weatherspoon	DB
Chandler Williams	WR
Tourek Williams	LB
Stone Wilson	P
Anthony Wint	LB
CJ Worton	WR



2019 COMBINED STATS



Date: Aug 29, 2019
 Opponent: at Tulane
 Score: L 14-42
 Att: 16361

Record:
 All games: 0-1
 Conference: 0-0
 Non-Conference: 0-1

Overall: 0-1
 Home: 0-0
 Away: 0-1
 Neutral: 0-0

Rushing	gp-gs	att	gain	loss	net	avg	td	lg	avg/g
JONES,A	1-1	14	49	1	48	3.4	1	12	48.0
MAXWELL,N	1-1	6	17	0	17	2.8	0	6	17.0
Total	1	26	75	16	59	2.3	1	12	59.0
Opponents	1	49	374	24	350	7.1	4	50	350.0

Passing	gp-gs	effic	comp-att-int	pct	yds	td	lg	avg/g
MORGAN,J	1-1	111.09	19-34-1	55.9	208	1	35	208.0
Total	1	111.09	19-34-1	55.9	208	1	35	208.0
Opponents	1	199.89	15-19-0	78.9	195	2	42	195.0

Receiving	gp-gs	no.	yds	avg	td	lg	avg/g
ALEXANDER,M	1-0	5	30	6.0	0	10	30.0
THORNTON,S	1-1	4	40	10.0	1	17	40.0
GAITER,T	1-0	3	35	11.7	0	15	35.0
PALMER,S	1-0	2	49	24.5	0	35	49.0
MALONEY,A	1-1	2	45	22.5	0	35	45.0
MAXWELL,N	1-1	1	7	7.0	0	7	7.0
JONES,A	1-1	1	3	3.0	0	3	3.0
GASKIN,C	1-0	1	-1	-1.0	0	0	-1.0
Total	1	19	208	10.9	1	35	208.0
Opponents	1	15	195	13.0	2	42	195.0

Field Goals: fg pct. 01-19 20-29 30-39 40-49 50-99 lg blk

Scoring	td	fg	PAT				dxp	saf	pts
			kick	rush	rcv	pass			
JONES,A	1	-	-	-	-	-	-	6	
THORNTON,S	1	-	-	-	-	-	-	6	
BORREGALES,J	-	-	2-2	-	-	-	-	2	
Total	2	-	2-2	-	-	-	-	14	
Opponents	6	-	6-6	-	-	-	-	42	

Total Offense	g	plays	rush	pass	total	avg/g
MORGAN,J	1	39	-6	208	202	202.0
JONES,A	1	14	48	0	48	48.0
MAXWELL,N	1	6	17	0	17	17.0
Total	1	60	59	208	267	267.0
Opponents	1	68	350	195	545	545.0

Score by Quarters	1st	2nd	3rd	4th	OT	Total
FIU	0	7	7	0	0	14
Opponents	7	21	14	0	0	42

Team Statistics	FIU	OPP
FIRST DOWNS	16	28
Rushing	4	18
Passing	10	8
Penalty	2	2
RUSHING YARDAGE	59	350
Rushing Attempts	26	49
Average Per Rush	2.3	7.1
Average Per Game	59.0	350.0
TDs Rushing	1	4
PASSING YARDAGE	208	195
Comp-Att-Int	19-34-1	15-19-0
Average Per Pass	6.1	10.3
Average Per Catch	10.9	13.0
Average Per Game	208.0	195.0
TDs Passing	1	2
TOTAL OFFENSE	267	545
Average Per Play	4.4	8.0
Average Per Game	267.0	545.0
KICK RETURNS: #-Yards	2-25	1-29
PUNT RETURNS: #-Yards	0-0	0-0
INT RETURNS: #-Yards	0-0	1-0
FUMBLES-LOST	1-1	1-1
PENALTIES-Yards	4-35	12-103
PUNTS-AVG	6-39.7	4-45.0
TIME OF POSSESSION/Game	26:18	33:42
3RD-DOWN Conversions	5/12	7/12
4TH-DOWN Conversions	0/1	0/0

Interceptions: no. yds avg td lg

Punting	no.	yds	avg	lg	tb	fc	i20	50+	blk
HEATHERLY,T	4	145	36.2	57	1	0	0	1	0
LEO,T	2	93	46.5	56	0	2	1	1	0

Punt Returns	no.	yds	avg	td	lg
Total	0	0	0.0	0	0
Opponents	0	0	0.0	0	0

Kick Returns	no.	yds	avg	td	lg
MAXWELL,N	1	4	4.0	0	4
MALONEY,A	1	21	21.0	0	21
Total	2	25	12.5	0	21
Opponents	1	29	29.0	0	29

All Purpose	g	rush	rcv	pr	kr	ir	total	avg/g
MALONEY,A	1	0	45	0	21	0	66	66.0
JONES,A	1	48	3	0	0	0	51	51.0
PALMER,S	1	0	49	0	0	0	49	49.0
THORNTON,S	1	0	40	0	0	0	40	40.0
GAITER,T	1	0	35	0	0	0	35	35.0
ALEXANDER,M	1	0	30	0	0	0	30	30.0
MAXWELL,N	1	17	7	0	4	0	28	28.0
Total	1	59	208	0	25	0	292	292.0
Opponents	1	350	195	0	29	0	574	574.0

##	Defensive Leaders	gp-gs	Tackles				tfl/yds	Sacks		Pass defense			Fumbles		blkd		
			ua	a	tot			no-yds	int-yds	brup	qbh	rcv-yds	ff	kick	saf		
21	THOMAS-OLIVER,S	1-1	8	1	9
59	GATES,J	1-1	5	2	7	1
4	BROWN,I	1-1	5	.	5	.	.	.	1
94	OLIVER,K	1-1	3	1	4	2.0-18	1.0-17
92	MERCIER,J	1-0	1	3	4
Total		1	47	22	69	4-24	1-17	.	2	.	.	.	1-0	1	.	.	.
Opponents		1	30	26	56	4-17	3-18	1-0	7	4	.	.	1-0

2019 TEAM STATS



Date	Opponent	Rushing				Receiving				Passing				Kick Returns				Punt Returns				tot off		
		no.	yds	td	lg	no.	yds	td	lg	cmp	att	int	yds	td	lg	no.	yds	td	lg	no.	yds		td	lg
Aug 29	at Tulane	26	59	1	12	19	208	1	35	19	34	1	208	1	35	2	25	0	21	0	0	0	0	267
Opponents		49	350	4	50	15	195	2	42	15	19	0	195	2	42	1	29	0	29	0	0	0	0	545

Games: 1 • Avg/rush: 2.3 • Avg/catch: 10.9 • Pass effic: 111.09 • KR avg: 12.5 • All purpose avg/game: 292.0 • Total offense avg/gm: 267.0

Date	Opponent	Tackles				Sacks	Fumble		Pass Defense			blkd kick	PAT Attempts			off						
		ua	a	total	tfl-yds		no-yds	ff	fr-yds	int-yds	qbh		brup	kick	rush	rcv	saf	t/o	pts			
Aug 29	at Tulane	47	22	69	4.0-24	1.0-17	1	1-0	0-0	0	2	0	2-2	0	0	0	0	0	0	0	0	14
Opponents		30	26	56	4.0-17	2.0-15	0	1-0	1-0	4	7	0	6-6	0	0	0	0	14	42			

Date	Opponent	Punting							Field Goals			Kickoffs						
		no.	yds	avg	long	blkd	tb	fc	50+	i20	md-att	long	blkd	no.	yds	avg	tb	ob
Aug 29	at Tulane	6	238	39.7	57	0	1	2	2	1	0-0	0	0	3	155	51.7	1	0
Opponents		4	180	45.0	58	0	1	1	2	2	0-0	0	0	7	368	52.6	2	0

FIU Inside Opponent Red-Zone

Date	Opponent	Score	Times In RZ	Times Scored	Total Pts	Rush TDs	Pass TDs	FGs Made	Failed to score inside RZ						
									FGA	Down	Int	Fumb	Half	Game	
Aug 29, 2019	at Tulane	L 14-42	3	2	14	2	1	1	0	0	1	0	0	0	0
Totals			3	2	14	2	1	1	0	0	1	0	0	0	0

2 of 3 (66.7%)

Opponents Inside FIU Red-Zone

Date	Opponent	Score	Times In RZ	Times Scored	Total Pts	Rush TDs	Pass TDs	FGs Made	Failed to score inside RZ						
									FGA	Down	Int	Fumb	Half	Game	
Aug 29, 2019	at Tulane	L 14-42	4	4	28	4	3	1	0	0	0	0	0	0	0
Totals			4	4	28	4	3	1	0	0	0	0	0	0	0

4 of 4 (100.0%)

3rd-Down Conversions

Date	Opponent	Score	Overall	1st Qtr	2nd Qtr	3rd Qtr	4th Qtr	Overtime
Aug 29, 2019	at Tulane	L 14-42	5-12 41.7	0-1 0.0	3-4 75.0	1-4 25.0	1-3 33.3	
	FIU		5-12 41.7	0-1 0.0	3-4 75.0	1-4 25.0	1-3 33.3	0-0 0.0
	Opponents		7-12 58.3	1-2 50.0	4-5 80.0	1-2 50.0	1-3 33.3	0-0 0.0

4th-Down Conversions

Date	Opponent	Score	Overall	1st Qtr	2nd Qtr	3rd Qtr	4th Qtr	Overtime
Aug 29, 2019	at Tulane	L 14-42	0-1 0.0	0-0 0.0	0-0 0.0	0-0 0.0	0-1 0.0	
	FIU		0-1 0.0	0-0 0.0	0-0 0.0	0-0 0.0	0-1 0.0	0-0 0.0
	Opponents		0-0 0.0	0-0 0.0	0-0 0.0	0-0 0.0	0-0 0.0	0-0 0.0

Time of Possession

Date	Opponent	Score	Overall	1st Qtr	2nd Qtr	3rd Qtr	4th Qtr	Overtime
Aug 29, 2019	at Tulane	L 14-42	26:18	4:18	8:38	8:26	4:56	
	FIU		Total 26:18	4:18	8:38	8:26	4:56	0:00
			Avg. 26:18	4:18	8:38	8:26	4:56	0:00
	Opponents		Total 33:42	10:42	6:22	6:34	10:04	0:00
			Avg. 33:42	10:42	6:22	6:34	10:04	0:00

2019 INDIVIDUAL STATS



Rushing	gp-gs	att	gain	loss	net	avg	td	lg	avg/g
JONES,A	1-1	14	49	1	48	3.4	1	12	48.0
MAXWELL,N	1-1	6	17	0	17	2.8	0	6	17.0
ALEXANDER,M	1-0	1	0	0	0	0.0	0	0	0.0
MORGAN,J	1-1	5	9	15	-6	-1.2	0	6	-6.0
Total	1	26	75	16	59	2.3	1	12	59.0
Opponents	1	49	374	24	350	7.1	4	50	350.0

Passing	gp-gs	effic	comp-att-int	pct	yds	td	lg	avg/g
MORGAN,J	1-1	111.09	19-34-1	55.9	208	1	35	208.0
Total	1	111.09	19-34-1	55.9	208	1	35	208.0
Opponents	1	199.89	15-19-0	78.9	195	2	42	195.0

Receiving	gp-gs	no.	yds	avg	td	lg	avg/g
ALEXANDER,M	1-0	5	30	6.0	0	10	30.0
THORNTON,S	1-1	4	40	10.0	1	17	40.0
GAITER,T	1-0	3	35	11.7	0	15	35.0
PALMER,S	1-0	2	49	24.5	0	35	49.0
MALONEY,A	1-1	2	45	22.5	0	35	45.0
MAXWELL,N	1-1	1	7	7.0	0	7	7.0
JONES,A	1-1	1	3	3.0	0	3	3.0
GASKIN,C	1-0	1	-1	-1.0	0	0	-1.0
Total	1	19	208	10.9	1	35	208.0
Opponents	1	15	195	13.0	2	42	195.0

Punt Returns	no.	yds	avg	td	lg
Total	0	0	0.0	0	0
Opponents	0	0	0.0	0	0

Interceptions	no.	yds	avg	td	lg
Total	0	0	0.0	0	0
Opponents	1	0	0.0	0	0

Kick Returns	no.	yds	avg	td	lg
MALONEY,A	1	21	21.0	0	21
MAXWELL,N	1	4	4.0	0	4
Total	2	25	12.5	0	21
Opponents	1	29	29.0	0	29

Fumble Returns	no.	yds	avg	td	lg
Total	0	0	0.0	0	0
Opponents	0	0	0.0	0	0

2019 INDIVIDUAL STATS



Rushing	gp-gs	att	gain	loss	net	avg	td	lg	avg/g
JONES,A	1-1	14	49	1	48	3.4	1	12	48.0
MAXWELL,N	1-1	6	17	0	17	2.8	0	6	17.0
ALEXANDER,M	1-0	1	0	0	0	0.0	0	0	0.0
MORGAN,J	1-1	5	9	15	-6	-1.2	0	6	-6.0
Total	1	26	75	16	59	2.3	1	12	59.0
Opponents	1	49	374	24	350	7.1	4	50	350.0

Passing	gp-gs	effic	comp-att-int	pct	yds	td	lg	avg/g
MORGAN,J	1-1	111.09	19-34-1	55.9	208	1	35	208.0
Total	1	111.09	19-34-1	55.9	208	1	35	208.0
Opponents	1	199.89	15-19-0	78.9	195	2	42	195.0

Receiving	gp-gs	no.	yds	avg	td	lg	avg/g
ALEXANDER,M	1-0	5	30	6.0	0	10	30.0
THORNTON,S	1-1	4	40	10.0	1	17	40.0
GAITER,T	1-0	3	35	11.7	0	15	35.0
PALMER,S	1-0	2	49	24.5	0	35	49.0
MALONEY,A	1-1	2	45	22.5	0	35	45.0
MAXWELL,N	1-1	1	7	7.0	0	7	7.0
JONES,A	1-1	1	3	3.0	0	3	3.0
GASKIN,C	1-0	1	-1	-1.0	0	0	-1.0
Total	1	19	208	10.9	1	35	208.0
Opponents	1	15	195	13.0	2	42	195.0

Punt Returns	no.	yds	avg	td	lg
Total	0	0	0.0	0	0
Opponents	0	0	0.0	0	0

Interceptions	no.	yds	avg	td	lg
Total	0	0	0.0	0	0
Opponents	1	0	0.0	0	0

Kick Returns	no.	yds	avg	td	lg
MALONEY,A	1	21	21.0	0	21
MAXWELL,N	1	4	4.0	0	4
Total	2	25	12.5	0	21
Opponents	1	29	29.0	0	29

Fumble Returns	no.	yds	avg	td	lg
Total	0	0	0.0	0	0
Opponents	0	0	0.0	0	0

2019 DEFENSIVE STATS



#	Defensive Leaders	gp-gs	Tackles				Sacks no-yds	Pass defense			Fumbles		blkd	
			ua	a	tot	tfl/yds		int-yds	brup	qbh	rcv-yds	ff	kick	saf
21	THOMAS-OLIVER,S	1-1	8	1	9
59	GATES,J	1-1	5	2	7	1	.	.	.
4	BROWN,I	1-1	5	.	5	.	.	.	1
3	LEWIS,S	1-1	3	1	4	1-0	.	.	.
10	CUSHION,O	1-1	4	.	4
40	JACKSON,D	1-1	3	1	4
94	OLIVER,K	1-1	3	1	4	2.0-18	1.0-17
92	MERCIER,J	1-0	1	3	4
38	DAMES,RICHARD	2-1	3	.	3	1.0-4	.	.	1
48	POWELL,J	1-0	1	2	3
36	HALL,D	1-0	2	.	2
43	WHITE,N	1-0	2	.	2
45	JACQUES-LOUIS,R	1-0	.	2	2
90	CURTIS,N	1-1	1	1	2
93	TART,T	1-1	.	2	2	0.5-1
95	TARVER,A	1-0	1	1	2
96	REYNOLDS,D	1-0	1	1	2
97	MOORE,D	1-0	2	.	2
7	TURNER,J	1-0	1	1	2
53	JONES,T	1-0	1	1	2
27	MCCRAY,B	1-0	.	1	1
98	WOODS,J	1-1	.	1	1	0.5-1
Total		1	47	22	69	4-24	1-17	.	2	.	1-0	1	.	.
Opponents		1	30	26	56	4-17	3-18	1-0	7	4	1-0	.	.	.

ALL-PURPOSE YARDS	TOTAL	TD
MALONEY,A	65	65
JONES,A	51	51
PALMER,S	49	49
THORNTON,S	40	40
GINTER,T	35	35
ALEXANDER,M	30	30
MARSHALL,N	28	28
GASKIN,C	-1	-1
MORGAN,U	-6	-6

Rushes	26	at Tulane (Aug 29, 2019)
Yards Rushing	59	at Tulane (Aug 29, 2019)
Yards Per Rush	2.3	at Tulane (Aug 29, 2019)
TD Rushes	1	at Tulane (Aug 29, 2019)
Pass attempts	34	at Tulane (Aug 29, 2019)
Pass completions	19	at Tulane (Aug 29, 2019)
Yards Passing	208	at Tulane (Aug 29, 2019)
Yards Per Pass	6.1	at Tulane (Aug 29, 2019)
TD Passes	1	at Tulane (Aug 29, 2019)
Total Plays	60	at Tulane (Aug 29, 2019)
Total Offense	267	at Tulane (Aug 29, 2019)
Yards Per Play	4.4	at Tulane (Aug 29, 2019)
Points	14	at Tulane (Aug 29, 2019)
Sacks By	1	at Tulane (Aug 29, 2019)
First Downs	16	at Tulane (Aug 29, 2019)
Penalties	4	at Tulane (Aug 29, 2019)
Penalty Yards	35	at Tulane (Aug 29, 2019)
Turnovers	2	at Tulane (Aug 29, 2019)
Punts	6	at Tulane (Aug 29, 2019)
Punting Avg	39.7	at Tulane (Aug 29, 2019)
Long Punt	57	at Tulane (Aug 29, 2019)
Punts inside 20	1	at Tulane (Aug 29, 2019)

Rushes	14	JONES,A at Tulane (Aug 29, 2019)
Yards Rushing	48	JONES,A at Tulane (Aug 29, 2019)
TD Rushes	1	JONES,A at Tulane (Aug 29, 2019)
Long Rush	12	JONES,A at Tulane (Aug 29, 2019)
Pass attempts	34	MORGAN,J at Tulane (Aug 29, 2019)
Pass completions	19	MORGAN,J at Tulane (Aug 29, 2019)
Yards Passing	208	MORGAN,J at Tulane (Aug 29, 2019)
TD Passes	1	MORGAN,J at Tulane (Aug 29, 2019)
Long Pass	35	MORGAN,J at Tulane (Aug 29, 2019)
Receptions	5	ALEXANDER,M at Tulane (Aug 29, 2019)
Yards Receiving	49	PALMER,S at Tulane (Aug 29, 2019)
TD Receptions	1	THORNTON,S at Tulane (Aug 29, 2019)
Long Reception	35	MALONEY,A at Tulane (Aug 29, 2019)
	35	PALMER,S at Tulane (Aug 29, 2019)
Punts	4	HEATHERLY,T at Tulane (Aug 29, 2019)
Punting Avg	46.5	LEO,T at Tulane (Aug 29, 2019)
Long Punt	57	HEATHERLY,T at Tulane (Aug 29, 2019)
Punts inside 20	1	LEO,T at Tulane (Aug 29, 2019)
Long Kickoff Return	21	MALONEY,A at Tulane (Aug 29, 2019)
Tackles	9	THOMAS-OLIVER,S at Tulane (Aug 29, 2019)
Sacks	1.0	OLIVER,K at Tulane (Aug 29, 2019)
Tackles For Loss	2.0	OLIVER,K at Tulane (Aug 29, 2019)

Rushes	49	at Tulane (Aug 29, 2019)
Yards Rushing	350	at Tulane (Aug 29, 2019)
Yards Per Rush	7.1	at Tulane (Aug 29, 2019)
TD Rushes	4	at Tulane (Aug 29, 2019)
Pass attempts	19	at Tulane (Aug 29, 2019)
Pass completions	15	at Tulane (Aug 29, 2019)
Yards Passing	195	at Tulane (Aug 29, 2019)
Yards Per Pass	10.3	at Tulane (Aug 29, 2019)
TD Passes	2	at Tulane (Aug 29, 2019)
Total Plays	68	at Tulane (Aug 29, 2019)
Total Offense	545	at Tulane (Aug 29, 2019)
Yards Per Play	8.0	at Tulane (Aug 29, 2019)
Points	42	at Tulane (Aug 29, 2019)
Sacks By	3	at Tulane (Aug 29, 2019)
First Downs	28	at Tulane (Aug 29, 2019)
Penalties	12	at Tulane (Aug 29, 2019)
Penalty Yards	103	at Tulane (Aug 29, 2019)
Turnovers	1	at Tulane (Aug 29, 2019)
Interceptions By	1	at Tulane (Aug 29, 2019)
Punts	4	at Tulane (Aug 29, 2019)
Punting Avg	45.0	at Tulane (Aug 29, 2019)
Long Punt	58	at Tulane (Aug 29, 2019)
Punts inside 20	2	at Tulane (Aug 29, 2019)

2019 OPP. GAME HIGHS



Rushes	13	BRADWELL, D., at Tulane (Aug 29, 2019)
Yards Rushing	90	BRADWELL, D., at Tulane (Aug 29, 2019)
TD Rushes	2	DAUPHINE, C., at Tulane (Aug 29, 2019)
Long Rush	50	DAUPHINE, C., at Tulane (Aug 29, 2019)
Pass attempts	18	McMILLAN, J., at Tulane (Aug 29, 2019)
Pass completions	14	McMILLAN, J., at Tulane (Aug 29, 2019)
Yards Passing	199	McMILLAN, J., at Tulane (Aug 29, 2019)
TD Passes	2	McMILLAN, J., at Tulane (Aug 29, 2019)
Long Pass	42	McMILLAN, J., at Tulane (Aug 29, 2019)
Receptions	4	MOONEY, Darnell, at Tulane (Aug 29, 2019)
	4	JAMES, T., at Tulane (Aug 29, 2019)
Yards Receiving	84	MOONEY, Darnell, at Tulane (Aug 29, 2019)
TD Receptions	1	MOONEY, Darnell, at Tulane (Aug 29, 2019)
	1	JAMES, T., at Tulane (Aug 29, 2019)
Long Reception	42	MOONEY, Darnell, at Tulane (Aug 29, 2019)
Punts	4	WRIGHT, R., at Tulane (Aug 29, 2019)
Punting Avg	45.0	WRIGHT, R., at Tulane (Aug 29, 2019)
Long Punt	58	WRIGHT, R., at Tulane (Aug 29, 2019)
Punts inside 20	2	WRIGHT, R., at Tulane (Aug 29, 2019)
Long Kickoff Return	29	JONES, A., at Tulane (Aug 29, 2019)
Tackles	7	MOODY, M., at Tulane (Aug 29, 2019)
Sacks	1.0	JOHNSON, P., at Tulane (Aug 29, 2019)
	1.0	LANGHAM, W., at Tulane (Aug 29, 2019)
Tackles For Loss	1.0	SAMPLE, C., at Tulane (Aug 29, 2019)
	1.0	JOHNSON, P., at Tulane (Aug 29, 2019)
	1.0	LANGHAM, W., at Tulane (Aug 29, 2019)
	1.0	HARPER, Will, at Tulane (Aug 29, 2019)
Interceptions	1	KEYES, T., at Tulane (Aug 29, 2019)

FIU vs Tulane (Aug 29, 2019 at New Orleans, La.)

Score by Quarters	1	2	3	4	Total
FIU	0	7	7	0	14
Tulane	7	21	14	0	42

Qtr Time Scoring play

1st	05:34	TLN - JAMES, T. 18 yd pass from McMILLAN, J. (GLOVER, M. kick), 7-70 3:25
2nd	14:54	TLN - JONES, A. 7 yd run (GLOVER, M. kick), 8-59 3:03
	10:05	TLN - DAUPHINE, C. 14 yd run (GLOVER, M. kick), 7-80 2:58
	03:50	FIU - JONES,A 1 yd run (BORREGALES,J kick), 13-75 6:15
	00:28	TLN - McMILLAN, J. 17 yd run (GLOVER, M. kick), 3-25 0:43
3rd	10:04	TLN - MOONEY, Darnell 42 yd pass from McMILLAN, J. (GLOVER, M. kick), 6-70 2:38
	07:57	TLN - DAUPHINE, C. 50 yd run (GLOVER, M. kick), 1-50 0:12
	04:44	FIU - THORNTON,S 17 yd pass from MORGAN,J (BORREGALES,J kick), 7-75 3:13

	FIU	TLN
FIRST DOWNS	16	28
RUSHES-YARDS (NET)	26-59	49-350
PASSING YDS (NET)	208	195
Passes Att-Comp-Int	34-19-1	19-15-0
TOTAL OFFENSE PLAYS-YARDS	60-267	68-545
Fumble Returns-Yards	0-0	0-0
Punt Returns-Yards	0-0	0-0
Kickoff Returns-Yards	2-25	1-29
Interception Returns-Yards	0-0	1-0
Punts (Number-Avg)	6-39.7	4-45.0
Fumbles-Lost	1-1	1-1
Penalties-Yards	4-35	12-103
Possession Time	26:18	33:42
Third-Down Conversions	5 of 12	7 of 12
Fourth-Down Conversions	0 of 1	0 of 0
Red-Zone Scores-Chances	2-3	4-4
Sacks By: Number-Yards	1-17	3-18

RUSHING: FIU-JONES,A 14-48; MAXWELL,N 6-17; ALEXANDER,M 1-0; MORGAN,J 5-minus 6. Tulane-BRADWELL, D 13-90; DAUPHINE, C. 3-76; McMILLAN, J. 9-51; HUDERSON, S. 7-47; CARROLL, C. 8-44; BOOKER, Y. 1-19; SPEARS, T. 2-12; JONES, A. 2-10; HOWARD, K. 3-5; TEAM 1-minus 4.

PASSING: FIU-MORGAN,J 19-34-1-208. Tulane-McMILLAN, J. 14-18-0-199; HOWARD, K. 1-1-0-minus 4.

RECEIVING: FIU-ALEXANDER,M 5-30; THORNTON,S 4-40; GAITER,T 3-35; PALMER,S 2-49; MALONEY,A 2-45; MAXWELL,N 1-7; JONES,A 1-3; GASKIN,C 1-minus 1. Tulane-MOONEY, Darnell 4-84; JAMES, T. 4-60; JONES, A. 3-38; TOLES, J. 1-11; MCCLESKEY, J. 1-5; BRADWELL, D. 1-1; ROBERTSON, J. 1-minus 4.

INTERCEPTIONS: FIU-None. Tulane-KEYES, T. 1-0.

FUMBLES: FIU-MORGAN,J 1-1. Tulane-BRADWELL, D. 1-1.

FIU (0-1) vs. Tulane (1-0)

Date: Aug 29, 2019 • Site: New Orleans, La. • Stadium: Yulman Stadium

Attendance: 16361

Kickoff time: 7 p.m. • End of Game: 10:07 pm • Total elapsed time: 3:07

Officials: Referee: Jonathan Noll; Umpire: John Mitchell; Linesman: Gary Calip;

Line judge: Maia Chaka; Back judge: Tom Healey; Field judge: Victor Sanchez;

Side judge: Maurice Pierre; Center judge: Jeffrey Guadagn;

Temperature: 89 • Wind: E 5 MPH • Weather: Clear, Fair