



FIU PANTHERS

2019 FOOTBALL GAME NOTES

FIU (0-0, 0-0 C-USA) vs. TULANE (0-0, 0-0 AMERICAN)

AUG. 29, 2019 >> YULMAN STADIUM >> NEW ORLEANS, LA >> 8:00 PM ET >> ESPN3

| FIU | 2018 STAT BREAKDOWN | TULANE | RECORD & SCHEDULE | | | | | | | | | | | | | | | | | | |
|--|---|--------|-------------------|------|------|----------------|------|-------|---------|-------|-------|---------|-------|-------|------------|-------|-------|------------|-------|---|---|
|  FIUsports.com | <table border="1"> <tr> <td>34.6</td> <td>PTS/GM</td> <td>26.8</td> </tr> <tr> <td>25.2</td> <td>PTS ALLOWED/GM</td> <td>27.5</td> </tr> <tr> <td>175.8</td> <td>RUSH/GM</td> <td>218.2</td> </tr> <tr> <td>245.7</td> <td>PASS/GM</td> <td>182.9</td> </tr> <tr> <td>421.5</td> <td>OFF YDS/GM</td> <td>401.1</td> </tr> <tr> <td>388.3</td> <td>DEF YDS/GM</td> <td>406.8</td> </tr> </table> | 34.6 | PTS/GM | 26.8 | 25.2 | PTS ALLOWED/GM | 27.5 | 175.8 | RUSH/GM | 218.2 | 245.7 | PASS/GM | 182.9 | 421.5 | OFF YDS/GM | 401.1 | 388.3 | DEF YDS/GM | 406.8 |  TulaneGreenWave.com | OVERALL RECORD: 0-0 C-USA RECORD: 0-0 NON-CONFERENCE: 0-0 HOME: 0-0 AWAY: 0-0 NEUTRAL: 0-0 |
| 34.6 | PTS/GM | 26.8 | | | | | | | | | | | | | | | | | | | |
| 25.2 | PTS ALLOWED/GM | 27.5 | | | | | | | | | | | | | | | | | | | |
| 175.8 | RUSH/GM | 218.2 | | | | | | | | | | | | | | | | | | | |
| 245.7 | PASS/GM | 182.9 | | | | | | | | | | | | | | | | | | | |
| 421.5 | OFF YDS/GM | 401.1 | | | | | | | | | | | | | | | | | | | |
| 388.3 | DEF YDS/GM | 406.8 | | | | | | | | | | | | | | | | | | | |

FIU QUICK NOTES

Head Coach:Butch Davis
 2019 Record:0-0
 Record at FIU (Years):17-9 (2)
 Overall Record (Years):96-52 (12)

TULANE QUICK NOTES

Head Coach:Willie Fritz
 2019 Record:0-0
 Record at Tulane (Years):16-21 (2)
 Overall Record (Years):170-90 (22)

2019 SCHEDULE

| Date | Opponent | TV/Online | Time/Result |
|-------|----------------------|-------------|-------------|
| 8.29 | at Tulane | ESPN3 | 8 p.m. |
| 9.7 | WKU* | ESPN+ | 7 p.m. |
| 9.14 | NEW HAMPSHIRE | ESPN+ | 7 p.m. |
| 9.20 | at Louisiana Tech* | CBSSN | 8 p.m. |
| 10.5 | UMASS | ESPN+ | 7 p.m. |
| 10.12 | CHARLOTTE* | ESPN+ | 7 p.m. |
| 10.19 | UTEP* | ESPN+ | 7 p.m. |
| 10.26 | at Middle Tennessee* | NFL Network | 3:30 p.m. |
| 11.2 | OLD DOMINION* | ESPN+ | 12 p.m. |
| 11.9 | at Florida Atlantic* | Stadium | 6 p.m. |
| 11.17 | MIAMI^ | CBSSN | 7 p.m. |
| 11.24 | at Marshall* | CBSSN | 12 p.m. |

* Conference USA Game

^ Game to be played at Marlins Park

All Home Games 1-6 Played at Riccardo Silva Stadium

All Times Eastern and Subject to Change

>> HERE'S A THING OR TWO... OR THREE

WORTH NOTING

>> FIU seeks its first win in the state of Louisiana since downing ULM in 2011 by the score of 28-17.

>> The Panthers won a school-record nine games last season, breaking the previous mark of eight set in 2018.

FROM THE FIELD

>> On offense, the Panthers will be led by 2018 C-USA Newcomer of the Year James Morgan who threw for 2,727 yards and 26 scores in 2018.

>> On defense, FIU will look to Sage Lewis who racked up 132 tackles and earned 2019 Preseason C-USA Defensive Player of the Year honors.

INSIDE THE SERIES

>> FIU and Tulane has only met once on the gridiron.

>> The Panthers edged out the Green Wave 23-10 in the October 2017 matchup.

>> Alex McGough, noted Panther legend, tossed for 220 yards and ran for 42 yards with a touchdown.

>> BY THE NUMBERS

102 Since Butch Davis' arrival in 2017, FIU has seen 102 school records broke or tied. The most notable last year was the record for wins in a season after FIU won nine in 2018.

132 Sage Lewis made the move from outside linebacker to the middle last season and broke FIU's single-season total tackle mark after racking up 132 on the year.

26 In his first year at FIU, quarterback James Morgan broke the program record for touchdown passes in a single-season after tossing 26 in 2018.

EXPERIENCE THE ACTION

>> TV/STREAM



Thursday's game will be broadcast on ESPN3 with Matt Stewart on PBP and Stan Lewter handling analyst duties.

>> RADIO




Thursday's game will be aired on 790 AM The Ticket with "Voice of the Panthers" AJ Ricketts on the call joined by Kenny Kelly.

>> LIVE STATS



Visit FIUsports.com for up to date links on how to follow the contest via live stats online.

>> SOCIAL MEDIA



@FIUFootball | @FIUAthletics

@FIU.Football | @FIUAthletics

@FIUFootball | @FIUAthletics

THIS WEEK IN THE C-USA

Thursday, August 29

Gardner-Webb at Charlotte (ESPN+, 7:30 p.m. ET)

Central Arkansas at WKU (ESPN+, 7:30 p.m. ET)

Alabama State at UAB (ESPN+, 8 p.m. ET)

FIU at Tulane (ESPN3, 8 p.m. ET)

Friday, August 30

Rice at Army (ESPN+, 6 p.m. ET)

Saturday, August 31

Florida Atlantic at Ohio State (FOX, 12 p.m. ET)

Incarnate Word at UTSA (ESPN3, 6 p.m. ET)

VMI at Marshall (Stadium, 6:30 p.m. ET)

Norfolk State at Old Dominion (ESPN3, 7 p.m. ET)

Alcorn State at Southern Miss (ESPN+, 7 p.m. ET)

Middle Tennessee at Michigan (Big Ten Network, 7:30 p.m. ET)

Abilene Christian at North Texas (ESPN+, 7:30 p.m. ET)

Louisiana Tech at Texas (Longhorn Network, 8 p.m. ET)

Houston Baptist at UTEP (ESPN+, 8 p.m. ET)

REFER AS FIU PANTHERS

Florida International University has a long and storied history across its 18 Division I NCAA programs. We respectfully ask that you refer to our University's athletic programs as the **FIU Panthers**.

Please refrain from using any of the following variations:

Florida International Fla Int'l Golden Panthers

C-USA CONTACTS

C-USA Communication Staff

Asst. Commissioner (FB/BSB) - Russ Anderson
 Director of Communications - Tim McNamara
 Asst. Director of Communications - Cassie Logan
 Communications Assistant - Carley Raybon

C-USA Football SIDs

Charlotte - Tom Whitestone (tewhites@uncc.edu)
 FIU - Tyson Rodgers (tyson.rodgers@fiu.edu)
 Florida Atlantic - Katrina McCormack (kmcormi@fau.edu)
 LA Tech - Brock McKee (bmckee@latech.edu)
 Marshall - Jason Corriher (corriher@marshall.edu)
 Middle Tennessee - Mark Owens (owens@goblueraiders.com)
 North Texas - Jordan Stepp (jordan.stepp@unt.edu)
 Old Dominion - Eric Bohannon (ebohanna@odu.edu)
 Rice - Chuck Pool (cpool@rice.edu)
 Southern Miss - Jack Duggan (jack.duggan@usm.edu)
 Ted Feeley - UAB (tfeeley@uab.edu)
 UTEP - Anna Claire Thomas (acthomasl@utep.edu)
 UTSA - Kyle Stephens (kyle.stephens@utsa.edu)
 WKU - Bryan Fyalkowski (bryan.fyalkowski@wku.edu)



ONLINE

FIUSports.com is the official online home for all 18 sports of FIU's athletic programs. Rosters, schedules, statistics, game notes, game recaps and media guides are constantly updated online.

CREDITS

Editor: Tyson Rodgers
 Asst. Editors: Tyler Brain, Diana Padilla
 Design: Tyson Rodgers
 Other Contributions: Mike Guerrero
 Photography: Getty Images, Photo Reflex,
 Mickey Berlfein, Eric Espada, Nick Vega

LIVE STATS

Live statistics are available on FIUSports.com (<http://www.sidearmstats.com/FIU/football/media>). Stat monitors featuring StatBroadcast will be made available.

MEDIA CREDENTIALS

Credentials for FIU home football games are for working media only. Requests for media credentials should be made by contacting Tyson Rodgers (tyson.rodgers@fiu.edu) in the FIU Athletic Communications office. Requests from media covering visiting teams will be confirmed first with each opponent's sports information contact.

All credentials that cannot be mailed will be left at Media Will Call, which is located at Gate II (just north of the Field House).

Will call will open two (2) hours prior to kickoff. Members of the media picking up credentials at Will Call must provide photo identification and the name must match the name on the credential.

PHOTOGRAPHERS

Photo credentials are issued on a game-by-game basis. FIU will adhere to all NCAA guidelines regarding sideline photography that limit shooting to outside the restraining line enclosing the playing field and **outside the 25-yard lines.**

PARKING

Preferred parking at Riccardo Silva Stadium is extremely limited. Media requesting parking should contact the FIU Athletic Communications office well in advance.

Media parking is located in the CSC lot (enter through 117th, located west of the Riccardo Silva Stadium).

PHONE LINES

A limited number of phone lines are available in the press box for media. FIU provides Ethernet connection free of charge to the primary visiting radio outlet.

WIRELESS INTERNET

The Riccardo Silva Stadium press box offers free wireless Internet service to media members. Instructions will be provided in the press box on game day.

PRACTICE POLICIES

During the season practices are normally conducted at Tuesday-Thursday at the practice fields adjacent to the Ocean Bank Convocation Center. The first 15 minutes of practice and the last 15 minutes of practice are open to the media.

Photographers and videographers should contact the FIU Athletic Communications staff for days and times to shoot practice.

PANTHER TALK SHOW

Each Monday of the 2019 football season, head coach Butch Davis will sit down with A.J. Ricketts for Panther Talk. The interview will be streamed live on FIU Athletics' Facebook page.

POST PRACTICE INTERVIEWS

Head coach Butch Davis is available for on-field interviews at the end of practices, please contact Tyson Rodgers (tyson.rodgers@fiu.edu) if you plan to interview.

POST GAME INTERVIEWS

Head coach Butch Davis' post game press conferences will be held in the team meeting room for home games. A designated staff member will escort those when needed to the location.

For road games, Davis' post game press conferences will be held in the visiting interview room or outside the locker room.

PLAYERS/ASSISTANTS POST PRACTICE

All interview requests with players and assistant coaches should be made prior to practice for approval by Tyson Rodgers (tyson.rodgers@fiu.edu).

POST GAME INTERVIEWS

Player requests for post game interviews will be taken in the fourth quarter. For home games, players will be available following Coach Butch Davis' press conference in the team meeting room.

For road games, players will be available after Davis' press conference outside of the locker room.

The locker room is **OFF LIMITS** to the media for all games. FIU players **MAY NOT** be approached on the field.

QUICK FACTS

UNIVERSITY INFORMATION

Location:.....Miami, Florida
 Founded/Opened:.....1965/1972
 Enrollment:.....54,000
 Nickname:.....Panthers
 Mascot Name:.....Roary
 School Colors:.....Blue (PMS 282) & Gold (PMS 871)
 Conference:.....Conference USA
 School President:.....Dr. Mark B. Rosenberg
 Director of Sports & Entertainment:.....Pete Garcia
 Team Twitter:.....@FIUFootball
 Athletics Twitter:.....@FIUAthletics
 Website:.....FIUSports.com
 Conference Website:.....ConferenceUSA.com

FIU FOOTBALL HISTORY

First Year of Football:.....2002
 All-Time Record:.....63-131 (17 Years)
 # - All-Time On-Field Record:.....73-131 (17 Years)
 All-Time C-USA Record:.....22-26 (6 Years)
 All-Time Sun Belt Record:.....20-37 (8 years)
 All-Time Home Record:.....45-54 (17 Years)
 All-Time Road Record:.....26-74 (17 Years)
 Versus AP Top 25:.....0-8
 Bowl Appearances:.....4 (2010, 2011, 2017, 2018)
 Bowl Record:.....2-2
 Most Wins in Single-Season:.....9 (2018)
 NFL Draft Picks:.....10
 # - Wins in 2003 (2-10), 2004 (3-7) and 2005 (4-6, 3-4 SBC) were vacated.

STADIUM INFORMATION

Venue Name:.....Riccardo Silva Stadium (20,000)
 Surface:.....Field Turf
 First Year:.....2008
 First Game at Site:.....vs. UCF (Sept. 20, 2008)
 Largest Crowd:.....22,682 vs. Duke (Oct. 1, 2011)
 Ticket Office Phone:.....(305) FIU-GAME [348-4263]

THE PANTHERS IN 2019

2018 Record:.....9-4
 C-USA Record/Finish:.....6-2/2nd (East)
 Last Bowl Appearance:.....2018 Bahamas Bowl
 Basic Offense:.....Pro Set
 Basic Defense:.....Multiple 4-3
 Returning Letterwinners:.....52/21
 Starters Returning/Lost:.....17/9
 Offense:.....8/3
 Defense:.....6/5
 Special Teams:.....3/1



2019 SCHEDULE

| Date | Opponent | Time (ET) | TV |
|--------------------|----------------------|------------|--------------------|
| Thursday, Aug. 29 | at Tulane | 8:00 p.m. | ESPN3 |
| Saturday, Sept. 7 | WKU* | 7:00 p.m. | ESPN+ |
| Saturday, Sept. 14 | NEW HAMPSHIRE | 7:00 p.m. | ESPN+ |
| Friday, Sept. 20 | at Louisiana Tech* | 8:00 p.m. | CBS Sports Network |
| Saturday, Oct. 5 | UMASS | 7:00 p.m. | ESPN+ |
| Saturday, Oct. 12 | CHARLOTTE* | 7:00 p.m. | ESPN+ |
| Saturday, Oct. 19 | UTEP* | 7:00 p.m. | ESPN+ |
| Saturday, Oct. 26 | at Middle Tennessee* | 3:30 p.m. | NFL Network |
| Saturday, Nov. 2 | OLD DOMINION* | 12:00 p.m. | ESPN+ |
| Saturday, Nov. 9 | at Florida Atlantic* | 6:00 p.m. | Stadium |
| Saturday, Nov. 23 | MIAMI (Fla.)^ | 7:00 p.m. | CBS Sports Network |
| Saturday, Nov. 30 | at Marshall* | 12:00 p.m. | CBS Sports Network |
| Saturday, Dec. 7 | C-USA Championship | TBA | CBS Sports Network |

Home games - **BOLD ALL CAPS**

* - C-USA games

^ - Game to be played Marlins Park



Dr. Mark B. Rosenberg
FIU President



Pete Garcia
FIU Director of
Sports & Entertainment



Butch Davis
FIU Head Football Coach



Tyson Rodgers
Football SID

Coaching Staff

Head Coach - Butch Davis (Arkansas, '74)
 Asst. Head Coach/DL - Allen Mogridge (North Carolina, '99)
 Co-Def. Coord./Linebackers - Jeff Copp (Boise State, '01)
 Co-Def. Coord./Defensive Backs - Jerod Kruse (Emporia State, '00)
 Off. Coord./Quarterbacks - Rich Skrosky (Ramapo College (NJ), '87)
 Asst. Coach/Tight Ends - Drew Davis (Ole Miss, '16)
 Asst. Coach/Running Backs - Tim Harris, Jr. (Miami (Fla.), '08)
 Asst. Coach/Wide Receivers - Aubrey Hill (Florida, '96)
 Asst. Coach/Defensive Line - Kenard Lang (Miami (Fla.), '97)
 Asst. Coach/Cornerbacks - Bryn Renner (North Carolina, '14)
 Asst. Coach/Special Teams - James Vollono (Catholic U of America, '03)
 Graduate Assistant/DL - Wisly Desire (Jacksonville, '13)
 Graduate Assistant/DB - Brandon Harris (Miami (Fla.), '17)
 Graduate Assistant/WR - Joseph Hawkins (Norfolk, '13)
 Graduate Assistant/OL - Nick Dyarzun (FIU, '17)
 Student Assistant/LB - Antonio Rodriguez

Support Staff

Head Athletic Trainer - Kevin O'Neill - (Pittsburgh)
 Football Video Coordinator - Zach Schabbel
 Director of Football Operations - Jed Keime (FIU)
 Operations & Recruiting Assistant/Social Media - Joe Hausman (FIU, '14)
 Recruiting Coordinator - Nick Stuhlmuller (FIU, '17)
 Director of Strength & Conditioning - Chad Smith (UT-Chattanooga, '06)
 Equipment Manager - Dan Stinson (Northern Illinois, '10)
 Assistant Equipment Manager - Ricky Waltermann
 Executive Assistant to the Head Coach - Tia Withers (Alabama, '18)

IMPORTANT DATES TO REMEMBER

July 17-18

C-USA Football Kickoff

Aug. 26

Classes Begin

Sept. 7

Home Opener vs. WKU
(7 p.m. on ESPN+)

July 30

Players Report

Aug. 29

Season Opener at Tulane
(8 p.m. on ESPN3)

NUMERICAL ROSTER

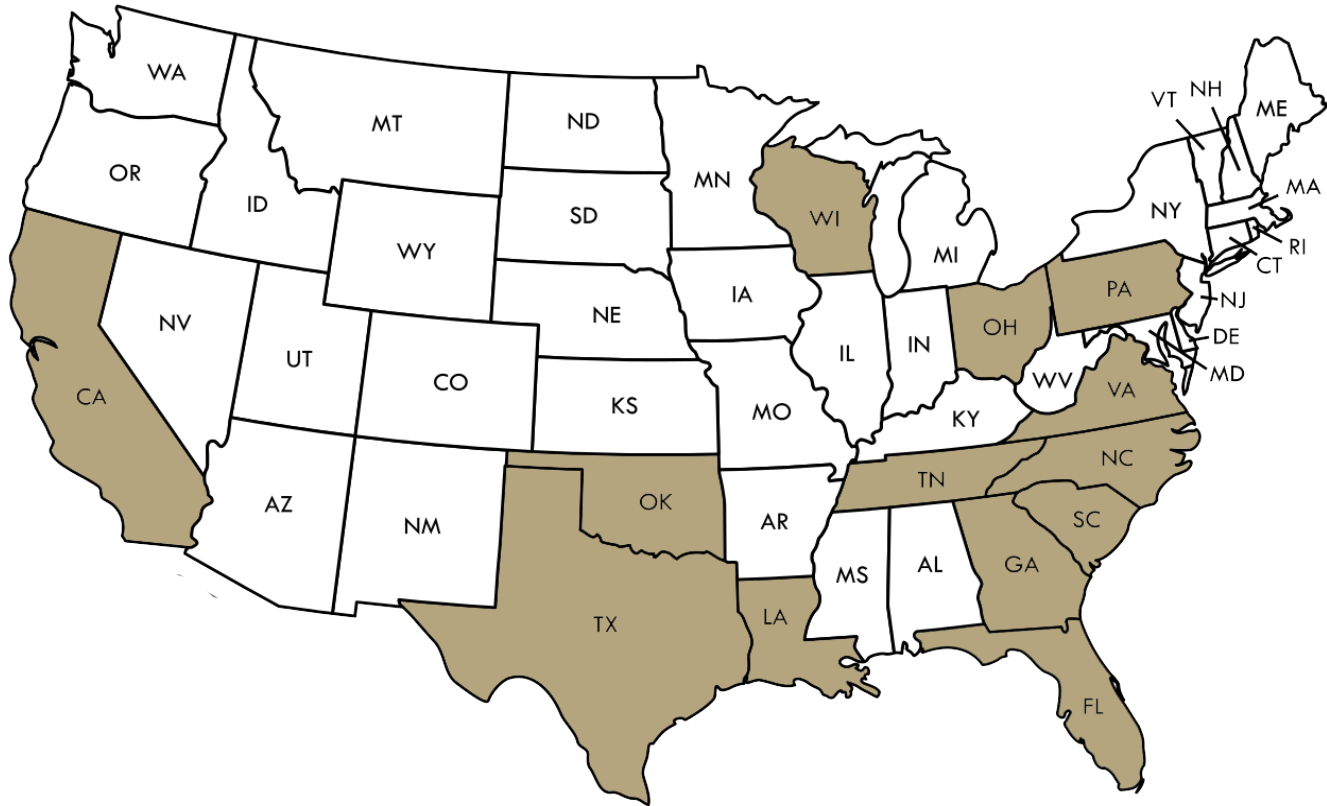


| # | FULL NAME | PDS. | HT. | WT. | YR. | EXP. | HOMETOWN / HIGH SCHOOL / PREVIOUS SCHOOL |
|----|----------------------------|------|------|-----|-------|------|--|
| 1 | Maurice Alexander | WR | 5-11 | 180 | R-Sr. | 3L | Florida City, Fla. / Booker T. Washington HS |
| 2 | Anthony Jones | RB | 5-11 | 215 | R-Sr. | 3L | Miami, Fla. / Miami Central HS |
| 3 | Sage Lewis | LB | 6-1 | 240 | R-Sr. | 3L | Opa-Locka, Fla. / Monsignor Pace HS |
| 3 | Stone Norton | QB | 6-3 | 200 | Fr. | HS | Nashville, Tenn. / Davidson Academy |
| 4 | Isaiah Brown | DB | 6-1 | 185 | Sr. | 3L | Tampa, Fla. / Tampa Bay Tech |
| 4 | JJ Holloman | WR | 6-2 | 200 | Jr. | TR | Covington, Georgia / Newton HS / Georgia |
| 5 | Demarcus Townsend | RB | 5-10 | 215 | R-Fr. | RS | Naples, Fla. / Palmetto Ridge HS |
| 6 | Alexy Jean-Baptiste | DL | 6-3 | 245 | R-Jr. | TR | Pompano Beach, Fla. / Coconut Creek HS / Arkansas |
| 6 | Nate Jefferson | WR | 5-11 | 170 | Fr. | HS | Longwood, Fla. / Lyman HS |
| 7 | Josh Turner | DB | 6-0 | 188 | R-So. | TR | Delray Beach, Fla. / American Heritage / Iowa |
| 7 | Kaylan Wiggins | QB | 6-2 | 200 | R-So. | 1L | Sanford, Fla. / Seminole HS |
| 8 | Lexington Joseph | RB | 5-9 | 185 | Fr. | HS | Miami, Fla. / Miami Central HS |
| 9 | Bryce Singleton | WR | 5-10 | 193 | Jr. | 2L | Hilton Head Island, S.C. / Hilton Head Island HS |
| 10 | Olin Cushion III | DB | 5-8 | 176 | Sr. | 3L | Miami, Fla. / Miami Central HS |
| 10 | Tannor Watson | QB | 6-3 | 177 | R-Fr. | RS | Jacksonville, Fla. / Atlantic Coast HS |
| 11 | Joe Hocker | TE | 6-5 | 245 | Fr. | HS | Cincinnati, Ohio / Deer Park HS |
| 12 | James Morgan | QB | 6-4 | 213 | R-Sr. | GR | Green Bay, Wis. / Ashwaubenon HS / Bowling Green |
| 13 | Estin Thiele | K/P | 6-1 | 176 | R-Fr. | RS | St. Augustine, Fla. / Menendez HS |
| 14 | Darrius Scott | WR | 5-10 | 195 | Sr. | 3L | Miami, Fla. / Booker T. Washington HS |
| 15 | Quentin Bessent Jr. | DB | 5-10 | 156 | R-Sr. | 3L | Titusville, Fla. / Merritt Island HS / Huntingdon College (AL) |
| 15 | Austin Maloney | WR | 5-11 | 190 | R-Sr. | 3L | Miami, Fla. / Miami Christopher Columbus |
| 16 | Tony Gaiter IV | WR | 5-9 | 185 | Sr. | 3L | Richmond Heights, Fla. / Westminster Christian HS |
| 17 | Nikholi Jaghai | DB | 5-7 | 180 | R-Jr. | TR | Miami Garden, Fla. / Flanagan HS / Northern Iowa |
| 17 | Caleb Lynum | QB | 6-2 | 195 | R-Fr. | 1L | Miami, Fla. / East Ridge HS |
| 18 | Kamryn Giles | DB | 5-9 | 195 | Fr. | HS | Opa-Locka, Fla. / American Heritage |
| 18 | Malik Tyson | WR | 6-2 | 195 | R-Jr. | 2L | Tampa, Fla. / Robinson HS |
| 19 | Shemar Thornton | WR | 5-11 | 182 | Jr. | 2L | Miami, Fla. / Hallandale HS |
| 21 | Stantley Thomas-Oliver III | DB | 6-2 | 184 | Sr. | 3L | Punta Gorda, Fla. / Charlotte HS |
| 22 | Andy Bautista | FB | 6-1 | 230 | Fr. | HS | Tavernier, Fla. / Coral Shores HS |
| 22 | Maurquel Dillard | DB | 6-0 | 185 | R-Fr. | RS | Fort Lauderdale, Fla. / Stranahan HS |
| 23 | Napoleon Maxwell | RB | 6-0 | 215 | R-Sr. | 3L | St. Petersburg, Fla. / Admiral Farragut Academy |
| 24 | D'Vonte Price | RB | 6-2 | 194 | Jr. | 2L | Punta Gorda, Fla. / Charlotte HS |
| 25 | Jordan Underwood | DB | 6-0 | 180 | R-Fr. | RS | Apopka, Fla. / Olympia HS |
| 25 | Lamontez Prichett | DB | 5-10 | 185 | Fr. | TR | St. Petersburg, Fla. / Lakewood HS / New Mexico Military Institute |
| 26 | Jamal Anderson | DB | 6-2 | 180 | R-Fr. | RS | Homestead, Fla. / South Dade HS |
| 27 | Benny McCray | DB | 6-2 | 185 | R-So. | 2L | Clermont, Fla. / East Ridge HS |
| 28 | Jesson Walker | DB | 6-1 | 170 | R-Fr. | RS | Southwest Brevard County, Fla. / Rockledge HS |
| 29 | Thomas Leo | K/P | 6-4 | 222 | R-Fr. | RS | Winter Garden, Fla. / East Ridge HS |
| 29 | Derrail Stephens | DB | 6-0 | 180 | Fr. | HS | Jacksonville, Fla. / Paxon School for Advanced Studies |
| 30 | Jose Borregales | K/P | 5-10 | 190 | R-Jr. | 2L | Miami, Fla. / Booker T. Washington HS |
| 31 | Tommy Zozus | LS | 6-2 | 224 | R-So. | 1L | Punta Gorda, Fla. / Charlotte HS |
| 32 | Maleek Williams | RB | 5-11 | 223 | R-So. | 1L | Punta Gorda, Fla. / Charlotte HS / Arkansas |
| 33 | Shaun Peterson Jr. | RB | 6-3 | 215 | R-Fr. | RS | Fort Lauderdale, Fla. / Nova HS |
| 34 | Christian Irving | DB | 5-11 | 197 | R-Sr. | 3L | Lauderdale Lakes, Fla. / American Heritage / Wyoming |
| 35 | Rishard Dames | DB | 5-11 | 165 | Jr. | 2L | Miami, Fla. / Booker T. Washington HS |
| 36 | Dorian Hall | DB | 6-4 | 190 | R-So. | 1L | Hollywood, Fla. / South Broward HS |
| 37 | Romelo Brooks | LB | 5-10 | 200 | Jr. | 2L | Miami, Fla. / Miami Killian HS |
| 38 | Richard Dames | DB | 5-11 | 185 | Jr. | 2L | Miami, Fla. / Booker T. Washington HS |
| 39 | Tommy Heatherly | P | 5-11 | 210 | Jr. | TR | Grove, Okla. / Grove HS / NE Oklahoma A&M |
| 40 | Daniel Jackson | LB | 6-2 | 200 | Jr. | 2L | Apex, N.C. / Middle Creek HS |
| 41 | Jackson McDonald | TE | 6-5 | 220 | Fr. | HS | Marathon, Fla. / Marathon HS |
| 42 | Jordan Atkins | RB | 5-9 | 188 | R-Fr. | RS | Miami, Fla. / North Miami Beach HS |
| 43 | Nate White | DL | 6-4 | 220 | Fr. | HS | Orlando, Fla. / Edgewater HS |
| 44 | Cadarius Gaskin | WR | 6-3 | 218 | So. | 1L | Delray Beach, Fla. / Atlantic HS |
| 44 | Justin Michel | LB | 6-1 | 225 | Fr. | HS | Fort Myers, Fla. / Dunbar HS |
| 45 | Rocky Jacques-Louis | LB | 6-3 | 205 | So. | 1L | Fort Myers, Fla. / Dunbar HS |

NUMERICAL ROSTER



| # | FULL NAME | PDS. | HT. | WT. | YR. | EXP. | HOMETOWN / HIGH SCHOOL / PREVIOUS SCHOOL |
|----|---------------------|------|------|-----|-------|------|---|
| 46 | Kendre' Gant | DB | 6-3 | 200 | Fr. | HS | Port St. Joe, Fla. / Port St. Joe HS |
| 47 | Chris Whittaker | LB | 6-3 | 227 | R-So. | TR | Hollywood, Fla. / Chaminade-Madonna HS / Kentucky |
| 48 | Josh Powell | LB | 5-11 | 194 | Jr. | 2L | Riviera Beach, Fla. / Suncoast HS |
| 49 | Kamareon Williams | FB | 6-3 | 240 | Fr. | HS | Delray Beach, Fla. / Atlantic HS |
| 50 | Nasir Carter | LB | 6-2 | 220 | Fr. | HS | Orlando, Fla. / West Orange HS |
| 51 | Dimitry Prophete | LB | 6-1 | 230 | Jr. | 2L | Miami, Fla. / Southridge HS |
| 52 | Donovan Georges | LB | 6-1 | 240 | So. | 1L | Hialeah, Fla. / Champagnat Catholic |
| 53 | Devin Jones | LB | 6-4 | 220 | R-So. | 1L | Miami, Fla. / Miami Norland HS |
| 54 | Khaliq Jacas | OL | 6-2 | 230 | R-Sr. | 3L | Port Lucie, Fla. / St. Lucie West Centennial / ASA College |
| 55 | Shane McGough | OL | 6-2 | 302 | R-Jr. | 2L | Tampa, Fla. / Gaither HS |
| 56 | Ni'Kendrick Carter | LB | 6-2 | 230 | Fr. | HS | Many, La. / Many HS |
| 58 | Devontay Taylor | OL | 6-4 | 305 | R-Jr. | 2L | Odessa, Fla. / Mitchell HS |
| 58 | Tyson Maeva | LB | 6-0 | 230 | Sr. | TR | San Diego, Calif. / San Diego Cathedral Catholic HS / Boise State |
| 59 | Jamal Gates | LB | 6-2 | 225 | Jr. | 2L | Palm Beach Gardens, Fla. / Dwyer HS |
| 60 | Dallas Connell | OL | 6-3 | 300 | Sr. | 3L | Jacksonville, Fla. / First Coast HS |
| 61 | Jaylen Daphnis | OL | 6-0 | 287 | R-So. | 1L | Miami, Fla. / Miami Norland HS |
| 62 | Mershawn Miller | OL | 6-2 | 313 | R-So. | 1L | Miami, Fla. / Miami Central HS |
| 63 | Noah Quier | OL | 6-4 | 310 | Fr. | HS | Bradenton, Fla. / IMG Academy |
| 64 | Antonio Serrano | OL | 6-2 | 295 | Fr. | HS | Miami, Fla. / Saint Thomas Aquinas HS |
| 65 | Julius Pierce | OL | 6-5 | 265 | Fr. | HS | Sanford, Fla. / Seminole HS |
| 67 | Obinna Nwankwo | OL | 6-3 | 290 | Sr. | TR | Miramar, Fla. / Miramar HS / Florida A&M |
| 68 | Tahj Brightaupt | OL | 6-7 | 374 | Jr. | 2L | Miami, Fla. / Miami Central HS / UAB |
| 69 | Ruben Ramirez | LS | 5-11 | 215 | Fr. | HS | Hollywood, Fla. / Chaminade-Madonna HS |
| 70 | Kane Taylor | OL | 6-3 | 280 | Jr. | TR | Clearwater, Fla. / Clearwater HS / East Mississippi CC |
| 71 | Danny Corbett | OL | 6-5 | 305 | Jr. | TR | Valdosta, Ga. / Lowndes HS / Butler County CC (KS) |
| 72 | Sione Finau | OL | 6-3 | 300 | Fr. | HS | Keller, Texas / Central HS |
| 73 | Lyndell Hudson Jr. | OL | 6-6 | 300 | R-Fr. | RS | Brooksville, Fla. / Central HS |
| 74 | Shacquille Williams | OL | 6-5 | 310 | R-Sr. | 3L | Charlotte, Fla. / Port Charlotte HS / Dodge City CC (KS) |
| 75 | Rashad Colson | OL | 6-5 | 310 | R-So. | 1L | Miami, Fla. / Miami Norland HS |
| 76 | Henry Omu | OL | 6-7 | 295 | Jr. | TR | Kingston, Ga. / Atlanta Sports City Prep |
| 77 | D'Antne Demery | OL | 6-5 | 320 | Jr. | 2L | Brunswick, Ga. / Brunswick HS / Hutchinson CC (KS) |
| 78 | Shamar Hobdy-Lee | OL | 6-5 | 290 | Fr. | HS | Tampa, Fla. / Jefferson HS |
| 79 | Logan Gunderson | OL | 6-5 | 318 | So. | TR | Jacksonville, Fla. / Trinity Christian HS / ASA College |
| 80 | Kris Mitchell | WR | 6-1 | 175 | Fr. | HS | Jacksonville, Fla. / Mandarin HS |
| 81 | Ivan Thomas | TE | 6-3 | 225 | So. | 1L | Miami, Fla. / Miami Palmetto HS |
| 83 | Darius Philon | WR | 5-10 | 161 | R-Sr. | 3L | Winter Haven, Fla. / Winter Haven HS |
| 84 | David O'Meara | TE | 6-5 | 245 | So. | 1L | Tallahassee, Fla. / Chiles HS |
| 85 | DeAndre Williams | WR | 5-10 | 180 | R-So. | 1L | Miami, Fla. / Booker T. Washington HS |
| 86 | Carson Genal | TE | 6-4 | 220 | R-So. | 1L | Naples, Fla. / Gulf Coast HS |
| 88 | Sterling Palmer | TE | 6-6 | 235 | So. | 1L | Midlothian, Va. / Fork Union Military |
| 89 | Ty Danzy | OL | 6-5 | 235 | Fr. | HS | Anderson, S.C. / Westside HS |
| 90 | Noah Curtis | OL | 6-5 | 260 | Jr. | 2L | Delray Beach, Fla. / American Heritage |
| 91 | Kameron Burns | OL | 6-4 | 270 | R-Fr. | RS | Crawfordville, Fla. / Wakulla HS |
| 92 | Jason Mercier | OL | 6-3 | 262 | So. | 1L | Boynton Beach, Fla. / Atlantic HS |
| 93 | Teair Tart | OL | 6-3 | 290 | R-Sr. | 3L | Philadelphia, Pa. / West Philadelphia HS / Ellsworth CC (IA) |
| 94 | Kevin Oliver | OL | 6-4 | 243 | Jr. | 2L | Davie, Fla. / Western HS |
| 95 | Andrew Tarver | OL | 6-1 | 295 | R-Jr. | 2L | Powder Springs, Ga. / McEachern HS |
| 96 | Alec Hallman | P | 6-1 | 214 | R-So. | 1L | Lithia, Fla. / Newsome HS / Oregon |
| 96 | David Reynolds | OL | 6-4 | 245 | Fr. | HS | Nashville, Tenn. / Ensworth HS |
| 97 | Damon Moore | OL | 6-4 | 270 | Gr. | TR | Novato, Calif. / San Marin HS / San Diego State |
| 98 | Jordan Woods | OL | 6-4 | 275 | R-Jr. | 2L | Citra, Fla. / North Marion HS / Georgia Tech |
| 99 | Davon Strickland | OL | 6-1 | 263 | So. | 1L | Hollywood, Fla. / South Broward HS |



BY STATE

Florida (89)

Georgia (5)

California (2), South Carolina (2), Tennessee (2)

Louisiana (1), North Carolina (1), Ohio (1), Oklahoma (1), Pennsylvania (1), Texas (1), Virginia (1), Wisconsin (1)

— PRONUNCIATION GUIDE —

| # | Pos | Name | Pronunciation | # | Pos | Name | Pronunciation |
|----|-----|----------------------------|--------------------------------|----|-----|-------------------------|------------------|
| 6 | DE | Alexy JEAN-BAPTISTE | Jean (like you wear) Bab-teast | 54 | DL | KALIQ JACAS | KAH-leek AH-kus |
| 11 | TE | Joe HOCKER | Hawk-er | 58 | LB | Tyson Maeva | MY-ava |
| 13 | K | Estin THIELE | Es-TIN Theel (like feel) | 68 | OL | TAHJ BRIGHTHAUPT | Bright-Hopped |
| 15 | DB | Quentin BESSENT Jr. | Be-SENT | 72 | OL | SIONE FINAU | CEE-own-E fa-NEW |
| 28 | DB | JESSON Walker | Ja-SOHN | 76 | OL | Henry OMU | oh-MOO |
| 31 | LS | Tommy ZOZUS | Zo-Zeus | 83 | WR | Darius PHILON | FULL-on |
| 44 | WR | CADARIUS Gaskin | KA-Darius | 86 | TE | Carson GENAL | ga-NAHL |
| 45 | LB | Rocky JACQUES-LOUIS | Put some French on it | 87 | WR | MAURQUEL Dillard | mar-Qwell |
| 49 | FB | KAMAREON Williams | ka-MARE-eon | 92 | DE | Jason MERCIER | Mercy-AAYE |
| 50 | LB | NASIR Carter | nas-EAR | 93 | DT | TEAIR Tart | Tea-air |
| 51 | LB | Dimitry PROPHETE | Profit | | | | |

OFFENSE

| | | |
|----|----|--|
| QB | 12 | James Morgan (6-4, 213, R-Gr.) |
| | 7 | Kaylan Wiggins (6-2, 200, R-So.) OR |
| | 17 | Caleb Lynum (6-2, 195, R-Fr.) |
| RB | 23 | Napoleon Maxwell (6-0, 215, R-Sr.) OR |
| | 2 | Anthony Jones (5-II, 215, R-Sr.) |
| WR | 15 | Austin Maloney (5-II, 190, R-Sr.) |
| | 14 | Darrius Scott (5-10, 195, Sr.) |
| | 44 | Cadarius Gaskin (6-3, 218, So.) |
| WR | 1 | Maurice Alexander (5-II, 180, R-Sr.) |
| | 19 | Shemar Thornton (5-II, 182, Jr.) |
| | 16 | Tony Gaiter IV (5-9, 185, Sr.) |
| TE | 88 | Sterling Palmer (6-6, 235, So.) |
| | 84 | David O'Meara (6-5, 245, So.) |
| LT | 77 | D'Antne Demery (6-5, 320, Jr.) |
| | 73 | Lyndell Hudson Jr. (6-6, 300, R-Fr.) |
| LG | 55 | Shane McGough (6-2, 302, R-Jr.) |
| | 72 | Stone Finau (6-3, 300, Fr.) |
| C | 60 | Dallas Connell (6-3, 300, Sr.) |
| | 65 | Julius Pierce (6-5, 265, Fr.) |
| RG | 74 | Shacquille Williams (6-5, 310, R-Sr.) OR |
| | 62 | Mershawn Miller (6-2, 313, R-So.) |
| RT | 58 | Devontay Taylor (6-4, 305, R-Jr.) |
| | 71 | Danny Corbett (6-5, 305, Jr.) |

DEFENSE

| | | |
|-----|----|--|
| LE | 94 | Kevin Oliver (6-4, 243, Jr.) |
| | 92 | Jason Mercier (6-3, 262, So.) |
| DT | 93 | Teair Tart (6-3, 290, R-Sr.) |
| | 95 | Andrew Tarver (6-1, 295, R-Jr.) |
| DT | 98 | Jordan Woods (6-4, 275, R-Jr.) |
| | 97 | Damon Moore (6-4, 270, Gr.) |
| RE | 90 | Noah Curtis (6-5, 260, Jr.) |
| | 96 | David Reynolds (6-4, 245, Fr.) |
| WLB | 59 | Jamal Gates (6-2, 225, Jr.) |
| | 45 | Rocky Jacques-Louis (6-3, 205, So.) |
| | 53 | Tevin Jones (6-4, 220, R-So.) |
| MLB | 3 | Sage Lewis (6-1, 240, R-Sr.) |
| | 53 | Tevin Jones (6-4, 220, R-So.) |
| | 51 | Dimitry Prophete (6-1, 230, Jr.) |
| SAM | 40 | Daniel Jackson (6-2, 200, R-Sr.) |
| | 48 | Josh Powell (5-II, 195, Jr.) |
| CB | 21 | Stantley Thomas-Oliver III (6-2, 184, Sr.) |
| | 7 | Josh Turner (6-0, 188, R-So.) |
| SS | 10 | Olin Cushion III (5-8, 176, Sr.) |
| | 27 | Benny McCray (6-2, 185, R-So.) |
| FS | 38 | Richard Dames (5-II, 185, Jr.) OR |
| | 36 | Dorian Hall (6-4, 190, R-So.) |
| CB | 4 | Isaiah Brown (6-1, 185, Sr.) |
| | 35 | Rishard Dames (5-II, 165, Jr.) |

SPECIALISTS

| | | |
|----|----|--------------------------------------|
| K | 30 | Jose Borregales (5-10, 206, R-Jr.) |
| | 13 | Estin Thiele (6-1, 176, R-Fr.) |
| P | 39 | Tommy Heatherly (5-II, 210, Jr.) |
| | 29 | Thomas Leo (6-4, 222, R-Fr.) OR |
| | 96 | Alec Hallman (6-1, 214, R-So.) |
| KO | 13 | Estin Thiele (6-1, 176, R-Fr.) |
| | 30 | Jose Borregales (5-10, 206, R-Jr.) |
| H | 96 | Alec Hallman (6-1, 214, R-So.) |
| | 18 | Malik Tyson (6-2, 195, R-Jr.) |
| LS | 31 | Tommy Zozus (6-2, 224, R-So.) |
| | 41 | Jackson McDonald (6-5, 220, Fr.) |
| KR | 15 | Austin Maloney (5-II, 190, R-Sr.) |
| | 23 | Napoleon Maxwell (6-0, 215, R-Sr.) |
| PR | 1 | Maurice Alexander (5-II, 180, R-Sr.) |
| | 15 | Austin Maloney (5-II, 190, R-Sr.) |

LAST TIME AGAINST TULANE

The only other meeting between FIU and Tulane came in the 2017, when the Panther rolled the Green Wave 23-10 at Riccardo Silva Stadium.

Alex McGough, noted Panther legend, led the way offensively, throwing for 220 yards and a score through the air and adding 42 yards on the ground. Wideout Thomas Owens had no problem against the Green Wave secondary, as he hauled in 152 yards on six catches. Jose Borregales booted three field goals, including a 42-yarder, to add to the 23-point total for the Panthers.

FIU IN SEASON OPENERS

FIU has earned a 3-13 (4-12) record in season openers, with the Panthers owning a 1-7 (2-8) record for season openers on the road. The Panthers have not won a season opener since 2015's 15-14 slug fest against UCF in Orlando.

| Date | Opponent | W-L | Score |
|---------|----------------------|-----|------------|
| 8/29/02 | Saint Peter's | W | 27-3 |
| 9/6/03 | at Indiana State | L | 10-13 |
| 9/11/04 | at #Youngstown State | W | 22-16 (OT) |
| 9/3/05 | at Kansas State | L | 21-35 |
| 8/31/06 | Middle Tennessee | L | 6-7 |
| 9/1/07 | at No. 17 Penn State | L | 0-59 |
| 8/30/08 | at Kansas | L | 10-40 |
| 9/12/09 | at No. 4 Alabama | L | 14-40 |
| 9/11/10 | Rutgers | L | 14-19 |
| 9/1/11 | North Texas | W | 41-16 |
| 9/1/12 | at Duke | L | 26-46 |
| 8/31/13 | at Maryland | L | 10-43 |
| 8/30/14 | Bethune-Cookman | L | 12-14 |
| 9/3/15 | at UCF | W | 15-14 |
| 9/1/16 | Indiana | L | 13-34 |
| 8/31/17 | at UCF | L | 17-61 |
| 9/1/18 | Indiana | L | 28-38 |

- Vacted win

2019 OPPONENT PREVIEW

| Opponent (Date) | Record vs. | Last Meeting (Date - H/A) |
|--------------------------------|------------|---------------------------|
| at Tulane (8/28/19) | 1-0 | W/23-10 (10/14/17 - H) |
| vs. WKU (9/7/19) | 5-6 | W/38-17 (10/27/18 - A) |
| vs. New Hampshire (9/14/19) | 0-0 | Never Faced |
| at Louisiana Tech (9/20/19) | 0-3 | L/24-44 (10/22/16 - H) |
| vs. UMass (10/5/19) | 2-2 | W/63-24 (9/15/18 - H) |
| vs. Charlotte (10/12/19) | 4-0 | W/42-35 (11/17/18 - A) |
| vs. UTEP (10/19/19) | 2-1 | W/35-21 (10/8/16 - A) |
| at Middle Tennessee (10/26/19) | 5-9 | W/24-21 (10/13/18 - H) |
| vs. Old Dominion (11/2/19) | 2-3 | W/28-20 (9/8/18 - A) |
| at Florida Atlantic (11/9/19) | 5-12 | L/14-49 (11/3/18 - H) |
| vs. Miami* (11/23/19) | 0-3 | L/17-31 (9/22/18 - A) |
| at Marshall (11/30/19) | 2-5 | L/25-28 (11/24/18 - H) |

Opponent Players to Watch (2018 Stats)

Tulane | DE - Patrick Johnson (10.5 sacks); RB - Darrius Bradwell (1,174 rush yds)
 WKU | DL - Deangelo Malone (6 sacks); WR - Lucky Jackson (50 rec/552 yds)
 New Hampshire | S - Evan Horn (4 INTs/57 tackles); RB - Carlos Washington (609 rush yds)
 Louisiana Tech | DE - Willie Baker (7 sacks); WR - Adrian Hardy (1,145 yds)
 UMass | LB - Chinedu Ogbonna (72 tackles); QB - Michael Curtis (412 yds/4 TDs)
 Charlotte | DE - Alex Highsmith (17.5 TFLs); RB - Benny LeMay (1,243 yds/11 TDs)
 UTEP | DL - Denzel Chukwukelu (42 tackles/2 sacks); RB - Quardraiz Wadley (627 yds)
 Middle Tennessee | LB - Khalil Brooks (68 tackles/6.5 sacks); WR - Ty Lee (71 rec/883 yds)
 Old Dominion | LB - Lawrence Garner (100 tackles); WR - Eric Kumah (559 yds/ 7 TDs)
 Florida Atlantic | LB - Rashad Smith (86 tackles); TE - Harrison Bryant (662 yds/4 TDs)
 Miami | LB - Shaq Quarterman (82 tackles); TE - Brevin Jordan (287 yds/4 TDs)
 Marshall | DL - Channing Hames (5.5 sacks); RB - Tyler King (655 yds/4 TDs)

* - Played at Marlins Park



JAMES MORGAN (QB)



SAGE LEWIS (LB)

2019 POLLS

PRESEASON AP TOP 25 POLL

| Rnk | Team | Rec | LW |
|-----|------------------|-----|----|
| 1. | Clemson (52) | 0-0 | NR |
| 2. | Alabama (10) | 0-0 | NR |
| 3. | Georgia | 0-0 | NR |
| 4. | Oklahoma | 0-0 | NR |
| 5. | Ohio State | 0-0 | NR |
| 6. | LSU | 0-0 | NR |
| 7. | Michigan | 0-0 | NR |
| 8. | Florida | 1-0 | NR |
| 9. | Notre Dame | 0-0 | NR |
| 10. | Texas | 0-0 | NR |
| 11. | Oregon | 0-0 | NR |
| 12. | Texas A&M | 0-0 | NR |
| 13. | Washington | 0-0 | NR |
| 14. | Utah | 0-0 | NR |
| 15. | Penn State | 0-0 | NR |
| 16. | Auburn | 0-0 | NR |
| 17. | UCF | 0-0 | NR |
| 18. | Michigan State | 0-0 | NR |
| 19. | Wisconsin | 0-0 | NR |
| 20. | Iowa | 0-0 | NR |
| 21. | Iowa State | 0-0 | NR |
| 22. | Syracuse | 0-0 | NR |
| 23. | Washington State | 0-0 | NR |
| 24. | Nebraska | 0-0 | NR |
| 25. | Stanford | 0-0 | NR |

Others receiving votes: Missouri 17, Army 94, Mississippi State 87, Miami 70, Northwestern 63, TCU 57, Virginia 44, Boise State 38, Cincinnati 16, South Carolina 15, Virginia Tech 12, Fresno State 8, Utah State 8, Minnesota 7, Memphis 6, Appalachian State 5, West Virginia 3, Oklahoma State 3, UAB 3, Arizona State 3, Arizona 1, USC 1

PRESEASON USA TODAY/COACHES POLL

| Rnk | Team | Rec | LW |
|------|------------------|-----|----|
| 1. | Clemson (59) | 0-0 | NR |
| 2. | Alabama (6) | 0-0 | NR |
| 3. | Georgia | 0-0 | NR |
| 4. | Oklahoma | 0-0 | NR |
| 5. | Ohio State | 0-0 | NR |
| 6. | LSU | 0-0 | NR |
| 7. | Michigan | 0-0 | NR |
| 8. | Florida | 1-0 | NR |
| 9. | Notre Dame | 0-0 | NR |
| 10. | Texas | 0-0 | NR |
| 11. | Texas A&M | 0-0 | NR |
| 12. | Washington | 0-0 | NR |
| 13. | Oregon | 0-0 | NR |
| 14. | Penn State | 0-0 | NR |
| 15. | Utah | 0-0 | NR |
| 16. | Auburn | 0-0 | NR |
| t17. | UCF | 0-0 | NR |
| t17. | Wisconsin | 0-0 | NR |
| 19. | Iowa | 0-0 | NR |
| 20. | Michigan State | 0-0 | NR |
| 21. | Washington State | 0-0 | NR |
| 22. | Syracuse | 0-0 | NR |
| 23. | Stanford | 0-0 | NR |
| 24. | Iowa State | 0-0 | NR |
| 25. | Northwestern | 0-0 | NR |

Others receiving votes: Nebraska 152, Boise State 118, Mississippi State 111, Miami 94, Army 91, Kentucky 79, Virginia Tech 64, TCU 63, USC 47, Fresno State 32, Utah State 32, Virginia 30, Cincinnati 25, West Virginia 24, Memphis 24, Oklahoma State 20, South Carolina 15, NC State 12, Duke 10, Boston College 5, Florida State 4, Baylor 4, Appalachian State 4, Houston 3, North Texas 3, Temple 2, Arizona State 2, UCLA 2, Minnesota 1, Ole Miss 1, Tennessee 1, Troy 1

FIU ON ESPN3

Thursday's game on ESPN3 will mark FIU's 20th appearance on the platform. The Panthers are 4-15 dating back to 2006. FIU's last game on ESPN3 was against Charlotte on Nov. 17, 2018 with the Panthers earning a 42-35 victory.

THURSDAY NIGHT FOOTBALL

The game against Tulane will be FIU's first Thursday night regular season contest since Aug. 31, 2017 at UCF. The Panthers are 5-5 overall on Thor's Day, with their last win coming against UCF (15-14) on Sept. 3, 2015.

FIU VERSUS THE AMERICAN

FIU has earned a 3-8 mark against teams currently in the American Conference. The Panthers have downed UCF twice, while defeating Tulane in 2017 for their last win against the conference.

SEASON OPENERS FOR BUTCH DAVIS

Head Coach Butch Davis has earned an 8-4 mark in career season openers. At FIU however, Davis is 0-2 thus far, with losses to UCF and Indiana.

DAVIS CLIMBS FIU COACHING RANKS

Head Coach Butch Davis has earned 17 wins in just two seasons at FIU, if Davis should win 10 more games he will become the program's all-time winningest coach in school history.

DAVIS NEARS 100 COLLEGIATE CAREER WINS

Over his 13-year collegiate career, Butch Davis has earned 96 wins. Davis tallied 51 victories with Miami from 1995-00, 28 with North Carolina from 2007-10 and 17 with FIU since 2017.

KEEP BOWLIN' BOWLIN' BOWLIN'

FIU will seek its third-straight bowl appearance in 2019, which would be the longest such streak in program history. Mario Cristobal.

SENIOR CLASS WINS

The 2019 Senior Class has already seen much success during their time at FIU, with a pair of bowl appearances and 21 total wins entering the 2019 season.

The Panthers need only six victories to surpass the 2018 class, who earned 26 victories overall.

ALL THE POINTS

The FIU offense had no trouble scoring last season, with the Panthers scoring a league-best 34.6 points per outing in 2018. FIU topped the C-USA in total points scored (450), average points per game (34.6), total touchdowns (58), team passing efficiency (154.7). The offense was also highly efficient in converting third and fourth downs, ranking first overall in C-USA with 46.8 percent and 65.2 percent respectively.

Additionally, the Panthers broke single-season school records for most points scored (450), total offensive touchdowns (54), total offense (5,480), most pass yards (3,194), total touchdown passes (27), total rushing touchdowns (27), completion percentage (65.5), passer rating (154.7), yards per pass (8.3) and yards per rush (4.8).

NO FLY ZONE

The FIU secondary was an opportunistic unit last season, with the Panthers earning 17 interceptions on the year. The 17 picks ranked second in the league and 11th overall in the nation, while setting a program record for most interceptions in a single season at FIU. The Panthers ranked fourth overall in the conference for pass defense and sixth in the league for pass defense efficiency.

KEEPING MORGAN CLEAN

The offensive line allowed a FIU season-low eight sacks last season, with the total ranking third in the nation in 2018 to effectively keep quarterback James Morgan very clean throughout the season. The offensive line remains relatively intact from last season, with Dallas Connell (C), Shane McGough (OG) and D'Antne Demery (OT) returning.

2018 C-USA STANDINGS

EAST DIVISION

| Team | Conf. | CPct. | Overall | Pct |
|----------------|-------|-------|---------|-------|
| UAB | 7-1 | 0.875 | 10-3 | 0.769 |
| North Texas | 5-3 | 0.625 | 9-4 | 0.692 |
| Louisiana Tech | 5-3 | 0.625 | 8-5 | 0.615 |
| Southern Miss | 5-3 | 0.625 | 6-5 | 0.545 |
| UTSA | 2-6 | 0.250 | 3-9 | 0.250 |
| Rice | 1-7 | 0.125 | 2-11 | 0.154 |
| UTEP | 1-7 | 0.125 | 1-11 | 0.083 |

WEST DIVISION

| Team | Conf. | CPct. | Overall | Pct |
|------------------|-------|-------|---------|-------|
| Middle Tennessee | 7-1 | 0.875 | 8-6 | 0.571 |
| Marshall | 6-2 | 0.750 | 9-4 | 0.692 |
| FIU | 6-2 | 0.750 | 9-4 | 0.692 |
| Charlotte | 4-4 | 0.500 | 5-7 | 0.417 |
| Florida Atlantic | 3-5 | 0.375 | 5-7 | 0.417 |
| Old Dominion | 2-6 | 0.250 | 4-8 | 0.333 |
| WKU | 2-6 | 0.250 | 3-9 | 0.250 |

2018 STATS

STAT BREAKDOWN

| Category | FIU | Tulane |
|--------------------------|-------|--------|
| Points/Game | 34.6 | 26.8 |
| First Downs | 273 | 243 |
| Rushing Yards/Game | 175.8 | 218.2 |
| Passing Yards/Game | 245.7 | 182.9 |
| Total Off. Yards/Game | 421.5 | 401.1 |
| Total Yards Allowed/Game | 386.3 | 406.8 |
| Third Down Conv. | 46.8% | 35.4% |
| Turnovers Gained | 22 | 18 |
| Turnovers Lost | 13 | 19 |
| Red Zone Offense | 81.6% | 90.9% |
| Red Zone Defense | 77.4% | 77.8% |
| Time of Possession/Game | 30:44 | 32:15 |
| Penalty Yards/Game | 46.8 | 61.92 |

NCAA RANKING

| Category | FIU | Tulane |
|--------------------------|-----|--------|
| Points/Game | 27 | 81 |
| First Downs | 162 | 95 |
| Rushing Yards/Game | 56 | 23 |
| Passing Yards/Game | 53 | 103 |
| Total Off. Yards/Game | 46 | 69 |
| Total Yards Allowed/Game | 56 | 75 |
| Third Down Conv. | 16 | 105 |
| Turnovers Gained | 34 | 78 |
| Turnovers Lost | 9 | 62 |
| Red Zone Offense | 85 | 10 |
| Red Zone Defense | 23 | 24 |
| Time of Possession/Game | 42 | 24 |
| Penalty Yards/Game | 37 | 93 |

FIU STAT LEADERS

| Category | Player (Stats) |
|----------------------|-----------------------------|
| Total Touchdowns | James Morgan (27) |
| Passing Yards | James Morgan (2,727) |
| Passing Touchdowns | James Morgan (26) |
| Rushing Touchdowns | Napoleon Maxwell (7) |
| Rushing Yards | Napoleon Maxwell (684) |
| Receptions | Maurice Alexander (40) |
| Receiving Touchdowns | CJ Worton (6) |
| Receiving Yards | CJ Worton (627) |
| Total Tackles | Sage Lewis (132) |
| Solos | Sage Lewis (83) |
| TFLs | T. Tart/E. Freeman (7.0) |
| INTs | Ric. Dames/D. Hall (3) |
| Pass Breakups | Stantley Thomas-Oliver (10) |
| Sacks | Teair Tart (4.0) |

MORGAN EYES MORE GLORY

James Morgan enjoyed a breakout season in his first year with the Panthers and helped FIU to a school-record nine wins, while setting a single-season record for passing touchdowns (26) and finishing with the second-most passing yards (2,727) in school history.

Morgan's 157.6 passing efficiency rating broke the single-season record at FIU, while ranking first overall in C-USA and 11th overall in the NCAA as he finished the year with C-USA Newcomer of the Year and Honorable Mention laurels. Entering 2019, Morgan has earned a spot on the Manning Award, Johnny Unitas Golden Arm Award, Davey O'Brien Award and Wuerffel Trophy Watch Lists to name a few.

MORGAN NEARING CAREER PASSING MARK

Despite only playing one season at FIU, James Morgan is already climbing up the career ranks at FIU. The quarterback is only 17 touchdown passes shy of owning the career touchdown mark (42) at FIU set by Josh Padrick from 2003-06.

Most Passing TDs - Career

| Rnk | TDs | Player | Years |
|-----|-----|--------------|--------------|
| 1. | 42 | Josh Padrick | 2003-06 |
| 2. | 35 | Alex McGough | 2014-17 |
| 3. | 34 | Paul McCall | 2007-09 |
| 4. | 30 | Wes Carroll | 2010-11 |
| 5. | 26 | James Morgan | 2018-Present |

THREE-HEADED MONSTER IN THE BACKFIELD

The Panthers have a trio of running backs in the backfield that have been highly productive on the ground as the group splits carries. Seniors Anthony Jones and Napoleon Maxwell, alongside junior D'Vonte Price will be RB 1A, B and C for FIU in 2019.

Additionally, the three backs rank in the top six at FIU for career average per rush coming into the 2019 season.

Average Per Rush - Career

| Rnk | Pts | Player | Years |
|-----|------|------------------------------|--------------|
| 1. | 6.58 | D'Vonte Price (105-691) | 2017-Present |
| 2. | 5.62 | Ben West (120-674) | 2004-05 |
| 3. | 5.36 | Napoleon Maxwell (264-1,415) | 2014-Present |
| 4. | 5.18 | Rashod Smith (424-2,195) | 2002-04 |
| 5. | 4.98 | Adam Gorman (178-886) | 2002-05 |
| 6. | 4.95 | Anthony Jones (231-1,143) | 2015-Present |

ALEXANDER'S ELECTRIC YEAR

After making the switch from QB to WR in 2018, Maurice Alexander had an all-around sensational year that led to the return man earning All-Conference USA First Team honors for his efforts on special teams.

Alexander became the first Panther in school history to earn a receiving touchdown and punt return for a score against UMass last year. He also recorded the second-highest punt return average (14.6) of any C-USA player with at least three punt returns on the season, and ranked fifth in the FBS.

LEWIS ON THE HUNT

In his first season at middle linebacker, Sage Lewis was a force to be reckon with as he broke FIU's single-season records in total tackles (132) and solos (83) to rank first in the league for both categories.

The linebacker opened the 2018 season with an 18-tackle performance against Indiana (9/1) as he foreshadowed his big year. Lewis earned All-CUSA First Team honors in 2018, while being named the C-USA Preseason Defense Player of the Year entering 2019, while grabbing a spot on the Nagurski and Butkus Award Watch Lists.

BORREGALES ON ALL-TIME LISTS

Jose Borregales has been clutch at FIU since first taking the field in 2017. The junior ranks fifth overall for most points scored by a non-quarterback, scoring 181 points entering the 2019 season. Borregales' 96 points scored last season was tied for second-most in a single season behind Jack Griffin's 102 in 2011.

Most Points Scored (Non-QB) - Career

| Rnk | Pts | Player | Years |
|-----|-----|---------------------------------|--------------|
| 1. | 258 | Jack Griffin (114 PAT, 48 FG) | 2009-12 |
| 2. | 241 | Austin Taylor (106 PAT, 45 FG) | 2013-16 |
| 3. | 233 | Adam Moss (110 PAT, 41 FG) | 2002-05 |
| 4. | 224 | T.Y. Hilton (37 TD, 1 PAT) | 2008-11 |
| 5. | 181 | Jose Borregales (94 PAT, 29 FG) | 2017-Present |

2018 TRENDS

LEADING/TRAILING/TIED

| | |
|-----------------------------|-----|
| Leading At Half: | 7-0 |
| Trailing At Half: | 2-4 |
| Tied At Half: | 0-0 |
| Leading After 3rd Quarter: | 8-0 |
| Trailing After 3rd Quarter: | 1-4 |

SCORING

| | |
|-------------------------------|-----|
| Scores First: | 5-1 |
| Opponent Scores First: | 4-3 |
| Shutout at Half: | 0-1 |
| Holds Opp. Scoreless at Half: | 1-0 |
| Scores 20+ Points: | 9-2 |
| Scores Under 20 Points: | 0-2 |
| Allows 20+ Points: | 5-4 |
| Holds Opp. Under 20 Points: | 4-0 |

TOTAL YARDS

| | |
|--------------------------------|-----|
| Less Than 300 Yards: | 0-2 |
| 400+ Total Offense: | 5-0 |
| 500+ Total Offense: | 1-0 |
| 600+ Total Offense: | 1-0 |
| Hold Opp. Less Than 300 Yards: | 3-0 |
| Allow Opp. 400+ Yards: | 1-3 |
| Allow Opp. 500+ Yards: | 1-1 |
| Allow Opp. 600+ Yards: | 0-0 |

RUSH YARDS

| | |
|-----------------------------|-----|
| Less Than 100 Yards: | 1-2 |
| 100+ Yards Rushing: | 4-2 |
| 200+ Yards Rushing: | 3-0 |
| 300+ Yards Rushing: | 1-0 |
| Holds Opp. Under 100 Yards: | 1-0 |
| Allows 100+ Yards Rushing: | 7-1 |
| Allows 200+ Yards Rushing: | 1-2 |
| Allows 300+ Yards Rushing: | 0-1 |

PASS YARDS

| | |
|-----------------------------|-----|
| Less Than 200 Yards: | 1-2 |
| 200+ Yards Passing: | 4-2 |
| 300+ Yards Passing: | 4-0 |
| 400+ Yards Passing: | 0-0 |
| 500+ Yards Passing: | 0-0 |
| Holds Opp. Under 200 Yards: | 5-2 |
| Allows 200+ Yards Passing: | 3-2 |
| Allows 300+ Yards Passing: | 1-0 |
| Allows 400+ Yards Passing: | 0-0 |
| Allows 500+ Yards Passing: | 0-0 |

TURNOVERS

| | |
|----------------------|-----|
| Has 0 Turnovers: | 7-0 |
| Has 1 Turnover: | 1-1 |
| Has 2 Turnovers: | 1-1 |
| Has 3+ Turnovers: | 0-2 |
| Forces 0 Turnovers: | 1-1 |
| Forces 1 Turnover: | 3-1 |
| Forces 2 Turnover: | 2-2 |
| Forces 3+ Turnovers: | 3-0 |

2018 RECAP

The 2018 season had plenty of fireworks, as the Panthers exploded for a program-best nine wins on the year after setting numerous records on the offensive side of the ball and coming up with key stops and takeaways on defense. The Panthers were led by grad transfer James Morgan, who earned C-USA Newcomer of the Year honors after his record-breaking season. FIU posted a 9-4 mark on the year, with highlight wins coming over Old Dominion (28-20), Middle Tennessee (24-21) and Toledo (35-32) in the 2018 Bahamas Bowl.

(inter)NATIONAL CHAMPS

With James Morgan ruled out of the 2018 Bahamas Bowl due to injury, the odds were stacked high against FIU against Toledo. The good guys didn't back down however, as the Panthers rallied behind first-time starter Christian Alexander in his last outing at FIU. Alexander finished the game with a career-high 209 yards passing, tossing one score to freshman Sterling Palmer on a 36-yard strike in the first half.

The Panthers fell behind to start the game, as the Rockets took a 10-0 lead after the first quarter, FIU bounced back for two scores before halftime to enter the locker room with a 14-10 advantage however and bring life back to the Panthers. Despite the Rockets retaking the lead at 17-14 out of halftime, the Panthers momentum didn't slow down as Anthony Jones responded with a 30-yard scamper to go along with his three-score, 92-yard day to make it 21-17 FIU. The Panthers held off the Rockets in the fourth, as FIU matched Toledo's two touchdowns and claimed a 35-32 victory.

RECORD SETTERS

Many school records fell in 2018, as the Panthers posted some of their best numbers in program history. Below the players and the records they broke in 2018 are listed.

| Pos. | Player | Record | Stat |
|------|---------------------|----------------------------------|---------------------------------|
| QB | James Morgan | Most Pass TDs/Single Game | 4 vs. UAPB (9/29) |
| QB | James Morgan | Most Pass TDs/Season | 26 |
| QB | James Morgan | Pass Eff./Single Game | 363.2 vs. UAPB (9/29) |
| QB | James Morgan | Pass Eff./Season | 157.6 |
| QB | James Morgan | Avg. Yards Per Comp./Single Game | 37.9 vs. UAPB (9/29) |
| QB | James Morgan | Off. Per Play/Season | 7.67 |
| LB | Sage Lewis | Most Tackles/Season | 132 |
| LB | Sage Lewis | Most Solo Tackles/Season | 83 |
| LB | Sage Lewis | Pass Breakups/Single-Game | 4 at UTSA (11/10) |
| DB | Richard Dames | Most INTs/Single-Game | 2 vs. Marshall (11/24) |
| LB | Rocky Jacques-Louis | Most INT TDs/Season | 2 |
| K | Jose Borregales | Longest FG Made/Single Game | 53 vs. Middle Tennessee (10/13) |
| K | Jose Borregales | Most PATs Made/Single Game | 9 vs. UMass (9/15) |
| K | Jose Borregales | Most PATs Made/Season | 54 |
| P | Stone Wilson | Highest Punt Avg./Season | 44.0 |
| P | Stone Wilson | Most Punt Yards/Career | 8,225 |
| P | Stone Wilson | Most Punts/Career | 203 |
| P | Stone Wilson | Most Punts Inside 20/Career | 57 |
| P | Stone Wilson | Most Punts Without Block/Career | 199 |

2019 HONORS

Sage Lewis

- Senior Bowl Preseason Watch List
- Preseason Nagurski Award Watch List
- Preseason Butkus Award Watch List
- Preseason C-USA Defensive Player of the Year

James Morgan

- Senior Bowl Preseason Watch List
- Manning Award Watch List
- Johnny Unitas Golden Arm Watch List
- CFPA National Performer of the Year Watch List
- Preseason Davey O'Brien Award Watch List
- Allstate AFCA Good Works Team Nominee
- Wuerffel Trophy Watch List

Jose Borregales

- Lou Groza Award Watch List

Dallas Connell

- Preseason Remington Trophy Watch List

Sterling Palmer

- Preseason Mackey Award Watch List



RETURNING PERSONNEL

Offense

Quarterbacks (4) - #7 Kaylan Wiggins, #10 Tannor Watson, #12 James Morgan, #17 Caleb Lynam

Running Backs (6) - #2 Anthony Jones, #5 Demarcus Townsend, #23 Napoleon Maxwell, #24 D'Vonte Price, #33 Shaun Peterson Jr., #42 Jordan Atkins

Wide Receivers (9) - #1 Maurice Alexander, #9 Bryce Singleton, #83 Darius Philon, #14 Darrius Scott, #15 Austin Maloney, #16 Tony Gaiter IV, #19 Shemar Thornton, #44 Cadarius Gaskin, #83 Darius Philon, #85 DeAndre Williams

Tight Ends (4) - #81 Ivan Thomas, #84 David O'Meara, #86 Carson Genal, #88 Sterling Palmer

Offensive Line (9) - #55 Shane McGough, #58 Devontay Taylor, #60 Dallas Connell, #61 Jaylen Daphnis, #62 Mershawn Miller, #68 Tahj Brighthaupt, #73 Lyndell Hudson Jr., #74 Shacquille Williams, #77 D'Antne Demery

Defense

Defensive Line (10) - #54 Kaliq Jacas, #75 Rashad Colson, #90 Noah Curtis, #91 Kameron Burns, #92 Jason Mercier, #93 Teair Tart, #94 Kevin Oliver, #95 Andrew Tarver, #98 Jordan Woods, #99 Davon Strickland

Linebackers (9) - #3 Sage Lewis, #37 Romelo Brooks, #40 Daniel Jackson, #45 Rocky Jacques-Louis, #48 Josh Powell, #51 Dimitry Prophete, #52 Donovan Georges, #53 Tevin Jones, #59 Jamal Gates

Defensive Backs (13) - #4 Isaiah Brown, #10 Olin Cushion III, #15 Quentin Bessent Jr., #18 Malik Tyson, #21 Stantley Thomas-Oliver III, #22 Maurquel Dillard, #25 Jordan Underwood, #26 Jamal Anderson, #27 Benny McCray, #28 Jesson Walker, #34 Christian Irving, #35 Rishard Dames, #36 Dorian Hall, #38 Richard Dames,

Special Teams

Kickers/Punters (4) - #29 Thomas Leo, #13 Estin Thiele, #30 Jose Borregales, #96 Alec Hallman

Long Snappers (1) - #31 Tommy Zozus

NEWCOMERS (ACTIVE)

Offense

Quarterbacks (1) - #3 Stone Norton*

Running Backs (2) - #8 Lexington Joseph*, #32 Maleek Williams

Fullbacks (2) - #22 Andy Bautista*, #49 Kamareon Williams*

Wide Receivers (2) - #6 Nate Jefferson*, #80 Kris Mitchell*

Tight Ends (2) - #11 Joe Hocker*, #41 Jackson McDonald*

Offensive Line (8) - #63 Noah Quier*, #64 Antonio Serrano*, #65 Julius Pierce*, #71 Danny Corbett*, #72 Sione Finau*, #76 Henry Omu, #78 Shamar Hobby-Lee*, #79 Logan Gunderson

Defense

Defensive Line (5) - #43 Nate White*, #70 Kane Taylor, #89 Ty Danzy*, #96 David Reynolds*, #97 Damon Moore

Linebackers (4) - #44 Justin Michel*, #50 Nasir Carter*, #56 Ni'Kendrick Carter*, #47 Chris Whittaker

Defensive Backs (6) - #7 Josh Turner, #17 Nikholi Jaghai, #18 Kamryn Giles*, #25 LaMontez Pritchett, #29 Derrail Stephens*, #46 Kendre' Gant*

Special Teams

Kickers/Punters (1) - #39 Tommy Heatherly

Long Snappers (1) - #69 Ruben Ramirez*

* - True Freshman

RUSHING

Individual with 25-30 rushing attempts:

FIU: Alex Gardner (27) - Florida Atlantic 10/1/16
Opp: Benny Lemay (30) - at Charlotte 11/17/18

Individual with 31 or more rushing attempts:

FIU: Ben West (34) - Florida A&M 10/1/05
Opp: James Conner (31) - Pittsburgh 9/13/14

Individual rushed for 100-149 yards:

FIU: Napoleon Maxwell (105) - at Charlotte 11/17/18
Opp: Brenden Knox (109) - vs Marshall 11/24/18

Individual rushed for 150-199 yards:

FIU: Kedrick Rhodes (172) - Troy 10/25/11
Opp: Benny Lemay (159) - at Charlotte 11/17/18

Individual rushed for 200+ Yards:

FIU: Ben West (214) - Florida A&M 10/1/05
Opp: Bennie Cunningham (230) - Middle Tennessee 10/13/12

Individual with 100 rush and receiving yards:

FIU: Kedrick Rhodes (130 rush/115 rec.) - at Duke 9/1/12
Opp: Never N/A

Two rushers with 100 yards in a game:

FIU: Shawndarrius Phillips (124) & Napoleon Maxwell (108) - UMass 9/15/17
Opp: Devin Singletary (184) & Kerrith Whyte (165) - vs Florida Atlantic 11/3/18

Three rushers with 100 yards in a game:

FIU: Darriet Perry (186), T.Y. Hilton (158), Darian Mallary (118) - at Troy 11/13/10
Opp: Never N/A

Team with 40 rushing attempts:

FIU: 43 - vs Toledo 12/21/18
Opp: 57 - at Charlotte 11/17/18

Team with fewer than 25 rushing attempts:

FIU: 23 - at Charlotte 11/17/18
Opp: 24 - UMass 12/2/17

Team rushed for 300+ Yards:

FIU: 348 - UMass 9/15/18
Opp: 448 - vs Florida Atlantic 11/3/18

Team held between 51-100 yards rushing:

FIU: 94 - vs Middle Tennessee 10/13/18
Opp: 78 - Alcorn State 9/8/17

Team held under 50 yards rushing:

FIU: 39 - at Charlotte 10/15/16
Opp: 38 - N.C. Central 9/19/15

Individual scored on 50+ yard run:

FIU: Napoleon Maxwell (52) - at Charlotte 11/17/18
Opp: Devin Singletary (70) - at Florida Atlantic 11/18/17

PASSING

Individual with 40 pass attempts:

FIU: Alex McGough (50) - Old Dominion 11/11/17
Opp: Andrew Ford (49) - UMass 12/2/17

Individual with 50 pass attempts:

FIU: Alex McGough (50) - Old Dominion 11/11/17
Opp: Chase Litton (52) - at Marshall 10/28/17

Individual with 60 pass attempts:

FIU: Never N/A
Opp: Ben Dougherty (60) - vs. Florida A&M 11/27/04

Individual completed 25 passes:

FIU: James Morgan (27) - vs Middle Tennessee 10/13/18
Opp: John Urzua (25) - at Middle Tennessee 10/7/17

Individual completed 30 passes:

FIU: Alex McGough (35) - Old Dominion 11/11/17
Opp: Andrew Ford (34) - UMass 12/2/17

Individual passed for 300-399 yards:

FIU: James Morgan (311) - vs Middle Tennessee 10/13/18
Opp: Andrew Ford (392) - UMass 12/2/17

Individual passed for 400+ yards:

FIU: Paul McCall (400) - at Florida Atlantic (OT) 11/29/08
Opp: Graham Wilbert (403) - at Florida Atlantic 11/16/12

Individual threw three (3) touchdowns:

FIU: James Morgan (3) - at UTSA 11/10/18
Opp: Eli Peters (3) - vs Toledo 12/21/18

Individual threw four (4) touchdowns:

FIU: James Morgan (4) - UAPB 9/29/18
Opp: Andrew Ford (4) - UMass 12/2/17

Individual threw five (5) touchdowns:

FIU: Never N/A
Opp: Dalton Williams (5) - Akron 9/8/12

Team with less than 10 pass attempts:

FIU: 9 - at Louisville 9/21/13
Opp: 7 - at UTEP 11/16/13

Team with less than five (5) pass completions:

FIU: 4 - at Louisville 9/21/13
Opp: 3 - at UTEP 11/16/13

Team had less than 50 yards passing:

FIU: 27 - at Louisville 9/21/13
Opp: 36 - Tulane 10/14/17

Individual threw for a 60-69-yard touchdown:

FIU: Alex McGough to Dennis Turner (64) - N.C. Central 9/19/15
Opp: Driphus Jackson to James Mayden (69) - Rice 11/1/14

Individual threw for a 70-yard+ touchdown:

FIU: James Morgan to Maurice Alexander (76) - UAPB 9/29/18
Opp: Jason Driskel to Kalib Woods (79) - at Florida Atlantic 11/18/17

RECEIVING

Individual caught 10 passes:

FIU: Thomas Owens (11) - Old Dominion 11/11/17
Opp: Deon-Tay McManus (10) - Marshall 11/19/16

Individual had 100 yards receiving:

FIU: Austin Maloney (107) - at Charlotte 11/17/18
Opp: Victor Tucker (115) - at Charlotte 11/17/18

Two individuals with 100 yards receiving in a game:

FIU: Glenn Coleman (115) and Willis Wright (109) - Middle Tenn. 10/13/12
Opp: Richie James (127) and Ty Lee (100) - Middle Tennessee 10/29/15

TOTAL OFFENSE

Team gained 500 total yards:

FIU: 536 - UMass (329 rush, 207 pass) 9/15/18
Opp: 534 - at Charlotte (287 rush, 253 pass) 11/17/18

Team gained 600 total yards:

FIU: 613 - UAPB (220 rush, 393 pass) 9/29/18
Opp: 615 - at Kansas (224 rush, 391 pass) 9/22/07

Team gained between 100-200 total yards:

FIU: 189 - WKU (80 rush, 109 pass) 9/24/16
Opp: 172 - Rutgers (76 rush, 96 pass) 9/11/10

Team gained less than 100 total yards:

FIU: 27 - at Louisville 9/21/13
Opp: Never N/A

FIRST DOWNS

Team had 25 first downs:

FIU: 26 - vs Toledo 12/21/18
Opp: 28 - at Charlotte 11/17/18

Team had less than 10 first downs:

FIU: 7 - at Miami 9/22/18
Opp: 9 - Wagner 9/6/14

LAST TIME IT HAPPENED



PUNTING

Team punted at least 10 times:
FIU: 10 - at UAB 9/27/14
Opp: 10 - N.C. Central 9/19/15

Team did not punt:
FIU: Never (1, several, last vs. Tulane) 10/14/17
Opp: vs Florida Atlantic 11/3/18

Individual recorded a +50-yard punt:
FIU: Stone Wilson (52) - vs Toledo 12/21/18
Opp: Bailey Flint (54) - vs Toledo 12/21/18

Individual recorded a +60-yard punt:
FIU: Stone Wilson (63) - vs Florida Atlantic 11/3/18
Opp: Jack Fox (66) - vs Rice 10/20/18

Individual recorded a +70-yard punt:
FIU: Stone Wilson (71) - at Florida Atlantic 11/18/17
Opp: Mike Ruggles (73) - at UTEP 11/16/13

Individual blocked a punt:
FIU: Kenyatta Anderson - Charlotte 11/7/15
Opp: Mar Drayton - vs Marshall 11/24/18

TURNOVERS

Individual threw three (3) interceptions:
FIU: Alex McGough (3) - Indiana 9/1/16
Opp: Peyton Ramsey (3) - Indiana 9/1/12

Individual with two (2) interceptions:
FIU: Richard Dames - vs Marshall 11/24/18
Opp: Wiley Green - vs Rice 10/20/18

Team had four (4) turnovers:
FIU: 4 (1 INTs/3 fumbles) - at UCF 8/31/17
Opp: 4 (4 INTs/0 fumbles) - at UTSA 11/10/18

Team had five (5) turnovers:
FIU: 5 (2 INTs/3 fumbles) - at UTSA 10/11/14
Opp: 5 (3 INTs/2 fumbles) - Middle Tennessee 11/15/14

Team had six (6) turnovers:
FIU: 7 (5 INTs/2 fumbles) - at Arkansas 10/27/07
Opp: 6 (4 INTs/2 fumbles) - at UAB 9/27/14

Team lost three (3) fumbles:
FIU: 3 - at UCF 8/31/17
Opp: 3 - Western Kentucky 11/24/14

Team lost six (6) fumbles:
FIU: 6 - North Texas 10/15/05
Opp: Never (High of 4 - twice - last Wagner) 9/6/14

Team recovered an onside kick:
FIU: 1 - at WKU 10/27/18
Opp: 1 - N.C. Central 9/19/15

PENALTIES

Team was penalized 10 times:
FIU: 11 - Tulane 10/14/17
Opp: 10 - at UCF 8/31/17

Team was not penalized:
FIU: Never (Record low 2 - at Troy) 10/18/03
Opp: vs Rice 10/20/18

SCORING

Individual scored three touchdowns:
FIU: Anthony Jones (3, all rushing) - vs Toledo 12/21/18
Opp: Eli Peters (3, all passing) - vs Toledo 12/21/18

Individual scored four touchdowns:
FIU: James Morgan (4) - UAPB 9/29/18
Opp: Anthony Wales (4) - at WKU 11/5/16

Individual caught two touchdown passes:
FIU: Anthony Jones (2) - at Charlotte 11/17/18
Opp: Jon'Vea Johnson (2) - vs Toledo 12/21/18

Individual caught three touchdown passes:
FIU: Bryce Singleton (3) - UMass 12/2/17
Opp: Austin Duke (3) - Charlotte 11/7/15

Individual rushed for three touchdowns:
FIU: Anthony Jones (3) - vs Toledo 12/21/18
Opp: Devin Singletary (3) - vs Florida Atlantic 11/3/18

Individual kicked three field goals:
FIU: Jose Borregales - vs Middle Tennessee 10/13/18
Opp: Nice Rice- Old Dominion 11/11/17

Individual kicked four or more field goals:
FIU: Dustin Rivest (5) - Arkansas State 11/08/08
Opp: Kyle Fischer (5) - Louisiana Tech 10/26/13

Individual kicked a 50-yard field goal:
FIU: Jose Borregales (53) - vs Middle Tennessee 10/13/18
Opp: Greg Joseph (50) - Florida Atlantic 10/1/16

Individual returned a kickoff for a touchdown:
FIU: Richard Leonard (100 yards) - at Florida Atlantic 11/16/12
Opp: Carlos Henderson (92 yards) - LA Tech 10/22/16

Individual returned a punt for a touchdown:
FIU: Maurice Alexander (69 yards) - vs UMass 9/15/18
Opp: Deandre Reaves (69 yards) - at Marshall 11/14/15

Individual returned an interception for a touchdown:
FIU: Rocky Jacques-Louis (32 yards) - vs UTSA 11/10/18
Opp: J. Crawford (33 yards) - Indiana 9/1/18

Individual returned a fumble for a touchdown:
FIU: Sage Lewis (61 yards) - at Charlotte 11/17/18
Opp: Andrew Power (29 yards) - North Texas 9/1/11

Individual recovered a fumble in end zone for a TD:
FIU: Chance Attaway - at Middle Tennessee 9/29/07
Opp: Ryan Downing - North Texas 9/1/11

Individual returned/recovered a blocked punt for a TD:
FIU: Kenyatta Anderson (23 yards) - Charlotte 11/7/15
Opp: Mar Drayton (0 yards) - vs Marshall 11/24/18

Individual returned/recovered a blocked FG for a TD:
FIU: Never
Opp: Ross Cockrell (75 yards) - Duke 9/1/12

Individual returned a blocked PAT for a touchdown:
FIU: Zach Davis - vs. Florida AGM 11/27/04
Opp: Never

Team scored a two-point conversion:
FIU: vs Marshall (M. Alexander pass to C. Alexander) 11/24/18
Opp: vs Toledo (Eli Peters pass to Cody Thompson) 12/21/18

Team scored a safety:
FIU: Old Dominion 11/11/17
Opp: at UCF 8/31/17

Team recorded a shutout:
FIU: Butler (42-0) 9/14/02
Opp: at Marshall (52-0) 11/14/15

Team scored 28 points in a quarter:
FIU: 28 (2nd) - UMass 9/15/18
Opp: 28 (4th) - vs Florida Atlantic 11/3/18

Team scored 40 points in a half:
FIU: 42 (1st) - vs UMass 9/15/18
Opp: 40 (1st) - at Maryland 8/31/13



BUTCH DAVIS

13TH SEASON OVERALL (96-52) ■ 3RD SEASON AT FIU (17-9)

FIU NOTABLES ON COACH DAVIS

- The Panthers have broke or tied 102 school records under Davis
- Broke single-season school record in wins (9) in 2018
- Most wins by FIU coach in first two seasons (17)
- Has guided FIU to back-to-back bowl berths
- His .649 career win percentage ranks 8th highest among active coaches
- Coached FIU's first QB taken in NFL Draft, Alex McGough (Seahawks - 7th Round)

On Nov. 15, 2016, Butch Davis was named the fourth head coach of the FIU football program, returning to South Florida where he made a name for himself as one of the premier minds in football. Davis will enter his third season at FIU in 2019.

In just two short seasons, Davis has transformed the football program and has instilled a winning tradition at FIU after taking the Panthers to back-to-back bowl appearances and setting a school-record for wins (9) in 2018. Davis has also won 17 games in his first two seasons at the helm, which is the most by any Panther football coach in his first two seasons.

Under Davis, the Panthers have broke or tied 102 school records the legendary coach rewrites the FIU history book. The Panthers have set single-season records in points (450), touchdowns (58), total yards (5,480), rushing touchdowns (27), passing touchdowns (27), passing yards (3,194) just to name a few.

In 2018, the Panthers capped the season with a 35-32 victory over Toledo at the Makers Wanted Bahamas Bowl as FIU finished the year with a school-best 9-4 mark. Additionally, the Panthers earned a 6-2 record in C-USA action, which was also a school record. The Panthers broke records statistically as well, most notably on the offensive side as FIU set new season marks in points (450), touchdowns (58), total offense (5,480), yards per play (6.38), passing touchdowns (27), passing yards (3,194), passer efficiency (154.7), completion percentage (65.5), yards per pass (8.3), rushing touchdowns (27), yards per rush (4.80) and sacks allowed (8).

Nationally, the Panthers ranked in the Top 10 among FBS schools for sacks allowed (3rd overall, 8 allowed), tackles for loss allowed (4th overall, 3.77), fumbles lost (9th overall, five lost) and turnovers lost (9th overall, 13 lost) in 2018. The FIU air attack was also highly ranked nationally, with the Panthers' passer efficiency of 154.7 ranking 12th in the country, while FIU's 34.6 points per game ranked 27th overall. Davis also saw a school-record 17 Panthers earn All-CUSA honors, highlighted by first team selections Sage Lewis and Maurice Alexander.

Much of 2018's success on offense was due to quarterback James Morgan, who Davis coached to a C-USA Newcomer of the Year honor in his first season with the Panthers. Morgan set single-season records for touchdowns responsible for (27), total offense (2,708), passing touchdowns (26), passing yards (2,727) and passer efficiency (157.6).



In Davis' first season at FIU, the Panthers matched a school record in wins (8), before later breaking the mark in 2018. The Panthers also earned the school's first bowl berth since the 2011 season as FIU played Temple in the Bad Boy Mowers Gasparilla Bowl. The 8-5 mark during the regular season was the best record of any first-year head coach at FIU.

FIU finished the 2017 regular season leading the nation in red zone scoring offense converting 98 percent of its red-zone chances (39-of-40), which includes 30 touchdowns. Davis' 2017 FIU squad not only matched the school record in wins, but the 2017 Panthers finished the regular season throwing for the second-most yards (3,031) and rushing for the third-most yards (2,069) in school history. The offense also totaled the third-most yards (5,100) and FIU scored the third-most points (333) in a season. Defensively, the Panthers' 28.0 sacks ranked third in a single-season and the 75 tackles for loss tied for seventh overall. Davis also saw 12 Panthers earn All-CUSA honors highlighted by first team selection Thomas Owens.

Davis, the fourth head coach in FIU history, has compiled a 95-52 overall record in 12 years as a college head coach, including three BIG EAST Championships while coaching the University of Miami. In that span, Davis recruited and/or coached more than 120 players that made it to the NFL, 36 of which were first-round draft picks. Davis coached in the NFL for four years and is still the only coach to take the expansion Cleveland Browns to the playoffs.



"To say we are excited to have Butch Davis as our head coach at FIU is an understatement," Garcia said. "There is no doubt that he will take FIU football to new heights."

"I can't tell you how excited I am to be the head coach at FIU," Davis said. "I love this opportunity. I am grateful to be here. I look at this challenge as one that has no limits for the ceiling. When I think about FIU, there is unbelievable passion. If you are looking for an opportunity to get back into coaching, you could not envision a better opportunity than FIU. It's got great academic reputation. In its own backyard, it's got great athletes in this state. One of the things that sold me was there are 200,000 alumni in Broward and Dade County. We have to unite those fans and those alums and get them back in that stadium."

During his 12-year collegiate coaching career, Davis guided his teams to nine bowl games, winning six of them, including a 37-20 victory over the Florida Gators in the 2001 Sugar Bowl.

Davis comes to FIU after serving as a college football studio analyst, while also contributing to coverage on College Football Live, ESPN Radio, ESPN.com and SportsCenter since 2014.

Before joining ESPN, Davis served as a consultant to the head coach for the Tampa Bay Buccaneers during the 2012 and '13 seasons. Prior to that, Davis had a long successful coaching career, including head coaching positions with the University of North Carolina (2007-10), the Cleveland Browns (2001-04) and the University of Miami (1995-2000).

From 1979-94, Davis had a successful 15-year association with Jimmy Johnson, first as a receivers and tight ends coach at Oklahoma State University (1979-83), then as a defensive line coach at the University of Miami and ending with the Dallas Cowboys, where he started as a defensive line coach and was promoted to defensive coordinator. His tenure included two of Dallas' Super Bowl titles.

After graduating college, Davis spent 1973-78 as a coach and biology and anatomy teacher on the high school level.

A native of Bixby, Oklahoma, Davis graduated from the University of Arkansas in 1974, where he played tight end and defensive end for the Razorbacks under Head Coach Frank Boyles.

YEAR-BY-YEAR COLLEGIATE COACHING HISTORY

| YEAR | TEAM | RECORD | BOWL GAME | OPPONENT (RESULT) | FINAL RANKINGS | SEASON NOTES |
|------|----------------|--------|-----------------------|-------------------------|--------------------|--|
| 2018 | FIU | 9-4 | Bahamas Bowl | Toledo (W/35-32) | NR | Broke school record with 9 wins/Second bowl win in FIU history |
| 2017 | FIU | 8-5 | Gasparilla Bowl | Temple (L/28-3) | NR | Tied school record 8 wins/First FIU Bowl bid since 2011 |
| 2010 | North Carolina | 8-5 | Music City Bowl | Tennessee (W/30-27) | NR | First bowl victory for UNC in nine seasons |
| 2009 | North Carolina | 8-5 | Meineke Car Care Bowl | Pittsburgh (L/19-17) | NR | UNC made back-to-back bowl games for first time in a decade |
| 2008 | North Carolina | 8-5 | Meineke Car Care Bowl | West Virginia (L/31-30) | NR | Back in rankings for the first time since 2001 |
| 2007 | North Carolina | 4-8 | | | NR | |
| 2000 | Miami (Fla.) | 11-1 | Sugar Bowl | Florida (W/37-20) | #2 Coaches/#2 AP | Big East champs/Beat No. 1 FSU and No. 2 Virginia Tech |
| 1999 | Miami (Fla.) | 9-4 | Gator Bowl | Georgia Tech (W/28-13) | #15 Coaches/#15 AP | Earned win over No. 9 Ohio State |
| 1998 | Miami (Fla.) | 9-3 | Micron PC Bowl | NC State (W/46-23) | #21 Coaches/#20 AP | Upset No. 3 UCLA |
| 1997 | Miami (Fla.) | 5-6 | | | NR | |
| 1996 | Miami (Fla.) | 9-3 | Carquest Bowl | Virginia (W/31-21) | #14 Coaches/#14 AP | Big East co-champs |
| 1995 | Miami (Fla.) | 8-3 | | | #20 AP | Big East co-champs |



NOTABLE COACHING HISTORY

| Years | Team | HC Record | Title |
|--------------|------------------------|-----------|--|
| 2017-present | FIU | 17-9 | Head Coach |
| 2007-10 | North Carolina | 28-23 | Head Coach |
| 2001-04 | Cleveland Browns (NFL) | 24-35 | Head Coach |
| 1995-2000 | Miami (Fla.) | 51-20 | Head Coach |
| 1989-94 | Dallas Cowboys (NFL) | N/A | Assistant DL (1989-92) DC/LB (1993-94) |
| 1984-88 | Miami (Fla.) | N/A | Assistant (DL) |
| 1979-83 | Oklahoma State | N/A | Assistant (TE/WR) |

OTHER COACHING HISTORY

| Years | Team | Title |
|---------|---------------------------|---------------------------|
| 1978 | Tulsa Rogers (Okla.) H.S. | Head Coach |
| 1976-77 | Sand Springs (Okla.) H.S. | Assistant (DL, DLB) |
| 1974-75 | Pawhuska (Okla.) H.S. | Assistant (Offensive, DL) |
| 1973 | Fayetteville (Ark.) H.S. | Volunteer Assistant (WR) |

SUPER BOWL WINS BY DAVIS

Dallas Cowboys, Super Bowl XXVII vs. Buffalo (assistant coach)
 Dallas Cowboys, Super Bowl XXVIII vs. Buffalo (defensive coordinator)

NFL 1ST ROUND DRAFT PICKS COACHED OR RECRUITED BY DAVIS

Miami (28): Ray Lewis (LB), Yatil Green (WR), **Kennard Lang (DE)***, Kenny Holmes (DE), Duane Starks (CB), Edgerrin James (RB), Bubba Franks (TE), Dan Morgan (LB), **Damion Lewis (DT)***, Santana Moss (WR), Reggie Wayne (WR), Bryant McKinnie (DT), Jeremy Shockey (TE), Phillip Buchannon (CB), Ed Reed (S), Mike Rumph (CB), Andre Johnson (WR), Jerome McDougle (DE), Willis McGahee (RB), William Joseph (DT), Sean Taylor (S), Kellen Winslow (TE), Jonathan Vilma (LB), D.J. Williams (LB), Vernon Carey (DT), Vince Wilfork (DT), Antrel Rolle (CB), Kelly Jennings (CB)

North Carolina (7): Kentwan Balmer (DT), Hakeem Nicks (WR), Robert Quinn (DE), Quinton Coples (DE), Jonathan Cooper (OG), Sylvester Williams (DT), Eric Ebron (TE)

OFFENSIVE RECORDS BROKE SINCE THE ARRIVAL OF DAVIS

INDIVIDUAL – SINGLE GAME

Total Offense Gained: 403 - Alex McGough vs. UMass (12/2/17)
 Passing Yards Gained Per Attempt: 24.4 - James Morgan vs. UAPB (9/29/18)
 Passing Yards Gained Per Completion: 37.9 - James Morgan vs. UAPB (9/29/18)
 Passing Efficiency Rating: 363.2 - James Morgan vs. UAPB (9/29/18)
 TD Receptions: 3 - Bryce Singleton vs. UMass (12/2/17)

INDIVIDUAL – SEASON

TDs Responsible For: 27 - James Morgan (2018)
 Total Offensive Yards: 3,029 - Alex McGough (2017)
 Total Offensive Yards Per Play: 7.67 - James Morgan (2018)
 Passing TDs: 26 - James Morgan (2018)
 Passing Yards: 2,798 - Alex McGough (2017)
 Passing Efficiency Rating: 157.6 - James Morgan (2018)

INDIVIDUAL – CAREER

TDs Responsible For: 81 - Alex McGough (2014-17)
 Total Offensive Yards: 9,626 - Alex McGough (2014-17)
 Rushing Yards: 3,063 - Alex Gardner (2014-17)
 Rushing Attempts: 685 - Alex Gardner (2014-17)
 Passing TDs: 65 - Alex McGough (2014-17)

TEAM – SINGLE GAME

Points Scored: 63 vs. UMass (12/2/17), 63 vs. UMass (9/15/18)
 Total TDs: 9 vs. UMass (12/2/17), 9 vs. UMass (9/15/18)
 Total Offense Gained: 674 vs. UMass (12/2/17)
 All-Purpose Yards Gained: 781 vs. UMass (9/15/18)
 Highest Average Gain Per Play: 12.8 vs. UAPB (9/29/18)
 Rushing TDs Scored: 6 vs. UMass (12/2/17)
 Passes Completed: 35 vs. Old Dominion (11/11/17)
 Passing Yards Per Attempt: 30.2 vs. UAPB (9/29/18)
 Passing Efficiency Rating: 311.6 vs. UAPB (9/29/18)

TEAM – SINGLE GAME

Most Points: 450 (2018)
 TDs Scored (Off/Def/ST): 58 (2018)
 TDs Responsible For: 85 (2018)
 Total Offensive Yards: 5,480 (2018)
 Total Offense Per Game: 421.5 (2018)
 Total Offense Per Play: 6.4 (2018)
 Rushing TDs: 27 (2018)
 Passing TDs: 27 (2018)
 Passing Yards: 3,194 (2018)
 Average Yards Per Pass: 8.3 (2018)
 Passing Completion Percentage: 65.5 (2018)
 Passing Efficiency Rating: 154.7 - James Morgan (2018)

1



Maurice ALEXANDER
WR | 5-11 | 180 | R-Sr.
Florida City, Florida
Booker T. Washington HS

- 2018 All-CUSA First Team as a punt returner
- Finished first on team with 40 catches, second with 5 receiving TDs in 2018
- Became first Panther in school history to score a TD receiving and special teams in same game (UMass - 9/15)

2



Anthony JONES
RB | 5-11 | 215 | R-Sr.
Miami, Florida
Miami Central HS

- 2018 All-CUSA Honorable Mention
- Scored three TDs in 2018 Bahamas Bowl
- Missed seven games after being shot, before returning vs. FAU
- Brother of NFL running back Dalvin Cook (Minnesota Vikings)

3



Sage LEWIS
LB | 6-1 | 240 | R-Sr.
Opa-Locka, Florida
Monsignor Pace HS

- 2018 All-CUSA First Team for defense
- Broke single season FIU records for tackles (132) & solos (83)
- Ranked 1st in C-USA for tackles & solos, 20th & 10th in nation
- Among 2019 returnees, his 2018 tackle totals ranks 4th in nation

4



Isaiah BROWN
CB | 6-1 | 185 | Sr.
Tampa, Florida
Tampa Bay Tech

- Played in 12 games last season, making two starts on defense in 2018
- Snagged two INTs on the year
- Earned five pass breakups to rank third on the team

10



Olin CUSHION III
S | 5-8 | 176 | Sr.
Miami, Florida
Miami Central HS

- Ranked third on team in total tackles (65) and solos (43)
- Appeared in 13 games last season, making 11 starts at safety
- Forced 1st career fumble vs. Toledo (12/21) in Bahamas Bowl
- Had game-sealing INT vs. Middle Tennessee (10/13/18)

12



James MORGAN
QB | 6-4 | 213 | R-Sr.
Green Bay, Wisconsin
Ashwaubenon HS/Bowling Green

- 2018 C-USA Newcomer of the Year, 2018 All-CUSA HM Team
- Broke FIU single-season records for passing TDs (26), pass efficiency (157.6) and total offense per play average (7.67)
- Played & started in 12 games in his 1st season at FIU after graduating at Bowling Green in the Spring of 2018.

15



Austin MALONEY
WR | 5-11 | 190 | R-Sr.
Miami, Florida
Miami Christopher Columbus HS

- Earned a pair of All-CUSA Honorable Mention selections last season as a wide receiver and a kick returner
- Appeared in 13 games, making 10 starts at wideout for FIU
- Finished second on the team in receiving touchdowns (5), receiving yards

19



Shemar THORNTON
WR | 5-11 | 182 | Jr.
Miami, Florida
Hallandale HS

- Appeared in 10 games last season, making one start at UTSA (11/10)
- Battled through injuries for much of his sophomore season
- Earned a career-high four catches for 61 yards at Charlotte (11/17)
- Played on both sides of the ball at Hallandale HS

21



Stantley THOMAS-OLIVER III
CB | 6-2 | 184 | Sr.
Punta Gorda, Florida
Charlotte HS

- All-CUSA Honorable Mention as a cornerback in 2018
- Played 13 games, making 11-straight starts at CB to close out the season
- Earned one INT and a team-high 10 pass breakups
- Made switch from WR to CB, earned spot on 2016 C-USA All-Freshman

23



Napoleon MAXWELL
RB | 6-0 | 215 | R-Sr.
St. Petersburg, Florida
Admiral Farragut Academy

- Appeared in 13 games, making four starts in the backfield in 2018
- Ranked first on the team in rushing TDs (7), attempts (128), & yards (684)
- Rushed for 104 yards vs. UMass (9/15) and 102 at Charlotte (11/17) in 2018
- Missed 2015 & 2016 seasons due to injury

24



D'Vonte PRICE
RB | 6-2 | 194 | Jr.
Punta Gorda, Florida
Charlotte HS

- Played in 13 games last season, making three starts in the backfield
- Price's yard-per-carry average (6.2) ranked second overall in C-USA
- Ranked third on the team in rushing TDs (5), second in rush yards (560), and third in rush attempts (90)

30



Jose BORREGALES
K | 5-10 | 206 | R-Jr.
Miami, Florida
Booker T. Washington HS

- 2018 All-CUSA Honorable Mention, 2018 Lou Groza Semifinalist
- His 53-yard FG vs. Middle Tennessee (10/13/18) broke a FIU school record
- Holds the FIU season record for PATs made with 54 in 2018
- Earned 2017 All-CUSA Honorable Mention

35



Rishard DAMES
DB | 5-11 | 165 | Jr.
Miami, Florida
Booker T. Washington HS

- Played in all 13 games last season in the defensive secondary
- Earned two INTs on the year
- Twin brother of Richard Dames
- Played for Tim Harris Sr. at Booker T. Washington HS

38



Richard DAMES
DB | 5-11 | 185 | Jr.
Miami, Florida
Booker T. Washington HS

- 2018 All-CUSA Honorable Mention on defense
- Played in all 13 games, making four starts on defense
- Earned three INTs, five pass breakups and one QB hurry
- Twin brother of Rishard Dames

55



Shane MCGOUGH
OL | 6-2 | 302 | R-Jr.
Tampa, Florida
Gaither HS

- 2018 All-CUSA Honorable Mention on offense
- Played in all 13 games last season, making nine starts at right guard
- Part of OL that allowed a FIU record-low eight sacks in 2018
- Brother of former FIU great and NFL QB Alex McGough (2014-17)

60



Dallas CONNELL
C | 6-3 | 300 | Sr.
Jacksonville, Florida
First Coast HS

- 2018 All-CUSA Honorable Mention Team on offense
- Played and started in 12 games last season at center
- Part of OL that allowed a FIU record-low eight sacks in 2018
- Played in 13 games as a junior, starting in 12 of those

77



D'Antne DEMERY
OT | 6-5 | 320 | Jr.
Brunswick, Georgia
Brunswick HS/ Hutchinson CC

- 2018 All-CUSA Honorable Mention on offense
- Played and started in 11 games last season at offense tackle
- Part of OL that allowed a FIU record-low eight sacks in 2018
- Transferred to FIU from Hutchinson CC in Kansas

88



Sterling PALMER
TE | 6-6 | 235 | So.
Midlothian, Virginia
Fork Union Military

- 2018 C-USA All-Freshman Team, 2018 ESPN All-Bowl Team
- Played in all 13 games as a true freshman, starting 10 times at TE
- Caught 26 passes for 279 yards and two TDs
- Earned 64 yards receiving and a TD vs. Toledo in 2018 Bahamas Bowl
- Father, Sterling Palmer Sr., played football at Florida State and NFL

90



Noah CURTIS
DE | 6-5 | 248 | Jr.
Delray Beach, Florida
American Heritage

- 2018 All-CUSA Honorable Mention Team on defense
- Played 13 games last season, making 11 starts at DE
- Earned 49 tackles, 22 solos, 3.5 TFL and 1.5 sacks in 2018
- Ranked first among FIU defensive line for tackles

93



Teair TART
DT | 6-3 | 290 | R-Sr.
Philadelphia, Pennsylvania
West Philadelphia HS/ Ellsworth CC

- Played in 12 games in his first season at FIU, making two starts in 2018
- Earned 16.5 tackles, seven TFL, four sacks, one forced fumble, and one pass breakup in 2018
- Transferred to FIU from Ellsworth CC, was a four-star prospect



RICCARDO SILVA STADIUM

Designed by Rossetti Architects, the stadium has a 6,500-square-foot Panther Club on the ground level, an upper concourse for additional fan seating and concessions, a jumbotron scoreboard, and 19 luxury suites. Seating includes chair-back seats and bench seating, all with backrests.

FIU Community Stadium was the first dedicated sports facility at the school, replacing Tamiami Field. Construction officially began on July 24, 1994 and the facility opened on September 24, 1995, as a 7,500-seat football and track stadium. It was built as a joint venture between FIU, Miami-Dade County Public Schools, Miami-Dade Parks, and the Miami-Dade County Youth Fair.

In anticipation of the inaugural FIU Golden Panthers football season in fall 2002, the university placed movable bleachers around the stadium's all-weather running track in 2001, which increased the stadium's capacity to 17,000 seats.

In 2007, the university announced a major expansion and redesign for FIU Stadium. The redesign of FIU Stadium would increase the stadium's capacity to 45,000 fans, to be built in phases. For the first phase of the expansion, the school demolished a large portion of the original 1995 stadium.

The west, south and east sides of FIU Stadium were taken down and construction began on the new, permanent stadium. The expansion was completed in September 2008 for the 2008 football season. Phase one increased the stadium's capacity from 17,000 fans to 18,000, including 1,500 club seats. During construction, the 2007 football team played its home games in the Miami Orange Bowl.

The new facility opened for the first home game of the 2008 football season against the South Florida Bulls on Sept. 20. The Panthers lost 17-9 in front of a crowd of 16,717. The team won its first game in the new stadium FIU finished its first season in the new stadium with three wins and two losses.

In 2009, the university began the second phase of the stadium expansion, which included the construction of a new football field house. Renovations were completed in 2012 and the capacity increased to 20,000 seats.

In April 2011, the field was named Alfonso Field after alumnus David F. Alfonso. The facility also includes a two-story, 50,000-square-foot field house, named for trustee R. Kirk Landon, which includes a 14,000-square-foot weight room. The stadium also includes 8,500 square feet of locker rooms, an equipment room, a full-service athletic training facility, a ticket office, a merchandise area, and an FIU Athletics Hall of Fame.

In 2017, the university agreed to a five year deal to rename the stadium after Riccardo Silva, part owner of Miami FC, which also plays at the stadium. Before the deal, Silva had donated \$3.76 million for various improvements to the stadium including a new playing surface and Jumbotron video scoreboard.

The newly re-named stadium's home opener featured a performance by Grammy nominated Latin star Maluma. Maluma returned to the stadium in April 2018 to record the video for the Spanish language version of Jason Derulo's World Cup 2018 anthem.

ATTENDANCE

TOP 20 HOME CROWDS

| Rnk. | Att. | Opp. | Stadium | Date |
|------|---------|---------------|---------------------|----------|
| 1. | 22,682 | Duke | FIU Stadium | 10/1/11 |
| 2. | *21,010 | Florida A&M | Orange Bowl Stadium | 11/27/04 |
| 3. | 20,205 | UCF | FIU Stadium | 9/17/11 |
| 4. | 19,872 | Rutgers | FIU Stadium | 9/11/10 |
| 5. | 17,961 | Old Dominion | FIU Stadium | 10/24/15 |
| 6. | 17,568 | North Texas | FIU Stadium | 9/1/11 |
| 7. | 17,378 | FAU | FIU Stadium | 11/12/11 |
| 8. | 17,314 | Saint Peter's | FIU Stadium | 8/29/02 |
| 9. | 17,031 | ULM | FIU Stadium | 11/6/10 |
| 10. | 16,961 | East Carolina | FIU Stadium | 11/2/13 |
| 11. | 16,780 | Louisiana | FIU Stadium | 9/24/11 |
| 12. | 16,730 | Middle Tenn. | FIU Stadium | 12/3/05 |
| 13. | 16,717 | No. 12 USF | FIU Stadium | 9/20/08 |
| 14. | 16,628 | Middle Tenn. | FIU Stadium | 12/4/10 |
| 15. | 16,567 | NC Central | FIU Stadium | 9/19/15 |
| 16. | 16,512 | Florida A&M | FIU Stadium | 10/1/05 |
| 17. | 15,891 | Marshall | FIU Stadium | 11/23/13 |
| 18. | 15,852 | Troy | FIU Stadium | 10/25/11 |
| 19. | 15,823 | UCF | FIU Stadium | 9/6/13 |
| 20. | 15,696 | UAB | FIU Stadium | 10/12/13 |

* - FIU was designated home team for Orange Blossom Classic

YEAR-BY-YEAR HOME ATTENDANCE

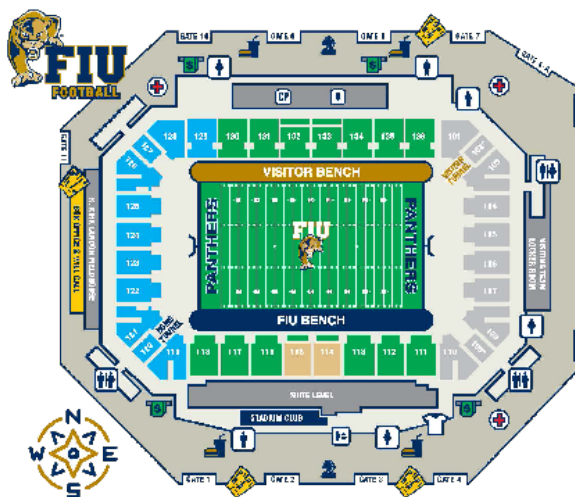
| Year | Home Att. | Dates | Avg. |
|------|-----------|-------|--------|
| 2002 | 54,353 | 7 | 7,765 |
| 2003 | 42,435 | 6 | 7,072 |
| 2004 | 50,473 | 5 | 10,095 |
| 2005 | 77,385 | 5 | 15,477 |
| 2006 | 76,552 | 5 | 15,110 |
| 2007 | 39,909 | 5 | 7,982 |
| 2008 | 69,261 | 5 | 13,852 |
| 2009 | 51,018 | 5 | 10,204 |
| 2010 | 82,724 | 5 | 16,545 |
| 2011 | 110,465 | 6 | 18,411 |
| 2012 | 81,806 | 6 | 13,634 |
| 2013 | 92,728 | 6 | 15,453 |
| 2014 | 95,728 | 8 | 11,966 |
| 2015 | 76,907 | 5 | 15,381 |
| 2016 | 117,526 | 7 | 16,789 |
| 2017 | 100,002 | 7 | 14,286 |
| 2018 | 109,797 | 7 | 15,685 |



Pete Garcia and Riccardo Silva at the ceremony when FIU named its football stadium, Riccardo Silva Stadium, on April 3, 2017

On April 3, 2017, the FIU Athletic Department and Executive Director of Sports and Entertainment Pete Garcia renamed FIU Stadium to Riccardo Silva Stadium. The decision to name the stadium is in recognition of the support given by Riccardo Silva to the FIU Athletic Department since 2015.

Many significant improvements made to the facility, with completion of two major projects. The first is the installation of a new state-of-the-art playing surface. The new surface, FieldTurf's Revolution 360, features fibers that provide for optimal durability, resilience and feel and is used by many top venues.



Riccardo Silva Stadium Address
 11200 SW 8th Street
 Miami, FL 33199
 Modesto A. Maidique Campus

DIRECTIONS

From Miami International Airport:

Take the I-836 WEST exit from the Airport
 Follow the I-836 to the Florida Turnpike
 Take the Florida Turnpike SOUTH exit
 Follow the Florida Turnpike SOUTH to the Bird Road exit (SW 40th Street)
 Take the SW 40th Street exit EAST to SW 117th Avenue
 Turn left onto SW 117th Avenue
 Follow SW 117th Avenue north to SW 2100 Block
 At Miami Dade Fair & Exposition back entrance, turn right

From W Palm Beach/Broward County or the Florida Turnpike north:

Take the Florida Turnpike SOUTH
 Follow the Florida Turnpike SOUTH to the Bird Road exit (SW 40th Street)
 Take the SW 40th Street exit EAST to SW 117th Avenue
 Turn left onto SW 117th Avenue
 Follow SW 117th Avenue north to SW 2100 Block
 At Miami Dade Fair & Exposition back entrance, turn right

| SEATING | GATE INFORMATION | ACCOMMODATIONS |
|----------------------|------------------|----------------------|
| CLUB LEVEL | GATE 1 | TICKET SALES |
| SIDELINE | GATE 2 | BOX OFFICE/WALK CALL |
| ENDZONE | GATE 3 | GUEST SERVICES |
| STUDENT SECTION | GATE 4 | CONCESSIONS |
| NON-ALCOHOL SECTION* | GATE 6 | FIRST AID |
| | GATE 7 | ATM |
| | GATE 8 | RESTROOMS |
| | GATE 9 | ELEVATORS |
| | GATE 10 | MERCANDISE |
| | GATE 11 | RADIO BOOTH |
| | | COMMAND POST |



MR. PRO BOWL

T.Y. Hilton has become one of the NFL's best wideouts as he has earned four Pro Bowl appearances over his professional career. Among his other accomplishments, Hilton was named to the PFWA All-Rookie team and led the league in receiving yards with 1,448 in 2016. During his collegiate career at FIU, Hilton was a two-time All-Sun Belt First Team honoree and was named the Sun Belt Player of the Year in 2010 and Sun Belt Freshman of the Year in 2009.

NFL DRAFT HISTORY

| Year | Player | Pos. | NFL Team | Round/Pick |
|------|-------------------|------|----------------------|-----------------------|
| 2007 | Antwan Barnes | LB | Baltimore Ravens | 4th round, 134th pick |
| 2007 | Chandler Williams | WR | Minnesota Vikings | 7th round, 233rd pick |
| 2011 | Anthony Gaitor | DB | Tampa Bay Buccaneers | 7th round, 222nd pick |
| 2012 | T.Y. Hilton | WR | Indianapolis Colts | 3rd round, 92nd pick |
| 2013 | Johnathan Cyprien | DB | Jacksonville Jaguars | 2nd round, 33rd pick |
| 2013 | Tourek Williams | LB | San Diego Chargers | 6th round, 179th pick |
| 2017 | Jonnu Smith | TE | Tennessee Titans | 3rd round, 100th pick |
| 2018 | Alex McGough | QB | Seattle Seahawks | 7th round, 220th pick |

CURRENT NFL PLAYERS

| FIU Years | Player | Pos. | Current NFL Team | NFL Years Active |
|-----------|-------------------|------|----------------------|------------------|
| 2008-11 | T.Y. Hilton | WR | Indianapolis Colts | 2012-present |
| 2009-12 | Johnathan Cyprien | DB | Philadelphia Eagles | 2013-present |
| 2012-15 | Jeremiah McKinnon | DB | Philadelphia Eagles | 2016-present |
| 2012-16 | Dieugot Joseph | OL | Atlanta Falcons | 2017-present |
| 2013-16 | Jonnu Smith | TE | Tennessee Titans | 2017-present |
| 2017 | Pharoah McKeever | TE | Green Bay Packers | 2018-present |
| 2014-17 | Anthony Wint | LB | New York Jets | 2018-present |
| 2014-17 | Alex McGough | QB | Jacksonville Jaguars | 2018-present |
| 2017-18 | CJ Worton | WR | Atlanta Falcons | 2019-present |
| 2015-18 | Stone Wilson | P | Miami Dolphins | 2019-present |

FIU PLAYERS TO REACH NFL

| Player | Pos. |
|-----------------------|------|
| Antwan Barnes | LB |
| Rupert Bryan, Jr. | FB |
| Johnathan Cyprien | FS |
| Jose Cheeseborough | CB |
| Greg Ellingson | WR |
| Isame Faciane | DT |
| Anthony Gaitor | DB |
| Justin Halley | S |
| Caylin Hauptmann | OT |
| Greg Hickman | DT |
| T.Y. Hilton | WR |
| Dieugot Joseph | OL |
| Andy Leavine | OL |
| Richard Leonard | DB |
| Marshall McDuffie | DB |
| Alex McGough | QB |
| Pharoah McKeever | TE |
| Jeremiah McKinnon | DB |
| Junior Mertile | DB |
| Denzell Perine | DE |
| Chris Smith | CB |
| Jonnu Smith | TE |
| Kevin Timothee | DB |
| Nick Turnbull | DB |
| Michael Wakefield | LB |
| Jeremiah Weatherspoon | DB |
| Chandler Williams | WR |
| Tourek Williams | LB |
| Stone Wilson | P |
| Anthony Wint | LB |
| CJ Worton | WR |



2018 COMBINED STATS



| Date | Opponent | Score | Att. |
|----------------|-------------------|---------|-------|
| Sep 01, 2018 | IND | L 28-38 | 17082 |
| * Sep 08, 2018 | at Old Dominion | W 28-20 | 19243 |
| Sep 15, 2018 | UMASS | W 63-24 | 14695 |
| Sep 22, 2018 | at #21 Miami (FL) | L 17-31 | 59814 |
| Sep 29, 2018 | UAPB | W 55-9 | 14937 |
| * Oct 13, 2018 | MIDDLE TENNESSEE | W 24-21 | 16002 |
| * Oct 20, 2018 | RICE | W 36-17 | 13741 |
| * Oct 27, 2018 | at WKU | W 38-17 | 15138 |
| * Nov 03, 2018 | FAU | L 14-49 | 18478 |
| * Nov 09, 2018 | at UTSA | W 45-7 | 16874 |
| * Nov 17, 2018 | at Charlotte | W 42-35 | 13371 |
| * Nov 24, 2018 | MARSHALL | L 25-28 | 14862 |
| Dec 21, 2018 | vs Toledo | W 35-32 | 13510 |

| Record: | Overall | Home | Away | Neutral |
|----------------|---------|------|------|---------|
| All games | 9-4 | 4-3 | 4-1 | 1-0 |
| Conference | 6-2 | 2-2 | 4-0 | 0-0 |
| Non-Conference | 3-2 | 2-1 | 0-1 | 1-0 |

| Team Statistics | FIU | OPP |
|-------------------------|-----------|------------|
| FIRST DOWNS | 273 | 292 |
| Rushing | 106 | 147 |
| Passing | 143 | 116 |
| Penalty | 24 | 29 |
| RUSHING YARDAGE | 2286 | 2499 |
| Rushing Attempts | 476 | 514 |
| Average Per Rush | 4.8 | 4.9 |
| Average Per Game | 175.8 | 192.2 |
| TDs Rushing | 27 | 20 |
| PASSING YARDAGE | 3194 | 2523 |
| Comp-Att-Int | 251-383-8 | 225-373-17 |
| Average Per Pass | 8.3 | 6.8 |
| Average Per Catch | 12.7 | 11.2 |
| Average Per Game | 245.7 | 194.1 |
| TDs Passing | 27 | 19 |
| TOTAL OFFENSE | 5480 | 5022 |
| Average Per Play | 6.4 | 5.7 |
| Average Per Game | 421.5 | 386.3 |
| KICK RETURNS: #-Yards | 29-504 | 22-426 |
| PUNT RETURNS: #-Yards | 15-219 | 15-171 |
| INT RETURNS: #-Yards | 17-197 | 8-76 |
| FUMBLES-LOST | 17-5 | 12-5 |
| PENALTIES-Yards | 65-609 | 60-572 |
| PUNTS-AVG | 44-43.0 | 50-41.0 |
| TIME OF POSSESSION/Game | 30:44 | 29:16 |
| 3RD-DOWN Conversions | 81/173 | 66/164 |
| 4TH-DOWN Conversions | 15/23 | 15/23 |

| Rushing | gp-gs | att | gain | loss | net | avg | td | lg | avg/g |
|---------------------|-------|-----|------|------|------|-----|----|----|-------|
| Napoleon Maxwell | 13-4 | 128 | 697 | 13 | 684 | 5.3 | 7 | 52 | 52.6 |
| D'Vonte Price | 13-3 | 90 | 571 | 11 | 560 | 6.2 | 5 | 70 | 43.1 |
| Shawndarri Phillips | 11-5 | 94 | 413 | 20 | 393 | 4.2 | 4 | 42 | 35.7 |
| Anthony Jones | 6-4 | 67 | 343 | 5 | 338 | 5.0 | 6 | 38 | 56.3 |
| Christian Alexander | 10-1 | 25 | 197 | 16 | 181 | 7.2 | 2 | 41 | 18.1 |
| Maurice Alexander | 13-9 | 17 | 129 | 14 | 115 | 6.8 | 2 | 51 | 8.8 |
| PETERSON JR., S | 2-0 | 11 | 41 | 0 | 41 | 3.7 | 0 | 7 | 20.5 |
| Stone Wilson | 13-0 | 3 | 27 | 9 | 18 | 6.0 | 0 | 20 | 1.4 |
| ATKINS, Jordan | 1-0 | 2 | 3 | 0 | 3 | 1.5 | 0 | 2 | 3.0 |
| Total | 13 | 476 | 2467 | 181 | 2286 | 4.8 | 27 | 70 | 175.8 |
| Opponents | 13 | 514 | 2749 | 250 | 2499 | 4.9 | 20 | 37 | 192.2 |

| Passing | gp-gs | effic | comp-att-int | pct | yds | td | lg | avg/g |
|---------------------|-------|--------|--------------|-------|------|----|----|-------|
| MORGAN, James | 12-12 | 157.63 | 213-326-7 | 65.3 | 2727 | 26 | 76 | 227.2 |
| Christian Alexander | 10-1 | 133.03 | 36-55-1 | 65.5 | 427 | 1 | 49 | 42.7 |
| Maurice Alexander | 13-9 | 268.00 | 2-2-0 | 100.0 | 40 | 0 | 26 | 3.1 |
| Total | 13 | 154.67 | 251-383-8 | 65.5 | 3194 | 27 | 76 | 245.7 |
| Opponents | 13 | 124.83 | 225-373-17 | 60.3 | 2523 | 19 | 83 | 194.1 |

| Receiving | gp-gs | no. | yds | avg | td | lg | avg/g |
|---------------------|-------|-----|------|------|----|----|-------|
| Maurice Alexander | 13-9 | 40 | 474 | 11.9 | 5 | 76 | 36.5 |
| Christopher Worton | 13-6 | 37 | 627 | 16.9 | 6 | 58 | 48.2 |
| Austin Maloney | 13-10 | 30 | 610 | 20.3 | 5 | 54 | 46.9 |
| Bryce Singleton | 10-2 | 29 | 368 | 12.7 | 2 | 49 | 36.8 |
| PALMER, S. | 13-10 | 26 | 279 | 10.7 | 2 | 36 | 21.5 |
| Tony Gaiter, IV | 13-5 | 24 | 227 | 9.5 | 2 | 35 | 17.5 |
| D'Vonte Price | 13-3 | 15 | 116 | 7.7 | 0 | 34 | 8.9 |
| Anthony Jones | 6-4 | 10 | 37 | 3.7 | 2 | 7 | 6.2 |
| Darius Scott | 10-1 | 9 | 86 | 9.6 | 0 | 26 | 8.6 |
| Napoleon Maxwell | 13-4 | 9 | 38 | 4.2 | 0 | 10 | 2.9 |
| Shermar Thornton | 11-1 | 7 | 134 | 19.1 | 2 | 29 | 12.2 |
| THOMAS, Ivan | 11-2 | 7 | 44 | 6.3 | 0 | 9 | 4.0 |
| Shawndarri Phillips | 11-5 | 4 | 60 | 15.0 | 0 | 35 | 5.5 |
| GASKIN, C. | 5-0 | 3 | 82 | 27.3 | 1 | 75 | 16.4 |
| Collin Olsen | 13-1 | 1 | 12 | 12.0 | 0 | 12 | 0.9 |
| Total | 13 | 251 | 3194 | 12.7 | 27 | 76 | 245.7 |
| Opponents | 13 | 225 | 2523 | 11.2 | 19 | 83 | 194.1 |

| Field Goals | fg | pct. | 01-19 | 20-29 | 30-39 | 40-49 | 50-99 | lg | blk |
|-----------------|-------|------|-------|-------|-------|-------|-------|----|-----|
| Jose Borregales | 14-18 | 77.8 | 0-0 | 6-7 | 3-5 | 4-5 | 1-1 | 53 | 1 |

| Scoring | td | fg | PAT | | | | dxp | saf | pts |
|---------------------|----|-------|-------|------|-----|------|-----|-----|-----|
| | | | kick | rush | rcv | pass | | | |
| Jose Borregales | - | 14-18 | 54-55 | - | - | - | - | 96 | |
| Maurice Alexander | 8 | - | - | - | - | 2-2 | - | 48 | |
| Anthony Jones | 8 | - | - | - | - | - | - | 48 | |
| Napoleon Maxwell | 7 | - | - | - | - | - | - | 42 | |
| Christopher Worton | 6 | - | - | - | - | - | - | 36 | |
| Austin Maloney | 5 | - | - | - | - | - | - | 30 | |
| D'Vonte Price | 5 | - | - | - | - | - | - | 30 | |
| Shawndarri Phillips | 4 | - | - | - | - | - | - | 24 | |
| Tony Gaiter, IV | 2 | - | - | - | 2 | - | - | 16 | |
| Christian Alexander | 2 | - | - | - | 1 | - | - | 14 | |
| Shermar Thornton | 2 | - | - | - | - | - | - | 12 | |
| JACQUES-LOUIS,R | 2 | - | - | - | - | - | - | 12 | |
| PALMER, S. | 2 | - | - | - | - | - | - | 12 | |
| Bryce Singleton | 2 | - | - | - | - | - | - | 12 | |
| GASKIN, C. | 1 | - | - | - | - | - | - | 6 | |
| Total | 58 | 14-18 | 54-55 | - | 3 | 3-3 | - | 450 | |

| Interceptions | no. | yds | avg | td | lg |
|-------------------|-----|-----|------|----|----|
| Richard Dames | 3 | 11 | 3.7 | 0 | 11 |
| Dorian Hall | 3 | 14 | 4.7 | 0 | 14 |
| JACQUES-LOUIS,R | 2 | 91 | 45.5 | 2 | 59 |
| Rishard Dames | 2 | 41 | 20.5 | 0 | 41 |
| FREEMAN, Edwin | 2 | 7 | 3.5 | 0 | 4 |
| Isaiah Brown | 2 | 13 | 6.5 | 0 | 8 |
| S. Thomas-Oliver | 1 | 0 | 0.0 | 0 | 0 |
| Jamal Gates | 1 | 0 | 0.0 | 0 | 0 |
| Olin Cushion, III | 1 | 20 | 20.0 | 0 | 20 |

| Punting | no. | yds | avg | lg | tb | fc | i20 | 50+ | blk |
|--------------|-----|------|------|----|----|----|-----|-----|-----|
| Stone Wilson | 43 | 1893 | 44.0 | 63 | 3 | 21 | 14 | 12 | 1 |
| TEAM | 1 | 0 | 0.0 | 0 | 0 | 0 | 0 | 0 | 0 |

| Punt Returns | no. | yds | avg | td | lg |
|-------------------|-----|-----|------|----|----|
| Maurice Alexander | 15 | 219 | 14.6 | 1 | 69 |
| Total | 15 | 219 | 14.6 | 1 | 69 |
| Opponents | 15 | 171 | 11.4 | 1 | 36 |

| Kick Returns | no. | yds | avg | td | lg |
|-------------------|-----|-----|------|----|----|
| Austin Maloney | 9 | 166 | 18.4 | 0 | 30 |
| Bryce Singleton | 5 | 61 | 12.2 | 0 | 25 |
| Isaiah Brown | 4 | 75 | 18.8 | 0 | 27 |
| Napoleon Maxwell | 3 | 49 | 16.3 | 0 | 39 |
| PHILON, DARIUS | 3 | 54 | 18.0 | 0 | 22 |
| D'Vonte Price | 3 | 67 | 22.3 | 0 | 30 |
| Maurice Alexander | 1 | 16 | 16.0 | 0 | 16 |
| MUNROE, Shamar | 1 | 16 | 16.0 | 0 | 16 |
| Total | 29 | 504 | 17.4 | 0 | 39 |
| Opponents | 22 | 426 | 19.4 | 0 | 51 |

| All Purpose | g | rush | rcv | pr | kr | ir | total | avg/g |
|------------------|----|------|------|-----|-----|-----|-------|-------|
| Maurice Alexand | 13 | 115 | 474 | 219 | 16 | 0 | 824 | 63.4 |
| Austin Maloney | 13 | 0 | 610 | 0 | 166 | 0 | 776 | 59.7 |
| Napoleon Maxwe | 13 | 684 | 38 | 0 | 49 | 0 | 771 | 59.3 |
| D'Vonte Price | 13 | 560 | 116 | 0 | 67 | 0 | 743 | 57.2 |
| Christopher Wort | 13 | 0 | 627 | 0 | 0 | 0 | 627 | 48.2 |
| Total | 13 | 2286 | 3194 | 219 | 504 | 197 | 6400 | 492.3 |
| Opponents | 13 | 2499 | 2523 | 171 | 426 | 76 | 5695 | 438.1 |

2018 TEAM STATS



| Date | Opponent | Rushing | | | | Receiving | | | | Passing | | | | Kick Returns | | | | Punt Returns | | | | tot off |
|-----------|------------------|---------|------|----|----|-----------|------|----|----|-------------|------|----|----|--------------|-----|----|----|--------------|-----|----|----|------------|
| | | no. | yds | td | lg | no. | yds | td | lg | cmp-att-int | yds | td | lg | no. | yds | td | lg | no. | yds | td | lg | |
| Sep 01 | IND | 39 | 170 | 3 | 36 | 17 | 157 | 1 | 35 | 17-28-1 | 157 | 1 | 35 | 3 | 53 | 0 | 27 | 0 | 0 | 0 | 0 | 327 |
| Sep 08 | at Old Dominion | 51 | 189 | 1 | 33 | 19 | 300 | 3 | 49 | 19-31-1 | 300 | 3 | 49 | 3 | 44 | 0 | 17 | 0 | 0 | 0 | 0 | 489 |
| Sep 15 | UMASS | 53 | 329 | 5 | 31 | 16 | 207 | 2 | 38 | 16-23-1 | 207 | 2 | 38 | 2 | 50 | 0 | 30 | 5 | 136 | 1 | 69 | 536 |
| Sep 22 | at Miami (FL) | 24 | 17 | 0 | 10 | 13 | 170 | 2 | 44 | 13-28-1 | 170 | 2 | 44 | 1 | 21 | 0 | 21 | 0 | 0 | 0 | 0 | 187 |
| Sep 29 | UAPB | 29 | 220 | 3 | 70 | 13 | 393 | 4 | 76 | 13-19-0 | 393 | 4 | 76 | 2 | 33 | 0 | 22 | 2 | 29 | 0 | 17 | 613 |
| Oct 13 | MIDDLE TENNESSEE | 28 | 64 | 0 | 10 | 27 | 311 | 2 | 58 | 27-36-0 | 311 | 2 | 58 | 3 | 62 | 0 | 39 | 0 | 0 | 0 | 0 | 375 |
| Oct 20 | RICE | 38 | 217 | 2 | 51 | 20 | 229 | 2 | 33 | 20-29-0 | 229 | 2 | 33 | 1 | 12 | 0 | 12 | 1 | 18 | 0 | 18 | 446 |
| Oct 27 | at WKU | 38 | 197 | 2 | 58 | 19 | 171 | 3 | 52 | 19-28-0 | 171 | 3 | 52 | 3 | 72 | 0 | 30 | 0 | 0 | 0 | 0 | 368 |
| Nov 03 | FAU | 33 | 96 | 0 | 14 | 19 | 234 | 2 | 34 | 19-34-2 | 234 | 2 | 34 | 5 | 79 | 0 | 20 | 0 | 0 | 0 | 0 | 330 |
| Nov 09 | at UTSA | 41 | 149 | 2 | 42 | 20 | 304 | 3 | 45 | 20-30-0 | 304 | 3 | 45 | 0 | 0 | 0 | 0 | 1 | 2 | 0 | 2 | 453 |
| Nov 17 | at Charlotte | 23 | 196 | 2 | 52 | 25 | 294 | 2 | 54 | 25-32-0 | 294 | 2 | 54 | 2 | 16 | 0 | 16 | 3 | 34 | 0 | 25 | 490 |
| Nov 24 | MARSHALL | 36 | 206 | 3 | 37 | 25 | 201 | 0 | 38 | 25-38-2 | 201 | 0 | 38 | 1 | 25 | 0 | 25 | 2 | 0 | 0 | 15 | 407 |
| Dec 21 | vs Toledo | 43 | 236 | 4 | 41 | 18 | 223 | 1 | 36 | 18-27-0 | 223 | 1 | 36 | 3 | 37 | 0 | 17 | 1 | 0 | 0 | 0 | 459 |
| Opponents | | 476 | 2286 | 27 | 70 | 251 | 3194 | 27 | 76 | 251-383-8 | 3194 | 27 | 76 | 29 | 504 | 0 | 39 | 15 | 219 | 1 | 69 | 5480 |
| Opponents | | 514 | 2499 | 20 | 37 | 225 | 2523 | 19 | 83 | 225-373-17 | 2523 | 19 | 83 | 22 | 426 | 0 | 51 | 15 | 171 | 1 | 36 | 5022 |

Games: 13 • Avg/rush: 4.8 • Avg/catch: 12.7 • Pass effic: 154.67 • KR avg: 17.4 • PR avg: 14.6 • All purpose avg/game: 492.3 • Total offense avg/gm: 421.5

| Date | Opponent | Tackles | | | | Sacks no-yds | Fumble | | Pass Defense | | | blkd kick | PAT Attempts | | | off | | | |
|-----------|------------------|---------|-----|-------|----------|-----------------|--------|--------|--------------|-----|------|--------------|--------------|------|-----|-----|-----|-----|-----|
| | | ua | a | total | tfl-yds | | ff | fr-yds | int-yds | qbh | brup | | kick | rush | rcv | saf | t/o | pts | |
| Sep 01 | IND | 67 | 17 | 84 | 3.0-13 | 1.0-9 | 0 | 0-0 | 1-14 | 1 | 2 | 0 | 4-4 | 0 | 0 | 0 | 0 | 7 | 28 |
| Sep 08 | at Old Dominion | 43 | 17 | 60 | 6.0-15 | 2.0-7 | 0 | 0-0 | 0-0 | 3 | 4 | 0 | 4-4 | 0 | 0 | 0 | 0 | 0 | 28 |
| Sep 15 | UMASS | 50 | 23 | 73 | 5.0-28 | 3.0-25 | 0 | 1-0 | 2-59 | 0 | 5 | 0 | 9-9 | 0 | 0 | 0 | 0 | 14 | 63 |
| Sep 22 | at Miami (FL) | 44 | 42 | 86 | 4.0-21 | 2.0-15 | 1 | 1-0 | 1-5 | 0 | 3 | 0 | 2-2 | 0 | 0 | 0 | 0 | 3 | 17 |
| Sep 29 | UAPB | 51 | 25 | 76 | 6.0-15 | 1.0-6 | 2 | 1-0 | 1-11 | 2 | 1 | 0 | 7-7 | 0 | 0 | 0 | 0 | 10 | 55 |
| Oct 13 | MIDDLE TENNESSEE | 56 | 19 | 75 | 7.0-31 | 2.0-5 | 0 | 0-0 | 1-20 | 0 | 2 | 0 | 1-1 | 0 | 1 | 0 | 0 | 0 | 24 |
| Oct 20 | RICE | 38 | 10 | 48 | 4.0-10 | 2.0-8 | 0 | 0-0 | 3-12 | 0 | 2 | 0 | 3-4 | 0 | 0 | 0 | 0 | 9 | 36 |
| Oct 27 | at WKU | 43 | 28 | 71 | 6.0-25 | 2.0-19 | 1 | 0-0 | 1-0 | 1 | 8 | 0 | 5-5 | 0 | 0 | 0 | 0 | 0 | 38 |
| Nov 03 | FAU | 41 | 36 | 77 | 6.0-8 | 0.0-0 | 1 | 0-0 | 0-0 | 1 | 1 | 0 | 2-2 | 0 | 0 | 0 | 0 | 0 | 14 |
| Nov 09 | at UTSA | 35 | 20 | 55 | 6.0-19 | 3.0-11 | 0 | 0-0 | 4-76 | 1 | 5 | 0 | 6-6 | 0 | 0 | 0 | 0 | 14 | 45 |
| Nov 17 | at Charlotte | 48 | 32 | 80 | 7.0-24 | 3.0-16 | 1 | 1-61 | 1-0 | 3 | 2 | 0 | 4-4 | 0 | 1 | 0 | 0 | 7 | 42 |
| Nov 24 | MARSHALL | 49 | 24 | 73 | 3.0-5 | 0.0-0 | 1 | 0-0 | 2-0 | 2 | 3 | 0 | 2-2 | 0 | 1 | 0 | 0 | 0 | 25 |
| Dec 21 | vs Toledo | 29 | 30 | 59 | 5.0-14 | 1.0-6 | 1 | 1-0 | 0-0 | 2 | 5 | 0 | 5-5 | 0 | 0 | 0 | 0 | 7 | 35 |
| Opponents | | 594 | 323 | 917 | 68.0-228 | 23.5-127 | 8 | 5-61 | 17-197 | 16 | 43 | 0 | 54-55 | 0 | 3 | 0 | 0 | 71 | 450 |
| Opponents | | 546 | 353 | 899 | 49.0-142 | 8.0-54 | 9 | 5-5 | 8-76 | 29 | 45 | 2 | 39-39 | 0 | 2 | 0 | 0 | 45 | 328 |

| Date | Opponent | Punting | | | | | | | | | | Field Goals | | | Kickoffs | | | | |
|-----------|------------------|---------|------|------|------|------|----|----|-----|-----|--------|-------------|------|-----|----------|------|----|----|--|
| | | no. | yds | avg | long | blkd | tb | fc | 50+ | i20 | md-att | long | blkd | no. | yds | avg | tb | ob | |
| Sep 01 | IND | 3 | 132 | 44.0 | 50 | 0 | 0 | 2 | 1 | 0 | 0-0 | 0 | 0 | 4 | 291 | 72.8 | 3 | 0 | |
| Sep 08 | at Old Dominion | 6 | 261 | 43.5 | 51 | 0 | 0 | 2 | 1 | 2 | 0-1 | 0 | 0 | 4 | 258 | 64.5 | 3 | 0 | |
| Sep 15 | UMASS | 1 | 47 | 47.0 | 47 | 0 | 1 | 0 | 0 | 0 | 0-0 | 0 | 0 | 10 | 603 | 60.3 | 2 | 1 | |
| Sep 22 | at Miami (FL) | 9 | 423 | 47.0 | 58 | 0 | 2 | 4 | 4 | 1 | 1-1 | 28 | 0 | 2 | 130 | 65.0 | 1 | 0 | |
| Sep 29 | UAPB | 2 | 86 | 43.0 | 47 | 0 | 0 | 2 | 0 | 1 | 2-2 | 40 | 0 | 10 | 716 | 71.6 | 8 | 0 | |
| Oct 13 | MIDDLE TENNESSEE | 1 | 54 | 54.0 | 54 | 0 | 0 | 0 | 1 | 0 | 3-3 | 53 | 0 | 5 | 353 | 70.6 | 5 | 0 | |
| Oct 20 | RICE | 2 | 97 | 48.5 | 51 | 0 | 0 | 1 | 1 | 1 | 3-3 | 47 | 0 | 8 | 571 | 71.4 | 8 | 0 | |
| Oct 27 | at WKU | 2 | 102 | 51.0 | 53 | 0 | 0 | 1 | 1 | 0 | 1-1 | 35 | 0 | 7 | 455 | 65.0 | 4 | 0 | |
| Nov 03 | FAU | 3 | 145 | 48.3 | 63 | 0 | 0 | 2 | 1 | 2 | 0-0 | 0 | 0 | 3 | 195 | 65.0 | 3 | 0 | |
| Nov 09 | at UTSA | 4 | 172 | 43.0 | 51 | 0 | 0 | 2 | 1 | 2 | 1-2 | 23 | 0 | 7 | 463 | 66.1 | 5 | 0 | |
| Nov 17 | at Charlotte | 4 | 137 | 34.2 | 47 | 0 | 0 | 3 | 0 | 4 | 2-2 | 28 | 0 | 8 | 496 | 62.0 | 6 | 0 | |
| Nov 24 | MARSHALL | 3 | 70 | 23.3 | 41 | 1 | 0 | 1 | 0 | 0 | 1-3 | 22 | 1 | 5 | 267 | 53.4 | 1 | 1 | |
| Dec 21 | vs Toledo | 4 | 167 | 41.8 | 52 | 0 | 0 | 1 | 1 | 1 | 0-0 | 0 | 0 | 6 | 277 | 46.2 | 5 | 0 | |
| Opponents | | 44 | 1893 | 43.0 | 63 | 1 | 3 | 21 | 12 | 14 | 14-18 | 53 | 1 | 79 | 5075 | 64.2 | 54 | 2 | |
| Opponents | | 50 | 2050 | 41.0 | 80 | 0 | 5 | 14 | 10 | 14 | 11-18 | 47 | 0 | 62 | 3696 | 59.6 | 26 | 1 | |

FIU Inside Opponent Red-Zone

| Date | Opponent | Score | Times | Times | Total | Rush | Pass | FGs | Failed to score inside RZ | | | | | | | |
|--------------|------------------|---------|-------|--------|-------|------|------|-----|---------------------------|-----|------|-----|------|------|------|---|
| | | | In RZ | Scored | Pts | TDs | TDs | TDs | Made | FGA | Down | Int | Fumb | Half | Game | |
| Sep 01, 2018 | IND | L 28-38 | 3 | 3 | 21 | 3 | 2 | 1 | 0 | 0 | 0 | 0 | 0 | 0 | 0 | 0 |
| Sep 08, 2018 | at Old Dominion | W 28-20 | 3 | 2 | 14 | 2 | 1 | 1 | 0 | 1 | 0 | 0 | 0 | 0 | 0 | 0 |
| Sep 15, 2018 | UMASS | W 63-24 | 6 | 5 | 35 | 5 | 4 | 1 | 0 | 0 | 1 | 0 | 0 | 0 | 0 | 0 |
| Sep 22, 2018 | at Miami (FL) | L 17-31 | 2 | 2 | 10 | 1 | 0 | 1 | 1 | 0 | 0 | 0 | 0 | 0 | 0 | 0 |
| Sep 29, 2018 | UAPB | W 55-9 | 3 | 2 | 10 | 1 | 1 | 0 | 1 | 0 | 0 | 0 | 0 | 0 | 1 | 0 |
| Oct 13, 2018 | MIDDLE TENNESSEE | W 24-21 | 1 | 0 | 0 | 0 | 0 | 0 | 0 | 0 | 1 | 0 | 0 | 0 | 0 | 0 |
| Oct 20, 2018 | RICE | W 36-17 | 3 | 2 | 10 | 1 | 1 | 0 | 1 | 0 | 0 | 0 | 0 | 0 | 1 | 0 |
| Oct 27, 2018 | at WKU | W 38-17 | 5 | 5 | 31 | 4 | 1 | 3 | 1 | 0 | 0 | 0 | 0 | 0 | 0 | 0 |
| Nov 03, 2018 | FAU | L 14-49 | 4 | 2 | 14 | 2 | 0 | 2 | 0 | 0 | 1 | 0 | 0 | 1 | 0 | 0 |
| Nov 09, 2018 | at UTSA | W 45-7 | 7 | 6 | 38 | 5 | 2 | 3 | 1 | 1 | 0 | 0 | 0 | 0 | 0 | 0 |
| Nov 17, 2018 | at Charlotte | W 42-35 | 4 | 4 | 21 | 2 | 0 | 2 | 2 | 0 | 0 | 0 | 0 | 0 | 0 | 0 |
| Nov 24, 2018 | MARSHALL | L 25-28 | 5 | 4 | 25 | 3 | 3 | 0 | 1 | 1 | 0 | 0 | 0 | 0 | 0 | 0 |
| Dec 21, 2018 | vs Toledo | W 35-32 | 3 | 3 | 21 | 3 | 3 | 0 | 0 | 0 | 0 | 0 | 0 | 0 | 0 | 0 |
| Totals | | | 49 | 40 | 250 | 32 | 18 | 14 | 8 | 3 | 3 | 0 | 1 | 2 | 0 | 0 |

40 of 49 (81.6%)

Opponents Inside FIU Red-Zone

| Date | Opponent | Score | Times | Times | Total | Rush | Pass | FGs | Failed to score inside RZ | | | | | | | |
|--------------|------------------|---------|-------|--------|-------|------|------|-----|---------------------------|-----|------|-----|------|------|------|---|
| | | | In RZ | Scored | Pts | TDs | TDs | TDs | Made | FGA | Down | Int | Fumb | Half | Game | |
| Sep 01, 2018 | IND | L 28-38 | 6 | 5 | 31 | 4 | 0 | 4 | 1 | 0 | 0 | 0 | 0 | 0 | 1 | 0 |
| Sep 08, 2018 | at Old Dominion | W 28-20 | 4 | 3 | 13 | 1 | 0 | 1 | 2 | 0 | 1 | 0 | 0 | 0 | 0 | 0 |
| Sep 15, 2018 | UMASS | W 63-24 | 5 | 4 | 24 | 3 | 2 | 1 | 1 | 0 | 0 | 1 | 0 | 0 | 0 | 0 |
| Sep 22, 2018 | at Miami (FL) | L 17-31 | 4 | 3 | 17 | 2 | 0 | 2 | 1 | 0 | 1 | 0 | 0 | 0 | 0 | 0 |
| Sep 29, 2018 | UAPB | W 55-9 | 3 | 3 | 9 | 0 | 0 | 0 | 3 | 0 | 0 | 0 | 0 | 0 | 0 | 0 |
| Oct 13, 2018 | MIDDLE TENNESSEE | W 24-21 | 4 | 3 | 21 | 3 | 3 | 0 | 0 | 0 | 0 | 1 | 0 | 0 | 0 | 0 |
| Oct 20, 2018 | RICE | W 36-17 | 1 | 1 | 7 | 1 | 1 | 0 | 0 | 0 | 0 | 0 | 0 | 0 | 0 | 0 |
| Oct 27, 2018 | at WKU | W 38-17 | 4 | 3 | 17 | 2 | 2 | 0 | 1 | 1 | 0 | 0 | 0 | 0 | 0 | 0 |
| Nov 03, 2018 | FAU | L 14-49 | 5 | 5 | 35 | 5 | 5 | 0 | 0 | 0 | 0 | 0 | 0 | 0 | 0 | 0 |
| Nov 09, 2018 | at UTSA | W 45-7 | 1 | 0 | 0 | 0 | 0 | 0 | 0 | 0 | 1 | 0 | 0 | 0 | 0 | 0 |
| Nov 17, 2018 | at Charlotte | W 42-35 | 6 | 5 | 35 | 5 | 4 | 1 | 0 | 0 | 1 | 0 | 0 | 0 | 0 | 0 |
| Nov 24, 2018 | MARSHALL | L 25-28 | 5 | 2 | 14 | 2 | 0 | 2 | 0 | 1 | 0 | 1 | 0 | 1 | 0 | 0 |
| Dec 21, 2018 | vs Toledo | W 35-32 | 5 | 4 | 25 | 3 | 1 | 2 | 1 | 0 | 0 | 0 | 1 | 0 | 0 | 0 |
| Totals | | | 53 | 41 | 248 | 31 | 18 | 13 | 10 | 2 | 4 | 3 | 1 | 2 | 0 | 0 |

41 of 53 (77.4%)

3rd-Down Conversions

| Date | Opponent | Score | Overall | 1st Qtr | 2nd Qtr | 3rd Qtr | 4th Qtr | Overtime |
|--------------|------------------|---------|-------------|------------|------------|------------|------------|----------|
| Sep 01, 2018 | IND | L 28-38 | 5-12 41.7 | 1-4 25.0 | 1-2 50.0 | 3-5 60.0 | 0-1 0.0 | |
| Sep 08, 2018 | at Old Dominion | W 28-20 | 7-16 43.8 | 1-3 33.3 | 3-5 60.0 | 2-4 50.0 | 1-4 25.0 | |
| Sep 15, 2018 | UMASS | W 63-24 | 4-8 50.0 | 1-2 50.0 | 0-0 0.0 | 2-2 100.0 | 1-4 25.0 | |
| Sep 22, 2018 | at Miami (FL) | L 17-31 | 3-14 21.4 | 0-3 0.0 | 0-3 0.0 | 1-5 20.0 | 2-3 66.7 | |
| Sep 29, 2018 | UAPB | W 55-9 | 3-8 37.5 | 1-3 33.3 | 0-1 0.0 | 0-1 0.0 | 2-3 66.7 | |
| Oct 13, 2018 | MIDDLE TENNESSEE | W 24-21 | 10-17 58.8 | 3-5 60.0 | 3-4 75.0 | 0-2 0.0 | 4-6 66.7 | |
| Oct 20, 2018 | RICE | W 36-17 | 9-16 56.2 | 2-3 66.7 | 3-4 75.0 | 2-3 66.7 | 2-6 33.3 | |
| Oct 27, 2018 | at WKU | W 38-17 | 8-14 57.1 | 3-4 75.0 | 0-2 0.0 | 4-6 66.7 | 1-2 50.0 | |
| Nov 03, 2018 | FAU | L 14-49 | 9-16 56.2 | 1-3 33.3 | 4-6 66.7 | 3-4 75.0 | 1-3 33.3 | |
| Nov 09, 2018 | at UTSA | W 45-7 | 8-16 50.0 | 1-4 25.0 | 3-5 60.0 | 2-4 50.0 | 2-3 66.7 | |
| Nov 17, 2018 | at Charlotte | W 42-35 | 2-8 25.0 | 1-2 50.0 | 0-3 0.0 | 1-2 50.0 | 0-1 0.0 | |
| Nov 24, 2018 | MARSHALL | L 25-28 | 4-13 30.8 | 2-5 40.0 | 2-3 66.7 | 0-4 0.0 | 0-1 0.0 | |
| Dec 21, 2018 | vs Toledo | W 35-32 | 9-15 60.0 | 2-4 50.0 | 2-4 50.0 | 1-2 50.0 | 4-5 80.0 | |
| FIU | | | 81-173 46.8 | 19-45 42.2 | 21-42 50.0 | 21-44 47.7 | 20-42 47.6 | 0-0 0.0 |
| Opponents | | | 66-164 40.2 | 18-45 40.0 | 20-51 39.2 | 11-35 31.4 | 17-33 51.5 | 0-0 0.0 |

4th-Down Conversions

| Date | Opponent | Score | Overall | 1st Qtr | 2nd Qtr | 3rd Qtr | 4th Qtr | Overtime |
|--------------|------------------|---------|------------|-----------|-----------|-----------|-----------|----------|
| Sep 01, 2018 | IND | L 28-38 | 2-2 100.0 | 0-0 0.0 | 0-0 0.0 | 1-1 100.0 | 1-1 100.0 | |
| Sep 08, 2018 | at Old Dominion | W 28-20 | 2-2 100.0 | 0-0 0.0 | 0-0 0.0 | 2-2 100.0 | 0-0 0.0 | |
| Sep 15, 2018 | UMASS | W 63-24 | 2-3 66.7 | 0-0 0.0 | 0-0 0.0 | 0-0 0.0 | 2-3 66.7 | |
| Sep 22, 2018 | at Miami (FL) | L 17-31 | 0-0 0.0 | 0-0 0.0 | 0-0 0.0 | 0-0 0.0 | 0-0 0.0 | |
| Sep 29, 2018 | UAPB | W 55-9 | 1-1 100.0 | 0-0 0.0 | 0-0 0.0 | 0-0 0.0 | 1-1 100.0 | |
| Oct 13, 2018 | MIDDLE TENNESSEE | W 24-21 | 1-3 33.3 | 0-1 0.0 | 1-1 100.0 | 0-1 0.0 | 0-0 0.0 | |
| Oct 20, 2018 | RICE | W 36-17 | 1-1 100.0 | 0-0 0.0 | 0-0 0.0 | 0-0 0.0 | 1-1 100.0 | |
| Oct 27, 2018 | at WKU | W 38-17 | 1-2 50.0 | 1-1 100.0 | 0-1 0.0 | 0-0 0.0 | 0-0 0.0 | |
| Nov 03, 2018 | FAU | L 14-49 | 0-3 0.0 | 0-0 0.0 | 0-1 0.0 | 0-0 0.0 | 0-2 0.0 | |
| Nov 09, 2018 | at UTSA | W 45-7 | 2-2 100.0 | 1-1 100.0 | 1-1 100.0 | 0-0 0.0 | 0-0 0.0 | |
| Nov 17, 2018 | at Charlotte | W 42-35 | 0-0 0.0 | 0-0 0.0 | 0-0 0.0 | 0-0 0.0 | 0-0 0.0 | |
| Nov 24, 2018 | MARSHALL | L 25-28 | 2-2 100.0 | 0-0 0.0 | 0-0 0.0 | 1-1 100.0 | 1-1 100.0 | |
| Dec 21, 2018 | vs Toledo | W 35-32 | 1-2 50.0 | 0-0 0.0 | 0-1 0.0 | 0-0 0.0 | 1-1 100.0 | |
| FIU | | | 15-23 65.2 | 2-3 66.7 | 2-5 40.0 | 4-5 80.0 | 7-10 70.0 | 0-0 0.0 |
| Opponents | | | 15-23 65.2 | 2-5 40.0 | 4-6 66.7 | 4-4 100.0 | 5-8 62.5 | 0-0 0.0 |

Time of Possession

| Date | Opponent | Score | Overall | 1st Qtr | 2nd Qtr | 3rd Qtr | 4th Qtr | Overtime |
|--------------|------------------|---------|--------------|---------|---------|---------|---------|----------|
| Sep 01, 2018 | IND | L 28-38 | 27:25 | 8:29 | 6:22 | 8:40 | 3:54 | |
| Sep 08, 2018 | at Old Dominion | W 28-20 | 34:06 | 6:47 | 6:02 | 12:46 | 8:31 | |
| Sep 15, 2018 | UMASS | W 63-24 | 36:09 | 6:28 | 8:21 | 7:52 | 13:28 | |
| Sep 22, 2018 | at Miami (FL) | L 17-31 | 23:11 | 4:39 | 4:45 | 8:01 | 5:46 | |
| Sep 29, 2018 | UAPB | W 55-9 | 22:50 | 4:17 | 4:35 | 4:46 | 9:12 | |
| Oct 13, 2018 | MIDDLE TENNESSEE | W 24-21 | 34:27 | 9:37 | 7:09 | 8:43 | 8:58 | |
| Oct 20, 2018 | RICE | W 36-17 | 34:48 | 6:11 | 6:14 | 8:24 | 13:59 | |
| Oct 27, 2018 | at WKU | W 38-17 | 33:02 | 9:19 | 4:46 | 11:09 | 7:48 | |
| Nov 03, 2018 | FAU | L 14-49 | 30:24 | 4:08 | 10:19 | 9:37 | 6:20 | |
| Nov 09, 2018 | at UTSA | W 45-7 | 33:22 | 7:43 | 9:45 | 6:51 | 9:03 | |
| Nov 17, 2018 | at Charlotte | W 42-35 | 24:05 | 4:00 | 7:35 | 8:51 | 3:39 | |
| Nov 24, 2018 | MARSHALL | L 25-28 | 32:29 | 10:49 | 7:05 | 8:25 | 6:10 | |
| Dec 21, 2018 | vs Toledo | W 35-32 | 33:11 | 7:04 | 8:33 | 7:04 | 10:30 | |
| FIU | | | Total 399:29 | 89:31 | 91:31 | 111:09 | 107:18 | 0:00 |
| | | | Avg. 30:43 | 6:53 | 7:02 | 8:33 | 8:15 | 0:00 |
| Opponents | | | Total 380:31 | 105:29 | 103:29 | 83:51 | 87:42 | 0:00 |
| | | | Avg. 29:16 | 8:06 | 7:57 | 6:27 | 6:44 | 0:00 |

2018 INDIVIDUAL STATS



| Rushing | gp-gs | att | gain | loss | net | avg | td | lg | avg/g |
|---------------------|-------|-----|------|------|------|------|----|----|-------|
| Napoleon Maxwell | 13-4 | 128 | 697 | 13 | 684 | 5.3 | 7 | 52 | 52.6 |
| D'Vonte Price | 13-3 | 90 | 571 | 11 | 560 | 6.2 | 5 | 70 | 43.1 |
| Shawndarri Phillips | 11-5 | 94 | 413 | 20 | 393 | 4.2 | 4 | 42 | 35.7 |
| Anthony Jones | 6-4 | 67 | 343 | 5 | 338 | 5.0 | 6 | 38 | 56.3 |
| Christian Alexander | 10-1 | 25 | 197 | 16 | 181 | 7.2 | 2 | 41 | 18.1 |
| Maurice Alexander | 13-9 | 17 | 129 | 14 | 115 | 6.8 | 2 | 51 | 8.8 |
| PETERSON JR., S | 2-0 | 11 | 41 | 0 | 41 | 3.7 | 0 | 7 | 20.5 |
| Stone Wilson | 13-0 | 3 | 27 | 9 | 18 | 6.0 | 0 | 20 | 1.4 |
| ATKINS, Jordan | 1-0 | 2 | 3 | 0 | 3 | 1.5 | 0 | 2 | 3.0 |
| MORGAN, James | 12-12 | 27 | 46 | 65 | -19 | -0.7 | 1 | 11 | -1.6 |
| TEAM | 9-0 | 12 | 0 | 28 | -28 | -2.3 | 0 | 0 | -3.1 |
| Total | 13 | 476 | 2467 | 181 | 2286 | 4.8 | 27 | 70 | 175.8 |
| Opponents | 13 | 514 | 2749 | 250 | 2499 | 4.9 | 20 | 37 | 192.2 |

| Passing | gp-gs | effic | comp-att-int | pct | yds | td | lg | avg/g |
|---------------------|-------|--------|--------------|-------|------|----|----|-------|
| MORGAN, James | 12-12 | 157.63 | 213-326-7 | 65.3 | 2727 | 26 | 76 | 227.2 |
| Christian Alexander | 10-1 | 133.03 | 36-55-1 | 65.5 | 427 | 1 | 49 | 42.7 |
| Maurice Alexander | 13-9 | 268.00 | 2-2-0 | 100.0 | 40 | 0 | 26 | 3.1 |
| Total | 13 | 154.67 | 251-383-8 | 65.5 | 3194 | 27 | 76 | 245.7 |
| Opponents | 13 | 124.83 | 225-373-17 | 60.3 | 2523 | 19 | 83 | 194.1 |

| Receiving | gp-gs | no. | yds | avg | td | lg | avg/g |
|---------------------|-------|-----|------|------|----|----|-------|
| Maurice Alexander | 13-9 | 40 | 474 | 11.9 | 5 | 76 | 36.5 |
| Christopher Worton | 13-6 | 37 | 627 | 16.9 | 6 | 58 | 48.2 |
| Austin Maloney | 13-10 | 30 | 610 | 20.3 | 5 | 54 | 46.9 |
| Bryce Singleton | 10-2 | 29 | 368 | 12.7 | 2 | 49 | 36.8 |
| PALMER, S. | 13-10 | 26 | 279 | 10.7 | 2 | 36 | 21.5 |
| Tony Gaiter, IV | 13-5 | 24 | 227 | 9.5 | 2 | 35 | 17.5 |
| D'Vonte Price | 13-3 | 15 | 116 | 7.7 | 0 | 34 | 8.9 |
| Anthony Jones | 6-4 | 10 | 37 | 3.7 | 2 | 7 | 6.2 |
| Darrius Scott | 10-1 | 9 | 86 | 9.6 | 0 | 26 | 8.6 |
| Napoleon Maxwell | 13-4 | 9 | 38 | 4.2 | 0 | 10 | 2.9 |
| Shermar Thornton | 11-1 | 7 | 134 | 19.1 | 2 | 29 | 12.2 |
| THOMAS, Ivan | 11-2 | 7 | 44 | 6.3 | 0 | 9 | 4.0 |
| Shawndarri Phillips | 11-5 | 4 | 60 | 15.0 | 0 | 35 | 5.5 |
| GASKIN, C. | 5-0 | 3 | 82 | 27.3 | 1 | 75 | 16.4 |
| Collin Olsen | 13-1 | 1 | 12 | 12.0 | 0 | 12 | 0.9 |
| Total | 13 | 251 | 3194 | 12.7 | 27 | 76 | 245.7 |
| Opponents | 13 | 225 | 2523 | 11.2 | 19 | 83 | 194.1 |

| Punt Returns | no. | yds | avg | td | lg |
|-------------------|-----|-----|------|----|----|
| Maurice Alexander | 15 | 219 | 14.6 | 1 | 69 |
| Total | 15 | 219 | 14.6 | 1 | 69 |
| Opponents | 15 | 171 | 11.4 | 1 | 36 |

| Interceptions | no. | yds | avg | td | lg |
|-------------------|-----|-----|------|----|----|
| Dorian Hall | 3 | 14 | 4.7 | 0 | 14 |
| Richard Dames | 3 | 11 | 3.7 | 0 | 11 |
| Rishard Dames | 2 | 41 | 20.5 | 0 | 41 |
| Isaiah Brown | 2 | 13 | 6.5 | 0 | 8 |
| JACQUES-LOUIS,R | 2 | 91 | 45.5 | 2 | 59 |
| FREEMAN, Edwin | 2 | 7 | 3.5 | 0 | 4 |
| S. Thomas-Oliver | 1 | 0 | 0.0 | 0 | 0 |
| Jamal Gates | 1 | 0 | 0.0 | 0 | 0 |
| Olin Cushion, III | 1 | 20 | 20.0 | 0 | 20 |
| Total | 17 | 197 | 11.6 | 2 | 59 |
| Opponents | 8 | 76 | 9.5 | 2 | 33 |

| Kick Returns | no. | yds | avg | td | lg |
|-------------------|-----|-----|------|----|----|
| Austin Maloney | 9 | 166 | 18.4 | 0 | 30 |
| Bryce Singleton | 5 | 61 | 12.2 | 0 | 25 |
| Isaiah Brown | 4 | 75 | 18.8 | 0 | 27 |
| D'Vonte Price | 3 | 67 | 22.3 | 0 | 30 |
| Napoleon Maxwell | 3 | 49 | 16.3 | 0 | 39 |
| PHILON, DARIUS | 3 | 54 | 18.0 | 0 | 22 |
| Maurice Alexander | 1 | 16 | 16.0 | 0 | 16 |
| MUNROE, Shamar | 1 | 16 | 16.0 | 0 | 16 |
| Total | 29 | 504 | 17.4 | 0 | 39 |
| Opponents | 22 | 426 | 19.4 | 0 | 51 |

| Fumble Returns | no. | yds | avg | td | lg |
|----------------|-----|-----|------|----|----|
| Sage Lewis | 1 | 61 | 61.0 | 1 | 61 |
| Total | 1 | 61 | 61.0 | 1 | 61 |
| Opponents | 1 | 5 | 5.0 | 0 | 5 |

2018 INDIVIDUAL STATS



| Scoring | td | fg | PAT | | | | dxp | saf | pts |
|---------------------|----|-------|-------|------|-----|------|-----|-----|-----|
| | | | kick | rush | rcv | pass | | | |
| Jose Borregales | - | 14-18 | 54-55 | - | - | - | - | 96 | |
| Anthony Jones | 8 | - | - | - | - | - | - | 48 | |
| Maurice Alexander | 8 | - | - | - | 2-2 | - | - | 48 | |
| Napoleon Maxwell | 7 | - | - | - | - | - | - | 42 | |
| Christopher Worton | 6 | - | - | - | - | - | - | 36 | |
| Austin Maloney | 5 | - | - | - | - | - | - | 30 | |
| D'Vonte Price | 5 | - | - | - | - | - | - | 30 | |
| Shawndarri Phillips | 4 | - | - | - | - | - | - | 24 | |
| Tony Gaiter, IV | 2 | - | - | - | 2 | - | - | 16 | |
| Christian Alexander | 2 | - | - | - | 1 | - | - | 14 | |
| JACQUES-LOUIS,R | 2 | - | - | - | - | - | - | 12 | |
| Bryce Singleton | 2 | - | - | - | - | - | - | 12 | |
| Shermar Thornton | 2 | - | - | - | - | - | - | 12 | |
| PALMER, S. | 2 | - | - | - | - | - | - | 12 | |
| MORGAN, James | 1 | - | - | - | - | 1-1 | - | 6 | |
| GASKIN, C. | 1 | - | - | - | - | - | - | 6 | |
| Sage Lewis | 1 | - | - | - | - | - | - | 6 | |
| Total | 58 | 14-18 | 54-55 | - | 3 | 3-3 | - | 450 | |
| Opponents | 42 | 11-18 | 39-39 | - | 2 | 2-3 | - | 328 | |

| Total Offense | g | plays | rush | pass | total | avg/g |
|---------------------|----|-------|------|------|-------|-------|
| MORGAN, James | 12 | 353 | -19 | 2727 | 2708 | 225.7 |
| Napoleon Maxwell | 13 | 128 | 684 | 0 | 684 | 52.6 |
| Christian Alexander | 10 | 80 | 181 | 427 | 608 | 60.8 |
| D'Vonte Price | 13 | 90 | 560 | 0 | 560 | 43.1 |
| Shawndarri Phillips | 11 | 94 | 393 | 0 | 393 | 35.7 |
| Anthony Jones | 6 | 67 | 338 | 0 | 338 | 56.3 |
| Maurice Alexander | 13 | 19 | 115 | 40 | 155 | 11.9 |
| PETERSON JR., S | 2 | 11 | 41 | 0 | 41 | 20.5 |
| Stone Wilson | 13 | 3 | 18 | 0 | 18 | 1.4 |
| ATKINS, Jordan | 1 | 2 | 3 | 0 | 3 | 3.0 |
| TEAM | 9 | 12 | -28 | 0 | -28 | -3.1 |
| Total | 13 | 859 | 2286 | 3194 | 5480 | 421.5 |
| Opponents | 13 | 887 | 2499 | 2523 | 5022 | 386.3 |

| Field Goals | fg | pct. | 01-19 | 20-29 | 30-39 | 40-49 | 50-99 | lg | blk |
|-----------------|-------|------|-------|-------|-------|-------|-------|----|-----|
| Jose Borregales | 14-18 | 77.8 | 0-0 | 6-7 | 3-5 | 4-5 | 1-1 | 53 | 1 |

| FG Sequence | FIU | Opponents |
|------------------|----------------|-------------------|
| IND | - | (36) |
| Old Dominion | 32 | 42,(30),(39) |
| UMASS | - | (36) |
| Miami (FL) | (28) | (30) |
| UAPB | (23),(40) | (37),50,(45),(31) |
| Middle Tennessee | (44),(53),(45) | 49 |
| RICE | (32),(38),(47) | (47) |
| WKU | (35) | 22,(23) |
| FAU | - | 40 |
| UTSA | 33,(23) | 47 |
| Charlotte | (25),(28) | - |
| Marshall | (22),28,43 | 25 |
| Toledo | - | (28) |

| Punting | no. | yds | avg | lg | tb | fc | i20 | 50+ | blk |
|--------------|-----|------|------|----|----|----|-----|-----|-----|
| Stone Wilson | 43 | 1893 | 44.0 | 63 | 3 | 21 | 14 | 12 | 1 |
| TEAM | 1 | 0 | 0.0 | 0 | 0 | 0 | 0 | 0 | 0 |
| Total | 44 | 1893 | 43.0 | 63 | 3 | 21 | 14 | 12 | 1 |
| Opponents | 50 | 2050 | 41.0 | 80 | 5 | 14 | 14 | 10 | 0 |

| Kickoffs | no. | yds | avg | tb | ob | retn | net | ydln |
|-----------------|-----|------|------|----|----|------|------|------|
| Sean Young | 59 | 3899 | 66.1 | 48 | 0 | | | |
| Jose Borregales | 17 | 987 | 58.1 | 6 | 1 | | | |
| Jordan Woods | 3 | 189 | 63.0 | 0 | 1 | | | |
| Total | 79 | 5075 | 64.2 | 54 | 2 | 19.4 | 41.8 | 23 |
| Opponents | 62 | 3696 | 59.6 | 26 | 1 | 17.4 | 41.0 | 24 |

Numbers in (parentheses) indicate field goal was made.

2018 DEFENSIVE STATS



| ## | Defensive Leaders | gp-gs | Tackles | | | | tfl/yds | Sacks | Pass defense | | | Fumbles | | blkd | | |
|-----------|--------------------|-------|---------|-----|-----|--------|---------|--------|--------------|------|------|---------|----|------|-----|--|
| | | | ua | a | tot | | | no-yds | int-yds | brup | qbh | rcv-yds | ff | kick | saf | |
| 3 | Sage Lewis | 13-13 | 83 | 49 | 132 | 3.5-6 | 1.0-3 | . | 9 | 1 | 1-61 | . | . | . | | |
| 5 | FREEMAN, Edwin | 13-12 | 64 | 33 | 97 | 7.0-11 | 1.0-1 | 2-7 | 1 | 1 | . | 1 | . | . | | |
| 10 | Olin Cushion, III | 13-11 | 43 | 22 | 65 | . | . | 1-20 | 2 | . | . | 1 | . | . | | |
| 90 | Noah Curtis | 13-11 | 22 | 27 | 49 | 3.5-14 | 1.5-7 | . | . | 1 | . | 1 | . | . | | |
| 36 | Dorian Hall | 13-13 | 28 | 18 | 46 | 3.0-9 | 1.0-6 | 3-14 | 1 | . | . | 1 | . | . | | |
| 38 | Richard Dames | 13-4 | 29 | 16 | 45 | 4.0-11 | . | 3-11 | 5 | 1 | . | . | . | . | | |
| 91 | Anthony Johnson | 13-12 | 24 | 16 | 40 | 6.5-32 | 3.5-24 | . | 3 | 7 | . | . | . | . | | |
| 21 | S. Thomas-Oliver | 13-11 | 28 | 12 | 40 | 3.0-6 | . | 1-0 | 10 | . | . | . | . | . | | |
| 59 | Jamal Gates | 13-3 | 23 | 13 | 36 | 1.0-1 | . | 1-0 | . | 2 | . | 1 | . | . | | |
| 99 | Jermaine Sheriff | 13-4 | 19 | 14 | 33 | 5.5-18 | 2.5-13 | . | . | . | . | . | . | . | | |
| 4 | Isaiah Brown | 13-2 | 25 | 7 | 32 | 1.5-3 | . | 2-13 | 5 | . | 1-0 | . | . | . | | |
| 20 | Emmanuel Lubin | 13-13 | 26 | 5 | 31 | 2.5-19 | 1.0-0 | . | 4 | . | . | . | . | . | | |
| 92 | MERCIER, Jason | 13-0 | 13 | 18 | 31 | 1.0-1 | . | . | . | . | 1-0 | . | . | . | | |
| 31 | Tyree Johnson | 13-5 | 23 | 6 | 29 | 2.0-3 | . | . | . | . | . | . | . | . | | |
| 94 | Kevin Oliver | 13-9 | 10 | 17 | 27 | 1.5-8 | 2.0-8 | . | . | 1 | . | . | . | . | | |
| 96 | Josh Little | 11-4 | 16 | 9 | 25 | 2.0-6 | 1.0-5 | . | . | . | . | . | . | . | | |
| 35 | Rishard Dames | 13-0 | 17 | 2 | 19 | 1.5-1 | . | 2-41 | 1 | . | 1-0 | . | . | . | | |
| 93 | TART, Teair | 12-2 | 14 | 5 | 19 | 7.0-36 | 4.0-30 | . | 1 | . | . | 1 | . | . | | |
| 97 | HUMPHREY, T. | 12-8 | 11 | 4 | 15 | 1.0-4 | 1.0-4 | . | . | . | . | . | . | . | | |
| 45 | JACQUES-LOUIS,R | 13-2 | 13 | 2 | 15 | 1.0-5 | 1.0-5 | 2-91 | . | 1 | . | . | . | . | | |
| 7 | Fermin Silva | 4-3 | 6 | 5 | 11 | 3.0-18 | 2.0-15 | . | . | 1 | . | 1 | . | . | | |
| 48 | Josh Powell | 13-1 | 5 | 5 | 10 | 1.0-2 | . | . | . | . | . | . | . | . | | |
| 98 | Jordan Woods | 12-0 | 8 | 2 | 10 | 2.0-2 | . | . | . | . | . | 1 | . | . | | |
| 27 | Benny McCray | 12-0 | 6 | 1 | 7 | . | . | . | . | . | . | . | . | . | | |
| 40 | Daniel Jackson | 13-0 | 5 | 2 | 7 | . | . | . | . | . | . | . | . | . | | |
| 46 | Milford Juste | 7-0 | 3 | 3 | 6 | 1.0-6 | 1.0-6 | . | . | . | . | . | . | . | | |
| 51 | Dimitry Prophete | 13-0 | 5 | . | 5 | . | . | . | . | . | . | . | . | . | | |
| 41 | MUNROE, Shamar | 10-0 | 2 | 3 | 5 | . | . | . | . | . | . | . | . | . | | |
| 95 | Andrew Tarver | 5-0 | 2 | 2 | 4 | . | . | . | . | . | . | . | . | . | | |
| 37 | Romelo Brooks | 11-0 | 2 | . | 2 | . | . | . | . | . | . | . | . | . | | |
| 72 | STRICKLAND, D. | 11-0 | 1 | 1 | 2 | . | . | . | . | . | . | . | . | . | | |
| 24 | D'Vonte Price | 13-3 | 1 | 1 | 2 | . | . | . | . | . | . | . | . | . | | |
| 4G | Shawn O'Gorman | 2-0 | 1 | . | 1 | . | . | . | . | . | . | . | . | . | | |
| TM | TEAM | 9-0 | 1 | . | 1 | . | . | . | . | . | 1-0 | . | . | . | | |
| 42 | JoJo Louis | 4-0 | 1 | . | 1 | 1.0-2 | . | . | . | . | . | . | . | . | | |
| 17 | IRVING JR., L | 1-0 | 1 | . | 1 | 1.0-2 | . | . | . | . | . | . | . | . | | |
| 25 | DUFFY, Aris | 5-0 | 1 | . | 1 | . | . | . | . | . | . | . | . | . | | |
| 9T | THIELE, Estin | 1-0 | . | 1 | 1 | . | . | . | . | . | . | . | . | . | | |
| 34 | Trent McGhee | 3-0 | 1 | . | 1 | . | . | . | . | . | . | . | . | . | | |
| 43 | IRVING, C | 8-0 | 1 | . | 1 | . | . | . | . | . | . | . | . | . | | |
| 85 | DeAndre Williams | 2-0 | . | 1 | 1 | . | . | . | . | . | . | . | . | . | | |
| 2H | Isaiah Hill | 2-0 | 1 | . | 1 | . | . | . | . | . | . | . | . | . | | |
| 61 | Doug Connell | 6-0 | 1 | . | 1 | . | . | . | . | . | . | . | . | . | | |
| 52 | GEORGES, D. | 9-0 | . | 1 | 1 | . | . | . | . | . | . | . | . | . | | |
| 49 | Ulice Gillard, III | 3-0 | 1 | . | 1 | . | . | . | . | . | . | . | . | . | | |
| 16 | Tony Gaiter, IV | 13-5 | 1 | . | 1 | . | . | . | . | . | . | . | . | . | | |
| 30 | Jose Borregales | 13-0 | 1 | . | 1 | . | . | . | 1 | . | . | . | . | . | | |
| 39 | Sean Young | 11-0 | 1 | . | 1 | 1.0-2 | . | . | . | . | . | . | . | . | | |
| 11 | Christopher Worton | 13-6 | 1 | . | 1 | . | . | . | . | . | . | . | . | . | | |
| 23 | Napoleon Maxwell | 13-4 | 1 | . | 1 | . | . | . | . | . | . | . | . | . | | |
| 15 | Austin Maloney | 13-10 | 1 | . | 1 | . | . | . | . | . | . | . | . | . | | |
| 1 | Maurice Alexander | 13-9 | 1 | . | 1 | . | . | . | . | . | . | . | . | . | | |
| Total | | 13 | 594 | 323 | 917 | 68-228 | 22-120 | 17-197 | 43 | 16 | 5-61 | 8 | . | . | | |
| Opponents | | 13 | 546 | 353 | 899 | 49-142 | 8-54 | 8-76 | 45 | 29 | 5-5 | 9 | 2 | . | | |

2018 RETURN STATS



| PUNT RETURNS | No-Yds | IND | ODU | UMASS | UM | UAPB | MT | RICE | WKU | FAU | UTSA | CHA | MAR |
|---------------|--------|-----|-----|-------|----|------|----|------|-----|-----|------|------|-----|
| ALEXANDER, M. | 15-219 | - | - | 5-136 | - | 2-29 | - | 1-18 | - | - | 1-2 | 3-34 | 2-0 |

| KICK RETURNS | No-Yds | IND | ODU | UMASS | UM | UAPB | MT | RICE | WKU | FAU | UTSA | CHA | MAR |
|-----------------|--------|------|------|-------|------|------|------|------|------|------|------|------|------|
| MALONEY, Austin | 9-166 | - | - | - | - | - | 1-18 | 1-12 | 2-56 | 4-63 | - | - | - |
| BROWN, Isaiah | 4-75 | 2-48 | 2-27 | - | - | - | - | - | - | - | - | - | - |
| PRICE, D'Vonte | 3-67 | - | 1-17 | 2-50 | - | - | - | - | - | - | - | - | - |
| SINGLETON, B. | 5-61 | DNP | - | DNP | DNP | - | - | - | - | - | - | 2-16 | 1-25 |
| PHILON, DARIUS | 3-54 | DNP | - | - | 1-21 | 2-33 | DNP | DNP | DNP | DNP | DNP | DNP | DNP |
| MAXWELL, N. | 3-49 | 1-5 | - | - | - | - | 2-44 | - | - | - | - | - | - |
| MUNROE, Shamar | 1-16 | - | DNP | - | - | DNP | - | - | - | 1-16 | - | - | DNP |
| ALEXANDER, M. | 1-16 | - | - | - | - | - | - | - | 1-16 | - | - | - | - |

| INT. RETURNS | No-Yds | IND | ODU | UMASS | UM | UAPB | MT | RICE | WKU | FAU | UTSA | CHA | MAR |
|-----------------|--------|------|-----|-------|-----|------|------|------|-----|-----|------|-----|-----|
| DAMES, Richard | 3-11 | - | - | - | - | 1-11 | - | - | - | - | - | - | 2-0 |
| HALL, Dorian | 3-14 | 1-14 | - | - | - | - | - | - | - | - | 1-0 | 1-0 | - |
| FREEMAN, Edwin | 2-7 | - | - | - | - | - | - | 1-4 | - | - | 1-3 | - | - |
| BROWN, Isaiah | 2-13 | - | - | - | 1-5 | - | - | 1-8 | - | - | - | - | - |
| JACQUES-LOUIS,R | 2-91 | - | - | 1-59 | - | - | - | - | - | - | 1-32 | - | - |
| DAMES, Rishard | 2-41 | - | - | - | - | - | - | 1-0 | - | - | 1-41 | - | - |
| GATES, Jamal | 1-0 | - | - | 1-0 | - | - | - | - | - | - | - | - | - |
| THOMAS-OLIVER | 1-0 | - | - | - | - | - | - | - | 1-0 | - | - | - | - |
| CUSHION III, O. | 1-20 | - | - | - | - | - | 1-20 | - | - | - | - | - | - |

| FUMBLE RETURNS | No-Yds | IND | ODU | UMASS | UM | UAPB | MT | RICE | WKU | FAU | UTSA | CHA | MAR |
|----------------|--------|-----|-----|-------|----|------|----|------|-----|-----|------|------|-----|
| LEWIS, Sage | 1-61 | - | - | - | - | - | - | - | - | - | - | 1-61 | - |

| All Purpose | g | rush | rcv | pr | kr | ir | total | avg/g |
|-------------------|----|------|------|-----|-----|-----|-------|-------|
| Maurice Alexand | 13 | 115 | 474 | 219 | 16 | 0 | 824 | 63.4 |
| Austin Maloney | 13 | 0 | 610 | 0 | 166 | 0 | 776 | 59.7 |
| Napoleon Maxw | 13 | 684 | 38 | 0 | 49 | 0 | 771 | 59.3 |
| D'Vonte Price | 13 | 560 | 116 | 0 | 67 | 0 | 743 | 57.2 |
| Christopher Wor | 13 | 0 | 627 | 0 | 0 | 0 | 627 | 48.2 |
| Shawndarri Philli | 11 | 393 | 60 | 0 | 0 | 0 | 453 | 41.2 |
| Bryce Singleton | 10 | 0 | 368 | 0 | 61 | 0 | 429 | 42.9 |
| Anthony Jones | 6 | 338 | 37 | 0 | 0 | 0 | 375 | 62.5 |
| PALMER, S. | 13 | 0 | 279 | 0 | 0 | 0 | 279 | 21.5 |
| Tony Gaiter, IV | 13 | 0 | 227 | 0 | 0 | 0 | 227 | 17.5 |
| Christian Alexan | 10 | 181 | 0 | 0 | 0 | 0 | 181 | 18.1 |
| Shermar Thornt | 11 | 0 | 134 | 0 | 0 | 0 | 134 | 12.2 |
| JACQUES-LOUI | 13 | 0 | 0 | 0 | 0 | 91 | 91 | 7.0 |
| Isaiah Brown | 13 | 0 | 0 | 0 | 75 | 13 | 88 | 6.8 |
| Darrius Scott | 10 | 0 | 86 | 0 | 0 | 0 | 86 | 8.6 |
| GASKIN, C. | 5 | 0 | 82 | 0 | 0 | 0 | 82 | 16.4 |
| PHILON, DARIU | 4 | 0 | 0 | 0 | 54 | 0 | 54 | 13.5 |
| THOMAS, Ivan | 11 | 0 | 44 | 0 | 0 | 0 | 44 | 4.0 |
| PETERSON JR., | 2 | 41 | 0 | 0 | 0 | 0 | 41 | 20.5 |
| Rishard Dames | 13 | 0 | 0 | 0 | 0 | 41 | 41 | 3.2 |
| Olin Cushion, III | 13 | 0 | 0 | 0 | 0 | 20 | 20 | 1.5 |
| Stone Wilson | 13 | 18 | 0 | 0 | 0 | 0 | 18 | 1.4 |
| MUNROE, Sha | 10 | 0 | 0 | 0 | 16 | 0 | 16 | 1.6 |
| Dorian Hall | 13 | 0 | 0 | 0 | 0 | 14 | 14 | 1.1 |
| Collin Olsen | 13 | 0 | 12 | 0 | 0 | 0 | 12 | 0.9 |
| Richard Dames | 13 | 0 | 0 | 0 | 0 | 11 | 11 | 0.8 |
| FREEMAN, Edw | 13 | 0 | 0 | 0 | 0 | 7 | 7 | 0.5 |
| ATKINS, Jordan | 1 | 3 | 0 | 0 | 0 | 0 | 3 | 3.0 |
| MORGAN, Jame | 12 | -19 | 0 | 0 | 0 | 0 | -19 | -1.6 |
| TEAM | 9 | -28 | 0 | 0 | 0 | 0 | -28 | -3.1 |
| Total | 13 | 2286 | 3194 | 219 | 504 | 197 | 6400 | 492.3 |
| Opponents | 13 | 2499 | 2523 | 171 | 426 | 76 | 5695 | 438.1 |

| | | |
|------------------|------|------------------------------------|
| Rushes | 53 | vs UMASS (Sep 15, 2018) |
| Yards Rushing | 329 | vs UMASS (Sep 15, 2018) |
| Yards Per Rush | 8.5 | at Charlotte (Nov 17, 2018) |
| TD Rushes | 5 | vs UMASS (Sep 15, 2018) |
| Pass attempts | 38 | vs Marshall (Nov 24, 2018) |
| Pass completions | 27 | vs Middle Tennessee (Oct 13, 2018) |
| Yards Passing | 393 | vs UAPB (Sep 29, 2018) |
| Yards Per Pass | 20.7 | vs UAPB (Sep 29, 2018) |
| TD Passes | 4 | vs UAPB (Sep 29, 2018) |
| Total Plays | 82 | at Old Dominion (Sep 08, 2018) |
| Total Offense | 613 | vs UAPB (Sep 29, 2018) |
| Yards Per Play | 12.8 | vs UAPB (Sep 29, 2018) |
| Points | 63 | vs UMASS (Sep 15, 2018) |
| Sacks By | 3 | vs UMASS (Sep 15, 2018) |
| | 3 | at UTSA (Nov 09, 2018) |
| | 3 | at Charlotte (Nov 17, 2018) |
| First Downs | 32 | vs UMASS (Sep 15, 2018) |
| Penalties | 8 | at UTSA (Nov 09, 2018) |
| Penalty Yards | 95 | at UTSA (Nov 09, 2018) |
| Turnovers | 3 | vs IND (Sep 01, 2018) |
| | 3 | vs FAU (Nov 03, 2018) |
| Interceptions By | 4 | at UTSA (Nov 09, 2018) |
| Punts | 9 | at Miami (FL) (Sep 22, 2018) |
| Punting Avg | 54.0 | vs Middle Tennessee (Oct 13, 2018) |
| Long Punt | 63 | vs FAU (Nov 03, 2018) |
| Punts inside 20 | 4 | at Charlotte (Nov 17, 2018) |
| Long Punt Return | 69 | vs UMASS (Sep 15, 2018) |

| | | |
|---------------------|------|---|
| Rushes | 18 | Shawndarri Phillips at Old Dominion (Sep 08, 2018) |
| | 18 | Napoleon Maxwell vs UMASS (Sep 15, 2018) |
| Yards Rushing | 119 | D'Vonte Price at WKU (Oct 27, 2018) |
| TD Rushes | 3 | Anthony Jones vs Toledo (Dec 21, 2018) |
| Long Rush | 70 | D'Vonte Price vs UAPB (Sep 29, 2018) |
| Pass attempts | 36 | MORGAN, James vs Middle Tennessee (Oct 13, 2018) |
| Pass completions | 27 | MORGAN, James vs Middle Tennessee (Oct 13, 2018) |
| Yards Passing | 341 | MORGAN, James vs UAPB (Sep 29, 2018) |
| TD Passes | 4 | MORGAN, James vs UAPB (Sep 29, 2018) |
| Long Pass | 76 | MORGAN, James vs UAPB (Sep 29, 2018) |
| Receptions | 8 | Bryce Singleton vs Middle Tennessee (Oct 13, 2018) |
| Yards Receiving | 144 | Maurice Alexander vs UAPB (Sep 29, 2018) |
| TD Receptions | 2 | Christopher Worton at Miami (FL) (Sep 22, 2018) |
| | 2 | Anthony Jones at Charlotte (Nov 17, 2018) |
| Long Reception | 76 | Maurice Alexander vs UAPB (Sep 29, 2018) |
| Field Goals | 3 | Jose Borregales vs Middle Tennessee (Oct 13, 2018) |
| | 3 | Jose Borregales vs RICE (Oct 20, 2018) |
| Long Field Goal | 53 | Jose Borregales vs Middle Tennessee (Oct 13, 2018) |
| Punts | 9 | Stone Wilson at Miami (FL) (Sep 22, 2018) |
| Punting Avg | 54.0 | Stone Wilson vs Middle Tennessee (Oct 13, 2018) |
| Long Punt | 63 | Stone Wilson vs FAU (Nov 03, 2018) |
| Punts inside 20 | 4 | Stone Wilson at Charlotte (Nov 17, 2018) |
| Long Punt Return | 69 | Maurice Alexander vs UMASS (Sep 15, 2018) |
| Long Kickoff Return | 39 | Napoleon Maxwell vs Middle Tennessee (Oct 13, 2018) |
| Tackles | 18 | Sage Lewis vs IND (Sep 01, 2018) |
| Sacks | 2.0 | TART, Teair vs UMASS (Sep 15, 2018) |
| | 2.0 | Fermin Silva at Miami (FL) (Sep 22, 2018) |
| Tackles For Loss | 2.0 | TART, Teair vs UMASS (Sep 15, 2018) |
| | 2.0 | Fermin Silva at Miami (FL) (Sep 22, 2018) |
| | 2.0 | Jermaine Sheriff vs UAPB (Sep 29, 2018) |
| | 2.0 | FREEMAN, Edwin vs Middle Tennessee (Oct 13, 2018) |
| | 2.0 | Josh Little vs RICE (Oct 20, 2018) |
| | 2.0 | Anthony Johnson at Charlotte (Nov 17, 2018) |
| | 2.0 | TART, Teair at Charlotte (Nov 17, 2018) |
| Interceptions | 2 | Richard Dames vs Marshall (Nov 24, 2018) |

| | | |
|------------------|------|--------------------------------|
| Rushes | 60 | vs FAU (Nov 03, 2018) |
| Yards Rushing | 439 | vs FAU (Nov 03, 2018) |
| Yards Per Rush | 7.3 | vs FAU (Nov 03, 2018) |
| TD Rushes | 5 | vs FAU (Nov 03, 2018) |
| Pass attempts | 38 | vs Toledo (Dec 21, 2018) |
| Pass completions | 28 | vs IND (Sep 01, 2018) |
| Yards Passing | 303 | at Old Dominion (Sep 08, 2018) |
| Yards Per Pass | 11.5 | at Charlotte (Nov 17, 2018) |
| TD Passes | 4 | vs IND (Sep 01, 2018) |
| Total Plays | 82 | vs IND (Sep 01, 2018) |
| Total Offense | 596 | vs FAU (Nov 03, 2018) |
| Yards Per Play | 7.8 | vs FAU (Nov 03, 2018) |
| Points | 49 | vs FAU (Nov 03, 2018) |
| Sacks By | 2 | at Old Dominion (Sep 08, 2018) |
| | 2 | at Miami (FL) (Sep 22, 2018) |
| First Downs | 31 | vs IND (Sep 01, 2018) |
| | 31 | vs FAU (Nov 03, 2018) |
| Penalties | 8 | vs IND (Sep 01, 2018) |
| Penalty Yards | 90 | vs IND (Sep 01, 2018) |
| Turnovers | 4 | at UTSA (Nov 09, 2018) |
| Interceptions By | 2 | vs FAU (Nov 03, 2018) |
| | 2 | vs Marshall (Nov 24, 2018) |
| Punts | 6 | at Old Dominion (Sep 08, 2018) |
| | 6 | vs UAPB (Sep 29, 2018) |
| Punting Avg | 50.0 | at Charlotte (Nov 17, 2018) |
| Long Punt | 80 | vs UAPB (Sep 29, 2018) |
| Punts inside 20 | 4 | at Old Dominion (Sep 08, 2018) |
| Long Punt Return | 36 | at Miami (FL) (Sep 22, 2018) |

2018 OPP. GAME HIGHS



| | | |
|---------------------|------|---|
| Rushes | 30 | LEMAY, Benny, at Charlotte (Nov 17, 2018) |
| Yards Rushing | 184 | SINGLETERY, D, vs FAU (Nov 03, 2018) |
| TD Rushes | 4 | LEMAY, Benny, at Charlotte (Nov 17, 2018) |
| Long Rush | 37 | Porter, Taeyler, vs UAPB (Sep 29, 2018) |
| Pass attempts | 38 | PETERS, Eli, vs Toledo (Dec 21, 2018) |
| Pass completions | 22 | PETERS, Eli, vs Toledo (Dec 21, 2018) |
| Yards Passing | 264 | PETERS, Eli, vs Toledo (Dec 21, 2018) |
| TD Passes | 3 | Ramsey, Peyton, vs IND (Sep 01, 2018) |
| | 3 | Perry, N, at Miami (FL) (Sep 22, 2018) |
| | 3 | PETERS, Eli, vs Toledo (Dec 21, 2018) |
| Long Pass | 83 | LARUSSA, Blake, at Old Dominion (Sep 08, 2018) |
| Receptions | 7 | Harley, M, at Miami (FL) (Sep 22, 2018) |
| Yards Receiving | 150 | DUHART, J., at Old Dominion (Sep 08, 2018) |
| TD Receptions | 2 | Hale, Donovan, vs IND (Sep 01, 2018) |
| | 2 | DUHART, J., at Old Dominion (Sep 08, 2018) |
| | 2 | Cager, L, at Miami (FL) (Sep 22, 2018) |
| | 2 | DURANTE, Jovon, vs FAU (Nov 03, 2018) |
| | 2 | BRADY, Tyre, vs Marshall (Nov 24, 2018) |
| | 2 | JOHNSON, Jon'Vea, vs Toledo (Dec 21, 2018) |
| Long Reception | 83 | DUHART, J., at Old Dominion (Sep 08, 2018) |
| Field Goals | 3 | Gillan, Jamie, vs UAPB (Sep 29, 2018) |
| Long Field Goal | 47 | TOBOLA, Haden, vs RICE (Oct 20, 2018) |
| Punts | 6 | CATE, Bailey, at Old Dominion (Sep 08, 2018) |
| | 6 | Gillan, Jamie, vs UAPB (Sep 29, 2018) |
| Punting Avg | 50.0 | CORBETT, Kyle, at Charlotte (Nov 17, 2018) |
| Long Punt | 80 | Gillan, Jamie, vs UAPB (Sep 29, 2018) |
| Punts inside 20 | 4 | CATE, Bailey, at Old Dominion (Sep 08, 2018) |
| Long Punt Return | 36 | Thomas, J, at Miami (FL) (Sep 22, 2018) |
| Long Kickoff Return | 51 | HARPER, Isaiah, at Old Dominion (Sep 08, 2018) |
| Tackles | 19 | HOLT, Ben, at WKU (Oct 27, 2018) |
| Sacks | 2.0 | XIMINES, Oshane, at Old Dominion (Sep 08, 2018) |
| Tackles For Loss | 3.0 | XIMINES, Oshane, at Old Dominion (Sep 08, 2018) |
| | 3.0 | Willis, G, at Miami (FL) (Sep 22, 2018) |
| Interceptions | 1 | Crawford, J., vs IND (Sep 01, 2018) |
| | 1 | NOYE, Justin, at Old Dominion (Sep 08, 2018) |
| | 1 | MOSES, Lee, vs UMASS (Sep 15, 2018) |
| | 1 | Redwine, S, at Miami (FL) (Sep 22, 2018) |
| | 1 | ROSE, Ocie, vs FAU (Nov 03, 2018) |
| | 1 | YOUNG, Jalen, vs FAU (Nov 03, 2018) |
| | 1 | MOODY, Donyae, vs Marshall (Nov 24, 2018) |
| | 1 | COBB, Omari, vs Marshall (Nov 24, 2018) |