



# 2018-19 FIU PANTHERS MEN'S BASKETBALL GAME NOTES

Primary Contact: Michael Hogan | Phone: (W) 305-348-1496 (C) 813-469-0616 | Email: mihogan@fiu.edu  
Twitter: @FIUHoops | Instagram: FIUAthletics | Facebook: facebook.com/FIUMensBasketball | Web: FIUSports.com

## 2018-19 FIU SCHEDULE/RESULTS

### NOVEMBER

7	Webber International (CUSA TV)	W, 110-84
9	Johnson & Wales (DH) (CUSA TV)	W, 117-47
13	Milwaukee (CUSA TV)	W, 86-83
16	at Fordham ^ (ESPN+)	L, 83-77
17	vs. Columbia ^	W, 98-87
18	vs. Youngstown State ^	W, 102-93
23	Ave Maria (CUSA TV)	W, 104-82
28	at Florida Gulf Coast (ESPN+)	W, 81-80

### DECEMBER

1	at Arkansas (SEC Network Plus)	L, 121-89
13	North Florida (CUSA TV)	W, 102-89
18	USF (CUSA TV)	L, 82-72
20	Florida Memorial (CUSA TV)	W, 108-67
30	at Ohio	L, 68-66

### JANUARY

3	at Middle Tennessee * (ESPN+)	W, 83-76
5	at UAB * (ESPN+)	L, 84-65
10	Charlotte * (CUSA TV)	W, 69-66
12	Old Dominion * (ESPN+)	L, 75-74
17	at WKU * (beIN Sports)	W, 77-76
19	at Marshall * (ESPN+)	L, 105-97
23	at Florida Atlantic * (CUSA TV)	W, 78-74
26	Florida Atlantic * (CUSA TV)	L, 89-72
31	Southern Miss * (CUSA TV)	L, 89-73

### FEBRUARY

2	Louisiana Tech * (ESPN+)	W, 75-69
7	at UTSA * (ESPN+)	L, 100-67
9	at UTEP * (CUSA TV)	L, 85-75
14	Rice * (CUSA TV)	W, 86-65
16	North Texas * (ESPN+)	W, 69-59
23	at Florida Atlantic *	W, 79-76

### MARCH

3	Louisiana Tech *	W, 83-76
6	at Marshall *	L, 94-78
9	North Texas *	W, 73-58
13	vs. (10) North Texas # (ESPN+)	L, 71-57
23	at Texas State &	7 p.m. ET

^ Johnny Bach Classic Hosted by Fordham University, Bronx, N.Y.

\* Conference USA Game

# Conference USA Tournament, Frisco, Texas

& College Insiders Tournament (CIT)

All times are Eastern time and are subject to change

## GAME 33 | SAT., MARCH 23 | 7 P.M. ET | STRAHAN ARENA, SAN MARCOS, TEXAS

### FIU PANTHERS 19-13



AT



### TEXAS STATE BOBCATS 24-9

Last Game \_ March 13 vs. North Texas (C-USA Trn.), L, 71-57  
Next Game \_ CIT Second Round, Oppt. TBA (If nec.), TBA  
Head Coach \_ Jeremy Ballard  
Alma Mater \_ Colgate, 2003  
Career Record \_ 19-13 (First season)  
at FIU \_ Same

Last Game \_ March 16 vs. Georgia St. (Sun Belt Trn.), L, 59-46  
Next Game \_ CIT Second Round, Oppt. TBA (If nec.), TBA  
Head Coach \_ Danny Kaspar  
Alma Mater \_ North Texas, 1978  
Career Record \_ 98-98 (Sixth season)  
at Texas State \_ 563-290 (28th season)

## GAMEDAY INFORMATION

TV/Video \_ FIUSports.com (via MBB schedule)  
\_ Bill Culhane (Play-by-play)  
\_ None  
Radio/Audio \_ ktsw.txstate.edu/FIUSports.com

Live Stats \_ FIUSports.com  
Series \_ First meeting  
Twitter Updates \_ @FIUHoops  
Tickets \_ Texas State Ticket Office 512-245-2272

## QUICK HITS

■ FIU advances to its second postseason tournament in program history, as it faces Texas State in the first round of the Collegeinsiders.com Tournament ... It's the Panthers' first postseason appearance since facing UCLA in the 1995 NCAA Tournament (L, 92-56).

■ The Panthers come into their game with the Bobcats looking for their sixth win in the last eight games.

■ FIU is coming off a 71-57 loss to North Texas on March 13, in the first round of the Conference USA Tournament ... Brian Beard, Jr. scored 13 points and Devon Andrews and Osasumwen Osaghae added 10 points apiece.

■ Through March 20, Brian Beard, Jr. is fourth in the NCAA in steals-per-game (2.9) and total steals (94) ... Osasumwen Osaghae is fourth in blocked shots-per-game (3.1) ... FIU is also first nationally in steals (10.6).


## FIU PROBABLE STARTERS



G | 4 | Sr.

**BRIAN  
BEARD, JR.**

PPG	17.3
RPG	3.3
APG	6.1
SPG	2.9



G | 1 | So.

**ISAIAH  
BANKS**


PPG	6.0
RPG	1.8
APG	1.0
SPG	1.2



G | 5 | Fr.

**ANTONIO  
DAYE, JR.**

PPG	8.7
RPG	3.0
APG	2.6
SPG	1.6



F | 10 | R-Jr.

**DEVON  
ANDREWS**

PPG	14.9
RPG	5.1
APG	1.4
SPG	1.7



C | 34 | Jr.

**OSASUMWEN  
OSAGHAЕ**

PPG	8.4
RPG	8.5
BPG	3.1
SPG	0.7

## FIU QUICK FACTS

## THE UNIVERSITY

City/Zip Code	Miami, Fla./33199
Founded/Opened	1965/1972
Enrollment	56,000
Nickname	Panthers
Arena	Ocean Bank Convocation Center
Capacity	5,000
Affiliation	NCAA Division I
Conference	Conference USA
President	Dr. Mark B. Rosenberg
Faculty Representative	Dr. Pete E.C. Markowitz
Exec. Dir. of Sports & Entertainment	Pete Garcia
Senior Woman Administrator	Julie Berg

## BASKETBALL HISTORY

First Year	1981-82
All-Time Record*	427-648 (38th year)
Actual On-Court Record	444-632
All-Time C-USA Record	43-63 (Sixth season)
All-Time Sun Belt Record**	71-162/.307 ('98-'99 - '12-'13)
Actual On-Court Sun Belt	80-160/.333
All-Time TAAC Record	58-48/.547 ('91-'92 - '97-'98)
All-Time Post-Season	18-22 (14-20)***
C-USA Tournament	1-4
Sun Belt Tournament	9-14 (6-14)***
TAAC Tournament	8-5
TAAC Champions	1995
NCAA Tournament	0-1
Years in NCAA Tourn./Last	1/1995
Last NCAA opponent	UCLA
Result	Lost, 92-56, NCAA First Round
Post-Season NIT	N/A
All-Time Division I Record	325-499/.394 (292-499/.369)*
All-Time Division II Record	84-77/.522 ('81-'82 - '86-'87)

\* Vacated 32 wins from 2002-03 to 2005-06 due to NCAA sanctions.

\*\* Vacated nine conference wins from 2003-04 to 2005-06 due to NCAA sanctions.

\*\*\* Vacated three conference tourney wins due to NCAA sanctions.

## COACHING STAFF

Head Coach	Jeremy Ballard
Alma Mater, Year	Colgate '03
Record at FIU (Years)	19-13 (First season)
Career Record (Years)	Same
C-USA Record (Years)	10-8 (First season)
Associate Head Coach	David Cason, Illinois State '96
Assistant Coaches	Jesse Bopp, Plymouth State '07 Joey Rodriguez, VCU '11
Director of Basketball Operations	Mike Oliva, FIU '12, '14
Asst. Dir. Basketball Operations	Zavier Anderson, Clemson '11
Assist Strength & Conditioning	Thomas Carroll, Miami (Fla.) '05

## ATHLETIC MEDIA RELATIONS

Director of Sports Information/Basketball Contact	Michael Hogan
Office Phone	(305) 348-1496
Cell Phone	(813) 469-0616
E-mail	mihogan@fiu.edu

## 2018-19 FIU PANTHERS



► Sitting (L-R): Cordell Veira, Isaiah Banks, Brian Beard, Jr., Antonio Daye, Jr., Cameron Corcoran, Marcus Burwell.  
Standing (L-R): Osasumwen Osaghae, Devon Andrews, Trejon Jacob, Willy Nunez, Jr., Michael Douglas, Phillip Smith, James Ametembe, Elhadji Dieng.

No.	Name	P	Ht.	Wt.	Yr.	Hometown/Previous School/High School
0	Phillip Smith	F/G	6-4	183	Fr.	Potomac, Md./The Bullis School
1	Isaiah Banks	G	6-5	180	So.	Conyers, Ga./Heritage
2	Cordell Veira	G	6-4	190	So.	Etobicoke, Ontario, Canada/John Polanyi Institute
3	Trejon Jacob	G	6-5	175	Jr.	Raleigh, N.C./Seminole State College/Millbrook
4	Brian Beard Jr.	G	5-10	175	Sr.	Rancho Cucamonga, Calif./Chaffey College/Rancho Cucamonga
5	Antonio Daye, Jr.	G	6-1	188	Fr.	Durham, N.C./Ft. Lauderdale (Fla.)
10	Devon Andrews	F	6-6	190	R-Jr.	Lorain, Ohio/Pratt C.C./Kent State/Lorain
15	James Ametembe ^	F	6-5	210	Fr.	Accre, Ghana/Westwood Christian School (Fla.)
20	Willy Nunez Jr.	G	6-6	185	R-Jr.	Orlando, Fla./Indian River State College/Oak Ridge
22	Elhadji Dieng	C	6-11	245	Sr.	Mbour, Senegal/Sheridan College/Canarias Basketball Acad.
31	Michael Douglas	F	6-5	210	Sr.	Sachse, Texas/Sachse
34	Osasumwen Osaghae	F	6-7	250	Jr.	Miami, Fla./Robert Morgan H.S. (Southridge Senior)
55	Cameron Corcoran *	G	6-1	170	So.	Orlando, Fla./UALR/Orlando Christian Prep

\* Must sit 2018-19 out due to NCAA transfer rules | ^ Walk-on


## FIU BASKETBALL STAFF

Head Coach: Jeremy Ballard (Colgate '03) – First season at FIU/First overall as head coach  
Associate Head Coach: David Cason (Illinois State '96) – First season at FIU  
Assistant Coach: Jesse Bopp (Plymouth State '07) – First season at FIU  
Assistant Coach: Joey Rodriguez (VCU '11) – First season at FIU  
Director of Basketball Operations: Mike Oliva (FIU '12, '14) – Seventh season at FIU  
Assistant Director of Basketball Operations: Xavier Anderson (Clemson '11) – First season at FIU  
Strength and Conditioning: Thomas Carroll (Miami '05)  
Certified Athletic Trainer: Mick Thompson (Indiana '10, FIU '14)

## PRONUNCIATION GUIDE

Isaiah Banks: I-ZAY-uh  
Elhadji Dieng: El-HAH-gee Dang  
Trejon Jacob: TRAY-john  
Willy Nunez: Noon-YEZ  
Osasumwen Osaghae: Oh-SAH-Soo Oh-SAH-Guy  
Cordell Veira: Vee-AIR-uh  
James Ametembe: M-uh-TEP-A  
David Cason: KAY-sahn

## HEAD COACH JEREMY BALLARD | 19-13 CAREER RECORD | 10-8 CONFERENCE USA RECORD



Jeremy Ballard was officially introduced as the ninth head coach in the history of the FIU men's basketball program on April 23,

2018, at a press conference in the Ocean Bank Convocation Center.

Ballard arrives at FIU after serving as associate head coach at VCU in 2017-18. He has spent 14 seasons as an assistant coach at the Division I level with coaching stints at Pitt, Illinois State, VCU, Tulsa and his alma mater Colgate.

As associate head coach at VCU, Ballard was reunited with current VCU head coach Mike Rhoades, who he coached with prior on the staff of former VCU head coach and current Texas head coach Shaka Smart. Ballard's main focus was VCU's defense. The Rams finished 18-15 this past season and advanced to the Atlantic 10 Conference Quarterfinals. Forward Justin Tillman was named All-Atlantic 10 Conference First Team, as well as to the All-Defensive Team.

His most successful stretch came with the Rams from 2012-15. Ballard helped lead VCU to a 79-28 mark and three straight NCAA Tournament appearances during his initial tenure in Richmond from 2012-15. During that time, VCU won at least 26 games each season and finished each season ranked in the Associated Press Top-25. In all, Ballard coached three eventual NBA players at VCU, including Troy Daniels, Briante Weber and Treveon Graham.

At the time of his hiring at FIU, Ballard was the sixth former Smart assistant to become a head coach. Rhoades, Will Wade (LSU), Mike Jones (Radford), Jamion Christian (Mount St. Mary's), and Mike Morrell (UNC Asheville) are the others.

Ballard served as an assistant on Kevin Stallings' Pitt staff during the 2016-17 season, where he coached All-ACC Third Team and USBWA All-District II forward Michael Young and All-ACC Honorable Mention selection Jamel Artis. Young led the ACC in scoring averaging 19.6 points per game. Young went on to sign with the Washington Wizards while Artis signed with the Orlando Magic.

In 2015-16, Ballard helped guide Illinois State to an 18-14 overall record and a 12-6 Missouri Valley Conference mark, which tied for sec-

ond place and signified ISU's highest league finish and most conference wins since 2007-08. Working primarily with Illinois State's forwards, Ballard helped MiKYLE McIntosh earn MVC Most-Improved Team accolades. McIntosh was also a 2016 All-MVC Honorable Mention Team selection.

In 2014-15, Ballard helped VCU to its first Atlantic 10 Conference Tournament title. VCU was ranked as high as No. 10 in the Associated Press Top-25 Poll during that period, and on his watch, the Rams earned five all-conference accolades, including two first-team honors.

During his first year as an assistant with the Rams, Ballard worked closely with shooting guard Troy Daniels, who would set a VCU single-season school record with 124 3-pointers. Daniels has since played for four NBA franchises. He signed a multiyear contract extension with the Memphis Grizzlies in 2016 and currently is with the Phoenix Suns.

Ballard's three seasons on Smart's staff at VCU (2012-15) were preceded by five seasons at Tulsa (2007-12) where he helped guide the Golden Hurricane to 109 victories, including three 20-plus win seasons. Tulsa had nine all-conference honorees, including a

first-team selection in each of his final four seasons with the Golden Hurricane. Ballard either recruited or coached three NBA players – Jordan Clarkson, Jerome Jordan, and Ben Uzoh – during his time at Tulsa.

In his first season, Tulsa piled up 25 wins and a berth in the Conference USA championship game. The Golden Hurricane eventually won the inaugural College Basketball Invitational Championship and that postseason appearance was followed by back-to-back National Invitation Tournament showings.

Prior to his time with the Golden Hurricane, Ballard was an assistant at his alma mater Colgate University (2004-07). During his time as a student-athlete at Colgate, Ballard won the prestigious ECAC Merit Medal Award twice, becoming only the third player in Colgate history to do so. He twice earned Patriot League Academic Honor Roll recognition and was given the title of the team's best defensive player by the coaching staff during his senior season. Ballard also served as a captain during his senior season.

An Atlanta native, Ballard graduated from Colgate in 2003 with a bachelor's degree in English and a minor in religion. He has a son, Khalif Jamal.

## THE BALLARD FILE

## AS HEAD COACH...

Year	School	Record	Postseason
2018-19	FIU	19-13	0-1
Overall		19-13	0-1

## BALLARD MILESTONE GAMES

## FIRST GAME AS HEAD COACH

Nov. 8, 2018 vs. Webber International, W, 101-84

## FIRST CAREER HEAD COACHING WIN

Nov. 8, 2018 vs. Webber International, W, 101-84

## FIRST CAREER C-USA GAME AS HEAD COACH

Jan. 3, 2019 at Middle Tennessee, W, 83-76

## FIRST CAREER C-USA WIN

Jan. 3, 2019 at Middle Tennessee, W, 83-76

## FIRST CAREER C-USA TOURNAMENT GAME

March 13, 2019 vs. North Texas, L, 71-57

## AS ASSISTANT COACH...

Year	School	Record	Postseason
2004-05	Colgate	12-16	-
2005-06	Colgate	10-19	-
2006-07	Colgate	10-19	-
2007-08	Tulsa	27-14	CBI Finals
2008-09	Tulsa	27-11	NIT 2nd Rd.
2009-10	Tulsa	23-12	NIT 1st Rd.
2010-11	Tulsa	20-13	-
2011-12	Tulsa	19-14	-
2012-13	VCU	27-9	NCAA 2nd Rd.
2013-14	VCU	26-9	NCAA 1st Rd.
2014-15	VCU	26-10	NCAA 1st Rd.
2015-16	Illinois St.	18-14	-
2016-17	Pitt	16-17	-
2017-18	VCU	18-15	-

## JEREMY BALLARD HEAD COACHING RECORD BREAKDOWN

Year	Overall	Home	Road	Neutral	Conf.	Postseason
2018-19	19-13	12-4	5-8	2-1	10-8	0-1
Totals	19-13	12-4	5-8	2-1	10-8	0-1



## TALE OF THE TAPE

## THE TEXAS STATE SERIES

Series Record	First meeting
FIU at home	0-0
FIU at Texas State	0-0
FIU at neutral site	0-0
First meeting	-
Last meeting	-
Last FIU win	-
Last Texas State win	-
Current streak	None

## STATISTICAL COMPARISON

FIU		TSU
19-13	Overall Record	24-9
44.1	Field Goal%	44.4
30.6	3-Pt. Field Goal%	32.9
63.9	Free Throw%	68.2
45.5	Oppt. Field Goal%	40.9
33.8	Oppt. 3-Pt. Field Goal%	30.8
69.4	Oppt. Free Throw%	72.8
36.0	Rebounding Avg.	37.8
-7.1	Rebounding Margin	+5.9
14.7	Assists/Gm.	14.6
14.0	Turnovers/Gm.	13.3
4.6	Blocks/Gm.	2.5
10.6	Steals/Gm.	6.9
82.6	Points/Gm.	72.4
79.8	Points Allowed/Gm.	64.2

## FIU CAREER STATS VS. TEXAS STATE

No.	Name	G	Ppg	Rpg	Appg
0	Smith	0	0.0	0.0	0.0
1	Banks	0	0.0	0.0	0.0
2	Veira	0	0.0	0.0	0.0
3	Jacob	0	0.0	0.0	0.0
4	Beard, Jr.	0	0.0	0.0	0.0
5	Daye, Jr.	0	0.0	0.0	0.0
10	Andrews	0	0.0	0.0	0.0
15	Ametepe	0	0.0	0.0	0.0
20	Nunez, Jr.	0	0.0	0.0	0.0
22	Dieng	0	0.0	0.0	0.0
31	Douglas	0	0.0	0.0	0.0
34	Osaghae	0	0.0	0.0	0.0

## PANTHERS' CAREER STARTS &amp; GAMES PLAYED

No.	Name	15-16	16-17	17-18	18-19	Tot	GP
0	Smith	-	-	-	-	-	7
1	Banks	-	-	-	7	7	52
2	Veira	-	-	1	-	1	49
3	Jacob	-	-	29	23	52	61
4	Beard, Jr.	-	-	31	32	32	63
5	Daye, Jr.	-	-	-	18	18	32
10	Andrews	-	-	-	31	31	31
15	Ametepe	-	-	-	-	-	11
20	Nunez, Jr.	-	-	-	9	9	37
22	Dieng	-	-	19	15	34	52
31	Douglas	-	2	5	1	8	116
34	Osaghae	-	-	1	17	18	60

## FOR TICKET INFORMATION

■ To purchase tickets to the Collegeinsiders.com Tournament first round game, contact the Texas State ticket office at 512-245-2272.

■ For ticket questions, or to purchase tickets for FIU home games, please visit FIUSports.com or call 305-FIU-GAME.

## UP NEXT FOR FIU

■ The winner of the FIU-Texas State game will advance to the second round of the Collegeinsiders.com Tournament ... Opponent, date and time are to be announced.

## SCOUTING TEXAS STATE

■ Texas State comes into its game with FIU sporting a 24-9 record overall, while posting a 12-6 slate in the Sun Belt Conference ... The Bobcats are 7-4 in their last 11 games after starting the season 17-5 ... Texas State was eliminated in the quarterfinals of the Sun Belt Tournament by eventual tournament champion, Georgia State, 59-46, on March 16.

■ The Bobcats' 24 wins were tied for the most in the Sun Belt, with Georgia State, and their 12 league wins were tied for the second most.

■ Texas State places two players in double figures in the scoring column, led by Nijal Pearson, who is averaging 16.4 points-per-game on the year, and is second in rebounding, grabbing 5.1 boards-per-outing ... Tre Nottingham is second in scoring, netting 13.8 points-per-contest ... Alex Peacock is the team leader on the boards, grabbing 6.2 rebounds-per-outing.

## THE SERIES AGAINST THE BOBCATS

■ Saturday will be the first-ever meeting between FIU and Texas State.

## LAST TIME OUT

■ No. 7 seed FIU ran into a buzz saw on March 13, as 10th-seeded North Texas handed a 71-57 loss to the Panthers in the first round of the 2019 Air Force Reserve Conference USA Basketball Tournament, at The Ford Center at the Star in Frisco, Texas.

■ Brian Beard, Jr. scored a team-high 13 points and dished out five assists, while Devon Andrews and Osasumwen Osaghae added 10 points apiece ... Osaghae also grabbed a game-high 12 rebounds for his seventh-career double-double, and his third in the last four games, and had six blocked shots, equaling the third most blocks in a C-USA Tournament game.

■ North Texas jumped out in the first half and took control of the game and never looked back ... The Mean Green shot 48.4 percent (15-for-31) in the first stanza while the Panthers shot just 31 percent (9-for-29) en route to a 39-22 lead at the half ... FIU looked to make a comeback in the second half by cutting the North Texas lead down to 11 points, 44-33, with just over 15 minutes left on a Trejon Jacob layup ... The Mean Green, however used an 8-0 run to push the lead back to 19 points, with 12:53 left, and then eventually a game-high 21 points, 64-43, with just over six minutes remaining.

■ North Texas dominated the Panthers on the boards, outrebounding FIU, 49-25, and 20-12 on the offensive glass, which led to a 21-10 second chance points advantage.

## BRIAN BEARD, JR. &amp; OSASUMWEN OSAGHAE EARN POSTSEASON ALL-C-USA HONORS

■ FIU men's basketball standouts Brian Beard, Jr. and Osasumwen Osaghae have been rewarded after impressive seasons with the Panthers ... Beard, Jr. was named to the All-Conference USA Second Team and to the league's All-Defensive Team, while Osaghae

## FIU WEEKLY MEDIA PLANNER

MON. 18	TUE. 19	WED. 20	THURS. 21	FRI. 22	SAT. 23	SUN. 24
TBA	TBA	TBA	TBA	Travel day; depart for Texas	FIU at Texas State, 7 p.m. ET	TBA

## JEREMY BALLARD A FINALIST FOR JOE B. HALL NATIONAL &amp; BEN JOBE COACH OF THE YEAR AWARDS



■ Jeremy Ballard has been named a finalist for the Joe B. Hall National Coach of the Year Award, presented to the nation's top first-year head coach, in addition to being tabbed a finalist for the Ben Jobe Award given to the top minority coach in America. Both awards are presented by Collegeinsiders.com.



joins his teammate as an All-Defensive selection, the conference announced March 11.

■ Beard, Jr. finished the regular season leading the team in scoring, averaging 17.4 points-per-contest, which is good enough for seventh in Conference USA ... Earlier this season, Beard, Jr. became the seventh player in program history to join the 1,000-point club ... He is also tops on the team, and second in C-USA, in assists, handing out 6.1 per-outing.

■ On the defensive side of the ball, Beard, Jr. has led the conference all season in steals, and has been among the nation's leaders in Division I, ranking fourth in steals-per-game (2.9) and total steals (94) through March 20 ... He has registered five-or-more steals in a game six times this year ... For the second-straight season, Beard, Jr. set the school's single-season steals mark, and moved into second place on FIU's all-time steals list with 184.

■ Osaghae has been a dominating presence in the paint, on the defensive end of the court, for the Panthers all season ... The former walk-on leads the team and C-USA in blocked shots, averaging 3.1 rejections-per-game ... He is also fourth in the nation in blocks-per-game and sixth in total blocks (89) ... Osaghae has swatted four-or-more shots in a game this year 10 times, including a career-high seven against Charlotte on Jan. 10.

### FILLING THE BUCKET AT HOME

■ FIU is currently averaging 85.9 points-per-game at home this season ... Prior to their home game against USF on Dec. 18 - a 82-73 loss - the Panthers averaged an impressive 103.6 points-per-game at home ... On the flip-side, FIU is allowing just 73.9 points-per-game on its home floor.

### FIU COME-FROM-BEHIND WINS

■ FIU's 79-76 come-from-behind win at Florida Atlantic on Feb. 23 was its fifth win of the season after trailing by double-digits ... The Panthers have come-from-behind 14 times to win this season ... The largest deficit that FIU has come back from this year was 16 points against WKU, surpassing the 15-point deficit at Florida Gulf Coast on Nov. 28, en route to an 81-80 win.

### FIU's Come-From-Behind Wins in 2018-19

(Trailing by eight-or-more)

Opponent	Deficit	Final Score
vs. Columbia	-10	98-87
vs. Ave Maria	-5	104-84
at Florida Gulf Coast	-15	81-80
vs. North Florida	-9	102-89
at Middle Tennessee	-14	83-76
at WKU	-16	77-76
at Florida Atlantic	-10	78-74
vs. Louisiana Tech	-8	75-69
at Florida Atlantic	-8	79-76

### A WINNING PROPOSITION

■ When Jeremy Ballard was hired at FIU in April of 2018, he said that he wanted to change the culture of the men's basketball program, and in less than a year, Ballard has certainly accomplished that goal.

■ In his first season at the helm of the Panthers, Ballard has guided FIU to its first winning season - 19-13 - since 2012-13 (18-14) and only its second winning campaign since 1999-00 (16-14) ... Since going to Division I to start the 1986-87 campaign, and including this season, the Panthers have recorded just six seasons with an overall record of .500-or-better.

### FIU's Division I Records of .500 or Better

2018-19	19-13
2012-13	18-14
1999-00	16-14
1997-98	21-8
1996-97	16-13
1992-93	20-10

■ The Panthers' 19 wins are the third most recorded by FIU since going Division I, starting in 1986-87.

### FIU's Most Division I Wins in a Season

1997-98	21
1992-93	20
2018-19	19
2012-13	18
2014-15	16
1999-00	16
1996-97	16

### FIU WHEN ...

Leading at halftime	13-0
Trailing at halftime	6-13
Tied at halftime	0-0
Overtime	0-0
FIU shoots 50% or better from field	6-1
FIU shoots 40-49% from field	11-4
FIU shoots under 40% from field	2-8
Opp. shoots 50% or better from field	2-9
Opp. shoots 40-49% from field	10-4
Opp. shoots under 40% from field	6-0
FIU outrebounds opponent	7-1
Opp. outrebounds FIU	11-11
Tied in rebounds	1-1
FIU records 10 or more steals	10-5
FIU records 15 or more assists	12-3
FIU commits less than 15 turnovers	11-6
FIU commits 15 or more turnovers	8-7
FIU commits less turnovers than opp.	19-8
FIU commits more turnovers than opp.	0-3
FIU shoots 70% or better from the line	6-5
FIU shoots under 70% from the line	13-8
FIU scores 59 points or less	0-1
FIU scores between 60-69 points	2-3
FIU scores between 70-79 points	5-7
FIU scores between 80-89 points	5-1
FIU scores between 90-99 points	1-1
FIU scores more than 100 points	6-0
Two or less Panthers score in double figures	0-4
Three Panthers score in double figures	7-4
Four or more Panthers score in double figures	12-5
FIU plays at Ocean Bank Convocation Center	12-4
FIU plays on the road	5-8
FIU plays at a neutral site	2-1
Playing in November	7-1
Playing in December	2-3
Playing in January	4-5
Playing in February	4-2
Playing in March	2-2
Playing on Saturday	5-6
Playing on Sunday	2-1
Playing on Monday	0-0
Playing on Tuesday	1-1
Playing on Wednesday	3-1
Playing on Thursday	6-2
Playing on Friday	2-1
Playing during the afternoon	5-1
Playing during the evening	14-12
Games decided by three points or less	5-2
Games decided by four to 10 points	6-4
Games decided by 11-20 points	4-5
Games decided by more than 20 points	4-2

### SCORING MARGINS

Points: Margin of victory										
1	2	3	4	5	6	7	8	9	10+	
2	-	3	1	-	1	2	-	1	9	

Points: Margin of defeat										
1	2	3	4	5	6	7	8	9	10+	
-	1	-	-	-	1	-	1	1	9	

### 2018-19 FIU STARTING LINEUPS

Forward	Forward/Guard	Guard	Guard	Center	W-L
Andrews	Jacob	Burwell	Beard, Jr.	Dieng	4-1
Andrews	Nunez, Jr.	Burwell	Beard, Jr.	Dieng	1-0
Nunez, Jr.	Jacob	Burwell	Beard, Jr.	Dieng	1-0
Andrews	Jacob	Nunez, Jr.	Beard, Jr.	Dieng	4-3
Andrews	Jacob	Daye, Jr.	Beard, Jr.	Osaghae	4-6
Andrews	Banks	Daye, Jr.	Beard, Jr.	Osaghae	4-3
Andrews	Douglas	Daye, Jr.	Beard, Jr.	Dieng	1-0

## A LOOK AT CONFERENCE USA

## CONFERENCE USA STANDINGS (THROUGH MARCH 21)

	C-USA	Pct.	Over.	Pct.
Old Dominion	13-5	.722	26-9	.743
UTSA	11-7	.611	17-15	.531
WKU	11-7	.611	20-14	.588
Southern Miss	11-7	.611	20-13	.606
UAB	10-8	.556	20-15	.571
Marshall	11-7	.611	20-14	.588
FIU	10-8	.556	19-13	.594
Louisiana Tech	9-9	.500	20-13	.606
Florida Atlantic	8-10	.444	17-16	.515
North Texas	8-10	.444	21-12	.636
Rice	8-10	.444	13-19	.406
Middle Tennessee	8-10	.444	11-21	.344
Charlotte	5-13	.278	8-21	.276
UTEP	3-15	.167	8-21	.276

## PRESEASON POLL

1. WKU (8)	8. UAB
2. Marshall (5)	9. Middle Tennessee
3. Old Dominion	10. FIU
4. North Texas	11. UTEP
5. UTSA	12. Florida Atlantic
6. Louisiana Tech	13. Charlotte
7. Southern Miss	14. Rice

## CONFERENCE USA SCHEDULE

## March 23

FIU at Texas State (CIT) 7 p.m.

## Date TBA

Marshall vs. TBA TBA

All times are Eastern

■ With FIU's 83-76 win over Louisiana Tech on March 3, the Panthers secured its eighth conference record of .500-or-better since it began league play during the 1991-92 season in the Trans America Athletic Conference ... It is also FIU's first since an 11-9 ledger during the 2012-13 season in the Sun Belt Conference.

## FIU's Conference Records of .500 or Better

2018-19	10-8 (C-USA)
2012-13	11-9 (Sun Belt)
1999-00	9-7 (Sun Belt)
1998-99	7-7 (Sun Belt)
1997-98	13-3 (TAAC)
1996-97	12-4 (TAAC)
1992-93	9-3 (TAAC)
1991-92	7-7 (TAAC)

■ FIU's 10 Conference USA wins this season is the fourth most in program history ... The Panthers have recorded better than nine league wins just six times.

## FIU's Most Conference Wins (Nine of more)

1997-98	13 (TAAC)
1996-97	12 (TAAC)
2012-13	11 (Sun Belt)
2018-19	10 (C-USA)
1999-00	9 (Sun Belt)
1992-93	9 (TAAC)

## PANTHERS PUT TOGETHER SECOND FOUR-GAME WINNING STREAK

■ For the second time this season, FIU enjoyed a season-long four-game winning streak, and for the second time they were unable to stretch it to five games ... The Panthers' 94-78 loss to Marshall on March 6, snapped their winning streak against Rice (86-65), North Texas (69-59), Florida Atlantic (79-76) and Louisiana Tech (83-76).

■ Earlier this season, the Panthers won four-consecutive games against Columbia (98-87), Youngstown State (102-93), Ave Maria (104-84), and Florida Gulf Coast (81-80) ... The streak was snapped on Dec. 1, with a 121-89 setback at Arkansas.

## HOME STREAK COMES TO AN END

■ FIU's 82-73 loss to USF on Dec. 18, snapped the Panthers' 10-game home winning streak, dating back to their 67-64 win against Rice on Feb. 24, 2018 ... Entering the game against the Bulls, it was the 27th longest streak in the nation ... The Panthers' last loss in the Ocean Bank Convocation Center, prior to Dec. 18, was to Old Dominion, 64-54, on Jan. 18, 2018.

## OT WOES

■ Although FIU has not played any overtime games this season, the Panthers have struggled since the 2015-16 season in extra session games, having lost their last 12-straight overtime games, the longest overtime losing streak in the nation ... Six of the 12 losses have been by three points or less. **FIU's all-time overtime games are listed on page 12.**

## FIU's Total Overtime Games Since 2015-16

2015-16: Three (one double overtime)

2016-17: Five (one double overtime)

2017-18: Four (one triple overtime)

## FIU AMONG THE NATIONS LEADERS

■ Through March 20, FIU is first in the nation in turnovers forced (19.7), turnover margin (+5.8), steals-per-game (10.6 spg), and total steals (339), 13th in free-throw attempts (795), and 17th in the nation in scoring (82.6 ppg) ... FIU also ranks among the top-30 in numerous other categories:

## Team

Turnovers Forced	1st	19.7
Turnover Margin	1st	+5.8
Steals-Per-Game	1st	10.6
Total Steals	1st	339
Free-Throw Attempts	13th	795
Scoring Offense	17th	82.6
Three-Point FGA	29th	878

## Individual

Brian Beard, Jr.	Steals-Per-Game	4th	2.9
	Total Steals	4th	94
	Total Assists	2nd	195
	Assists-Per-Game	19th	6.1
Osasumwen Osaghae	Blocks-Per-Game	4th	3.1
	Total Blocks	6th	89
	Offensive Rebounds-Per-Game	25th	3.3

## DROPPIN' SOME' C-NOTES

■ FIU's 117 points against Johnson & Wales marked the second-straight game that the Panthers reached the century mark ... The Panthers scored 110 points in the season-opening 110-84 win over Webber International on Nov. 7 ... Prior to this season, the last time that an FIU team hit the 100-point mark in regulation was on Feb. 26, 1998, pouring in 101 points against Centenary in a 101-74 win in the TAAC Tournament ... That was the second of two-straight games where the Panthers scored 100-or-more points ... FIU also did it five days before in a 117-79 win over Troy on Feb. 21, 1998.

■ FIU logged its third 100-plus-point game when it scored 102 points in a 102-93 win over Youngstown State on Nov. 18, and also accomplished the feat in its next outing, against Ave Maria on Nov. 23, in a 104-84 win in the Johnny Bach Classic at Fordham.

■ FIU hit the 100-point mark on Dec. 13, with a 102-89 win against North Florida, and poured in 108 points in a 108-67 win over Florida Memorial on Dec. 20.

■ The Panthers' six 100-point games are tied for the second most in a season in school history, joining the 1982-83 team ... The most 100-point outings in a season for FIU came during the 1997-98 campaign with seven.

### A SEASON'S WORTH IN 20 MINUTES

■ During 2017-18, FIU averaged 70.7 points-per-game, and scored 70-or-more points in 14 of their 32 games ... On Nov. 10, against Johnson & Wales, FIU hit that scoring average from a year ago, however did it in the first half, leading at the break, 70-27.

■ FIU's first half total was three shy of equaling the school record for points in a half, set against Miami Christian on Dec. 16, 1982, when the Panthers scored 73 points in a 137-54 win ... That game against Miami Christian is the game in which FIU still holds records for points in a game and margin of victory (+83).

### WREAKING HAVOC

■ FIU has certainly caused issues for its opponents defensively in its 32 games this season, issues which have led to production on the offensive end.

■ FIU has forced its foes into 631 turnovers on the year, for an average of 19.7 per-outing, and have forced their opponents into 20-or-more turnovers in 15 of the 32 games, including better than 30 three times ... In comparison, prior to this season and dating back to the 2012-13 season, FIU had forced its opposition into 20-or-more turnovers in just six games, with the most during that stretch being two, during 2017-18.

■ FIU has forced its opposition into over 500 miscues for just the seventh time in program history, and for the first time since the 2012-13 campaign (569) ... FIU's current total of 631 turnovers forced marks a school single season record, surpassing the previous mark of 580 set during the 1997-98 season.

### FIU Seasons Forcing 500-or-More Turnovers

2018-19	631
2012-13	569
2001-02	518
1999-00	531
1997-98	580
1996-97	555
1990-91	528

■ This season, FIU has benefited from its defense, getting 648 of its 2,643 total points off the opponents' 631 turnovers, or 24.5 percent of its scoring.

### FIU's POT's (20-Plus Points) During 2018-19

Opponent	Oppt. TO	FIU POT
Webber International	26	32
Johnson & Wales	29	34
Columbia	14	21
Ave Maria	32	43
FGCU	19	20
Arkansas	14	23
North Florida	18	23
USF	33	29
Florida Memorial	25	36
Ohio	23	24
Middle Tennessee	21	21
Charlotte	23	23
Old Dominion	21	20
Florida Atlantic	22	23
Rice	33	38
Florida Atlantic	18	21
North Texas	21	24
North Texas (C-USA Tourn.)	19	27

### NEW LOOK PANTHERS

■ FIU has eight players returning from last year, including two of the more exciting players in Conference USA - Brian Beard, Jr. and Trejon Jacob - however it also welcomes six new additions to the hardwood, and four new faces calling the shots on the sidelines.

■ FIU added three freshman in Phillip Smith, Antonio Daye, Jr., and James Ametepé (walk on), in addition to junior college transfer Devon Andrews ... FIU also welcomed Cameron Corcoran, a transfer from Little Rock, who will sit out this season due to NCAA transfer rules.

■ Jeremy Ballard, the sixth member of the Shaka Smart coaching tree (at the time of his hiring), will walk the sidelines as a head coach for the first time in his career during the 2018-19 campaign ... He has assembled a veteran staff of assistants - Associate Head Coach David Cason (came from FGCU), assistant coaches Jesse Bopp (came from IMG Academy) and Joey Rodriguez (came from VCU) - that also join him in their first seasons at FIU.

### Shaka Smart Coaching Tree

Jeremy Ballard	FIU
Jamion Christian	Mount St. Mary's, Siena
Mike Jones	Radford
Mike Morrell	UNC Asheville
Mike Rhoades	Rice, VCU
Will Wade	Chattanooga, VCU, LSU

## STAT GEEK STATS

### FIU SPLITS: HOME, ROAD & NEUTRAL

Category	Home	Road	Neutral
Record	12-4	5-8	2-1
Field Goal%	44.9	42.6	46.8
3-Pt. Field Goal%	34.4	25.8	31.0
Free Throw%	66.3	60.7	64.0
Oppt. Field Goal%	42.9	48.6	45.2
Oppt. 3-Pt. Field Goal%	32.7	35.0	34.8
Oppt. Free Throw%	70.0	70.6	61.8
Rebounding Avg.	37.7	34.6	32.7
Rebounding Margin	-3.6	-10.3	-11.7
Assists/Gm.	16.7	12.3	14.0
Turnovers/Gm.	14.3	13.8	13.0
Blocks/Gm.	5.9	3.0	4.3
Steals/Gm.	11.6	9.5	10.0
Points/Gm.	85.9	77.8	85.7
Points Allowed/Gm.	73.9	86.3	83.7

### FIU'S LARGEST IN 2018-19

Lead	70 vs. Johnson & Wales (117-47)
Deficit	35 at Arkansas (121-86)
Margin of victory	70 vs. Johnson & Wales (117-47)
Margin of defeat	33 at UTSA (100-67)
Halftime lead	43 vs. Johnson & Wales (70-27)
Halftime deficit	23 at Arkansas (58-35)
Deficit in win	16 at WKU (60-44)
Halftime deficit in win	9 at WKU (43-34)
Lead in loss	12, 2X last at Marshall (38-26)
Halftime lead in loss	-

### MISCELLANEOUS FIU STATISTICS

#### Double Figure Scorers

Brian Beard, Jr.	27
Devon Andrews	25
Willy Nunez, Jr.	14
Trejon Jacob	16
Antonio Daye, Jr.	13
Osasumwen Osaghae	11
Isaiah Banks	7

#### Double-Doubles

Osasumwen Osaghae	7
Brian Beard, Jr.	2
Devon Andrews	1

#### Games Leading (Sharing) Scoring Honors

Brian Beard, Jr.	13 (1)
Devon Andrews	9 (1)
Trejon Jacob	3 (1)
Osasumwen Osaghae	2 (1)
Willy Nunez, Jr.	2
Antonio Daye, Jr.	1

#### Games Leading (Sharing) Rebounding Honors

Osasumwen Osaghae	19 (1)
Devon Andrews	7
Brian Beard, Jr.	2 (1)
Antonio Daye, Jr.	1
Trejon Jacob	(2)

■ A catalyst of VCU's historic 2011 Final Four squad, and one of the most beloved Rams in program history, Joey Rodriguez comes to FIU after serving one season as director of player development at VCU where he worked with Ballard, and former Rice Head Coach Mike Rhoades ... Rodriguez starred for VCU as a point guard from 2007-11 ... Rodriguez was one of the driving forces behind VCU's 2011 march from the NCAA First Four to the Final Four ... He averaged 10.4 points, 5.2 assists and 3.2 rebounds that season, including 9.0 points and 7.7 assists in the Rams' five NCAA Tournament wins, before losing to Butler, 70-62, in the National Semifinals.

#### BRIAN BEARD, JR. NOTES

■ Was named to the Conference USA All-Conference Second Team and to the C-USA All-Defensive Team.

■ Was tabbed a NABC All-District II Second Team selection.

■ Had a banner season during his first year with the Panthers, during 2017-18, being named Third Team All-Conference USA and was also selected to the C-USA All-Defensive Team ... Averaged a team-high 16.4 points-per-game for FIU, which was good enough for ninth in Conference USA, and a team-best 2.9 steals-per-outing, which was first in C-USA and fifth in the nation ... He also led the team and was fifth in C-USA in assists, logging 5.7 per-game.

■ Beard, Jr. set the school single-season records for steals (90) and assists (178) last year ... In addition, his 508 points scored during 2017-18 was the eighth most scored in a single season at FIU, and the third most scored by a junior ... Netted double figures in 28-of-31 games played, and 20-or-more points nine times.

■ Beard, Jr. leads the team in scoring (17.3 ppg), assists (6.1 apg), and steals-per-game (2.9 spg) ... In addition, he leads C-USA in steals, is second in assists and is sixth in scoring (through March 16).

■ Beard, Jr. has scored double figures in 55 of his 63 games at FIU, including a career-high 36 points versus Youngstown State on Nov. 18 ... He poured in 30 points in the season finale against Southern Miss on March 7, during the 2018 Conference USA Tournament first round ... He has netted 20-or-more points in 21 games and 26-or-better in seven.

■ Beard, Jr. handed out five-or-more assists in 46 games, and seven-or-better 27 times, including in the last 17 out of 33 games dating back to last year ... He dished a career-high 10 dimes against Louisiana Tech on Feb. 3, 2017, and equaled that against Columbia on Nov. 17, and Old Dominion on Jan. 12.

■ Beard, Jr. has 12 games with five-plus steals, equaling his career-high of six, five-times; at USF on Dec. 11, 2017, Hartford on Dec. 22, 2017, Florida Atlantic on Dec. 30, 2017, at Fordham on Nov. 16, 2018, and at Florida Atlantic on Feb. 23, 2019.

■ In netting his career-high of 36 points against Youngstown State on Nov. 18, Beard, Jr. shot 69.2 percent (9-for-13) from the field and was 16-for-20 (80.0 percent) from the free-throw line in the win ... In addition, he dished out seven assists against the Penguins.

■ Beard, Jr. turned in an impressive outing in a loss at Arkansas on Dec. 1, recording 21 points, sharing team-high rebounding honors with eight, dishing out six assists, and logging five steals against the Razorbacks.

■ Had a solid performance against North Florida on Dec. 13, with a game-high 29 points to go along with a team-high eight rebounds, six assists and four steals ... Beard, Jr. was 9-for-19 (47.4 percent) from the field and 10-of-12 (83.3 percent) from the charity stripe.

■ Beard, Jr. got the Conference USA season off to a rousing start, pouring in a game-high 28 points against Middle Tennessee on Jan. 3 ... In addition to his scoring total, he also handed out seven dimes.

■ Beard, Jr. had a 28-point, 10-assist, four-steal performance versus Old Dominion on Jan. 12 ... It marked Beard, Jr.'s second-career double-double and first of the year.

■ Beard, Jr. closed out his final regular season campaign with a solid outing against North Texas on March 9 ... Beard, Jr. poured in 24 points on 7-of-13 (53.8 percent) shooting from the field, including 3-for-6 (50.0 percent) from behind the three-point arc, and a near perfect 7-for-8 (87.5 percent) shooting from the charity stripe ... Also had three rebounds, three assists and two steals against the Mean Green.

#### BEARD, JR. CLIMBING THE CHARTS; MOVES INTO SECOND ALL-TIME IN CAREER ASSISTS

■ In just 63 career games on the floor for FIU, Brian Beard, Jr. has made his mark in the Panthers' record books ... Beard, Jr. is currently second all-time in school history in career assists (373), surpassing Dwight Stewart (264, 1989-93) against Middle Tennessee on Jan. 3 ... He sits second only to Carlos Arroyo (1997-2001) who finished his career with 459 assists ... Arroyo's total came over four years (100 games).

### FIU INKS PALM BEACH COUNTY PRODUCT DANTE WILCOX DURING SIGNING PERIOD

FIU Men's Basketball Head Coach Jeremy Ballard announced on Nov. 20, the signing of 6-foot-6, 220-pound guard/forward Dante Wilcox (West Palm Beach, Florida/Oxbridge Academy) to a National Letter of Intent.

"We are thrilled to announce the addition of Dante Wilcox to our FIU Family," said Ballard. "He is first and foremost an extremely high character young man who fits in seamlessly with the culture of our program and university. As a player Dante embodies the core values of what our program is all about: toughness, versatility, competitiveness, and skill level. Dante has the ability to both play and defend multiple positions which is a perfect fit for our position-less system. He possesses an ever-increasing skill level with an appetite for aggressive, physical play that has direct carry over to our style of play. We are also truly excited to add another Florida native who has been so well coached on the high school and AAU levels who comes from an incredibly supportive family. We are really looking forward to what Dante will bring to Panther Nation."

A four-year starter at Oxbridge Academy in Palm Beach County, and a two-year captain, Wilcox was recently named to the Palm Beach Post Preseason Boys Basketball Fab Five.

As a junior, Wilcox helped lead Oxbridge to its third-straight regional finals berth, averaging a team-best 14.1 points-per-game on 59 percent (107-for-182) shooting from the field. In addition, He also recorded 9.8 rebounds, 1.6 assists, 1.4 steals and 1.3 blocked shots-per-game. For his efforts, he was named First Team All-County by the Palm Beach Post.

Wilcox was just as impressive as a sophomore, during the 2016-17 season, averaging 13.6 points-per-game, on 63 percent (144-for-227) shooting from the floor, and grabbing 9.7 rebounds-per-outing. He also averaged 2.0 blocks, 1.9 assists and 1.8 steals-per-game.





**FIU All-Time Assists Leaders**

1. Carlos Arroyo (1997-01)	459
2. Brian Beard, Jr. (2017-present)	373
3. Dwight Stewart (1988-93)	264
4. Patrick McDonald (1982-86)	256
5. Carlos Morban (2001-04)	227

■ Beard, Jr.'s one steal against North Texas gives him 184 for his career ... Against FAU on Feb. 23, he surpassed Carlos Arroyo (177, 1997-01) for second all-time in school history.

**FIU All-Time Steals Leaders**

1. Carlos Morban (2001-03)	204
2. Brian Beard, Jr. (2017-present)	184
3. Carlos Arroyo (1997-01)	177
4. Dwight Stewart (1988-91)	172
5. Patrick McDonald (1982-86)	147

**BEARD, JR. JOINS 1,000-POINT CLUB**

■ With his 13 points against LA Tech on March 3, Brian Beard, Jr. became the seventh player in program history to score 1,000-points, the first since Alex Galindo (2008-09) ... He currently boasts 1,061 career points, sixth all-time in school history.

**Top 10 FIU All-Time Scoring Leaders**

1. Dwight Stewart (1988-93)	2,101
2. Carlos Arroyo (1997-01)	1,600
3. Patrick McDonald (1982-86)	1,515
4. Mark Hollin (1981-85)	1,291

5. Gene Derkack (1995-98)	1,146
6. Brian Beard, Jr. (2017-present)	1,061
7. Alex Galindo (2006-09)	1,050
8. Donte McGill (2015-17)	994
9. Tymell Murphy (2012-14)	984
10. Raja Bell (1997-99)	965

**SINGLE SEASON SUCCESS**

■ With his seven assists against LA Tech on March 3, Brian Beard, Jr. became the school's single season assist leader with 181, surpassing his previous mark of 178 set last season ... Through the Conference USA Tournament, Beard, Jr. has 195 assists this year.

**Single Season Assists Leaders**

1. Brian Beard, Jr. (2018-19)	195
2. Brian Beard, Jr. (2017-18)	178
3. Carlos Arroyo (1997-98)	135
4. Benny Valdes (1991-92)	123
5. Ronnie Bryant (1987-88)	119

■ In addition, Beard, Jr. currently has 94 steals on the year ... He surpassed the previous school single season record, he set last year.

**Single Season Steals Leaders**

1. Brian Beard, Jr. (2018-19)	94
2. Brian Beard, Jr. (2017-18)	90
3. Carlos Morban (2001-02)	87
4. Jeremy Allen (2011-12)	77
5. Deric Hill (2012-13)	75

**BEARD, JR. AMONG THE NATIONS LEADERS**

■ Through games of March 20, Brian Beard, Jr. is fourth in NCAA Division I in steals-per-game (2.9) and in total steals (94), and 19th in assists-per-game (6.1) ... **More of Beard, Jr.'s national rankings on page 12.**

**BEARD, JR. TABBED C-USA POW**

■ Brian Beard, Jr. was named the Conference USA Player of the Week for the week ending, Nov. 18 ... It is the second such honor for Beard, Jr.

■ Beard, Jr. recorded a career week, helping FIU to a 3-1 record, including a 2-1 ledger at the Johnny Bach Classic at Fordham University in the Bronx, New York ... He averaged an impressive 25.8 points-per-game in the four games, to go along with 7.8 assists, 4.0 rebounds and 3.5 steals-per-outing for the Panthers, and also shot 48.3 percent (29-for-60) from the field ... During the Johnny Bach Classic, Beard, Jr. averaged 28.0 points, 8.0 assists and 4.0 steals-per-game.

**ALL-TIME FIU 100-POINT GAMES (100 POINTS SCORED BY FIU)****1982-83 (6)**

Dec. 16	W	137-54 vs. Miami Christian
Dec. 28	W	105-91 vs. Missouri Baptist
Jan. 12	W	110-79 vs. Webber International
Jan. 15	L	114-107 (OT) vs. Florida Memorial
Feb. 5	W	127-85 vs. Palm Beach Atlantic
Feb. 8	W	106-77 vs. Florida Tech

**1983-84 (1)**

Jan. 25	W	105-74 vs. Palm Beach Atlantic
---------	---	--------------------------------

**1985-86 (1)**

Nov. 27	W	100-81 vs. Concordia (N.Y.)
---------	---	-----------------------------

**1987-88 (1)**

Nov. 30	W	113-103 vs. U.S. International
---------	---	--------------------------------

**1988-89 (3)**

Jan. 3	W	109-90 vs. Maryland Eastern Shore
Feb. 7	W	105-103 (2OT) vs. UCF
Feb. 11	W	107-89 vs. Northern Illinois

**1989-90 (1)**

Feb. 22	L	137-113 vs. U.S. International
---------	---	--------------------------------

**1990-91 (1)**

Jan. 14	W	106-94 vs. U.S. International
---------	---	-------------------------------

**1995-96 (1)**

Nov. 25	W	123-81 vs. Palm Beach Atlantic
---------	---	--------------------------------

**1997-98 (7)**

Dec. 6	W	101-90 vs. Akron
Jan. 3	W	106-88 vs. Jacksonville State
Jan. 17	W	103-80 vs. Campbell
Jan. 24	W	116-84 vs. Florida Atlantic
Jan. 31	W	101-80 vs. Stetson
Feb. 21	W	117-79 vs. Troy
Feb. 26	W	101-74 vs. Centenary (TAAC)

**2004-05 (1)**

Jan. 30	W	118-114 (5OT) vs. UALR
---------	---	------------------------

**2018-19 (6)**

Nov. 7	W	110-84 vs. Webber International
Nov. 9	W	117-47 vs. Johnson & Wales
Nov. 18	W	102-93 vs. Youngstown State
Nov. 23	W	104-82 vs. Ave Maria
Dec. 13	W	102-89 vs. North Florida
Dec. 20	W	108-87 vs. Florida Memorial

**2018-19 FIU HONORS****JEREMY BALLARD**

- Joe B. Hall National Coach of the Year Award Finalist
- Ben Jobe Coach of the Year Award Finalist

**BRIAN BEARD, JR.**

- NABC All-District II Second Team
- All-Conference USA Second Team
- Conference USA All-Defensive Team
- Conference USA Player of the Week (Nov. 19)

**OSASUMWEN OSAGHAE**

- Conference USA All-Defensive Team

**DEVON ANDREWS NOTES**

■ Devon Andrews is currently second on the team in scoring, averaging 14.9 points-per-game ... He is also second in rebounding, grabbing 5.1 boards-per-outing, and steals, averaging 1.7 per-game ... He is 13th in Conference USA in scoring and ninth in steals ... Andrews has led the Panthers - or shared the lead - in scoring in seven of the last 14 games.

■ Most recently, Andrews dropped in 21 points, including 15 in the second half, in FIU's 83-76 win over Louisiana Tech on March 3 ... He shot 40.0 percent (4-for-10) from the field, including 50.0 percent (1-for-2) from behind the arc, and an impressive 80.0 percent (12-for-15) from the free-throw line.

■ Andrews recorded a career-high 26 points at UTEP on Feb. 9, on 8-of-17 shooting from the field, including 50.0 percent (2-for-4) from three-point range, and 8-for-11 (72.7 percent) from the charity stripe ... He also had six rebounds, two assists and a steal in the loss.

■ Andrews followed up his game with UTEP with a 25-point performance against Rice on Feb. 14, on 8-for-13 (61.5 percent) shooting from the field and 7-of-8 (87.5 percent) from the free-throw line.

■ The Ohio native scored a team-high 20 points against UAB on 50.0 percent (5-for-10) shooting from the field and 75.0 percent (9-for-12) from the free-throw line to go along with a team-best seven rebounds.

■ Andrews recorded his first career double-double on Nov. 17, against Columbia when he posted a 17-point, 11-rebound effort ... He fell one-rebound shy of his second double-double with an 11-point, nine-rebound effort at WKU on Jan. 17.

■ Andrews logged a 23-point performance at Marshall on Jan. 19, shooting 52.4 percent (11-for-21) from the field ... He also grabbed six rebounds against the Thundering Herd ... In the next game, against FAU on Jan. 23, he led the team in scoring again, with 19 points on 7-for-10 (70.0 percent) shooting from the field and 80.0 percent (4-for-5) from the free-throw line ... He followed that up with his second 20-point effort in three games, when he netted 21 points against the Owls on Jan. 26.

■ In the regular season finale against North Texas, on March 9, Andrews scored 14 points on 5-for-10 (50.0 percent) shooting from the field, including 1-for-2 (50.0 percent) from three-point range, to go along with a career-high five assists, five rebounds and three steals.

■ Through 31 games played this season, Andrews is shooting 49.8 percent (164-for-329) from the field, ninth in C-USA ... Andrews has shot 50.0 percent-or-better 17 times.

**TREJON JACOB NOTES**

■ Had an impressive first season for FIU ... Started in 29 of the 31 games he played in ... Was second on the team in

scoring, averaging 14.5 points-per-game, and second in rebounding, grabbing 5.0 boards-per-outing.

■ Jacob has netted double figures in 42 of the 62 games he's played in, and 20-plus points 10 times, including a men's Ocean Bank Convocation Center record 38 points against Florida Gulf Coast on Dec. 19, 2017 ... He scored double-digits in four-straight games to end the regular season.

■ Jacob poured in a game and season-high 24 points against Louisiana Tech, on Feb. 2, on 8-of-16 (50.0 percent) shooting from the field, including 46.2 percent (6-for-13) from behind the three-point arc, and a perfect 2-for-2 from the charity stripe ... He also grabbed six rebounds against the Bulldogs ... Jacob surpassed his previous season-highs of 21 points set against Ave Maria on Nov. 23, and a 20-point effort at Arkansas on Dec. 1.

■ Jacob had an impressive 20-point performance in the Conference USA opener at Middle Tennessee on Jan. 3 ... Netted 20 points on 6-for-9 (66.7 percent) from the field - all coming from behind the three-point arc - and a perfect 2-for-2 from the charity stripe ... Also shared team-high rebounding honors, grabbing seven to go along with two steals.

■ Against Charlotte, Jacob recorded a 19-point performance on 8-for-13 (61.5 percent) from the field and 3-for-6 (50.0 percent) from three-point range ... He followed that up against Old Dominion with a 16-point, five-rebound, two-steal performance on Jan. 12.

**OSASUMWEN OSAGHAE NOTES**

■ Osaghae is a former walk-on who earned a scholarship during the summer of 2018.

■ Was named to the Conference USA All-Defensive team.

■ Is averaging 8.4 points-per-game and leads the team in rebounding, grabbing 8.5 boards-per-game ... His rebounds-per-game average is third in Conference USA, through end of the Conference USA Tournament ... In addition, Osaghae is shooting 59.5 percent (94-for-158) from the field, tops on the team, and fourth in C-USA.

■ Osaghae is fourth in the nation in blocks-per-game, rejecting 3.1 per-contest, sixth in total blocks with 89, and 25th in offensive rebounds-per-game, grabbing 3.3 per-outing.

■ He has grabbed double-figure rebounds in eight of the last 16 games, and in his last four-straight, after grabbing 10-or-more just three times during his career prior to that stretch.

■ He recorded his first career double-double with a career-high tying 10 points and a career-best 12 rebounds against Johnson & Wales on Nov. 9.

■ Followed up his first career double-double with his second-straight in what was the best overall game of his FIU career - against Milwaukee on Nov. 13 ... Scored 10 points and grabbed a career-high 15 rebounds, to go along with four blocked shots ... He took over in the final 10 minutes scoring nine of his 10 points, grabbing six rebounds - including four offensive - and blocking two Milwaukee shots ... None of those points down the stretch were bigger than the three-point play that he converted with 11 seconds left in the game with the score tied at 83, which put FIU up by three for good.

■ Fell one-point shy of his third career double-double scoring nine points to go along with 11 rebounds and six blocked against Old Dominion on Jan. 12.

■ Finally got that third career double-double with a team-high 16 points and game-best 10 rebounds at WKU on Jan. 17 ... Shot 5-for-6 (83.3 percent) from the field and 6-for-10 (60.0 percent) from the free-throw line ... Also blocked two shots in the win over the Hilltoppers.

■ Logged his second consecutive double-double, and the fourth of his career, with a 10-point, 15-rebound night at Marshall on Jan. 19 ... Was 4-for-7 (57.1 percent) from the field and 2-for-3 (66.7 percent) from the free-throw line against the Thundering Herd.

■ Continues to get double-doubles in pairs ... Once again, posted back-to-back double-figure points and rebounds in his last two games ... Had 10 points and 11 rebounds against Louisiana Tech on March 3, hitting 4-for-9 (44.4 percent) from the field and a perfect 2-for-2 from the free-throw line ... Followed that up with a career-high 19 points and 11 boards at Marshall on March 6 ... Hit 8-of-9 (88.9 percent) from the field and 3-for-6 (50.0 percent) from the charity stripe against the Thundering Herd.

■ Osaghae recorded his third double-double in the last four games, netting 10 points and grabbing 12 rebounds, against North Texas in the Conference USA Tournament first round on March 13 ... He also rejected six shots and had three steals in the loss.

■ Scored 14 points on perfect shooting against Youngstown State on Nov. 18 ... Was 6-of-6 from the field and 2-for-2 from the free-throw line.

■ Had a then career-high 18-point, seven-rebound, four block, and one assist game against North Florida on Dec. 13 ... Osaghae shot 72.7 percent (8-for-11) from the field in the win and was a perfect 2-for-2 from the free-throw line.

■ Posted a 13-rebound performance at Ohio on Dec. 30, including six on the offensive glass, the second most of his collegiate career.

■ Had an impressive performance against Charlotte on Jan. 10, scoring 13 points on 5-for-6 (83.3 percent) shooting

from the field and 3-for-4 (75.0 percent) from the free-throw line ... Osaghae also recorded a career-high seven blocked shots, career-best three steals, and seven rebounds.

### OSAGHAЕ RACKING UP THE DOUBLE-DOUBLES

■ Osasumwen Osaghae has recorded seven double-doubles on the year - and seven for his career - which is fourth in Conference USA through the end of the C-USA Tournament.

#### Osasumwen Osaghae Career Double-Doubles

vs. Johnson & Wales (Nov. 9, 2018)	10 pts./12 rbs.
vs. Milwaukee (Nov. 13, 2018)	10 pts./15 rbs.
at WKU (Jan. 17, 2019)	16 pts./10 rbs.
at Marshall (Jan. 19, 2019)	10 pts./15 rbs.
vs. Louisiana Tech (March 3, 2019)	10 pts./11 rbs.
at Marshall (March 6, 2019)	19 pts./11 rbs.
vs. North Texas (March 13, 2019)	10 pts./12 rbs.

### "O" QUIETLY & QUICKLY MOVING UP THE B.S. CHART

■ Osasumwen Osaghae has quietly moved his way up among FIU's all-time blocked shot leaders, however has done so quickly in just 59 career games, with 122 career blocks ... With his six rejections against LA Tech on Feb. 2, Osaghae surpassed Russell Hicks (90, 2007-08) to move into third on the school's blocked shots list ... In 29 games played this season, "O" has rejected 89 shots, topping the 34 blocks recorded in 31 games (33 in 2017-18) during his first two years.

■ Osaghae is just four rejections shy of tying for second place on the all-time blocked shot list at FIU, and five from taking over sole possession of second, surpassing Dwight Stewart (126, 1988-93).

#### FIU Career Blocked Shots Leaders

1. Adrian Diaz (2014-16)	192
2. Dwight Stewart (1988-93)	126
3. Osasumwen Osaghae (2016-present)	122
4. Russell Hicks (2007-08)	90
5. Tymell Murphy (2012-14)	83
6. Taurance Johnson (2001-04)	74

### MORE SINGLE SEASON SUCCESS

■ Through the end of the Conference USA Tournament, Osaghae boasts 89 blocked shots which is third on FIU's single-season blocked shot list ... He is currently just four blocks from tying Adrian Diaz (93, 2015-16) for second, and three from moving into sole possession.

#### FIU Single Season Blocked Shots Leaders

1. Adrian Diaz (2014-15)	99
2. Adrian Diaz (2015-16)	93
3. Osasumwen Osaghae (2018-19)	89
4. Russell Hicks (2007-08)	60
5. Jabahri Brown (1999-00)	58

### ANTONIO DAYE, JR. NOTES

■ Antonio Daye, Jr. is averaging 8.7 points-per-game, 3.0 rebounds and 2.6 assists-per-outing ... Daye, Jr. has come

off the bench in 14 games, however has started the last 18 ... He has recorded double figures in 12 of the last 19 games.

■ Established his original career-high with 20 points against North Texas on Feb. 16 ... Was 5-of-9 (55.6 percent) shooting from the field, including 5-of-8 (62.5 percent) from behind the three-point arc, and 5-of-6 (83.3 percent) from the free-throw line.

■ He surpassed that mark one game later on Feb. 23, scoring a new career-best 22 points at Florida Atlantic, including 13 points in the first half ... Daye, Jr. was 9-for-14 (64.3 percent) from the field, including 3-of-5 (60.0 percent) from behind the three-point arc ... He also had four rebounds, two assists and a steal in the win.

■ Earned his first career start against UAB on Jan. 5, and netted 13 points while grabbing three rebounds ... He followed that up with a 10-point effort while recording four assists against Charlotte on Jan. 10.

■ Recorded 16 points against Ave Maria on Nov. 23, on 4-of-8 shooting (50.0 percent) from the field and 8-for-11 (72.7 percent) from the free-throw line.

■ Had a 15-point, three-rebound, two-assist effort on Dec. 1, at Arkansas ... Daye, Jr. shot 50.0 percent (5-for-10) from the field and 5-for-10 (50.0 percent) from the line.

■ Was a key contributor in FIU's come-from-behind win at WKU on Jan. 17 ... Scored 15 points, with 12 coming in the second half against the Hilltoppers ... Shot 50.0 percent (5-for-10) from the field and was 5-for-7 (71.4 percent) from the charity stripe ... Also had three rebounds and two steals.

■ Dished out a career-high seven assists, to go along with 10 points, five rebounds and a steal at FAU on Jan. 23.

■ Recorded a career-high five steals against Rice on Feb. 14, to go along with 10 points and three assists.

### WILLY NUNEZ, JR. NOTES

■ Has had an injury-free 2018-19 season after playing in only six games last season ... Logged 26.7 minutes-per-outing for the Panthers, averaging 12.7 points-per-game ... Scored in double figures in four of his six games, including a career-high 19 points against Florida National on Nov. 29, 2017 ... Also had 18 points against James Madison on Dec. 16, 2017.

■ Has scored double figures in 18 of his 37 games played for FIU, dating back to last season, with nine of those games being 16-or-more points.

■ Poured in a career-high 22 points on Dec. 20, against Florida Memorial ... Was 7-for-14 (50.0 percent) from the field, including 46.2 percent (6-for-13), and a perfect 2-for-2 from the free throw line.

■ Fell one-point shy of equaling his career-high, netting a 21-point night against Southern Miss on Jan. 31 ... Was 7-for-13 (53.8 percent) from the field with all of his attempts coming from behind the three-point arc.

■ Scored 19 points against Johnson & Wales on Nov. 9 ... Had an impressive shooting performance, hitting 60.0 percent of his shots from the floor (6-for-10), including 55.6 percent (5-for-9) from behind the three-point arc, and 2-for-2 from the free-throw line.

### ISAIAH BANKS NOTES

■ Scored a season-high 14 points against Webber International on Nov. 7, shooting 7-of-11 from the field (63.6 percent) to go along with five rebounds ... He followed that up with a 12-point, three-rebound, three-steal performance against Johnson & Wales on Nov. 9 ... Shot 66.7 percent (4-for-6) from the field, including 50.0 percent (2-for-4) from three-point range.

■ Banks also posted a 13-point performance against Columbia on Nov. 17, on 6-of-9 (66.7 percent) shooting from the field ... Also had an 11-point, six-rebound performance at Arkansas on Dec. 1, and 10-point performances against North Florida on Dec. 13, and Florida Memorial on Dec. 20.

■ Had 12 points on 5-for-7 (48.2 percent) shooting from the field and 2-for-3 (66.7 percent) from behind the three-point arc against Louisiana Tech on March 3 ... Also had five rebounds, two assists, two steals and a blocked shot against the Bulldogs.

■ An athletic backcourt player, Banks may be best known for his backboard-shattering dunk that made him an Internet sensation in January 2017 ... The play was ESPN Sportscenter's No. 1 Play of the Day on January 11 ... In addition, it was the No. 2 Dunk of the Year - second only to Spartanburg (S.C.) Day School and current Duke phenomenon Zion Williamson - and the No. 9 Play of the Year by MaxPreps ... Following his senior campaign, Banks was a first team all-state selection by the Georgia Coaches Association ... He was also named the Georgia-Alabama All-Star Game Slam Dunk Champion.

### FIU PICKED 10TH IN C-USA PRESEASON POLL

■ The FIU Panthers were picked to finish 10th in the Conference USA preseason poll which was selected by the leagues 14 head coaches.

■ WKU picked up 8-of-14 first place votes claiming the top spot ... Defending Conference USA Tournament champion Marshall, who received five first place votes, was picked second, while Old Dominion, North Texas, and UTSA were slated third through fifth, respectively ... Louisiana Tech, Southern Miss, UAB, Middle Tennessee and the Panthers round out the top 10 ... The rest of the C-USA coaches poll is as follows: 11. UTEP, 12. Florida Atlantic, 13. Charlotte, and 14. Rice.

# BRIAN BEARD, JR. BY THE NUMBERS

Brian Beard, Jr. has made a tremendous impact on the Panthers' program in a short period of time, and is on pace to be one of the schools all-time leaders in career points, assists and steals. Below is where the senior point guard ranks in the career record book and a list of some of his top performances.

## FIU All-Time Scoring Leaders (1,000-point scorers)

1.	Dwight Stewart (1988-93)	2,101
2.	Carlos Arroyo (1997-01)	1,600
3.	Patrick McDonald (1982-86)	1,515
4.	Mark Hollin (1981-85)	1,291
5.	Gene Derkack (1995-98)	1,146
6.	<b>Brian Beard, Jr. (2017-present)</b>	<b>1,061</b>
7.	Alex Galindo (2006-09)	1,050

## FIU ALL-TIME ASSIST LEADERS

1.	Carlos Arroyo (1997-01)	459
2.	<b>Brian Beard, Jr. (2017-present)</b>	<b>373</b>
3.	Dwight Stewart (1988-93)	264
4.	Patrick McDonald (1982-86)	256
5.	Carlos Morban (2001-04)	227

## FIU ALL-TIME STEALS LEADERS

1.	Carlos Morban (2001-03)	204
2.	<b>Brian Beard, Jr. (2017-present)</b>	<b>184</b>
3.	Carlos Arroyo (1997-01)	177
4.	Dwight Stewart (1988-91)	172
5.	Patrick McDonald (1982-86)	147

## CAREER 20-PLUS POINT GAMES (in order by date; career-high in bold)

Dec. 11, 2017 at USF	28
Dec. 19, 2017 vs. Florida Gulf Coast	24
Jan. 11, 2018 at UTSA	20
Jan. 25, 2018 at Rice	22
Jan. 27, 2018 at North Texas	22
Feb. 1, 2018 vs. Southern Miss	23
Feb. 20, 2018 at Florida Atlantic	20
March 3, 2018 at Old Dominion	23
March 7, 2018 vs. Southern Miss (C-USA Tournament)	30
Nov. 11, 2018 vs. Webber International	20
Nov. 16, 2018 at Fordham	22
Nov. 17, 2018 vs. Columbia	26
<b>Nov. 18, 2018 vs. Youngstown State</b>	<b>36</b>
Nov. 28, 2018 at Florida Gulf Coast	21
Dec. 1, 2018 at Arkansas	21
Dec. 13, 2018 vs. North Florida	29
Jan. 3, 2019 at Middle Tennessee	28
Jan. 12, 2019 vs. Old Dominion	28
Feb. 16, 2019 vs. North Texas	22
Feb. 23, 2019 at Florida Atlantic	20
March 9, 2019 vs. North Texas	24

## CAREER EIGHT-PLUS ASSIST GAMES (in order by date; career-high in bold)

Dec. 30, 2017 vs. Florida Atlantic	8
Jan. 6, 2018 vs. UAB	9
Jan. 11, 2018 at UTSA	8
Jan. 20, 2018 vs. Charlotte	8
<b>Feb. 3, 2018 vs. Louisiana Tech</b>	<b>10</b>
Feb. 22, 2018 vs. North Texas	8
Nov. 7, 2018 vs. Webber International	9
<b>Nov. 17, 2018 vs. Columbia</b>	<b>10</b>
<b>Jan. 12, 2019 vs. Old Dominion</b>	<b>10</b>
Jan. 23, 2019 at Florida Atlantic	9
Feb. 2, 2018 vs. Louisiana Tech	9

## CAREER FIVE-PLUS STEAL GAMES (in order by date; career-high in bold)

Dec. 2, 2017 vs. South Alabama	5
<b>Dec. 11, 2017 at USF</b>	<b>6</b>
Dec. 19, 2017 vs. Florida Gulf Coast	5
<b>Dec. 22, 2017 vs. Hartford</b>	<b>6</b>
<b>Dec. 30, 2017 vs. Florida Atlantic</b>	<b>6</b>
Feb. 3, 2018 vs. Louisiana Tech	5
<b>Nov. 16, 2018 at Fordham</b>	<b>6</b>
Dec. 1, 2018 at Arkansas	5
Dec. 30, 2018 at Ohio	5
Jan. 10, 2019 vs. Charlotte	5
Feb. 14, 2019 vs. Rice	5
<b>Feb. 23, 2019 at Florida Atlantic</b>	<b>6</b>



**BRIAN BEARD, JR.**  
**AMONG NCAA DIVISION I LEADERS (TOP 50) ...**  
**4TH** IN STEALS-PER-GAME (2.9)      **22ND** IN TOTAL ASSISTS (195)  
**4TH** IN TOTAL STEALS (94)      **39TH** IN FT ATTEMPTS (210)  
**19TH** IN ASSISTS-PER-GAME (6.1)

(THROUGH MARCH 20)



## FIU ALL-TIME IN OVERTIME

- Overall Record: 24-43
- Home: 11-16 (FIU Arena: 9-14)
- Away: 9-20, Neutral: 4-6

Date	W/L	Opponent
Nov. 20, 1981	L	at Augusta 67, FIU 66 (2ot)
Jan. 18, 1982	W	FIU 81, at Florida Memorial 77
Feb. 18, 1982	W	at FIU 81, Florida Tech 73
Jan. 15, 1983	L	at Florida Memorial 114, FIU 107
Dec. 18, 1984	L	Fla. Southern 87, at FIU 84 (2ot)
Dec. 23, 1985	L	Cheyney 54, at FIU 53
Jan. 21, 1986	W	at FIU 79, St. Thomas 78
Dec. 18, 1986	W	at FIU 94, Dartmouth 89
Jan. 16, 1987	W	at FIU 95, UMES 93 (2ot)
Jan. 9, 1989	L	Arkansas State 88, at FIU 77
Feb. 7, 1989	W	FIU 105, at UCF 103 (2ot)
Feb. 25, 1989	L	at Nicholls State 91, FIU 81
Dec. 30, 1991	L	at Louisiana 104, FIU 93 (2ot)
Jan. 23, 1992	L	at SE Louisiana 81, FIU 79
Feb. 8, 1992	W	FIU 68, at Stetson 65
Jan. 14, 1993	W	FIU 69, at Georgia State 68
Feb. 20, 1993	L	at Centenary 84, FIU 81
March 3, 1994	L	Centenary 69, FIU 67
Dec. 10, 1994	L	VCU 76, at FIU 67
Jan. 21, 1995	L	Mercer 86, at FIU 76
March 3, 1995	W	FIU 65, SE La. 64
Feb. 5, 1996	W	at FIU 90, Jacksonville State 88

Feb. 29, 1996	W	FIU 58, Samford 55
Dec. 17, 1998	L	at Illinois-Chicago 78, FIU 70
Feb. 6, 1999	W	at FIU 73, Louisiana Tech 65
Nov. 20, 1999	L	Northern Illinois 98, at FIU 92
Dec. 18, 1999	L	St. Bonaventure 78, FIU 70
Dec. 23, 1999	L	Brigham Young 83, at FIU 75
Dec. 30, 2000	L	at North Texas 70, FIU 68
Jan. 16, 2001	L	at Arkansas State 57, FIU 56
Jan. 10, 2002	W	FIU 79, at North Texas 78
Nov. 26, 2002	W	FIU 68, at Princeton 65
Dec. 28, 2002	L	Duquesne 71, at FIU 68
Jan. 5, 2003	L	North Texas 94, at FIU 91
March 21, 2004	W	at FIU 63, New Orleans 58
Dec. 28, 2004	W	at FIU 74, Ohio 73
Jan. 11, 2005	L	at La Salle 74, FIU 72
Jan. 30, 2005	W	at FIU 118, UALR 114 (5ot)
Nov. 29, 2005	W	at FIU 69, USF 64 (2ot)
Dec. 20, 2005	L	at La Salle 70, FIU 61
Dec. 27, 2005	L	St. Bonaventure 69, FIU 65
Feb. 11, 2006	L	at Arkansas State 85, FIU 84
Feb. 28, 2007	L	at Florida Atlantic 91, FIU 88
Dec. 20, 2008	L	Tennessee-Martin 77, at FIU 76
Feb. 7, 2009	W	at FIU 80, Arkansas State 76
Dec. 20, 2009	W	FIU 80, at North Texas 70
Feb. 11, 2010	L	at South Alabama 69, FIU 65
Jan. 15, 2011	L	at Denver 79, FIU 70
Feb. 3, 2011	W	FIU 81, at Troy 80

Feb. 19, 2011	L	Florida Atlantic 80, at FIU 78
Nov. 14, 2011	W	FIU 79, George Mason
Jan. 14, 2012	L	at Louisiana 87, FIU 81
Feb. 23, 2012	L	Troy 75, FIU 70
Nov. 19, 2013	L	vs. Youngstown State 74, FIU 72
Jan. 2, 2014	L	at Florida A&M 93, FIU 88
Nov. 28, 2014	W	FIU 61, Wright State 59
Jan. 15, 2015	W	FIU 66, Marshall 62
Feb. 12, 2015	W	FIU 73, at Southern Miss 71
Nov. 22, 2015	L	vs. Oral Roberts 76, FIU 70
Dec. 6, 2015	L	vs. FGCU 84, FIU 76
Dec. 19, 2015	L	at Northern Illinois 78, FIU 75 (2ot)
Nov. 18, 2016	L	at South Alabama 69, FIU 64
Nov. 19, 2016	L	vs. Jacksonville 78, FIU 75
Nov. 30, 2016	L	at Elon 84, FIU 81
Jan. 12, 2017	L	at UTEP 88, FIU 87 (2ot)
Feb. 16, 2017	L	at Southern Miss 69, FIU 66
Nov. 12, 2017	L	vs. Stetson 70, FIU 64
Nov. 17, 2017	L	vs. Elon 95, FIU 87 (3ot)
Jan. 4, 2018	L	vs. Middle Tennessee 71, FIU 66
Jan. 27, 2018	L	at North Texas 69, FIU 67

## THE LAST TIME FIU ...

Beat a Top 25 Team	Never	OPP scored 40 or less	11/13/15 vs. Trinity Baptist (39)	20+ turnovers	1/19/19 at Marshall (20)
Beat a Top 10 Team	Never	Consecutive OPP below 40	Never	OPP 25+ turnovers	2/14/19 vs. Rice (33)
Beat a Top 5 Team	Never	OPP scored 10 or less in a half	Never	Player 40+ points	Never
Beat a C-USA Team by 20 or more	1/20/18 vs. Charlotte (79-59)	OPP shot below 30%	11/10/18 vs. Johnson & Wales (26.2) (16-61)	Player 35+ points	11/18/18 vs. Youngstown State (Brian Beard, Jr., 36)
Won in overtime	2/12/15 at Southern Miss (73-71)	Shot 60%+ FG	1/21/17 vs. UAB (65.3%) (32-49)	Player 30+ points	11/18/18 vs. Youngstown State (Brian Beard, Jr., 36)
Lost in overtime	1/27/18 at North Texas (69-67, ot)	Shot 60%+ FG in C-USA	1/21/17 vs. UAB (65.3%) (32-49)	3 players 20+ points	Never
Played double overtime	1/12/16 at UTEP (L, 88-87, 2ot)	Shot 50%+ FG in C-USA	1/19/19 at Marshall (53.8%) (42-78)	2 players 20+ points	2/23/19 at Florida Atlantic (Antonio Daye, Jr., 22; Brian Beard, Jr., 20)
Played triple overtime	11/17/17 vs. Elon (95-87, 3ot)	OPP shot 60%+	12/1/18 at Arkansas (60.9%) (42-69)	6+ players 10+ points	12/20/18 vs. Florida Memorial (6)
Came from +10 down to win	1/23/19 at FAU (-10, 18-8)	Shot 70%+ in a half	1/21/17 vs. UAB (75.0%) (18-24)	5+ players 10+ points	3/6/19 Marshall (5)
Won non-conf road/neut game	11/28/18 at FGCU (81-80)	Shot 60%+ in a half	1/16/10 vs. North Texas (60.5%) (14-23)	10 players 10+ minutes	12/20/18 vs. Florida Memorial (10)
Won C-USA road game	2/23/19 at FAU (79-76)	Shot under 30%	1/5/19 at UAB (27.3%)	Player 20+ rebounds	11/30/16 at Elon (Mike Kessens) (23)
Lost at home	1/31/19 vs. Southern Miss (89-73)	Shot 60%+ from 3PT	1/21/17 vs. UAB (75.0%) (6-8)	Player 15+ rebounds	1/19/19 at Marshall (Osasumwen Osaghae, 15)
Lost non-conf home	12/18/18 vs. USF (82-73)	Shot 50%+ from 3PT	2/3/18 vs. Louisiana Tech (50.0%) (9-17)	Player 10+ assists	1/12/19 vs. Old Dominion (Brian Beard, Jr., 10)
Scored 100+	12/20/18 vs. Florida Memorial (W, 108-67)	Shot 95%+ from FT	2/13/99 vs. Louisiana (100%) (13-13)	Player 5+ steals	2/23/19 at Florida Atlantic (Brian Beard, Jr., 6)
Allowed 100+	2/7/19 at UTSA (L, 100-50)	Shot 85%+ from FT	2/14/19 vs. Rice (90.0%) (18-20)	Player 5+ blocks	2/16/19 vs. North Texas (Osasumwen Osaghae, 5)
Scored 90+	1/19/19 at Marshall (L, 105-97)	Shot 50% or less from FT	1/23/19 at FAU (44.4%) (8-18)	Player Triple-Double	3/7/15 vs. UAB (Adrian Diaz (14 pts., 12 rbs., 13, blks.))
Allowed 90+	3/6/19 Marshall (L, 94-78)	50+ rebounds	12/20/18 vs. Florida Memorial (50)		
Scored 80+	3/3/19 vs. Louisiana Tech (W, 83-76)	45+ rebounds	3/6/19 Marshall (48)		
Scored 80+ in C-USA	3/3/19 vs. Louisiana Tech (W, 83-76)	20+ offensive rebounds	12/1/18 at Arkansas (20)		
Scored under 50	2/14/15 at LA Tech (42-75)	20 or less rebounds	Never		
Scored under 40	1/16/14 vs. ODU (36-52)	OPP less than 20 rebounds	Never		
Scored 60+ in a half	12/20/18 vs. Florida Memorial (62)	15+ steals	1/14/19 vs. Rice (18)		
Scored 50+ in a half	1/19/19 at Marshall (54)	10+ steals	3/13/19 vs. North Texas (11)		
Bench scored 50+ points	11/10/18 vs. Johnson & Wales (63)	30+ assists	Never		
OPP scored 45 or less	12/29/15 vs. FAMU (65-45)	20+ assists	2/2/19 vs. Louisiana Tech (20)		
Consecutive OPP below 45	Never	5 or less turnovers	1/13/18 at UTEP (5)		

## FIU CAREER HIGHS

## 0 - PHILLIP SMITH

Points	8 at UTSA (2/7/19)
Rebounds	3 at UTSA (2/7/19)
Assists	1 vs. Florida Memorial (12/20/18)
Steals	1, 2X last vs. Rice (2/14/19)
Blocked Shots	0
Minutes	16 at UTSA (2/7/19)
Field Goals Made	3 at UTSA (2/7/19)
Field Goal Attempts	6 at UTSA (2/7/19)
Three-Point Field Goals Made	1, 3X last vs. North Texas (3/10/19)
Three-Point Field Goals Attempted	3 at UTSA (2/7/19)
Free Throws Made	1 at UTSA (2/7/19)
Free Throw Attempts	2 at UTSA (2/7/19)

## 1 - ISAIAH BANKS

Points:	17 vs. Elon (11/17/17)
Rebounds	6 at Arkansas (12/1/18)
Assists	4 vs. Southern Miss (1/31/19)
Steals	4 at UTEP (2/9/19)
Blocked Shots	1, 8X last vs. North Texas (3/13/19)
Minutes	28 vs. North Texas (3/13/19)
Field Goals Made	7 vs. Webber International (11/7/18)
Field Goal Attempts	11 vs. Webber International (11/7/18)
Three-Point Field Goals Made	4 vs. Elon (11/17/17)
Three-Point Field Goals Attempted	6 vs. Elon (11/17/17)
Free Throws Made	3, 3X last at UTEP (2/9/19)
Free Throw Attempts	4 at UTEP (2/9/19)

## 2 - CORDELL VEIRA

Points	9 vs. Concordia-St. Paul (11/19/17)
Rebounds	4, 3X last vs. Johnson & Wales (11/9/18)
Assists	4 vs. Concordia-St. Paul (11/19/17)
Steals	2 vs. Florida Memorial (11/10/17)
Blocked Shots	2 at Florida Gulf Coast (11/28/18)
Minutes	39 vs. Concordia-St. Paul (11/19/17)
Field Goals Made	3 vs. Concordia-St. Paul (11/19/17)
Field Goal Attempts	8 vs. Concordia-St. Paul (11/19/17)
Three-Point Field Goals Made	3 vs. Concordia-St. Paul (11/19/17)
Three-Point Field Goals Attempted	4 vs. Concordia-St. Paul (11/19/17)
Free Throws Made	3 vs. Florida Memorial (12/20/18)
Free Throw Attempts	4, 2X last vs. Florida Memorial (12/20/18)

## 3 - TREJON JACOB

Points	38 vs. Florida Gulf Coast (12/19/17)
Rebounds:	9 vs. Stetson (11/12/17)
Assists	4 vs. Rice (2/24/18)
Steals	4, 3X last vs. North Texas (3/13/19)
Blocked Shots	2 at Milwaukee (11/18/17)
Minutes	42 vs. Middle Tennessee (1/4/18)
Field Goals Made	13 vs. Florida Gulf Coast (12/19/17)
Field Goal Attempts	21 at Rice (1/25/18)
Three-Point Field Goals Made	7 vs. Florida Gulf Coast (12/19/17)
Three-Point Field Goals Attempted	13, 2X last vs. Louisiana Tech (2/2/19)
Free Throws Made	7, 2X last at Florida Atlantic (2/17/18)
Free Throw Attempts	11 vs. Florida Gulf Coast (12/19/17)

## 4 - BRIAN BEARD, JR.

Points	36 vs. Youngstown State (1/18/18)
Rebounds	8, 3X last vs. North Florida (12/13/18)
Assists	10, 3X last vs. Old Dominion (1/12/19)
Steals	6, 7X last at Florida Atlantic (2/23/19)
Blocked Shots	1, 2X last vs. Florida Atlantic (1/26/19)
Minutes	47 vs. Elon (11/17/17)
Field Goals Made	10, 2X last vs. Southern Miss (3/7/18)
Field Goal Attempts	23 at Middle Tennessee (1/3/19)
Three-Point Field Goals Made	5 at Middle Tennessee (1/3/19)
Three-Point Field Goals Attempted	13 at Middle Tennessee (1/3/19)
Free Throws Made	16 vs. Youngstown State (11/18/18)
Free Throw Attempts	20 vs. Youngstown State (11/18/18)

## 5 - ANTONIO DAYE, JR.

Points	20 vs. North Texas (2/16/19)
Rebounds	8 vs. Webber International (11/7/18)
Assists	7 at Florida Atlantic (1/23/19)
Steals	5, 2X vs. Rice (2/14/19)
Blocked Shots	1 vs. Louisiana Tech (3/3/19)
Minutes	35 at Florida Atlantic (1/23/19)
Field Goals Made	9 at Florida Atlantic (2/23/19)
Field Goal Attempts	14, 2X last vs. North Texas (3/10/19)
Three-Point Field Goals Made	5 vs. North Texas (2/16/19)
Three-Point Field Goals Attempted	8 vs. North Texas (2/16/19)
Free Throws Made	8 vs. Ave Maria (11/23/18)
Free Throw Attempts	11 vs. Ave Maria (11/23/18)

## 10 - DEVON ANDREWS

Points	26 at UTEP (2/9/19)
Rebounds	11 vs. Columbia (11/17/18)
Assists	5 vs. North Texas (3/10/19)
Steals	4, 3X last vs. Florida Memorial (12/20/18)
Blocked Shots	2, 2X last vs. Louisiana Tech (3/3/19)
Minutes	33, 2X last at UTEP (2/9/19)
Field Goals Made	11 at Marshall (1/19/19)
Field Goal Attempts	21 at Marshall (1/19/19)
Three-Point Field Goals Made	3 vs. Florida Atlantic (1/26/19)
Three-Point Field Goals Attempted	7 at Ohio (12/30/18)
Free Throws Made	12 vs. Louisiana Tech (3/3/19)
Free Throw Attempts	15 vs. Louisiana Tech (3/3/19)

## 15 - JAMES AMETEPE

Points	8 vs. Ave Maria (11/23/18)
Rebounds	5 vs. Ave Maria (11/23/18)
Assists	0
Steals	1 vs. Ave Maria (11/23/18)
Blocked Shots	1 vs. Johnson & Wales (11/7/18)
Minutes	9, 2X last vs. Ave Maria (11/23/18)
Field Goals Made	3, 2X last at UTSA (2/7/19)
Field Goal Attempts	7 vs. Ave Maria (11/23/18)
Three-Point Field Goals Made	0
Three-Point Field Goals Attempted	0
Free Throws Made	2 vs. Ave Maria (11/23/18)
Free Throw Attempts	2 vs. Ave Maria (11/23/18)

## FIU CAREER HIGHS

**20 - WILLY NUNEZ, JR.**

Points	22 vs. Florida Memorial (12/20/18)
Rebounds	7 vs. Webber International (11/7/18)
Assists	3, 2X last vs. Johnson & Wales (11/7/18)
Steals	2, 4X last at WKU (1/17/19)
Blocked Shots	1, 3X last vs. Milwaukee (11/13/18)
Minutes	32 at North Florida (12/13/17)
Field Goals Made	7, 4X last vs. Southern Miss (1/31/19)
Field Goal Attempts	15 at North Florida (12/13/17)
Three-Point Field Goals Made	7 vs. Southern Miss (1/31/19)
Three-Point Field Goals Attempted	13, 2X last vs. Southern Miss (1/31/19)
Free Throws Made	4, 3X last vs. USF (12/18/18)
Free Throw Attempts	5, 5X last at Florida Atlantic (2/23/19)

**22 - ELHADJI DIENG**

Points	8 vs. North Florida (12/13/18)
Rebounds	8 vs. Florida Atlantic (12/30/17)
Assists	1, 5X last vs. Florida Memorial (12/20/18)
Steals	1, 8X last vs. Louisiana Tech (3/3/19)
Blocked Shots	2, 4X last vs. Charlotte (1/20/18)
Minutes	22 vs. Stetson (11/12/17)
Field Goals Made	3, 3X last vs. North Florida (12/13/18)
Field Goal Attempts	5, 3X last vs. North Florida (12/13/18)
Three-Point Field Goals Made	0
Three-Point Field Goals Attempted:	0
Free Throws Made	4 at UTSA (1/11/18)
Free Throw Attempts	6 vs. Johnson & Wales (11/7/18)

**31 - MICHAEL DOUGLAS**

Points	19 at UTEP (1/13/18)
Rebounds	10 at UTEP (1/13/18)
Assists	3 vs. Johnson & Wales (11/9/18)
Steals	3, 3X last at North Texas (2/27/18)
Blocked Shots	2, 3X last vs. Johnson & Wales (11/9/18)
Minutes	38, 2X last vs. Southern Miss (3/7/18)
Field Goals Made	8 at UTEP (1/13/18)
Field Goal Attempts	14 at UTEP (1/13/18)
Three-Point Field Goals Made	4, 2X last vs. North Texas (2/22/18)
Three-Point Field Goals Attempted	8 at Old Dominion (3/3/18)
Free Throws Made	7, 2X last vs. FGCU (12/19/17)
Free Throw Attempts	10, 2X last vs. FGCU (12/19/17)

**34 - OSASUMWEN OSAGHAE**

Points	18 vs. North Florida (12/13/18)
Rebounds	15, 2X last at Marshall (1/19/19)
Assists	2 vs. Louisiana Tech (3/3/19)
Steals	3, 2X last vs. North Texas (3/13/19)
Blocked Shots	7 vs. Charlotte (1/10/19)
Minutes	35 vs. Old Dominion (1/12/19)
Field Goals Made	8 vs. North Florida (12/13/18)
Field Goal Attempts	12 at UTSA (1/11/18)
Three-Point Field Goals Made	0
Three-Point Field Goals Attempted	1 vs. Johnson & Wales (11/7/18)
Free Throws Made	7 vs. Florida Atlantic (1/26/19)
Free Throw Attempts	12 at UTSA (1/11/18)

## NOV. 7, 2018 | VS. WEBBER INTERNATIONAL | MIAMI, FLA.

Official Basketball Box Score - Game Totals - Final Statistics  
Webber International vs FIU  
11/07/18 7:00 p.m. at Miami, Fla.

## Webber International 84 - 2-1

#	Player	Total	3-Ptr	Rebounds			PF	TP	A TO Blk Stl			Min
		FG-FGA	FG-FGA	FT-FTA	Off Def Tot							
03	Tommie Luke	* 5-13	0-2	3-7	1 5 6	3	13	2 4 0 0	0	20		
04	Simon Francis	* 2-10	0-4	2-2	6 5 11	2	6	5 3 1 1	23			
06	Malik Morrow	* 5-11	4-9	0-0	1 4 5	1	14	0 5 0 0	28			
14	Kevin Grace	* 3-8	1-5	5-5	1 4 5	3	12	0 0 0 0	24			
21	Rashawn Etienne	* 2-11	1-6	2-2	3 2 5	2	7	3 4 0 0	26			
00	Orlando Fletcher	* 0-0	0-0	0-0	0 1 1	0	0	0 0 0 0	3			
03	Nicholas Blocker	* 0-1	0-0	1-4	0 2 2	3	1	1 5 0 2	8			
12	Nicholas Toledo	* 1-4	0-1	4-6	0 1 1	3	6	1 1 0 1	19			
20	Nikita Orap	* 0-2	0-0	0-0	0 1 1	1	0	1 0 0 0	7			
22	Herman Robinson	* 1-1	0-0	0-0	0 0 0	2	2	0 1 0 0	6			
24	Garrett Woodmansee	* 5-7	3-5	1-2	0 6 6	1	14	0 0 0 0	13			
23	Jonathan Phillistin	* 2-3	0-1	4-6	1 2 3	1	8	2 2 0 1	16			
33	Georges Darvlien	* 0-3	0-1	1-2	0 2 2	0	1	0 0 0 0	5			
Team					2 2 4							
Totals		26-74	9-36	23-36	15 37 52	22	84	15 26 1 5	200			
FG % 1st Half: 15-39 38.5%		2nd half: 11-25 31.4%		Game: 26-74 35.1%		Deadball Rebounds 9						
3FG % 1st Half: 4-22 18.2%		2nd half: 3-14 21.4%		Game: 9-36 25.0%								
FT % 1st Half: 6-10 60.0%		2nd half: 17-26 65.4%		Game: 23-36 63.9%								

## FIU 110 - 1-0

#	Player	Total		3-Ptr		Rebounds			PF	TP	A TO Blk Stl			Min
		FG-FGA	FG-FGA	FT-FTA	Off Def Tot	PF	TP							
03	JACOB, Trejon	* 7-12	4-7	1-3	0	3	3	2	19	0	1	1	1	19
04	BEARD, JR., Brian	* 8-15	2-6	2-6	0	6	6	1	20	9	3	0	4	26
10	ANDREWS, Devon	* 9-13	2-3	2-3	4	1	5	1	23	4	3	1	1	22
11	BURWELL, Marcus	* 3-7	0-3	3-4	0	2	2	3	9	1	1	0	2	20
22	DIENG, Elhadji	* 0-0	0-0	0-1	0	2	2	1	0	1	0	1	0	10
01	BANKS, Isaiah	* 7-11	0-4	0-4	3	2	5	3	14	1	1	0	1	23
02	VEIRA, Cordell	* 1-2	0-1	1-2	0	4	4	3	3	1	2	1	1	13
05	DAYE, JR., Antonio	* 6-11	0-1	2-3	1	7	8	4	14	3	2	0	2	18
15	AMETEP, James	* 1-2	0-0	0-0	0	0	0	2	2	0	0	0	0	5
20	NUNEZ, JR., Willy	* 1-7	1-7	1-2	1	6	7	2	4	0	3	1	2	21
31	DOUGLAS, Michael	* 1-3	0-1	0-0	0	1	1	4	2	1	0	0	0	14
34	OSAGHAE, Osasumwen	* 0-2	0-0	0-0	2	2	4	4	0	0	1	2	2	9
Team					2	1	3							
Totals		44-85	9-32	13-30	13	37	50	30	110	21	17	7	16	200
FG % 1st Half: 22-44 50.0%		2nd half: 22-42 52.4%		Game: 44-85 51.8%		Deadball Rebounds 8								
3FG % 1st Half: 5-18 27.8%		2nd half: 4-14 28.6%		Game: 9-32 28.1%										
FT % 1st Half: 8-18 44.4%		2nd half: 5-12 41.7%		Game: 13-30 43.3%										

Officials: Jeff Pott, Brandon Hiers, Antonio Vargas  
Technical fouls: Webber International-None, FIU-None.  
Attendance: 877  
Flagrant 1 Foul on WLU's Blocker at 9:01 (2nd)

Score by periods	1st	2nd	Total
Webber International	42	42	84
FIU	57	53	110

Lost FG - WUWBB 2nd-00:51, FIUW 2nd-00:15.  
Largest lead - WUWBB None, FIUW by 27 2nd-00:15.  
WUWBB led for 00:00. FIUW led for 39:50. Game was tied for 00:00.

Points	In	Off	2nd	Fast	Bench
WUWBB	32	27	9	4	32
FIUW	70	32	11	38	39

Score tied - 0 times.  
Lead changed - 0 times.

## NOV. 9, 2018 | VS. JOHNSON &amp; WALES | MIAMI, FLA.

Official Basketball Box Score - Game Totals - Final Statistics  
Johnson & Wales vs FIU  
11/09/18 7:45 PM at Ocean Bank Convocation Center

## Johnson &amp; Wales 47 - 0-3

#	Player	Total	3-Ptr	Rebounds																	
		FG-FGA	FG-FGA	FT-FTA	Off	Def	Tot	PF	TP	A	TO	Blk	Stl	Min							
02	Dwayne Adams	* 2-6	0-0	4-4	0	3	3	2	8	4	7	0	2	27							
03	Michael Stuart	* 3-10	2-7	0-0	0	0	0	1	8	3	0	0	0	35							
04	Jacknecore Joseph	* 0-6	0-4	3-3	2	2	4	3	0	3	0	3	0	120							
20	David Joachim	* 3-5	2-3	0-0	2	2	4	4	8	0	2	0	0	13							
31	Gustav Ling	* 3-6	1-4	0-1	1	4	5	5	7	1	2	2	2	13							
05	Quadian Johnson	* 0-2	0-0	0-0	1	0	1	1	0	0	0	0	0	4							
10	Dylan McHugh	* 2-7	2-7	0-0	1	3	4	0	6	0	0	0	0	28							
11	Sidney Alcona	* 0-5	0-5	0-0	0	3	3	1	0	1	2	0	0	9							
12	Jordan Martin	* 0-2	0-0	0-0	0	0	0	0	1	0	0	0	0	5							
14	Justin Walker	* 1-7	0-2	0-0	0	1	1	1	2	0	0	0	0	16							
21	Sebastian Paig	* 0-1	0-1	0-0	0	0	0	0	0	0	0	0	0	6							
22	William Vermeylen	* 0-2	0-0	0-0	1	3	4	2	0	0	1	2	0	18							
23	Tristan Stephens	* 2-2	0-0	1-2	1	3	4	4	5	1	6	0	0	14							
	Team				4	1	5					4									
Totals		16-61	7-33	8-10	13	25	38	25	47	10	29	4	5	200							
FG % 1st Half: 9-32 28.1%		2nd half: 7-29 24.1%		Game: 16-61 26.2%		Deadball Rebounds 0															
3FG % 1st Half: 4-16 25.0%		2nd half: 3-17 17.6%		Game: 7-33 21.2%																	
FT % 1st Half: 5-6 83.3%		2nd half: 3-4 75.0%		Game: 8-10 80.0%																	

## FIU 117 - 2-0

FEB 11, 2010														
		Total	3-Ptr	Rebounds										
#	Player	FG	FGA	FT	FTA	Off	Def	Tot	PF	TP	A	TO	Blk	Stl
03	JACOB, Trejon	* 2-7	0-4	2-3	2	1	3	1	6	1	2	0	4	17
04	BEARD, JR., Brian	* 4-8	3-4	3-4	0	3	3	1	14	7	1	0	4	22
10	ANDREWS, Devon	* 8-8	2-2	4-4	1	1	2	0	20	0	1	0	1	15
11	BURWELL, Marcus	* 4-11	1-6	1-2	0	3	3	1	10	6	1	0	2	20
22	DIENG, Elhadji	* 1 1	0 0	2 6	1	1	2	1	4	0	0	0	0	9
01	BANKS, Isaiah	* 4-6	2-4	2-3	0	3	3	2	12	1	1	0	3	18
02	VEIRA, Cordell	* 2-4	1-3	0-0	0	4	4	0	5	1	0	1	0	16
05	DAYE, JR., Antonio	* 4-8	0-1	4-7	2	3	5	3	12	4	3	0	1	20
15	AMETEP, James	* 1-4	0-0	0-0	1	1	2	1	2	0	0	1	0	9
20	NUNEZ, JR., Willy	* 6-10	5-9	2-2	0	3	3	0	19	3	0	0	0	19
31	DOUGLAS, Michael	* 1-5	0-3	1-2	2	2	4	1	3	0	0	2	0	17
34	OSAGHAE, Osasumwen	* 4-6	0-1	2-4	5	7	12	1	10	0	0	3	0	18
Team						5	2	7				1		
Totals		41-78	14-37	21-37	19	34	53	12	117	26	10	7	15	200
FG % 1st Half: 24-39 61.5%		2nd half: 17-39 43.6%		Game: 41-78 52.6%		Deadball Rebounds 9								
3FG % 1st Half: 7-16 43.8%		2nd half: 7-21 33.3%		Game: 14-37 37.8%										
FT % 1st Half: 15-23 65.2%		2nd half: 6-14 42.9%		Game: 21-37 56.8%										

Officials: Kevin Mathis, Josue Nieves, Shane Land  
Technical fouls: Johnson & Wales-None, FIU-None.  
Attendance: 719

Score by periods	1st	2nd	Total
Johnson & Wales	27	20	47
FIU	70	47	117

Lost FG - JWUW 2nd-01:31, FIUW 2nd-01:14.  
Largest lead - JWUW None, FIUW by 70 2nd-01:46.  
JWUW led for 00:00. FIUW led for 39:17. Game was tied for 00:48.

Score tied - 1 time.  
Lead changed - 0 times.

## NOV. 13, 2018 | VS. MILWAUKEE | MIAMI, FLA.

Official Basketball Box Score - Game Totals - Final Statistics  
Milwaukee vs FIU  
11-13/18 7 p.m. at Ocean Bank Convocation Center, Miami, FL

## Milwaukee 83 - 0-3

		Total	3-Ptr	Rebounds										
#	Player	FG-FGA	FT-FTA	Off	Def	Total	PF	TP	A	TO	Blk	Stl	Min	
01	ABRAM, DeAndre	* 5-13	1-5	0-0	2	13	15	1	11	0	3	3	1	34
02	ARTHUR-WILLIAMS, B.	* 0-0	0-0	0-0	0	0	0	2	0	0	0	0	2	3
12	ALLEN, Amir	* 2-2	0-0	1-1	1	2	3	1	5	0	1	1	0	9
13	WRIGHT, Jake	* 3-7	3-7	0-0	0	1	1	2	9	1	4	1	0	38
20	ROY, Darius	* 7-19	2-5	3-4	1	5	6	2	19	5	3	0	2	38
04	BARNES, Bryce	2-7	0-0	2-4	1	0	1	3	6	1	4	0	2	23
04	SESSOMS, Wil	7-9	0-0	3-5	6	3	9	3	17	0	1	1	1	16
05	WARREN-NEWSOME, C.	4-8	0-1	2-3	0	7	7	4	10	5	2	0	1	26
11	JOHNSON, Vance	2-5	0-0	2-4	1	2	3	5	6	0	3	0	0	13
25	MADGE, Jamar	0-0	0-0	0-0	0	0	0	0	0	0	0	0	0	0+
Team					3	2	5				1			
Totals		32-70	6-18	13-21	15	35	50	23	83	12	22	6	9	200
FG 1st Half: 19-41		46.3%	2nd half: 13-29	44.8%	Game: 32-70		45.7%	Deadball						
3FG 1st Half: 5-10		50.0%	2nd half: 1-8	12.5%	Game: 6-18		33.3%	Rebounds						
FT 1st Half: 7-10		70.0%	2nd half: 6-11	54.5%	Game: 13-21		61.9%	2						



## NOV. 17, 2018 | VS. COLUMBIA | BRONX, N.Y.

Official Basketball Box Score -- Game Totals -- Final Statistics  
FIU vs Columbia  
11/17/18 6:00 pm at

## FIU 98 • 3-1

#	Player	Total			3-Ptr			Rebounds			PF	TP	A	To	Blk	Stl	Min
		FG-FGA	FG-FGA	FT-FTA	Off	Def	Tot										
01	Banks,Isaiah	6-9	1-3	0-3	1	0	1	3	13	0	0	0	3	18			
02	Veira, Cordell	1-1	1-1	0-0	0	0	0	0	3	1	1	0	0	6			
03	Jacob, Trejon	4-9	2-6	1-2	0	6	6	0	11	1	2	0	1	27			
04	Brian Beard Jr	7-17	1-4	11-18	0	6	6	2	26	10	3	0	3	33			
05	Antonio Daye,Jr	0-2	0-0	1-2	2	2	4	2	1	1	3	0	0	15			
10	Andrews,Devon	6-12	1-2	4-4	0	11	11	3	17	2	2	1	2	28			
11	Burwell, Marcus	0-0	0-0	0-0	0	0	0	4	0	0	0	0	0	7			
20	Wily Nunez Jr	5-12	4-11	1-2	2	3	5	0	15	0	1	0	0	27			
22	Dieng,Elhadji	0-0	0-0	0-0	0	0	0	4	0	0	1	0	0	7			
31	Douglas,Michael	0-1	0-0	0-0	0	0	0	2	0	0	0	0	0	9			
34	Osaghae,Osasumwen	5-6	0-0	2-5	5	4	9	5	12	1	1	3	0	23			
	Team				0	0	0										
Totals		34-69	10-27	20-36	10	32	42	25	98	16	14	4	9	200			
FG % 1st Half: 15-29 51.7%		2nd half: 19-40 47.5%		Game: 34-69 49.3%		Deadball											
3FG % 1st Half: 3-13 38.5%		2nd half: 1-14 35.7%		Game: 10-27 37.0%		Rebounds											
FT % 1st Half: 8-14 57.1%		2nd half: 12-22 54.5%		Game: 20-35 56.6%		10,1											

FG % 1st Half: 15-29 51.7% 2nd half: 19-40 47.5% Game: 34-69 49.3%  
 3FG % 1st Half: 5-13 38.5% 2nd half: 5-14 35.7% Game: 10-27 37.0%  
 FT % 1st Half: 8-14 57.1% 2nd half: 12-22 54.5% Game: 20-36 55.6%

## Columbia 87 • 0-3

		Total	3-Ptr	Rebounds												
#	Player	FG-FGA	FG-FGA	FT-FTA	Off	Def	Tot	PF	TP	A	To	Blk	Stl			Min
04	Hunter, Rodney	f	2-3	0-0	2-7	1	6	7	4	6	2	2	1	0	0	24
22	Nweke, Ike	f	2-6	0-0	4-6	2	2	4	1	8	0	1	1	0	0	21
15	Stefanini, Gabe	g	12-17	5-9	4-4	1	3	4	5	33	4	3	0	2	0	28
21	Smith, Mike	g	3-11	0-4	1-2	0	0	0	4	7	4	4	0	3	0	30
33	Bibbs, Tai	g	2-10	1-5	1-2	4	0	4	2	6	1	0	0	0	0	20
03	Tape, Patrick		3-4	0-0	5-6	2	4	6	1	11	1	0	1	0	0	16
10	Adlesh, Quinton		2-8	2-6	0-0	0	3	3	3	6	3	2	0	0	0	19
12	Barba, Peter		0-1	0-1	0-0	0	0	0	1	0	0	0	0	0	0	8
13	Brumant, Randy		0-0	0-0	0-0	0	6	6	4	0	2	2	1	0	0	15
20	Killingsworth, Jake		2-5	2-2	1-2	0	5	5	2	7	1	0	0	0	0	17
32	Ellis, Maka		1-1	1-1	0-0	0	0	0	0	3	0	0	0	0	0	2
Team					0	0	0									
Totals			29-66	11-28	18-29	10	29	39	27	87	18	14	4	5	200	
FG % 1st Half: 6-14 41.2%		2nd half: 15-32 46.9%		Game: 29-66 43.9%		Game: 29-66 43.9%		Game: 29-66 43.9%		Game: 29-66 43.9%		Game: 29-66 43.9%		Game: 29-66 43.9%		Deadball Rebounds 5,2
3FG % 1st Half: 1-4 25.0%		2nd half: 5-14 35.7%		Game: 6-26 23.1%		Game: 6-26 23.1%		Game: 6-26 23.1%		Game: 6-26 23.1%		Game: 6-26 23.1%		Game: 6-26 23.1%		
FT % 1st Half: 7-10 70.0%		2nd half: 11-19 57.9%		Game: 18-29 62.1%		Game: 18-29 62.1%		Game: 18-29 62.1%		Game: 18-29 62.1%		Game: 18-29 62.1%		Game: 18-29 62.1%		

FG % 1st Half: 14-34 41.2% 2nd half: 15-32 46.9% Game: 29-66 43.9%  
 3FG % 1st Half: 6-14 42.9% 2nd half: 5-14 35.7% Game: 11-28 39.3%  
 FT % 1st Half: 7-10 70.0% 2nd half: 11-19 57.9% Game: 18-29 62.1%

Officials: Mike Millone, Matt Oblas, Guy Pagano  
 Technical fouls: FIU-None. Columbia-None.

Attendance: 1834  
 2018 Johnny Bach Classic

Score by periods			1st	2nd	Total	Points	In Paint	Off T/O	2nd Chance	Fast Break	Bench
FIU			43	55	98						
Columbia			41	46	87	FIU	46	21	10	23	98
						COL	30	10	9	3	27

Last FG - FIU 2nd-00:34, COL 2nd-02:26.  
 Largest lead - FIU by 11 2nd-00:34, COL by 10 1st-16:42.  
 FIU led for 21:19, COL led for 16:04. Game was tied for 02:37.

Score tied - 5 times.  
 Lead changed - 3 times.

## NOV. 18, 2018 | VS. YOUNGSTOWN STATE | BRONX, N.Y.

Official Basketball Box Score -- Game Totals -- Final Statistics  
Youngstown St. vs FIU  
11-18-18 12:00 pm at

## Youngstown St. 93 • 2-4

		Total	3-Ptr	Rebounds											
#	Player	FG-FGA	FG-FGA	FT-FTA	Off	Def	Tot	PF	TP	A	To	Blk	Stl	Min	
23	Olamide Pedersen	f	1-2	0-0	1-4	4	1 5	3	3	0	1	0	0	8	
33	Naz Bohannon	f	4-8	0-1	1-2	5	5 10	0	9	4	2	1	0	33	
03	Darius Quisenberry	g	8-17	3-8	2-3	0	1 1	5	21	3	4	0	1	30	
22	Devin Morgan	g	1-5	0-4	0-0	0	1 1	4	2	0	6	0	0	18	
32	Garrett Covington	g	3-5	1-2	2-4	0	4 4	2	9	2	4	0	4	20	
00	Antwan Maxwell		1-5	0-2	1-1	0	0 0	2	3	0	0	1	0	10	
01	Atiba Taylor		2-3	0-1	0-1	0	2 2	1	4	2	2	0	0	8	
02	Jelani Simmons		2-6	1-4	0-0	4	0 4	2	5	2	1	0	1	15	
05	Kendale Hampton		0-0	0-0	2-3	1	2 3	3	2	1	1	0	0	9	
13	Donel Cathcart		9-14	4-7	5-5	1	3 4	2	27	1	1	0	1	24	
21	Noe Anabir		3-4	0-0	0-0	5	1 6	3	6	1	1	0	1	16	
31	Michael Akuckie		0-2	0-2	0-0	0	2 2	1	0	0	0	0	0	5	
42	Alex Holcombe		1-1	0-0	0-0	0	0 0	0	2	0	0	0	0	4	
Team						2	1 3								
Totals			35-72	9-31	14-23	22	23 45	28	93	16	23	2	8	200	

FG % 1st Half: 19-38 50.0% 2nd half: 16-34 47.1% Game: 35-72 48.6%  
 3FG % 1st Half: 5-18 27.8% 2nd half: 4-13 30.8% Game: 9-31 29.0%  
 FT % 1st Half: 5-7 71.4% 2nd half: 9-16 56.3% Game: 14-23 60.9%

## FIU 102 • 5-1

		Total	3-Ptr	Rebounds											
#	Player	FG-FGA	FG-FGA	FT-FTA	Off	Def	TP	PF	TP	A	TO	Blk	Stl	Min	
10	ANDREWS, Devon	f	7-12	0-3	4-8	1	4	5	0	18	1	1	0	2	30
22	DIENG, Elhadji	c	1-1	0-0	0-0	1	1	3	2	1	1	0	0	6	
04	BEARD, Jr., Brian		9-13	2-5	16-20	0	3	3	36	7	2	0	0	34	
11	BURWELL, Marcus		0-4	0-2	0-0	1	3	4	1	0	2	3	0	0	14
20	NUNEZ, Jr., Willy	g	3-9	2-7	0-0	0	3	3	0	8	0	1	0	1	23
01	BANKS, Isaiah		2-4	1-2	1-2	1	0	1	2	6	2	1	0	1	18
03	JACOB, Trejon		3-5	2-4	0-0	0	1	1	1	8	0	0	0	0	14
05	DAYE, Jr., Antonio		2-6	0-0	2-2	0	2	2	1	6	3	4	0	2	25
31	DOUGLAS, Michael		2-5	0-1	0-0	3	0	3	3	4	0	0	0	0	10
34	OSAGHAE, Osasumwen		6-6	0-0	2-2	2	1	3	4	14	0	1	1	1	23
Team						2	3	5							
Totals			35-65	7-24	25-34	10	21	31	18	102	16	14	1	10	197
FG % 1st Half: 16-32 50.0%		2nd half: 19-33 57.6%		Game: 35-65 53.8%		2nd half: 3-10 30.0%		Game: 1-1 29.2%						Deadball Rebounds: 6	
FT % 1st Half: 8-13 61.5%		2nd half: 17-21 81.0%		Game: 25-34 73.5%											

FG % 1st Half: 16-32 50.0% 2nd half: 19-33 57.6% Game: 35-65 53.8%  
 3FG % 1st Half: 4-14 28.6% 2nd half: 3-10 30.0% Game: 7-24 29.2%  
 FT % 1st Half: 8-13 61.5% 2nd half: 17-21 81.0% Game: 25-34 73.5%

Officials: Paul Faia, Ryan Sassano, Tommy Morrissey  
 Technical fouls: Youngstown St.-Darius Quisenberry, FIU-None.  
 Attendance: 123

2018-19 Men's Basketball. Round: 0. FIU vs Youngstown St.. Played at .

Score by periods	1st	2nd	Total
Youngstown St.	48	45	93
FIU	44	58	102

## NOV. 23, 2018 | VS. AVE MARIA | MIAMI, FLA.

Official Basketball Box Score -- Game Totals -- Final Statistics  
Ave Maria vs FIU  
11-23-18 5 p.m. at Ocean Bank Convocation Center, Miami, FL

## Ave Maria 84 • 6-3

#	Player	Total		3-Ptr		Rebounds			PF	TP	A		To	Blk	Stl	Min	
		FG-FGA	FG-FGA	FT-FTA	Off	Def	Tot	PF			TP	A					To
01	GRUIJIC, JOVAN	f	5-6	1-1	3-4	3	3	6	4	14	1	0	1	0	21		
11	BATES, ROMELLO	g	8-12	0-1	0-2	2	7	9	1	16	8	7	0	2	38		
15	BEHREND, LEO	g	4-11	3-7	2-2	1	6	7	3	13	2	5	1	0	23		
20	RICCIO, GIANPAOLO	g	4-9	3-6	2-3	1	4	5	3	13	1	4	0	1	31		
23	STEEL, JEFFREY	g	2-5	1-3	1-2	2	2	4	3	6	0	4	0	0	0	29	
00	BRANKOV, NEMANJA	5	9-9	0-0	0-0	0	8	8	3	10	1	4	0	0	19		
02	WATTS, CAELAN	1	4-7	1-2	0-0	0	1	1	4	3	0	1	0	0	13		
03	SULLIVAN, GREENAN	1	4-7	1-2	0-0	0	2	2	3	9	1	6	0	2	23		
22	MENENDEZ, CHRISTIAN	1	0-1	0-0	0-0	0	1	1	0	0	0	0	0	0	3		
Team							0	2	2			1					
Totals			33-64	10-22	8-13	9	36	45	24	84	14	32	2	5	200		
FG % 1st Half: 18-28		64.3%	2nd half: 15-36	41.7%	Game: 33-64	51.6%											Deadball
3rd % 1st Half: 6-10		60.0%	2nd half: 4-12	33.3%	Game: 10-24	45.5%											Rebounds
FT % 1st Half: 8-8		75.0%	2nd half: 2-5	40.0%	Game: 8-13	61.5%											

DEC. 1, 2018 | AT ARKANSAS | FAYETTEVILLE, ARK.

Official Basketball Box Score -- Game Totals -- Final Statistics  
 FIU vs Arkansas  
 12/01/18 7:00 pm at Fayetteville, Ark. - Bud Walton Arena

FIU 89 • 7-2

#	Player	Total		3-Ptr		Rebounds					PF	TP	A	To	Bk	Stl	Min
		FG-FGA	FG-FGA	FT-FTA	Off	Def	Total										
11	ANDREWS, Devon	f	2-7	0-1	0-0	1	2	3	4	4	1	1	0	1	0	1	16
22	DIENG, Elhadji	c	1-2	0-0	0-0	2	1	3	5	2	0	3	1	0	0	0	11
03	JACOB, Trejon	g	9-18	2-6	0-1	2	6	8	0	20	2	1	0	0	0	0	36
04	BEARD, JR., Brian	g	5-15	1-7	10-12	3	5	8	4	21	6	1	0	5	32		
20	NUNEZ, JR., Willy	g	4-14	3-13	2-2	0	2	2	0	13	0	0	0	0	0	0	28
01	BANKS, Isaiah	g	4-10	0-5	3-7	5	1	6	3	11	1	1	1	0	0	0	23
02	VEIRA, Cordell	g	0-3	0-2	0-0	0	0	0	1	0	2	1	0	1	0	0	10
05	DAYE, JR., Antonio	g	5-10	0-1	5-10	1	2	3	3	15	2	4	0	0	0	0	26
15	AMETEPE, James	g	1-1	0-0	0-0	0	0	0	2	2	0	0	0	0	0	0	3
31	DOUGLAS, Michael	g	0-3	0-2	1-2	1	3	4	5	1	2	2	0	1	1	1	15
Team						5	1	6									
Totals			31-83	6-37	21-34	20	23	43	27	89	16	14	2	8			200
FG % 1st Half: 10-35		28.6%	2nd half: 21-48		43.8%	Game: 31-83		37.3%	3FG % 1st Half: 3-18		16.7%	2nd half: 3-19		15.8%	Game: 6-37		16.2%
FT % 1st Half: 12-17		70.6%	2nd half: 9-17		52.9%	Game: 21-34		61.8%	Deadball Rebounds		5.1						

Arkansas 121 • 5-1

#	Player	Total		3-Ptr		Rebounds					PF	TP	A	To	Bk	Stl	Min
		FG-FGA	FG-FGA	FT-FTA	Off	Def	Total										
02	Adrio Bailey	f	4-6	0-0	2-4	0	4	4	5	10	1	0	4	1	1	16	
10	Daniel Gafford	f	9-12	0-0	5-8	4	8	12	4	23	0	3	4	1	23		
01	Isaiah Joe	g	11-14	10-13	2-2	0	2	2	2	34	3	1	0	2	28		
05	Jalen Harris	g	2-6	0-1	5-6	0	3	3	2	9	10	1	0	0	26		
13	Mason Jones	g	5-8	2-4	7-9	1	9	10	3	19	3	3	0	1	25		
00	Desi Sills	g	3-4	0-1	1-2	1	2	3	3	7	5	3	0	1	19		
11	K. Embery-Simpson	g	3-5	1-3	0-2	0	3	3	1	7	3	2	0	2	18		
15	Jonathan Holmes	g	0-1	0-1	0-0	0	0	0	0	0	0	0	0	0	3		
22	Gabe Osabuohien	g	1-4	0-1	1-4	1	4	5	4	3	1	1	1	0	19		
24	Ethan Henderson	g	1-1	0-0	1-2	0	1	1	0	3	0	0	0	1	4		
25	Jordan Phillips	g	2-6	0-1	0-0	1	1	2	2	4	0	0	0	0	9		
35	Reggie Chaney	g	1-2	0-0	0-0	0	0	0	2	2	0	0	2	1	10		
Team						2	3	5									
Totals			42-69	13-25	24-39	10	40	50	28	121	26	14	11	10		200	
FG % 1st Half: 21-38		55.3%	2nd half: 21-31		67.7%	Game: 42-69		60.9%	3FG % 1st Half: 7-15		46.7%	2nd half: 6-10		60.0%	Game: 13-25		52.0%
FT % 1st Half: 9-14		64.3%	2nd half: 15-25		60.0%	Game: 24-39		61.5%	Deadball Rebounds		8						

Officials: Pat Adams, Will Howard, K.B. Burdett Jr.  
 Technical fouls: FIU-None. Arkansas-None.  
 Attendance: 13763  
 Tickets Scanned: 8,920  
 Fouled out: FIU #22, Dieng (9:49 2H); #31, Douglas (7:19 2H)  
 Arkansas #02, Bailey (5:25 2H)

Score by periods	1st	2nd	Total
FIU	35	54	89
Arkansas	58	63	121

Last FG - FIU 2nd-00:02, AR 2nd-00:18.  
 Largest lead - FIU None, AR by 35 2nd-00:18.  
 FIU led for 00:00. AR led for 39:52. Game was tied for 00:08.

	In	Off	2nd	Fast	Bench
Points	Paint	T/O	Chance	Break	
FIU	50	21	21	23	29
AR	52	15	12	18	26

Score tied - 0 times.  
 Lead changed - 0 times.

DEC. 13, 2018 | VS. NORTH FLORIDA | MIAMI, FLA.

Official Basketball Box Score -- Game Totals -- Final Statistics  
 North Florida vs FIU  
 12-13-18 7 p.m. at Ocean Bank Convocation Center, Miami, FL

North Florida 89 • 4-7

#	Player	Total		3-Ptr		Rebounds			PF	TP	A			To	Bk	Stl	Min
		FG-FGA	FG-FGA	FT-FTA	FT-FTA	Off	Def	Tot			A	To	Bk				
00	HORCHLER, Noah	f	8-13	0-4	0-1	3	7	10	4	16	1	1	2	1	2	25	
02	AMINU, Wajid	f	7-10	0-0	1-1	4	5	9	4	15	1	3	2	0	22		
11	SAMS, Garrett	f	2-12	0-8	7-8	1	0	1	2	11	1	3	0	3	29		
03	ESCOBAR, JT	g	9-18	5-13	5-8	1	5	6	4	28	0	2	0	0	33		
10	GANDIA-ROSA, Ivan	g	0-4	0-2	2-2	2	1	3	3	2	9	4	0	1	27		
04	BALOGUN, Ezekiel	g	3-5	0-1	0-0	2	1	3	1	6	0	0	0	0	8		
12	BURKHARDT, Ryan	g	0-0	0-0	0-0	0	0	0	0	0	0	1	0	0	6		
20	COFFEY II, Brian	g	2-2	1-1	0-0	0	0	0	1	5	1	0	0	1	14		
22	DAY, Trip	g	3-5	0-1	0-0	1	2	3	2	6	2	4	3	3	18		
23	HENDRICKSEN, Carter	g	0-4	0-3	0-0	2	0	2	2	0	4	0	1	0	13		
24	COPELAND, Cam	g	0-0	0-0	0-0	0	0	0	0	0	0	0	0	0	5		
Team			34-73	6-33	15-20	17	22	39	23	89	19	18	8	9	200		
Totals																	
FG % 1st Half: 18-37		48.6%	2nd half: 16-36		44.4%	Game: 34-73		46.6%	3FG % 1st Half: 3-15		20.0%	2nd half: 3-18		16.7%	Game: 6-33		18.2%
FT % 1st Half: 10-13		76.9%	2nd half: 5-7		71.4%	Game: 15-20		75.0%	Deadball Rebounds		3						

FIU 102 • 8-2

#	Player		Total		3-Ptr		Rebounds			PF	TP	A	To	Bk	Stl	Min
			FG-FGA	FG-FGA	FT-FTA	Off	Def	Tot								
11	ANDREWS, Devon	f	3-7	1-2	1-2	0	3	3	3	8	2	1	1	4	23	
22	DIENG, Elhadji	c	3-5	0-0	2-3	3	3	6	2	8	0	1	0	1	14	
03	JACOB, Trejon	g	4-7	2-3	1-2	0	5	5	1	11	2	2	1	1	24	
04	BEARD, JR., Brian	g	9-19	1-5	10-12	2	6	8	2	29	6	5	0	4	33	
20	NUNEZ, JR., Willy	g	3-7	3-6	4-5	0	1	1	0	13	2	1	0	0	25	
01	BANKS, Isaiah	g	4-8	1-3	1-2	0	1	1	4	10	3	1	0	0	21	
05	DAYE, JR., Antonio	g	0-3	0-1	0-0	1	0	1	3	3	0	2	3	0	13	
11	BURWELL, Marcus	g	2-6	1-3	0-0	0	2	2	3	5	2	2	0	2	16	
31	DOUGLAS, Michael	g	0-0	0-0	0-0	0	2	2	1	0	1	0	0	0	11	
34	OSAGHAE, Osasumwen	g	8-11	0-0	2-2	7	0	7	0	18	0	0	4	1	20	
Team						4	1	5								
Totals				36-73	9-23	21-28	17	24	41	19	102	20	16	6	14	200
FG % 1st Half: 16-33			48.5%	2nd half: 20-40		50.0%	Game: 36-73		49.3%	Deadball Rebounds 5						
3FG % 1st Half: 6-13			46.2%	2nd half: 3-10		30.0%	Game: 9-23		39.1%							
FT % 1st Half: 12-17			70.6%	2nd half: 9-11		81.8%	Game: 21-28		75.0%							

Officials: Roger Ayers, Les Jones, Josue Nieves  
 Technical fouls: North Florida-HORCHLER, Noah. FIU-ANDREWS, Devon.  
 Attendance: 622

Score by periods	1st	2nd	Total
North Florida	49	40	89
FIU	50	52	102

Last FG - UNF 2nd-03:38, FIUM 2nd-02:46.  
 Largest lead - UNF by 9 2nd-17:29, FIUM by 13 2nd-01:10.  
 UNF led for 09:14. FIUM led for 25:46. Game was tied for 05:00.

	In	Off	2nd	Fast	Bench
Points	Paint	T/O	Chance	Break	
UNF	56	21	10	9	17
FIUM	54	23	26	13	33

Score tied - 10 times.  
 Lead changed - 16 times.

DEC. 18, 2018 | VS. USF | MIAMI, FLA.

Official Basketball Box Score -- Game Totals -- Final Statistics  
 USF vs FIU  
 12-18-18 7 p.m. at Ocean Bank Convocation Center, Miami, FL

USF 82 • 8-2

#	Player	Total		3-Ptr		Rebounds			PF	TP	A				Min
		FG-FGA	FG-FGA	FT-FTA	Off	Def	Total	To			Bk	Stl			
00	COLLINS, David	*	4-8	2-3	6-8	1	3	4	4	16	0	6	0	1	22
03	RIDEAU, Laquincy	*	9-16	4-5	6-12	3	4	7	4	28	9	7	0	5	39
04	DURR, Michael	*	2-2	0-0	3-7	2	3	5	4	7	1	3	3	2	29
10	YETNA, Alexis	*	4-7	1-1	0-0	3	10	13	5	9	0	2	0	3	26
13	BROWN, Justin	*	4-7	3-5	2-2	0	1	1	2	13	2	3	0	2	32
01	CASTANEDA, Xavier		0-3	0-0	5-8	1	1	2	2	5	1	5	0	2	30
05	WILLIAMS, Rashun		0-0	0-0	0-0	0	0	0	1	0	0	1	0	0	5
11	CALLEJA, Mark		0-0	0-0	0-0	0	0	0	0	0	0	0	0	0	0+
20	KIIR, Mayan		1-2	0-0	0-0	0	2	2	4	2	0	3	0	0	7
34	MARICEVIC, Antun		1-1	0-0	0-0	0	0	0	2	2	0	2	0	0	10
	Team					2	1	3			1				
	Totals		25-46	10-14	22-37	12	25	37	28	82	13	33	3	15	200
	FG % 1st Half: 16-28	57.1%	2nd half: 9-18	50.0%	Game: 25-46	54.3%									Deadball
	3FG % 1st Half: 6-9	66.7%	2nd half: 4-5	80.0%	Game: 10-14	71.4%									Rebounds
	FT % 1st Half: 3-8	37.5%	2nd half: 19-29	65.5%	Game: 22-37	59.5%									9

## DEC. 20, 2018 | AT OHIO | ATHENS, OHIO

Official Basketball Box Score -- Game Totals -- Final Statistics

FIU vs Ohio  
12-30-18 2:00 pm at

## FIU 66 • 9-4

#	Player	Total		3-Ptr		Rebounds			PF	TP	A TO Blk Stl				Min
		FG-FGA	FT-FTA	FG-FGA	FT-FTA	Off	Def	Tot			A	T	Blk	Stl	
10	ANDREWS, Devon	5-12	0-3	1-2	0 5 5	3	11	0	3	0	2	28			
22	DIENG, Elhadji	0-1	0-0	0-0	0 1 1	2	0	0	1	0	0	9			
03	JACOB, Trejon	3-8	0-4	0-2	0 1 1	1	6	0	1	0	4	22			
04	BEARD, JR., Brian	5-13	1-7	2-2	0 2 2	3	13	6	6	0	5	33			
20	NUNEZ, JR., Willy	3-10	1-8	1-2	0 1 1	1	8	2	0	0	1	27			
01	BANKS, Isaiah	0-3	0-0	0 0 0	0 1 1	0	1	0	1	0	0	7			
05	DAYE, JR., Antonio	2-3	0-1	0-0	0 1 3	4	3	2	0	0	5	22			
11	BURWELL, Marcus	3-7	3-7	0-0	0 0 2	9	0	1	0	0	0	14			
31	DOUGLAS, Michael	3-4	2-3	0-0	0 1 2	8	0	0	0	0	1	13			
04	OSAGHAE, Osasumwen	3-4	0-0	1-2	6 7 13	2	7	1	0	1	0	25			
Team					2 0 2										
Totals		27-66	3-20	6-10	19 27 20	66	13	15	1	18	200				
FG % 1st Half: 11-30 36.7%		2nd half: 16-36 44.4%		Game: 27-66 41.5%		3FG % 1st Half: 6-19 31.6%		2nd half: 3-10 30.0%		Game: 9-11 81.8%		Deadball Rebounds 2			
FT % 1st Half: 3-5 60.0%		2nd half: 2-2 100.0%		Game: 5-10 50.0%											

## Ohio 68 • 8-4

#	Player	Total		3-Ptr		Rebounds			PF	TP	A TO Blk Stl				Min
		FG-FGA	FT-FTA	FG-FGA	FT-FTA	Off	Def	Tot			A	T	Blk	Stl	
01	Jason Carter	8-11	0-0	3-5	2 7 9	1	19	3	2	0	0	34			
45	Doug Taylor	6-6	0-0	0-1	2 8 10	4	12	0	3	2	0	27			
00	Jason Preston	4-5	0-0	3-4	1 2 3	1	11	3	2	0	1	33			
04	Tevyion Kirk	8-22	0-3	2-3	6 6 9	0	18	2	6	1	1	33			
23	Antonio Cowart Jr.	0-3	0-2	0-0	0 3 3	2	0	2	3	0	1	27			
05	Ben Vander Plas	2-5	1-3	0-0	2 3 5	1	5	1	2	0	1	19			
10	Connor Murrell	0-0	0-0	0 0 0	0 0 0	1	0	1	0	1	0	3			
22	Gavin Block	1-5	1-4	0-0	0 2 2	1	3	3	4	0	1	24			
Team					1 2 3										
Totals		29-57	2-12	8-13	11 33 44	11	68	14	23	3	5	200			
FG % 1st Half: 17-34 50.0%		2nd half: 12-23 52.2%		Game: 29-57 50.9%		3FG % 1st Half: 1-7 14.3%		2nd half: 1-5 20.0%		Game: 2-12 16.7%		Deadball Rebounds 3			
FT % 1st Half: 3-5 60.0%		2nd half: 5-8 62.5%		Game: 8-13 61.5%											

Officials: Courtney Green, Chris Beaver, Terry Wymer

Technical fouls: FIU-None. Ohio-None.

Attendance: 3451

2018-19 Men's Basketball. Round: 0. FIU vs Ohio. Played at .

Score by periods	1st	2nd	Total
FIU	31	35	66
Ohio	38	30	68

Points	In	Off	2nd	Fast	Bench
FIU	36	24	6	19	28
OHIO	52	19	7	19	8

Score tied - 1 time.  
Lead changed - 10 times.Last FG - FIUM 2nd-03:06, OHIO 2nd-00:02.  
Largest lead - FIUM by 3 2nd-03:52, OHIO by 12 2nd-16:52.  
FIUM led for 05:01, OHIO led for 32:36. Game was tied for 02:23.

## JAN. 3, 2019 | AT MIDDLE TENNESSEE | MURFREESBORO, TENN.

Official Basketball Box Score -- Game Totals -- Final Statistics

FIU vs Middle Tennessee  
01/03/19 6:30 p.m. at Murfreesboro, TN

## FIU 83 • 10-4, 1-0 C-USA

#	Player	Total		3-Ptr		Rebounds			PF	TP	A TO Blk Stl				Min
		FG-FGA	FT-FTA	FG-FGA	FT-FTA	Off	Def	Tot			A	T	Blk	Stl	
10	ANDREWS, Devon	6-11	0-3	0-0	1 1 2	0	12	0	1	2	0	25			
22	DIENG, Elhadji	1-1	0-0	0-0	0 3 3	2	0	0	1	0	0	9			
03	JACOB, Trejon	6-9	2-2	0 7 7	2	20	0	3	0	2	27				
04	BEARD, JR., Brian	9-23	5-13	5-7	0 1 1	0	28	7	3	0	2	38			
20	NUNEZ, JR., Willy	0-4	0-3	0 0 0	0 0 0	0	0	0	0	0	0	8			
01	BANKS, Isaiah	1-4	0-1	1-1	0 2 2	2	3	0	1	0	1	11			
05	DAYE, JR., Antonio	5-7	0-1	1-1	0 2 2	4	11	3	1	0	2	29			
11	BURWELL, Marcus	0-4	0-1	0-0	0 1 1	2	0	3	0	0	0	17			
31	DOUGLAS, Michael	1-2	1-1	0-0	1 0 1	1	3	0	0	0	0	15			
04	OSAGHAE, Osasumwen	2-3	0-0	0-0	0 7 7	4	4	1	1	2	0	21			
Team					1 4 5										
Totals		31-68	12-32	9-11	3 28 31	18	83	14	10	5	7	200			
FG % 1st Half: 12-34 35.3%		2nd half: 19-34 55.9%		Game: 31-68 45.6%		3FG % 1st Half: 5-18 27.8%		2nd half: 7-14 50.0%		Game: 12-32 37.5%		Deadball Rebounds 0			
FT % 1st Half: 2-2 100.0%		2nd half: 7-9 77.8%		Game: 9-11 81.8%											

## Middle Tennessee 76 • 3-11, 0-1 C-USA

#	Player	Total		3-Ptr		Rebounds			PF	TP	A TO Blk Stl				Min
		FG-FGA	FT-FTA	FG-FGA	FT-FTA	Off	Def	Tot			A	T	Blk	Stl	
22	SCURRY, Reggie	4-9	0-0	0-0	5 1 6	3	8	0	1	1	1	24			
25	GAMBLE, Karl	6-12	0-1	0-3	5 6 11	3	12	1	2	1	1	28			
03	SIMS, Donovan	6-13	3-6	2-3	1 8 9	3	17	0	2	0	1	34			
10	JOHNSON, Jayce	4-10	0-1	6-8	1 5 6	3	14	5	5	0	2	34			
05	GREEN, Antonio	6-16	3-11	8-9	0 7 7	2	23	0	4	1	2	37			
11	FARQUHAR, Junior	0-2	0-1	0-0	1 0 1	1	0	2	1	0	0	15			
04	HAWTHORNE, James	1-2	0-0	0-0	2 8 10	3	2	1	3	0	1	28			
Team					0 1 1										
Totals		27-64	6-20	16-23	15 36 51	18	76	9	21	3	8	200			
FG % 1st Half: 12-31 38.7%		2nd half: 15-33 45.5%		Game: 27-64 42.2%		3FG % 1st Half: 5-13 38.5%		2nd half: 1-7 14.3%		Game: 6-20 30.0%		Deadball Rebounds 1			
FT % 1st Half: 4-4 100.0%		2nd half: 12-19 63.2%		Game: 16-23 69.6%											

Officials: Jeb Hartness, Antonio Petty, Raymond Styons

Technical fouls: FIU-None. Middle Tennessee-None.

Attendance: 3307

Score by periods	1st	2nd	Total
FIU	31	52	83
Middle Tennessee	33	43	76

Points	In	Off	2nd	Fast	Bench
FIU	36	21	5	8	21
MT	42	7	22	4	2

Last FG - FIU 2nd-01:31, MT 2nd-00:19.  
Largest lead - FIU by 11 2nd-02:22, MT by 14 2nd-13:58.  
FIU led for 20:48, MT led for 17:38. Game was tied for 01:34.Score tied - 2 times.  
Lead changed - 6 times.

## JAN. 5, 2019 | AT UAB | BIRMINGHAM, ALA.

Official Basketball Box Score -- Game Totals -- Final Statistics

FIU vs UAB  
1/5/19 7:00 PM at Bartow Arena, Birmingham, Ala.

## FIU 65 • 10-5, 1-1 C-USA

#	Player	Total		3-Ptr		Rebounds			PF	TP	A TO Blk Stl				Min
		FG-FGA	FT-FTA	FG-FGA	FT-FTA	Off	Def	Tot			A	T	Blk	Stl	
10	ANDREWS, Devon	f 5-10	1-5	9-12	2 5 7	2	20	2	2	0	3	31			
34	OSAGHAE, Osasumwen	f 1-3	0-0	0-2	0 2 2	3	2	0	0	1	0	17			
03	JACOB, Trejon	g 1-6	1-5	3-4	0 2 2	1	6	0	1	1	1	25			
04	BEARD, JR., Brian	g 1-12	1-6	6-8	0 5 5	3	9	3	0	0	2	32			
05	DAYE, JR., Antonio	g 4-9	1-2	4-6	2 1 3	4	13	1	0	0	0	34			
01	BANKS, Isaiah	g 1-3	1-3	3-4	0 1 1	1	6	0	2	0	2	10			
02	VEIRA, Cordell	0-1	0-0	0-0	0 0 0	0	0	0	0	0	0	1			
11	BURWELL, Marcus	0-2	0-1	0-0	0 1 1	0	0	1	1	0	0	6			
15	AMETEP, James	0-0	0-0	0-0	0 0 0	0	0	0	0	0	0	1			
20	NUNEZ, JR., Willy	1-7	1-7	3-3	1 1 2	1	6	0	2	0	0	19			
22	DIENG, Elhadji	0-0	0-0	0-0	0 0 0	2	0	0	1	0	0	9			
31	DOUGLAS, Michael	1-2	1-2	0-0	0 0 0	0	3	0	0	0	1	15			
	Team				4 2 6										
Totals		15-55	7-31	28-39	9 20 29	17	65	7	9	2	9	200			
FG % 1st Half: 8-27 29.6%		2nd half: 7-28 25.0%		Game: 15-55 27.3%		3FG % 1st Half: 5-17 29.4%		2nd half: 2-14 14.3%		Game: 7-31 22.6%		Deadball Rebounds 3			
FT % 1st Half: 13-19 68.4%		2nd half: 15-20 75.0%		Game: 28-39 71.8%											

JAN. 12, 2019 | VS. OLD DOMINION | MIAMI, FLA.

Official Basketball Box Score -- Game Totals -- Final Statistics  
**Old Dominion vs FIU**  
01-12-19 7 p.m. at Ocean Bank Convocation Center, Miami, FL

**Old Dominion 75 • 12-5, 2-2 C-USA**

#	Player	Total			3-Ptr		Rebounds			PF	TP	A TO Blk Stl				Min
		FG-FGA	FG-FGA	FT-FTA	Off	Def	Tot	A	TO			Blk	Stl			
03	STITH, B.J.	* 8-18	3-6	0-0	1	6	7	2	19	1	2	0	1	38		
04	CAVER, Ahmad	* 8-19	4-10	2-3	1	4	5	3	22	2	4	0	0	38		
10	GREEN, Xavier	* 2-6	0-2	0-0	1	3	4	1	4	2	2	0	0	26		
13	CARVER, Aaron	* 3-8	0-3	2-2	7	1	8	4	8	3	2	0	0	30		
25	ROBINSON III, Elbert	* 1-1	0-0	0-0	1	2	3	3	2	0	1	0	0	6		
01	WADE, Jason	1-2	0-0	1-2	1	1	2	3	3	1	2	0	1	10		
02	KITHCART, Justice	3-8	2-4	1-1	2	3	5	2	9	0	1	0	2	19		
22	EZIKPE, Kalu	1-2	0-0	0-0	1	4	5	3	2	0	1	0	1	5		
23	DICKENS, Dajour	2-3	0-0	2-2	1	5	6	2	6	2	2	3	0	28		
Team					0	2	2			4						
Totals		29-67	9-25	8-10	16	31	47	23	75	11	21	3	5	200		
FG % 1st Half: 16-36		44.4%	2nd half: 13-31		41.9%	Game: 29-67		43.3%	Deadball Rebounds							
3FG % 1st Half: 8-17		47.1%	2nd half: 1-8		12.5%	Game: 9-25		36.0%	0,1							
FT % 1st Half: 3-4		75.0%	2nd half: 5-6		83.3%	Game: 8-10		80.0%								

**FIU 74 • 11-6, 2-2 C-USA**

#	Player	Total		3-Ptr	Rebounds			PF	TP	A TO Blk Stl				Min
		FG-FGA	FG-FGA	FT-FTA	Off	Def	Tot			A	TO	Blk	Stl	
03	JACOB, Trejon	* 6-11	3-6	1-2	1	4	5	1	16	0	0	1	2	34
04	BEARD, JR., Brian	* 8-15	3-6	9-12	0	0	0	1	28	10	3	0	4	38
05	DAYE, JR., Antonio	* 0-5	0-2	0-2	1	2	3	1	0	1	3	0	1	32
10	ANDREWS, Devon	* 3-9	1-5	2-3	0	2	2	4	9	3	2	1	1	29
04	OSAGHAE, Osasumwen	* 4-9	0-0	1-5	3	8	11	4	9	0	0	6	0	35
01	BANKS, Isaiah	0-0	0-0	1-2	0	2	2	0	1	1	2	0	0	5
20	NUNEZ, JR., Willy	1-3	1-3	0-0	0	0	0	1	3	1	1	0	0	8
22	DIENG, Elhadji	1-1	0-0	0-0	0	0	0	2	2	0	0	0	0	5
31	DOUGLAS, Michael	2-3	2-3	0-0	1	3	4	1	6	0	1	0	0	14
Team					0	3	3			1				
Totals		25-56	10-25	14-26	6	24	30	15	74	16	13	8	8	200
FG % 1st Half: 13-29		44.8%	2nd half: 12-27		44.4%	Game: 25-56		44.6%	Deadball Rebounds					
3FG % 1st Half: 4-12		33.3%	2nd half: 6-13		46.2%	Game: 10-25		40.0%	5					
FT % 1st Half: 7-13		53.8%	2nd half: 7-13		53.8%	Game: 14-26		53.8%						

Officials: Clyde Owens, Kyle Regetz, Antonio Vargas  
Technical fouls: Old Dominion-None. FIU-None.  
Attendance: 829

Score by periods	1st	2nd	Total
Old Dominion	43	32	75
FIU	37	37	74

Last FG - ODU 2nd-00:02, FIU 2nd-03:18.  
Largest lead - ODU by 11 1st-04:03, FIU by 5 2nd-08:22.  
ODU led for 28:32, FIU led for 09:22. Game was tied for 02:01.

Score tied - 5 times.  
Lead changed - 10 times.

JAN. 19, 2019 | AT MARSHALL | HUNTINGTON, W.VA.

Official Basketball Box Score -- Game Totals -- Final Statistics  
**FIU vs Marshall**  
1/19/19 7 pm at Huntington, W.Va. (Cam Henderson Center)

**FIU 97 • 12-7, 3-3 C-USA**

#	Player	Total		3-Ptr	Rebounds			PF	TP	A TO Blk Stl				Min
		FG-FGA	FG-FGA		FF-FFTA	Off	Def			Tot	A	TO	Blk	
10	ANDREWS, Devon	f 11-21	1-4	0-0	4	2	6	3	23	0	3	0	1	27
34	OSAGHAE, Osasumwen	f 4-7	0-0	2-3	6	9	15	4	10	0	3	2	1	23
04	JACOB, Trejon	g 3-7	0-2	0-2	1	1	2	1	6	0	1	0	1	20
04	BEARD, JR., Brian	g 6-16	1-4	3-4	3	3	6	2	16	6	7	0	3	35
05	DAYE, JR., Antonio	g 7-9	0-0	1-2	0	1	1	5	15	5	3	0	1	33
01	BANKS, Isaiah	1-3	0-1	0-0	0	0	0	0	2	0	1	0	0	14
20	NUNEZ, JR., Willy	6-11	4-9	0-0	0	5	5	4	16	1	1	0	0	28
22	DIENG, Elhadji	0-0	0-0	0-0	0	0	1	1	0	0	1	0	0	3
31	DOUGLAS, Michael	4-4	1-1	0-0	0	0	0	2	9	0	0	0	0	17
	Team				1	1	2							
Totals		42-78	7-21	6-11	15	23	38	22	97	12	20	2	9	200
FG % 1st Half: 18-34		52.9%	2nd half: 24-44		54.5%	Game: 42-78		53.8%	Deadball Rebounds					
3FG % 1st Half: 3-10		30.0%	2nd half: 4-11		36.4%	Game: 7-21		33.3%	1					
FT % 1st Half: 4-6		66.7%	2nd half: 2-5		40.0%	Game: 6-11		54.5%						

**Marshall 105 • 12-6, 5-0 C-USA**

#	Player	Total		3-Ptr	Rebounds			PF	TP	A TO Blk Stl				Min	
		FG-FGA	FG-FGA		FT-FTA	Off	Def			Tot	A	TO	Blk		Stl
03	WILLIAMS, Jannson	f	0-3	0-2	0-0	0	3	3	3	0	1	0	2	1	9
01	KINSEY, Taveion	g	10-15	0-1	0-1	4	5	9	1	20	1	3	1	1	38
13	WEST, Jarrod	g	3-5	2-2	4-4	0	6	6	2	12	2	3	0	5	38
14	BURKS, C.J.	g	11-15	4-6	4-4	1	4	5	3	30	1	4	0	4	32
33	ELMORE, Jon	g	9-19	1-6	10-14	0	2	2	1	29	6	4	1	4	36
21	GEORGE, Darius		0-0	0-0	1-2	1	0	1	2	1	0	0	0	0	5
23	WATSON, Rondale		4-6	1-1	4-5	1	4	5	3	13	2	2	2	0	29
31	BEYERS, Mikel		0-1	0-0	0-0	0	0	0	0	0	1	0	0	1	13
Team						1	1	2							
Totals			37-64	8-18	23-30	8	25	33	15	105	14	17	6	16	200
FG % 1st Half: 17-31		54.8%	2nd half: 20-33		60.6%	Game: 37-64		57.8%	Deadball Rebounds 3						
3FG % 1st Half: 6-11		54.5%	2nd half: 2-7		28.6%	Game: 8-18		44.4%							
FT % 1st Half: 13-15		86.7%	2nd half: 10-15		66.7%	Game: 23-30		76.7%							

Officials: Duke Edsall, John St. Clair, Steve Divine  
Technical fouls: FIU-DAYE, JR., Antonio; TEAM: Marshall-BURKS, C.J..  
Attendance: 7330  
FIU #5 Daye Jr. fouled out with 24.2 seconds left in the second half

Score by periods	1st	2nd	Total
FIU	43	54	97
Marshall	53	52	105

Last FG - FIU 2nd-00:28, MARM 2nd-01:23.  
Largest lead - FIU by 2 1st-18:54, MARM by 15 2nd-19:24.  
FIU led for 00:34. MARM led for 37:33. Game was tied for 03:02.

Score tied - 7 times.  
Lead changed - 3 times.

JAN. 17, 2019 | AT WKU | BOWLING GREEN, KY.

Official Basketball Box Score -- Game Totals -- Final Statistics  
**FIU vs WKU**  
01/17/19 7 p.m. CT at E.A. Diddle Arena (Bowling Green, Ky.)

**FIU 77 • 12-6, 3-2 C-USA**

#	Player	Total		3-Ptr	Rebounds			PF	TP	A TO Blk Stl				Min	
		FG-FGA	FG-FGA	FT-FTA	Off	Def	Tot			A	TO	Blk	Stl		
10	ANDREWS, Devon	f	3-8	0-2	5-8	2	7	9	4	11	4	4	1	1	25
34	OSAGHAE, Osasumwen	f	5-6	0-0	6-10	4	6	10	3	16	1	3	2	0	27
03	JACOB, Trejon	g	0-3	0-2	0-0	1	3	4	1	0	1	0	0	0	17
04	BEARD, JR., Brian	g	4-11	2-4	4-4	0	2	2	3	14	4	4	0	1	33
05	DAYE, JR., Antonio	g	5-10	0-2	5-7	0	3	3	1	15	1	2	0	2	27
01	BANKS, Isaiah		1-5	0-2	1-4	0	2	2	2	3	1	0	1	1	16
02	VEIRA, Cordell		0-0	0-0	0-0	0	0	0	0	0	0	0	0	0	3
20	NUNEZ, JR., Willy		3-10	3-10	3-3	2	1	3	2	12	1	0	0	2	26
22	DIENG, Elhadji		2-2	0-0	0-4	1	1	2	3	4	0	1	1	0	13
31	DOUGLAS, Michael		1-1	0-0	0-0	0	1	1	2	2	0	0	1	0	13
Totals			24-56	5-22	24-40	11	27	38	21	77	13	14	6	7	200
FG % 1st Half: 11-26		42.3%	2nd half: 13-30		43.3%	Game: 24-56		42.9%	Deadball Rebounds						
3FG % 1st Half: 4-14		28.6%	2nd half: 1-8		12.5%	Game: 5-22		22.7%	9						
FT % 1st Half: 8-17		47.1%	2nd half: 16-23		69.6%	Game: 24-40		60.0%							

**WKU 76 • 8-9, 1-3 C-USA**



## JAN. 26, 2019 | VS. FLORIDA ATLANTIC | MIAMI, FLA.

Official Basketball Box Score -- Game Totals -- Final Statistics  
**Florida Atlantic vs FIU**  
 01-26-19 7 p.m. at Ocean Bank Convocation Center, Miami, FL

**Florida Atlantic 89 • 12-9, 3-5 C-USA**

#	Player	Total		3-Ptr		Rebounds		PF	TP	A TO Blk Stl				Min
		FG-FGA	FT-FTA	FG-FGA	FT-FTA	Off	Def			Off	Def	Total	PF	
03	ADGER, Anthony	* 6-11	5-8	9-9	0 4 5	1	26	4	5	0	2	33		
11	FORREST, Michael	* 6-9	1-2	9-12	0 5 5	3	22	4	2	0	4	29		
12	ZECEVIC, Aleksandar	* 3-6	0-0	0-0	0 8 8	3	6	0	1	3	0	20		
21	LEPICHEV, Simeon	* 2-3	0-0	2-4	1 5 6	2	6	1	2	1	0	32		
23	MAITRE, Richardson	* 3-7	0-1	3-3	2 4 6	3	9	5	5	0	0	29		
01	NIANG, Madiaw	0-1	0-0	0-0	0 0 0	0	0	1	1	0	0	6		
04	STAPLETON, Xavian	8-10	1-2	3-3	0 4 4	3	20	0	1	1	0	22		
01	ELLIS, Kevauughn	0-5	0-2	0-0	0 3 3	4	0	0	2	2	1	21		
24	JACKSON, Cedric	0-0	0-0	0-0	0 0 0	0	0	0	0	0	0	1		
25	SILINS, Karlis	0-0	0-0	0-0	0 1 1	3	0	0	2	0	0	7		
Team						2 5 7				1				
Totals		28-52	7-15	26-31	6 39 45	22	89	15	22	6	8	200		

FG % 1st Half: 13-29 44.8% 2nd half: 15-23 65.2% Game: 28-52 53.8% Deadball Rebounds 2  
 3FG % 1st Half: 4-9 44.4% 2nd half: 3-6 50.0% Game: 7-15 46.7%  
 FT % 1st Half: 13-16 81.3% 2nd half: 13-15 86.7% Game: 26-31 83.9%

**FIU 72 • 13-8, 4-4 C-USA**

#	Player	Total		3-Ptr		Rebounds		PF	TP	A TO Blk Stl				Min
		FG-FGA	FT-FTA	FG-FGA	FT-FTA	Off	Def			Off	Def	Total	PF	
03	JACOB, Trejon	* 0-4	0-2	0-0	0 1 1	2	0	1	0	0	0	14		
04	BEARD, JR., Brian	* 4-16	3-9	5-6	2 3 5	2	16	2	2	1	2	35		
05	DAYE, JR., Antonio	* 3-9	0-3	0-0	0 0 0	2	6	4	5	0	3	27		
10	ANDREWS, Devon	* 7-14	3-4	4-5	1 6 7	5	21	1	4	1	1	33		
34	OSAGHAE, Osasumwen	* 1-6	0-0	7-10	5 8 13	4	9	0	2	3	0	24		
01	BANKS, Isaiah	4-7	1-3	1-2	1 0 1	4	10	1	0	0	2	19		
02	VEIRA, Cordell	0-1	0-1	0-0	0 0 0	2	0	0	0	0	0	6		
20	NUNEZ, JR., Willy	3-10	2-7	0-0	0 2 2	3	8	1	1	0	0	21		
22	DIENG, Elhadji	1-1	0-0	0-0	1 0 1	1	2	0	1	0	0	9		
31	DOUGLAS, Michael	0-1	0-1	0-1	0 0 0	0	0	1	0	0	1	12		
Team						1 1 2								
Totals		23-69	9-30	17-24	11 21 32	25	72	11	15	5	9	200		

FG % 1st Half: 14-34 41.2% 2nd half: 9-35 25.7% Game: 23-69 33.3% Deadball Rebounds 3  
 3FG % 1st Half: 6-14 42.9% 2nd half: 3-16 18.8% Game: 9-30 30.0%  
 FT % 1st Half: 8-10 80.0% 2nd half: 9-14 64.3% Game: 17-24 70.8%

Officials: Kevin Mathis, Josue Nieves, Shane Land  
 Technical fouls: Florida Atlantic-None. FIU-None.  
 Attendance: 4710

Score by periods	1st	2nd	Total
Florida Atlantic	43	46	89
FIU	42	30	72

Last FG - FAU 2nd-05:50, FIUM 2nd-00:07.  
 Largest lead - FAU by 20 2nd-01:51, FIUM by 10 1st-07:53.  
 FAU led for 21:33. FIUM led for 16:06. Game was tied for 02:21.

Score tied - 3 times.  
 Lead changed - 6 times.

## FEB. 2, 2019 | VS. LOUISIANA TECH | MIAMI, FLA.

Official Basketball Box Score -- Game Totals -- Final Statistics  
**Louisiana Tech vs FIU**  
 02-02-19 7 p.m. at Ocean Bank Convocation Center, Miami, FL

**Louisiana Tech 69 • 15-9, 5-6 C-USA**

#	Player	Total		3-Ptr		Rebounds		PF	TP	A TO Blk Stl				Min
		FG-FGA	FT-FTA	FG-FGA	FT-FTA	Off	Def			Off	Def	Total	PF	
03	ARCHIBALD, Amorie	* 4-13	1-4	2-2	2 2 4	1	11	2	2	1	0	31		
04	BRACEY, DaQuan	* 6-14	2-7	1-1	1 3 4	2	15	8	4	1	2	37		
10	DURUJI, Anthony	* 7-13	2-4	0-0	4 10 14	2	16	2	1	2	0	33		
11	PEMBERTON, JaColby	* 4-11	1-6	0-0	1 3 4	0	9	0	2	0	0	30		
35	POWELL, Oliver	* 2-6	0-0	1-2	1 3 4	3	5	0	2	0	1	23		
00	LANGSTON, Ra'Shawn	3-8	2-5	0-0	0 3 3	2	8	0	0	0	1	19		
23	MUHAMMED, Mubarak	2-5	0-1	1-3	3 8 11	3	5	1	0	1	0	27		
Team						0 1 1				1				
Totals		28-70	8-27	5-8	12 33 45	13	69	13	12	5	4	200		

FG % 1st Half: 17-34 50.0% 2nd half: 11-36 30.6% Game: 28-70 40.0% Deadball Rebounds 2  
 3FG % 1st Half: 5-12 41.7% 2nd half: 3-15 20.0% Game: 8-27 29.6%  
 FT % 1st Half: 1-2 50.0% 2nd half: 4-6 66.7% Game: 5-8 62.5%

**FIU 75 • 14-9, 5-5 C-USA**

#	Player	Total		3-Ptr		Rebounds		PF	TP	A TO Blk Stl				Min
		FG-FGA	FT-FTA	FG-FGA	FT-FTA	Off	Def			Off	Def	Total	PF	
03	JACOB, Trejon	* 8-16	6-13	2-2	0 6 6	0	24	1	1	0	1	30		
04	BEARD, JR., Brian	* 6-16	2-6	2-3	1 5 6	2	16	9	3	0	1	37		
05	DAYE, JR., Antonio	* 1-6	0-1	0-0	0 4 4	1	2	2	1	0	2	25		
10	ANDREWS, Devon	* 2-12	0-2	0-0	2 5 7	3	4	4	0	0	1	27		
34	OSAGHAE, Osasumwen	* 4-6	0-0	0-0	2 3 5	1	8	1	0	6	0	26		
01	BANKS, Isaiah	1-2	0-1	0-2	0 1 1	1	2	2	1	0	0	11		
20	NUNEZ, JR., Willy	5-10	4-8	0-0	0 3 3	1	14	1	0	0	1	26		
22	DIENG, Elhadji	1-1	0-0	1-3	2 0 2	1	3	0	1	0	0	8		
31	DOUGLAS, Michael	1-1	0-0	0-0	0 0 0	0	2	0	1	0	0	10		
Team						4 4 8								
Totals		29-70	12-31	5-10	11 31 42	10	75	20	8	6	6	200		

FG % 1st Half: 14-34 41.2% 2nd half: 15-36 41.7% Game: 29-70 41.4% Deadball Rebounds 2  
 3FG % 1st Half: 6-15 40.0% 2nd half: 6-16 37.5% Game: 12-31 38.7%  
 FT % 1st Half: 1-4 25.0% 2nd half: 4-6 66.7% Game: 5-10 50.0%

Officials: John St. Clair, Jeff Pon, Antonio Vargas  
 Technical fouls: Louisiana Tech-None. FIU-None.  
 Attendance: 2254

Score by periods	1st	2nd	Total
Louisiana Tech	40	29	69
FIU	35	40	75

Last FG - TECH 2nd-00:07, FIUM 2nd-00:18.  
 Largest lead - TECH by 8 1st-07:21, FIUM by 7 2nd-10:06.  
 TECH led for 24:15. FIUM led for 10:33. Game was tied for 05:12.

Score tied - 6 times.  
 Lead changed - 11 times.

## JAN. 31, 2019 | VS. SOUTHERN MISS | MIAMI, FLA.

Official Basketball Box Score -- Game Totals -- Final Statistics  
**Southern Miss vs FIU**  
 01-31-19 7 p.m. at Ocean Bank Convocation Center, Miami, FL

**Southern Miss 89 • 13-9, 5-5 C-USA**

#	Player	Total		3-Ptr		Rebounds		PF	TP	A TO Blk Stl				Min
		FG-FGA	FT-FTA	FG-FGA	FT-FTA	Off	Def			Off	Def	Total	PF	
12	ROWE, Tim	f 3-4	0-0	0-0	1 2 3	4	6	0	3	2	1	11		
32	HARPER-BAKER, Leonar	f 10-11	0-0	1-1	1 4 5	2	21	1	2	3	2	28		
01	EDWARDS, Cortez	g 8-16	1-1	1-2	0 5 5	0	18	5	1	1	2	38		
20	HOLLAND, Kevin	g 0-3	0-0	0-0	1 3 4	0	0	3	1	0	1	24		
55	GRIFFIN, Gabe	g 6-10	2-3	4-4	0 4 4	2	18	7	2	0	1	35		
03	WATSON, Tyre	g 7-9	1-2	1-1	1 0 1	0	16	5	0	0	2	20		
11	DRABINE, LaDarius	2-9	0-5	0-0	1 6 7	2	4	2	1	0	2	31		
14	JACDONMI, Boban	0-0	0-0	0-0	0 1 2	0	0	0	1	0	0	3		
11	STEVENSON, Tyler	1-1	0-0	0-2	0 2 2	0	2	0	0	0	0	7		
21	HAMPTON, Anfernee	1-1	0-0	2-2	0 0 0	0	4	0	0	0	0	3		
Team						1 1 2								
Totals		38-64	4-13	9-12	6 28 34	12	89	23	13	6	11	200		

FG % 1st Half: 19-30 63.3% 2nd half: 19-34 55.9% Game: 38-64 59.4% Deadball Rebounds 1  
 3FG % 1st Half: 2-7 28.6% 2nd half: 2-6 33.3% Game: 4-13 30.8%  
 FT % 1st Half: 7-10 70.0% 2nd half: 2-2 100.0% Game: 9-12 75.0%

**FIU 73 • 13-9, 4-5 C-USA**

#	Player	Total		3-Ptr		Rebounds		PF	TP	A TO Blk Stl				Min	
		FG-FGA	FT-FTA	FG-FGA	FT-FTA	Off	Def			Off	Def	Total	PF		
10	ANDREWS, Devon	f	3-10	2-5	5-5	2	1	3	2	13	1	1	1	1	27
34	OSAGHAE, Osasumwen	f	4-7	0-0	4-5	3	6	9	3	12	0	1	1	1	27
03	JACOB, Trejon	g	1-5	0-2	0-0	2	2	4	0	2	1	5	0	0	15
04	BEARD, JR., Brian	g	2-6	0-3	1-2	1	1	2	2	5	7	3	0	2	29
05	DAYE, JR., Antonio	g	5-11	2-5	0-0	0	1	1	2	12	4	4	0	0	25
01	BANKS, Isaiah		2-5	2-4	0-0	0	2	2	1	6	4	0	0	1	24
20	NUNEZ, JR., Willy		7-13	7-13	0-0	0	4	4	2	21	0	1	0	0	28
22	DIENG, Elhadji		1-2	0-0	0-0	1	3	4	0	2	0	0	0	0	13
31	DOUGLAS, Michael		0-4	0-3	0-0	1	0	1	0	0	1	1	0	0	12
Team						0	2	2							
Totals			25-63	13-35	10-12	10	22	32	12	73	18	16	2	5	200

## FEB. 9, 2019 | AT UTEP | EL PASO, TEXAS

Official Basketball Box Score -- Game Totals -- Final Statistics  
FIU vs UTEP  
02/09/19 7 p.m. MT at El Paso, Texas [Don Haskins Center]

## FIU 75 • 14-11, 5-7 C-USA

#	Player	Total	3-Ptr	Rebounds	PF	TP	A	TO	Blk	Stl	Min			
		FG-FGA	FG-FGA	FT-FTA	Off	Def	Tot							
10	ANDREWS, Devon	f 8-17	2-4	8-11	2	4	6	5	26	2	4	0	1	33
04	OSAGHAE, Osasumwen	f 3-4	0-0	0-0	0	4	4	5	6	0	2	0	0	16
01	BANKS, Isaiah	g 3-3	0-0	3-4	2	1	3	4	9	0	0	0	0	25
04	BEARD, JR., Brian	g 1-10	0-2	2-3	0	1	1	5	4	5	4	0	3	22
05	DAYE, JR., Antonio	g 5-11	0-1	4-4	1	2	3	5	14	2	5	0	1	33
02	SMITH, Phillip	0-1	0-1	0-0	0	0	0	0	0	0	0	0	0	5
00	VEIRA, Cordell	1-1	0-0	0-0	0	0	0	1	2	0	0	0	0	12
15	AMETEPE, James	0-0	0-0	0-0	0	0	0	0	0	0	0	1	0	3
20	NUNEZ, JR., Willy	3-12	3-10	1-3	0	2	2	4	10	0	1	0	0	28
22	DIENG, Elhadji	0-2	0-0	0-0	1	1	2	2	0	0	1	1	0	5
31	DOUGLAS, Michael	1-4	1-3	1-2	3	2	5	0	4	2	0	0	1	18
	Team				2	0	2							
Totals		25-65	6-21	19-27	11	17	28	31	75	11	17	2	10	200
FG % 1st Half: 13-34 38.2%		2nd half: 12-31 38.7%		Game: 25-65 38.5%		2nd half: 12-31 38.7%		Game: 25-65 38.5%		2nd half: 12-31 38.7%		Game: 25-65 38.5%		Deadball
3FG % 1st Half: 4-13 30.8%		2nd half: 2-9 22.2%		Game: 6-20 30.0%		2nd half: 2-9 22.2%		Game: 6-20 30.0%		2nd half: 2-9 22.2%		Game: 6-20 30.0%		Rebounds
FT % 1st Half: 3-5 60.0%		2nd half: 16-22 72.7%		Game: 19-27 70.4%		2nd half: 16-22 72.7%		Game: 19-27 70.4%		2nd half: 16-22 72.7%		Game: 19-27 70.4%		4

FG % 1st Half: 13-34 38.2% 2nd half: 12-31 38.7% Game: 25-65 38.5% Deadball Rebounds 4  
 3FG % 1st Half: 4-13 30.8% 2nd half: 2-8 25.0% Game: 6-21 28.6%  
 FT % 1st Half: 3-5 60.0% 2nd half: 16-22 72.7% Game: 19-27 70.4%

## UTEP 85 • 8-15, 3-9 C-USA

#	Player	Total		3-Ptr		Rebounds			PF	TP	A TO Blk Stl				Min
		FG-FGA	FG-FGA	FT-FTA	Off	Def	Tot	A			TO	Blk	Stl		
01	THOMAS, Paul	f	6-9	3-5	1-2	5	4	9	5	16	1	2	0	0	33
25	EZEAGU, Kaosi	f	2-4	0-0	0-2	3	4	7	3	4	0	0	1	0	12
00	HAWKINS, Nigel	g	7-11	1-3	5-5	1	1	2	3	20	2	4	0	2	36
02	LATHON, Jordan	f	6-7	4-4	0-1	0	3	3	5	16	3	4	1	0	21
15	MAGEE, Kobe	g	0-2	0-2	4-4	0	3	3	3	4	3	7	0	2	25
03	GILYARD, Evan	f	5-14	0-3	6-8	0	2	2	0	16	1	3	0	1	35
13	CAMPBELL, Ountae	f	0-0	0-0	3-4	0	2	2	1	3	0	2	0	0	7
02	ODIGIE, Efe	f	2-8	0-0	2-2	2	13	15	3	6	2	2	1	0	28
32	DEKONINCK, Gilles	f	0-1	0-1	0-0	0	0	0	1	0	0	0	0	0	3
Team						2	1	3							
Totals			28-56	8-18	21-28	13	33	46	24	85	12	25	3	5	200
FG % 1st Half: 13-27 48.1%		2nd half:	15-29 51.7%	Game: 28-56 50.0%		1st Half: 5-8 62.5%		2nd Half: 4-4 50.0%		Total: 13-33 39.4%		Deadball		Rebounds	
3pt % 1st Half: 3-9 33.3%		2nd half:	13-19 68.4%	Game: 21-28 75.0%		1st Half: 0-0 0.0%		2nd Half: 0-0 0.0%		Total: 0-2 0.0%		Total: 0-0 0.0%		Total: 0-0 0.0%	
FT % 1st Half: 8-9 88.9%		2nd half:	13-19 68.4%	Game: 21-28 75.0%		1st Half: 0-0 0.0%		2nd Half: 0-0 0.0%		Total: 0-0 0.0%		Total: 0-0 0.0%		Total: 0-0 0.0%	

FG % 1st Half: 13-27 48.1% 2nd half: 15-29 51.7% Game: 28-56 50.0% Deadball Rebounds 5  
 3FG % 1st Half: 3-9 33.3% 2nd half: 8-18 44.4% Game: 8-18 44.4%  
 FT % 1st Half: 8-9 88.9% 2nd half: 13-19 68.4% Game: 21-28 75.0%

Officials: Duke Edsall, Rodrick Dixon, Dave Cusick  
 Technical fouls: FIU-ANDREWS, Devon. UTEP-ODIGIE, Efe.  
 Attendance: 5094

Score by periods	1st	2nd	Total
FIU	33	42	75
UTEP	37	48	85

Last FG - FIU 2nd-01:04, UTEP 2nd-02:24.  
 Largest lead - FIU by 12 1st-11:04, UTEP by 16 2nd-12:31.  
 FIU led for 17:25. UTEP led for 20:46. Game was tied for 01:49.

Points	In Paint	Off T/O	2nd Chance	Fast Break	Bench
FIU	34	17	7	8	16
UTEP	34	23	11	8	25

Score tied - 3 times.  
 Lead changed - 1 time.

## FEB. 16, 2019 | VS. NORTH TEXAS | MIAMI, FLA.

Official Basketball Box Score -- Game Totals -- Final Statistics  
North Texas vs FIU  
02-16-19 2 p.m. at Ocean Bank Convocation Center, Miami, FL

## North Texas 59 • 20-7, 8-6 C-USA

#	Player	Total		3-Ptr		Rebounds			PF	TP	A TO Blk Stl				Min
		FG	FTA	FG	FTA	Off	Def	Tot			A	TO	Blk	Stl	
01	GIBSON, Umoja	* 5-10	4-6	0-0	0	3	3	4	14	2	3	0	2	40	
03	SMART, Roosevelt	* 5-13	2-7	3-4	1	5	6	1	15	1	1	1	1	40	
23	MILLER, Michael	* 0-6	0-2	3-4	3	4	7	3	3	4	4	0	1	40	
24	SIMMONS, Zachary	* 4-6	0-1	0-0	1	1	2	3	8	4	2	0	0	32	
55	DRAPER, DJ	* 7-13	3-9	2-2	0	5	5	2	19	2	2	0	1	40	
20	ARIKAWA, Tope	* 0-1	0-1	0-2	0	0	0	1	0	0	0	0	0	8	
Team					1	1	2								
Totals		21-49	9-26	8-12	6	19	25	14	59	13	12	1	5	200	
FG % 1st Half: 13-26 50.0% 2nd half: 8-23 34.8% Game: 21-49 42.9%															
3pt % 1st Half: 4-11 36.4% 2nd half: 2-13 15.4% Game: 3-19 15.8%															
FT % 1st Half: 4-7 57.1% 2nd half: 4-5 80.0% Game: 8-12 66.7%															
Deadball Rebounds 4															

FG % 1st Half: 13-26 50.0% 2nd half: 8-23 34.8% Game: 21-49 42.9% Deadball Rebounds 4  
 3FG % 1st Half: 4-11 36.4% 2nd half: 5-15 33.3% Game: 9-26 34.6%  
 FT % 1st Half: 4-7 57.1% 2nd half: 4-5 80.0% Game: 8-12 66.7%

## FIU 69 • 16-11, 7-7 C-USA

#	Player	Total		3-Ptr		Rebounds			PF	TP	A	TO	Blk	Stl	Min
		FG	FGA	FT	FTA	Off	Def	Tot							
04	BEARD, JR., Brian	* 8-13	6-8	0-0	0 3 3	1	22	5	4	0	2	34			
05	DAYE, JR., Antonio	* 5-9	5-8	5-6	0 2 2	4	20	1	1	0	1	34			
10	ANDREWS, Devon	* 4-7	1-3	6-8	0 1 1	1	15	1	0	1	2	34			
22	DIENG, Elhadji	* 0-0	0-0	0-0	1 0 1	0	0	0	1	0	0	7			
31	DOUGLAS, Michael	* 0-2	0-2	0-0	0 0 0	1	0	0	0	0	0	9			
01	BANKS, Isaiah	2-5	0-3	0-0	0 1 1	3	4	3	1	1	1	16			
02	VEIRA, Cordell	0-0	0-0	0-0	0 0 0	1	0	0	0	0	0	3			
03	JACOB, Trejon	1-4	0-2	0-0	0 4 4	1	2	0	2	0	0	21			
20	NUNEZ, JR., Willy	1-3	1-3	0-0	0 0 0	1	3	2	0	0	1	13			
34	OSAGHAE, Osasumwen	1-3	0-0	1-1	2 5 7	2	3	2	2	5	1	29			
Totals		22-46	13-29	12-15	5 21 26	15	69	14	11	7	8	200			
FG % 1st Half: 14-23 60.9%													2nd half: 8-23 34.8%	Game: 22-46 47.8%	Deadball 3.1
3FG % 1st Half: 10-18 55.6%													2nd half: 3-11 27.3%	Game: 13-29 44.8%	
FT % 1st Half: 7-10 70.0%													2nd half: 5-5 100.0%	Game: 12-15 80.0%	

FG % 1st Half: 14-23 60.9% 2nd half: 8-23 34.8% Game: 22-46 47.8% Deadball Rebounds 3,1  
 3FG % 1st Half: 10-18 55.6% 2nd half: 3-11 27.3% Game: 13-29 44.8%  
 FT % 1st Half: 7-10 70.0% 2nd half: 5-5 100.0% Game: 12-15 80.0%

Officials: Craig Murley, Clyde Owens, Mick Fieldbinder  
 Technical fouls: North Texas-None. FIU-None.  
 Attendance: 587

Score by periods	1st	2nd	Total
North Texas	34	25	59
FIU	45	24	69

Last FG - UNT 2nd-03:58, FIU 2nd-02:13.  
 Largest lead - UNT by 1 1st-17:14, FIU by 15 2nd-09:04.  
 UNT led for 01:11. FIU led for 34:53. Game was tied for 03:51.

Points	In Paint	Off T/O	2nd Chance	Fast Break	Bench
UNT	24	11	7	8	0
FIU	16	13	6	6	12

Score tied - 2 times.  
 Lead changed - 6 times.

## FEB. 14, 2019 | VS. RICE | MIAMI, FLA.

Official Basketball Box Score -- Game Totals -- Final Statistics  
Rice vs FIU  
02-14-19 7 p.m. at Ocean Bank Convocation Center, Miami, FL

## Rice 65 • 10-16, 5-8 C-USA

#	Player	Total		3-Ptr		Rebounds			PF	TP	A TO Blk Stl			Min	
		FG-FGA	FG-FGA	FT-FTA	Off	Def	Tot	A			TO	Blk	Stl		
32	WILLIAMS, Jack	f	4-8	0-0	0-0	1	3	4	3	8	0	5	0	0	25
42	MILLORA-BROWN, Q.	f	7-9	0-0	0-0	7	9	16	3	14	2	2	2	1	26
01	PARRISH, Josh	g	4-6	0-0	5-8	2	2	4	3	13	0	5	0	2	27
03	ADAMS, Ako	g	2-5	1-3	0-0	0	3	3	3	5	1	6	0	0	28
24	MULLINS, Chris	g	2-8	0-2	1-2	0	0	0	1	5	1	4	0	0	24
00	MOORE, Payton		0-2	0-0	0-0	0	2	2	4	0	1	1	0	0	12
02	MURPHY III, Trey		3-6	2-5	0-0	0	1	1	0	8	0	2	2	1	22
10	MARTIN, Robert		1-7	0-2	6-6	1	6	7	2	8	3	3	1	2	25
23	PETERSON, Drew		1-3	0-1	0-0	0	1	1	1	2	0	2	0	0	8
35	HARRISON, Tim		0-0	0-0	2-2	0	1	1	0	2	0	1	0	0	2
Team						2	1	3							
Totals			24-54	3-13	14-18	13	29	42	20	65	8	33	5	8	199
FG % 1st Half: 11-29 37.9%		2nd half: 13-25 52.0%		Game: 24-54 44.4%										Deadball	
3FG % 1st Half: 0-8 0.0%		2nd half: 3-5 60.0%		Game: 3-13 23.1%										Rebounds	
FT % 1st Half: 7-8 87.5%		2nd half: 7-10 70.0%		Game: 14-18 77.8%										2	

FG % 1st Half: 11-29 37.9% 2nd half: 13-25 52.0% Game: 24-54 44.4% Deadball Rebounds 2  
 3FG % 1st Half: 0-8 0.0% 2nd half: 3-5 60.0% Game: 3-13 23.1%  
 FT % 1st Half: 7-8 87.5% 2nd half: 7-10 70.0% Game: 14-18 77.8%

## FIU 86 • 15-11, 6-7 C-USA

#	Player	FG	3-Ptr	Rebounds			PF	TP	A	To	Bk	Stl	Min	
		Total	Total	FT	Def	Tot								
10	ANDREWS, Devon	f 8-13	2-5	7-8	0	5	5	2	25	1	3	0	27	
34	OSAGHAE, Osasumwen	f 0-4	0-0	2-2	4	2	6	4	2	0	2	6	20	
01	BANKS, Isaiah	g 2-3	0-0	0-0	1	1	2	1	4	2	1	0	20	
04	BEARD, JR., Brian	g 7-14	0-3	3-4	0	2	2	1	17	5	5	0	32	
05	DAYE, JR., Antonio	g 2-11	0-3	6-6	0	2	2	1	10	3	1	0	30	
00	SMITH, Phillip	2-3	1-1	0-0	1	0	1	1	5	0	0	0	1	2
02	VEIRA, Cordell	1-1	0-0	0-0	0	0	0	2	2	1	1	0	1	9
03	JACOB, Trejon	3-8	3-8	0-0	1	3	4	0	9	3	2	1	1	20
15	AMETEPE, James	1-1	0-0	0-0	0	0	0	0	2	0	0	0	0	2
20	NUNEZ, JR., Willy	3-8	2-7	0-0	0	2	2	8	1	0	0	0	20	
22	DIENG, Elhadji	0-0	0-0	0-0	2	1	3	1	0	0	0	0	1	10
31	DOUGLAS, Michael	1-2	0-0	0-0	1	0	1	1	2	1	0	0	0	9
	Team				0	1	1							
	Totals	30-68	8-27	18-20	10	19	29	16	86	17	15	7	18	201

## MARCH 3, 2019 | VS. LOUISIANA TECH | MIAMI, FLA.

Official Basketball Box Score -- Game Totals -- Final Statistics  
**Louisiana Tech vs FIU**  
 03-03-19 12 p.m. at Ocean Bank Convocation Center, Miami, FL

**Louisiana Tech 76 • 18-12, 8-9 C-USA**

#	Player	Total		3-Ptr		Rebounds			PF	TP	A TO Blk Stl				Min
		FG-FGA	FG-FGA	FT-FTA	Off Def Tot	PF	TP	A TO Blk Stl							
03	ARCHIBALD, Amorie	* 7-13	6-8	0-0	1 3 4	2	20	2 5 0 1	3	7					37
04	BRACEY, DaQuan	* 4-14	1-7	3-5	0 1 1	4	12	6 1 0 1	2	6					26
10	DURUJI, Anthony	* 4-11	2-5	0-0	3 4 7	1	10	1 1 0 0	3	3					33
11	PEMBERTON, JaColby	* 3-8	0-1	8-9	2 8 10	5	14	1 0 0 1	2	9					29
35	POWELL, Oliver	* 1-2	0-0	2-2	2 3 5	4	4	1 1 1 0	2	2					22
00	LANGSTON, Ra'Shawn	2-10	2-6	0-0	0 1 1	1	6	2 0 1 2	2	6					26
13	THOMAS, Stacey	3-3	0-0	0-0	1 1 2	0	6	2 3 0 0	3	9					9
23	MUHAMMED, Mubarak	2-5	0-1	0-0	2 2 4	4	4	0 1 0 0	3	18					18
Team					2 1 3										
Totals		26-66	11-28	13-16	13 24 37	21	76	13 11 5 5	20	200					

FG % 1st Half: 13-37 35.1% 2nd half: 13-29 44.8% Game: 26-66 39.4%  
 3FG % 1st Half: 6-14 42.9% 2nd half: 5-14 35.7% Game: 11-28 39.3%  
 FT % 1st Half: 2-3 66.7% 2nd half: 11-13 84.6% Game: 13-16 81.3%

**FIU 83 • 18-11, 9-7 C-USA**

#	Player	Total		3-Ptr		Rebounds			PF	TP	A TO Blk Stl				Min
		FG-FGA	FG-FGA	FT-FTA	Off Def Tot	PF	TP	A TO Blk Stl							
01	BANKS, Isaiah	* 5-7	2-3	0-0	2 3 5	2	12	2 1 1 2	2	24					24
04	BEARD, JR., Brian	* 5-13	1-6	2-4	0 4 4	0	13	7 2 0 1	3	33					33
05	DAYE, JR., Antonio	* 2-10	0-3	1-2	4 2 6	3	5	3 1 1 1	3	32					32
10	ANDREWS, Devon	* 4-10	1-2	12-15	1 4 5	3	21	0 0 2 1	2	27					27
34	OSAGHAE, Osasumwen	* 4-9	0-0	2-2	2 9 11	2	10	2 3 5 1	2	28					28
02	VEIRA, Cordell	0-0	0-0	0-0	0 0 0	0	0	0 0 0 0	2	2					2
03	JACOB, Trejon	5-6	1-2	0-2	1 3 4	0	11	0 1 0 0	2	21					21
20	NUNEZ, JR., Willy	2-4	2-4	1-2	1 0 1	2	7	0 1 0 1	1	18					18
22	DIENG, Elhadji	1-1	0-0	2-2	1 2 3	0	4	0 0 0 1	1	13					13
31	DOUGLAS, Michael	0-0	0-0	0-0	0 0 0	0	0	0 0 0 0	2	2					2
Team					1 3 4										
Totals		28-60	7-20	20-29	13 30 43	12	83	14 9 9 8	20	200					

FG % 1st Half: 14-31 45.2% 2nd half: 14-29 48.3% Game: 28-60 46.7%  
 3FG % 1st Half: 3-9 33.3% 2nd half: 4-11 36.4% Game: 7-20 35.0%  
 FT % 1st Half: 7-10 70.0% 2nd half: 13-19 68.4% Game: 20-29 69.0%

Officials: Rick Crawford, John Hampton, Raymond Styons  
 Technical fouls: Louisiana Tech-None. FIU-None.  
 Attendance: 519

Score by periods	1st	2nd	Total
Louisiana Tech	34	42	76
FIU	38	45	83

Points	In Paint	Off T/O	2nd Chance	Fast Break	Bench
TECH	26	13	19	8	16
FIU	40	15	17	12	22

Last FG - TECH 2nd-00:48, FIU 2nd-03:08.  
 Largest lead - TECH by 7 2nd-10:51, FIU by 7 1st-03:45.  
 TECH led for 14:17, FIU led for 21:56. Game was tied for 03:47.

Score tied - 8 times.  
 Lead changed - 6 times.

## MARCH 9, 2019 | VS. NORTH TEXAS | MIAMI, FLA.

Official Basketball Box Score -- Game Totals -- Final Statistics  
**North Texas vs FIU**  
 03-09-19 7 p.m. at Ocean Bank Convocation Center, Miami, FL

**North Texas 58 • 20-11, 8-10 CUSA**

#	Player	Total		3-Ptr		Rebounds			PF	TP	A TO Blk Stl				Min
		FG-FGA	FG-FGA	FT-FTA	Off Def Tot	PF	TP	A TO Blk Stl							
24	SIMMONS, Zachary	f 3-8	0-0	0-2	3 5 8	2	6	1 2 1 1	2	26					26
01	GIBSON, Umoja	g 3-11	3-9	1-2	0 3 3	4	10	1 0 0 1	3	32					32
02	DUFFY, Jordan	g 4-10	3-8	0-0	0 8 8	1	11	4 8 0 0	1	33					33
03	SMART, Roosevelt	g 2-9	1-5	3-4	0 2 2	4	8	3 2 1 1	3	32					32
23	MILLER, Michael	g 1-6	0-1	5-5	3 6 9	2	7	3 5 1 1	2	23					23
00	WOOLRIDGE, Ryan	1-2	0-0	0-0	0 2 2	0	2	0 0 0 0	0	9					9
10	SIMMONS, Jahmiah	0-1	0-0	0-0	2 0 2	1	0	0 1 1 0	4	4					4
15	WEGER, John	0-0	0-0	0-0	0 0 0	0	0	0 0 0 0	0	1					1
20	ARIKAWA, Tope	3-6	0-0	2-2	0 1 1	0	8	0 0 1 0	4	14					14
55	DRAPER, DJ	2-5	2-5	0-0	0 1 1	4	6	1 1 0 0	0	26					26
Team					3 1 4		2								
Totals		19-58	9-28	11-15	11 29 40	18	58	13 21 5 4	20	200					

FG % 1st Half: 8-34 23.5% 2nd half: 11-24 45.8% Game: 19-58 32.8%  
 3FG % 1st Half: 4-13 30.8% 2nd half: 5-15 33.3% Game: 9-28 32.1%  
 FT % 1st Half: 4-5 80.0% 2nd half: 7-10 70.0% Game: 11-15 73.3%

**FIU 73 • 19-12, 10-8 CUSA**

#	Player	Total		3-Ptr		Rebounds			PF	TP	A TO Blk Stl				Min
		FG-FGA	FG-FGA	FT-FTA	Off Def Tot	PF	TP	A TO Blk Stl							
10	ANDREWS, Devon	f 5-10	1-2	3-6	1 4 5	2	14	5 1 0 3	2	24					24
34	OSAGHAE, Osasumwen	f 0-1	0-0	3-4	3 9 12	4	3	0 0 3 1	23	34					34
01	BANKS, Isaiah	g 3-7	0-1	1-2	1 3 4	2	7	0 4 0 0	20	30					30
04	BEARD, JR., Brian	g 7-13	3-6	7-8	0 3 3	2	24	3 2 0 2	34	31					31
05	DAYE, JR., Antonio	g 4-14	1-6	0-0	1 4 5	3	9	2 5 0 3	4	31					31
02	SMITH, Phillip	0-1	0-1	0-0	0 0 0	0	0	0 0 0 0	8	8					8
03	VEIRA, Cordell	0-2	0-2	1-3	0 3 3	0	1	0 0 0 0	1	27					27
03	JACOB, Trejon	5-5	0-0	2-4	0 3 3	0	12	1 0 1 2	2	27					27
15	AMETEPE, James	0-0	0-0	0-0	0 0 0	0	0	0 0 0 0	1	1					1
20	NUNEZ, JR., Willy	1-2	1-2	0-0	0 1 1	1	3	0 1 0 0	9	9					9
22	DIENG, Elhadji	0-1	0-0	0-0	1 1 2	2	0	0 1 0 0	12	12					12
31	DOUGLAS, Michael	0-1	0-1	0-0	0 0 0	0	0	0 0 0 0	7	7					7
Team					2 0 2										
Totals		25-57	6-21	17-27	9 31 40	16	73	11 14 4 11	200						

FG % 1st Half: 15-28 53.6% 2nd half: 10-29 34.5% Game: 25-57 43.9%  
 3FG % 1st Half: 5-10 50.0% 2nd half: 1-11 9.1% Game: 6-21 28.6%  
 FT % 1st Half: 5-7 71.4% 2nd half: 12-20 60.0% Game: 17-27 63.0%

Officials: Tyler Kumpf, Craig Murley, John St. Clair  
 Technical fouls: North Texas-None. FIU-None.  
 Attendance: 652

Score by periods	1st	2nd	Total
North Texas	24	34	58
FIU	40	33	73

Points	In Paint	Off T/O	2nd Chance	Fast Break	Bench
UNT	20	11	10	12	16
FIU	34	24	8	19	16

Last FG - UNT 2nd-02:11, FIU 2nd-02:30.  
 Largest lead - UNT None, FIU by 22 1st-02:16.  
 UNT led for 00:00, FIU led for 38:02. Game was tied for 01:58.

Score tied - 1 time.  
 Lead changed - 0 times.

## MARCH 6, 2019 | AT MARSHALL | HUNTINGTON, W.VA.

Official Basketball Box Score -- Game Totals -- Final Statistics  
**FIU vs Marshall**  
 3/6/19 7 p.m. at Huntington, W.Va. (Cam Henderson Center)

**FIU 78 • 18-12, 9-8 C-USA**

#	Player	Total		3-Ptr		Rebounds			PF	TP	A TO Blk Stl				Min
		FG-FGA	FG-FGA	FT-FTA	Off Def Tot	PF	TP	A TO Blk Stl							
10	ANDREWS, Devon	f 5-14	0-0	0-0	1 5 6	1	10	0 1 1 1	22						22
34	OSAGHAE, Osasumwen	f 8-9	0-0	3-6	4 7 11	1	19	0 1 3 0	16						16
01	BANKS, Isaiah	g 1-2	0-1	0-0	1 1 2	1	2	0 1 0 2	23						23
04	BEARD, JR., Brian	g 5-14	0-5	2-2	0 1 1	2	12	6 5 0 1	26						26
05	DAYE, JR., Antonio	g 5-14	0-0	0-0	1 5 6	4	10	2 2 0 2	24						24
02	SMITH, Phillip	1-3	0-2	1-2	0 1 1	1	3	0 1 0 1	9						9
02	VEIRA, Cordell	1-3	0-0	0-0	0 2 2	0	2	1 0 0 0	11						11
03	JACOB, Trejon	4-6	1-3	1-1	0 5 5	0	10	0 0 0 0	23						23
15	AMETEPE, James	1-1	0-0	0-0	0 2 2	1	2	0 0 0 0	6						6
20	NUNEZ, JR., Willy	0-5	0-5	0-0	1 0 1	1	0	1 0 0 0	14						14
22	DIENG, Elhadji	0-2	0-0	0-0	1 3 4	2	0	0 0 0 0	9						9
31	DOUGLAS, Michael	3-6	1-2	1-2	3 1 4	3	8	0 0 0 0	17						17
Team					2 1 3										
Totals		34-79	2-18	8-13	14 34 48	17	78	10 12 4 7	200						

FG % 1st Half: 21-42 50.0% 2nd half: 13-37 35.1% Game: 34-79 43.0%  
 3FG % 1st Half: 1-8 12.5% 2nd half: 1-10 10.0% Game: 2-18 11.1%  
 FT % 1st Half: 3-6 50.0% 2nd half: 5-7 71.4% Game: 8-13 61.5%

**Marshall 94 • 17-13, 10-7 C-USA**

#	Player		Total		3-Ptr		Rebounds			PF	TP	A	TO	Blk	Stl	Min
			FG	FGA	FG	FGA	FT	FTA	Off							
03	WILLIAMS, Jansson	f	4-7	1-2	0-0	2	5	7	3	9	0	0	1	1	18	
21	GEORGE, Darius	f	5-10	1-4	3-5	2	6	8	1	14	0	0	1	1	21	
13	WEST, Jarrod	g	0-4	0-3	2-2	0	2	2	2	2	1	0	0	1	33	
14	BURKS, C.J.	g	9-18	3-7	0-1	1	3	4	1	21	7	4	0	1	37	
33	ELMORE, Jon	g	5-13	4-9	4-5	1	7	8	2	18	6	5	2	2	35	
00	THIENEMAN, Christian		0-0	0-0	0-0	0	1	1	0	0	0	0	0	0	2	
01	KINSEY, Taevoan		7-11	0-1	4-4	3	1	4	2	18	2	0	1	1	28	
23	WATSON, Rondale		4-12	1-4	1-3	3	5	8	2	10	1	0	0	0	20	
31	BEYERS, Mikel		1-2	0-1	0-0	0	0	0	2	2	0	0	0	0	6	
Team						2	4	6								
Totals				35-77	10-31	14-20	14	34	48	16	94	17	9	5	7	200



2018-19 FIU Basketball  
FIU Combined Team Statistics (as of Mar 15, 2019)  
All games



RECORD:	OVERALL	HOME	AWAY	NEUTRAL
ALL GAMES	19-13	12-4	5-8	2-1
CONFERENCE	10-8	6-3	4-5	0-0
NON-CONFERENCE	9-5	6-1	1-3	2-1

#	Player	gp-gs	min	avg	Total		3-Point		F-Throw		Rebounds				pf	dq	a	to	blk	stl	pts	avg
					fg-fga	fg%	3fg-fga	3fg%	ft-fa	ft%	off	def	tot	avg								
04	BEARD, JR., Brian	32-32	1023	32.0	174-441	.395	53-177	.299	152-210	.724	18	89	107	3.3	69	1	195	108	2	93	553	17.3
10	ANDREWS, Devon	31-31	814	26.3	164-329	.498	30-87	.345	103-147	.701	38	121	159	5.1	75	4	44	55	15	52	461	14.9
03	JACOB, Trejon	31-23	718	23.2	126-254	.496	53-139	.381	22-45	.489	19	97	116	3.7	31	0	19	38	10	37	327	10.5
20	NUNEZ, JR., Willy	32-9	668	20.9	95-268	.354	79-232	.341	38-48	.792	10	62	72	2.3	41	0	26	23	2	16	307	9.6
05	DAYE, JR., Antonio	32-18	814	25.4	100-248	.403	13-61	.213	66-108	.611	18	77	95	3.0	85	3	82	91	1	50	279	8.7
34	OSAGHAE, Osasumw	29-17	646	22.3	94-158	.595	0-1	.000	57-93	.613	95	152	247	8.5	90	5	10	35	89	20	245	8.4
11	BURWELL, Marcus	13-7	229	17.6	28-84	.333	11-48	.229	15-20	.750	6	22	28	2.2	26	0	33	15	1	14	82	6.3
01	BANKS, Isaiah	31-7	527	17.0	74-154	.481	15-70	.214	22-50	.440	25	31	56	1.8	64	0	32	34	6	36	185	6.0
31	DOUGLAS, Michael	32-1	392	12.3	30-80	.375	11-42	.262	7-15	.467	22	31	53	1.7	50	1	12	10	5	8	78	2.4
00	SMITH, Phillip	7-0	42	6.0	6-15	.400	2-9	.222	2-5	.400	3	2	5	0.7	5	0	1	1	0	3	16	2.3
15	AMETEPE, James	12-0	49	4.1	11-20	.550	0-0	.000	2-2	1.000	5	6	11	0.9	10	0	1	2	2	2	24	2.0
22	DIENG, Elhadji	32-15	327	10.2	21-39	.538	0-0	.000	16-40	.400	33	41	74	2.3	62	2	4	26	10	5	58	1.8
02	VEIRA, Cordell	20-0	149	7.5	10-25	.400	2-12	.167	6-12	.500	1	18	19	1.0	13	0	10	6	4	3	28	1.4
Team											56	53	109				3					
Total.....		32	6398		933-2115	.441	269-878	.306	508-795	.639	349	802	1151	36.0	621	16	469	447	147	339	2643	82.6
Opponents.....		32	6399		915-2013	.455	250-739	.338	475-684	.694	403	975	1378	43.1	657	-	464	631	142	222	2555	79.8

TEAM STATISTICS	FIUM	OPP
SCORING	2643	2555
Points per game	82.6	79.8
Scoring margin	+2.8	-
FIELD GOALS-ATT	933-2115	915-2013
Field goal pct	.441	.455
3 POINT FG-ATT	269-878	250-739
3-point FG pct	.306	.338
3-pt FG made per game	8.4	7.8
FREE THROWS-ATT	508-795	475-684
Free throw pct	.639	.694
F-Throws made per game	15.9	14.8
REBOUNDS	1151	1378
Rebounds per game	36.0	43.1
Rebounding margin	-7.1	-
ASSISTS	469	464
Assists per game	14.7	14.5
TURNOVERS	447	631
Turnovers per game	14.0	19.7
Turnover margin	+5.8	-
Assist/turnover ratio	1.0	0.7
STEALS	339	222
Steals per game	10.6	6.9
BLOCKS	147	142
Blocks per game	4.6	4.4
ATTENDANCE	16340	59467
Home games-Avg/Game	16-1021	13-4216
Neutral site-Avg/Game	-	3-1554

Score by Periods	1st	2nd	Totals
FIU	1272	1371	2643
Opponents	1264	1291	2555

Date	Opponent		Score	Att.
11-07-18	WEBBER INTERNATIONAL	w	110-84	877
11-09-18	JOHNSON & WALES	w	117-47	719
11-13-18	MILWAUKEE	w	86-83	773
# 11-16-18	at Fordham	L	77-83	500
# 11-17-18	vs Columbia	w	98-87	1834
# 11-18-18	vs Youngstown St.	w	102-93	123
11-23-18	AVE MARIA	w	104-84	545
11-28-18	at FGCU	w	81-80	2832
12-01-18	at Arkansas	L	89-121	13763
12-13-18	NORTH FLORIDA	w	102-89	622
12-18-18	USF	L	73-82	706
12-20-18	FLORIDA MEMORIAL	w	108-67	437
12-30-18	at Ohio	L	66-68	3451
* 01-03-19	at Middle Tennessee	w	83-76	3307
* 01-05-19	at UAB	L	65-84	2878
* 01-10-19	CHARLOTTE	w	69-66	724
* 01-12-19	OLD DOMINION	L	74-75	829
* 01-17-19	at WKU	w	77-76	5102
* 01-19-19	at Marshall	L	97-105	7330
* 01-23-19	at Florida Atlantic	w	78-74	2087
* 01-26-19	FLORIDA ATLANTIC	L	72-89	4710
* 01-31-19	SOUTHERN MISS	L	73-89	601
* 02-02-19	LOUISIANA TECH	w	75-69	2254
* 02-07-19	at UTSA	L	67-100	1493
* 02-09-19	at UTEP	L	75-85	5094
* 02-14-19	RICE	w	86-65	785
* 02-16-19	NORTH TEXAS	w	69-59	587
* 02-23-19	at Florida Atlantic	w	79-76	1147
* 03-03-19	LOUISIANA TECH	w	83-76	519
* 03-06-19	at Marshall	L	78-94	5822
* 03-09-19	NORTH TEXAS	w	73-58	652
\$ 03-13-19	vs North Texas	L	57-71	2704

\* Conference USA game

# Johnny Bach Classic, Bronx, New York

\$ Conference USA Tournament, Frisco, Texas





2018-19 FIU Basketball  
FIU Combined Team Statistics (as of Mar 15, 2019)  
Conference games only



RECORD:	OVERALL	HOME	AWAY	NEUTRAL
ALL GAMES	10-8	6-3	4-5	0-0
CONFERENCE	10-8	6-3	4-5	0-0
NON-CONFERENCE	0-0	0-0	0-0	0-0

#	Player	gp-gs	min	avg	Total		3-Point		F-Throw		Rebounds				pf	dq	a	to	blk	stl	pts	avg
					fg-fga	fg%	3fg-fga	3fg%	ft-fa	ft%	off	def	tot	avg								
04	BEARD, JR., Brian	18-18	591	32.8	89-254	.350	35-109	.321	67-95	.705	7	43	50	2.8	33	1	105	60	1	46	280	15.6
10	ANDREWS, Devon	18-18	500	27.8	91-199	.457	16-53	.302	73-99	.737	22	73	95	5.3	44	2	26	34	10	24	271	15.1
05	DAYE, JR., Antonio	18-17	532	29.6	70-172	.407	12-47	.255	36-58	.621	11	45	56	3.1	48	2	50	48	1	27	188	10.4
03	JACOB, Trejon	17-11	392	23.1	63-125	.504	30-74	.405	13-24	.542	8	55	63	3.7	12	0	9	19	4	15	169	9.9
34	OSAGHAE, Osasumw	18-16	434	24.1	53-94	.564	0-0	.000	36-61	.590	48	105	153	8.5	59	3	7	26	59	10	142	7.9
20	NUNEZ, JR., Willy	18-1	335	18.6	46-131	.351	39-114	.342	11-16	.688	6	31	37	2.1	29	0	12	12	0	7	142	7.9
01	BANKS, Isaiah	18-6	295	16.4	31-69	.449	7-30	.233	15-28	.536	13	23	36	2.0	31	0	18	20	4	20	84	4.7
00	SMITH, Phillip	6-0	38	6.3	6-14	.429	2-8	.250	2-4	.500	3	2	5	0.8	2	0	0	1	0	3	16	2.7
31	DOUGLAS, Michael	18-1	207	11.5	15-37	.405	7-22	.318	2-5	.400	12	9	21	1.2	21	0	5	3	1	5	39	2.2
15	AMETEPE, James	6-0	17	2.8	5-6	.833	0-0	.000	0-0	.000	2	2	4	0.7	1	0	0	0	1	0	10	1.7
22	DIENG, Elhadji	18-2	164	9.1	9-18	.500	0-0	.000	6-14	.429	18	23	41	2.3	28	0	0	15	5	3	24	1.3
02	VEIRA, Cordell	12-0	73	6.1	3-10	.300	0-3	.000	2-6	.333	0	8	8	0.7	7	0	3	1	0	1	8	0.7
11	BURWELL, Marcus	2-0	23	11.5	0-6	.000	0-2	.000	0-0	.000	0	2	2	1.0	2	0	4	1	0	0	0	0.0
Team											26	34	60				1					
Total.....		18	3601		481-1135	.424	148-462	.320	263-410	.641	176	455	631	35.1	317	8	239	241	86	161	1373	76.3
Opponents.....		18	3599		510-1110	.459	137-391	.350	259-352	.736	200	558	758	42.1	344	-	254	317	77	122	1416	78.7

TEAM STATISTICS	FIUM	OPP
SCORING	1373	1416
Points per game	76.3	78.7
Scoring margin	-2.4	-
FIELD GOALS-ATT	481-1135	510-1110
Field goal pct	.424	.459
3 POINT FG-ATT	148-462	137-391
3-point FG pct	.320	.350
3-pt FG made per game	8.2	7.6
FREE THROWS-ATT	263-410	259-352
Free throw pct	.641	.736
F-Throws made per game	14.6	14.4
REBOUNDS	631	758
Rebounds per game	35.1	42.1
Rebounding margin	-7.1	-
ASSISTS	239	254
Assists per game	13.3	14.1
TURNOVERS	241	317
Turnovers per game	13.4	17.6
Turnover margin	+4.2	-
Assist/turnover ratio	1.0	0.8
STEALS	161	122
Steals per game	8.9	6.8
BLOCKS	86	77
Blocks per game	4.8	4.3
ATTENDANCE	11661	34260
Home games-Avg/Game	9-1296	9-3807
Neutral site-Avg/Game	-	0-0

Date	Opponent		Score	Att.
* 01-03-19	at Middle Tennessee	w	83-76	3307
* 01-05-19	at UAB	L	65-84	2878
* 01-10-19	CHARLOTTE	w	69-66	724
* 01-12-19	OLD DOMINION	L	74-75	829
* 01-17-19	at WKU	w	77-76	5102
* 01-19-19	at Marshall	L	97-105	7330
* 01-23-19	at Florida Atlantic	w	78-74	2087
* 01-26-19	FLORIDA ATLANTIC	L	72-89	4710
* 01-31-19	SOUTHERN MISS	L	73-89	601
* 02-02-19	LOUISIANA TECH	w	75-69	2254
* 02-07-19	at UTSA	L	67-100	1493
* 02-09-19	at UTEP	L	75-85	5094
* 02-14-19	RICE	w	86-65	785
* 02-16-19	NORTH TEXAS	w	69-59	587
* 02-23-19	at Florida Atlantic	w	79-76	1147
* 03-03-19	LOUISIANA TECH	w	83-76	519
* 03-06-19	at Marshall	L	78-94	5822
* 03-09-19	NORTH TEXAS	w	73-58	652

\* Conference USA game

# Johnny Bach Classic, Bronx, New York

\$ Conference USA Tournament, Frisco, Texas

Score by Periods	1st	2nd	Totals
FIU	680	693	1373
Opponents	680	736	1416



2018-19 FIU Basketball  
FIU Combined Team Statistics (as of Mar 15, 2019)  
Home games



RECORD:	OVERALL	HOME	AWAY	NEUTRAL
ALL GAMES	12-4	12-4	0-0	0-0
CONFERENCE	6-3	6-3	0-0	0-0
NON-CONFERENCE	6-1	6-1	0-0	0-0

#	Player	gp-gs	min	avg	Total		3-Point		F-Throw		Rebounds				pf	dq	a	to	blk	stl	pts	avg
					fg-fga	fg%	3fg-fga	3fg%	ft-fa	ft%	off	def	tot	avg								
04	BEARD, JR., Brian	16-16	508	31.8	90-210	.429	28-84	.333	62-84	.738	9	43	52	3.3	26	0	100	52	2	47	270	16.9
10	ANDREWS, Devon	15-15	388	25.9	73-144	.507	20-43	.465	58-80	.725	17	49	66	4.4	34	2	26	20	10	25	224	14.9
03	JACOB, Trejon	16-12	354	22.1	68-135	.504	31-76	.408	12-24	.500	12	51	63	3.9	14	0	14	24	8	19	179	11.2
20	NUNEZ, JR., Willy	16-4	325	20.3	53-124	.427	47-110	.427	18-21	.857	2	32	34	2.1	24	0	16	14	2	10	171	10.7
34	OSAGHAE, Osasumw	15-8	333	22.2	45-90	.500	0-1	.000	37-52	.712	55	78	133	8.9	41	1	5	19	60	13	127	8.5
11	BURWELL, Marcus	7-4	146	20.9	20-54	.370	7-30	.233	12-17	.706	4	16	20	2.9	14	0	25	9	1	14	59	8.4
05	DAYE, JR., Antonio	16-9	404	25.3	43-124	.347	8-38	.211	38-59	.644	10	41	51	3.2	39	1	42	47	1	30	132	8.3
01	BANKS, Isaiah	15-3	253	16.9	42-82	.512	8-35	.229	10-24	.417	11	22	33	2.2	29	0	23	18	2	16	102	6.8
22	DIENG, Elhadji	16-8	182	11.4	13-24	.542	0-0	.000	13-28	.464	22	21	43	2.7	21	0	2	10	3	4	39	2.4
15	AMETEPE, James	6-0	31	5.2	6-14	.429	0-0	.000	2-2	1.000	3	4	7	1.2	7	0	1	2	1	2	14	2.3
31	DOUGLAS, Michael	16-1	190	11.9	14-38	.368	4-21	.190	2-5	.400	9	19	28	1.8	20	0	8	7	3	3	34	2.1
02	VEIRA, Cordell	9-0	75	8.3	6-14	.429	1-9	.111	5-9	.556	1	13	14	1.6	9	0	4	4	2	2	18	2.0
00	SMITH, Phillip	4-0	12	3.0	2-5	.400	1-3	.333	0-1	.000	1	0	1	0.3	4	0	1	0	0	1	5	1.3
Team											25	33	58					3				
Total.....		16	3201		475-1058	.449	155-450	.344	269-406	.663	181	422	603	37.7	282	4	267	229	95	186	1374	85.9
Opponents.....		16	3199		429-999	.429	121-370	.327	203-290	.700	192	469	661	41.3	325	-	216	353	69	115	1182	73.9

TEAM STATISTICS	FIUM	OPP
SCORING	1374	1182
Points per game	85.9	73.9
Scoring margin	+12.0	-
FIELD GOALS-ATT	475-1058	429-999
Field goal pct	.449	.429
3 POINT FG-ATT	155-450	121-370
3-point FG pct	.344	.327
3-pt FG made per game	9.7	7.6
FREE THROWS-ATT	269-406	203-290
Free throw pct	.663	.700
F-Throws made per game	16.8	12.7
REBOUNDS	603	661
Rebounds per game	37.7	41.3
Rebounding margin	-3.6	-
ASSISTS	267	216
Assists per game	16.7	13.5
TURNOVERS	229	353
Turnovers per game	14.3	22.1
Turnover margin	+7.8	-
Assist/turnover ratio	1.2	0.6
STEALS	186	115
Steals per game	11.6	7.2
BLOCKS	95	69
Blocks per game	5.9	4.3
ATTENDANCE	16340	0
Home games-Avg/Game	16-1021	0-0
Neutral site-Avg/Game	-	0-0

Date	Opponent		Score	Att.
11-07-18	WEBBER INTERNATIONAL	w	110-84	877
11-09-18	JOHNSON & WALES	w	117-47	719
11-13-18	MILWAUKEE	w	86-83	773
11-23-18	AVE MARIA	w	104-84	545
12-13-18	NORTH FLORIDA	w	102-89	622
12-18-18	USF	L	73-82	706
12-20-18	FLORIDA MEMORIAL	w	108-67	437
* 01-10-19	CHARLOTTE	w	69-66	724
* 01-12-19	OLD DOMINION	L	74-75	829
* 01-26-19	FLORIDA ATLANTIC	L	72-89	4710
* 01-31-19	SOUTHERN MISS	L	73-89	601
* 02-02-19	LOUISIANA TECH	w	75-69	2254
* 02-14-19	RICE	w	86-65	785
* 02-16-19	NORTH TEXAS	w	69-59	587
* 03-03-19	LOUISIANA TECH	w	83-76	519
* 03-09-19	NORTH TEXAS	w	73-58	652

\* Conference USA game

# Johnny Bach Classic, Bronx, New York

\$ Conference USA Tournament, Frisco, Texas

Score by Periods	1st	2nd	Totals
FIU	698	676	1374
Opponents	599	583	1182



2018-19 FIU Basketball  
FIU Combined Team Statistics (as of Mar 15, 2019)  
Away games



RECORD:	OVERALL	HOME	AWAY	NEUTRAL
ALL GAMES	5-8	0-0	5-8	0-0
CONFERENCE	4-5	0-0	4-5	0-0
NON-CONFERENCE	1-3	0-0	1-3	0-0

#	Player	gp-gs	min	avg	Total		3-Point		F-Throw		Rebounds				pf	dq	a	to	blk	stl	pts	avg
					fg-fga	fg%	3fg-fga	3fg%	ft-fa	ft%	off	def	tot	avg								
04	BEARD, JR., Brian	13-13	410	31.5	65-189	.344	22-80	.275	56-80	.700	9	36	45	3.5	36	1	73	46	0	39	208	16.0
10	ANDREWS, Devon	13-13	341	26.2	74-149	.497	7-33	.212	37-53	.698	19	54	73	5.6	34	2	14	30	4	20	192	14.8
05	DAYE, JR., Antonio	13-8	354	27.2	55-110	.500	5-20	.250	25-45	.556	6	31	37	2.8	41	2	35	35	0	18	140	10.8
03	JACOB, Trejon	12-10	291	24.3	47-100	.470	17-52	.327	9-18	.500	6	38	44	3.7	15	0	3	11	1	13	120	10.0
20	NUNEZ, JR., Willy	13-4	283	21.8	33-118	.280	25-101	.248	17-23	.739	6	24	30	2.3	16	0	10	7	0	5	108	8.3
34	OSAGHAE, Osasumw	11-8	233	21.2	34-48	.708	0-0	.000	14-30	.467	27	63	90	8.2	37	3	3	13	19	3	82	7.5
11	BURWELL, Marcus	4-1	62	15.5	8-26	.308	4-16	.250	3-3	1.000	1	3	4	1.0	7	0	6	3	0	0	23	5.8
01	BANKS, Isaiah	13-3	210	16.2	21-53	.396	4-27	.148	11-21	.524	12	9	21	1.6	26	0	6	15	3	16	57	4.4
00	SMITH, Phillip	3-0	30	10.0	4-10	.400	1-6	.167	2-4	.500	2	2	4	1.3	1	0	0	1	0	2	11	3.7
31	DOUGLAS, Michael	13-0	176	13.5	14-35	.400	7-20	.350	5-10	.500	10	11	21	1.6	25	1	4	3	2	5	40	3.1
15	AMETEPE, James	6-0	18	3.0	5-6	.833	0-0	.000	0-0	.000	2	2	4	0.7	3	0	0	0	1	0	10	1.7
22	DIENG, Elhadji	13-5	128	9.8	7-14	.500	0-0	.000	2-10	.200	10	19	29	2.2	34	2	1	14	7	1	16	1.2
02	VEIRA, Cordell	9-0	64	7.1	2-9	.222	0-2	.000	1-3	.333	0	5	5	0.6	3	0	5	1	2	1	5	0.6
Team											26	17	43									
Total.....		13	2600		369-867	.426	92-357	.258	182-300	.607	136	314	450	34.6	278	11	160	179	39	123	1012	77.8
Opponents.....		13	2600		397-817	.486	98-280	.350	230-326	.706	159	425	584	44.9	257	-	196	222	59	87	1122	86.3

TEAM STATISTICS	FIUM	OPP
SCORING	1012	1122
Points per game	77.8	86.3
Scoring margin	-8.5	-
FIELD GOALS-ATT	369-867	397-817
Field goal pct	.426	.486
3 POINT FG-ATT	92-357	98-280
3-point FG pct	.258	.350
3-pt FG made per game	7.1	7.5
FREE THROWS-ATT	182-300	230-326
Free throw pct	.607	.706
F-Throws made per game	14.0	17.7
REBOUNDS	450	584
Rebounds per game	34.6	44.9
Rebounding margin	-10.3	-
ASSISTS	160	196
Assists per game	12.3	15.1
TURNOVERS	179	222
Turnovers per game	13.8	17.1
Turnover margin	+3.3	-
Assist/turnover ratio	0.9	0.9
STEALS	123	87
Steals per game	9.5	6.7
BLOCKS	39	59
Blocks per game	3.0	4.5
ATTENDANCE	0	54806
Home games-Avg/Game	0-0	13-4216
Neutral site-Avg/Game	-	0-0

Date	Opponent	Score	Att.
# 11-16-18	at Fordham	L 77-83	500
11-28-18	at FGCU	w 81-80	2832
12-01-18	at Arkansas	L 89-121	13763
12-30-18	at Ohio	L 66-68	3451
* 01-03-19	at Middle Tennessee	w 83-76	3307
* 01-05-19	at UAB	L 65-84	2878
* 01-17-19	at WKU	w 77-76	5102
* 01-19-19	at Marshall	L 97-105	7330
* 01-23-19	at Florida Atlantic	w 78-74	2087
* 02-07-19	at UTSA	L 67-100	1493
* 02-09-19	at UTEP	L 75-85	5094
* 02-23-19	at Florida Atlantic	w 79-76	1147
* 03-06-19	at Marshall	L 78-94	5822

\* Conference USA game

# Johnny Bach Classic, Bronx, New York

\$ Conference USA Tournament, Frisco, Texas

Score by Periods	1st	2nd	Totals
FIU	465	547	1012
Opponents	537	585	1122



2018-19 FIU Basketball  
FIU Combined Team Statistics (as of Mar 15, 2019)  
Neutral site games



RECORD:	OVERALL	HOME	AWAY	NEUTRAL
ALL GAMES	2-1	0-0	0-0	2-1
CONFERENCE	0-0	0-0	0-0	0-0
NON-CONFERENCE	2-1	0-0	0-0	2-1

#	Player	gp-gs	min	avg	Total		3-Point		F-Throw		Rebounds				pf	dq	a	to	blk	stl	pts	avg
					fg-fga	fg%	3fg-fga	3fg%	ft-fa	ft%	off	def	tot	avg								
04	BEARD, JR., Brian	3-3	105	35.0	19-42	.452	3-13	.231	34-46	.739	0	10	10	3.3	7	0	22	10	0	7	75	25.0
10	ANDREWS, Devon	3-3	85	28.3	17-36	.472	3-11	.273	8-14	.571	2	18	20	6.7	7	0	4	5	1	7	45	15.0
34	OSAGHAE, Osasumw	3-1	80	26.7	15-20	.750	0-0	.000	6-11	.545	13	11	24	8.0	12	1	2	3	10	4	36	12.0
03	JACOB, Trejon	3-1	73	24.3	11-19	.579	5-11	.455	1-3	.333	1	8	9	3.0	2	0	2	3	1	5	28	9.3
20	NUNEZ, JR., Willy	3-1	60	20.0	9-26	.346	7-21	.333	3-4	.750	2	6	8	2.7	1	0	0	2	0	1	28	9.3
01	BANKS, Isaiah	3-1	64	21.3	11-19	.579	3-8	.375	1-5	.200	2	0	2	0.7	9	0	3	1	1	4	26	8.7
02	VEIRA, Cordell	2-0	10	5.0	2-2	1.000	1-1	1.000	0-0	.000	0	0	0	0.0	1	0	1	1	0	0	5	2.5
05	DAYE, JR., Antonio	3-1	56	18.7	2-14	.143	0-3	.000	3-4	.750	2	5	7	2.3	5	0	5	9	0	2	7	2.3
31	DOUGLAS, Michael	3-0	26	8.7	2-7	.286	0-1	.000	0-0	.000	3	1	4	1.3	5	0	0	0	0	0	4	1.3
22	DIENG, Elhadji	3-2	17	5.7	1-1	1.000	0-0	.000	1-2	.500	1	1	2	0.7	7	0	1	2	0	0	3	1.0
11	BURWELL, Marcus	2-2	21	10.5	0-4	.000	0-2	.000	0-0	.000	1	3	4	2.0	5	0	2	3	0	0	0	0.0
Team											5	3	8									
Total.....		3	597		89-190	.468	22-71	.310	57-89	.640	32	66	98	32.7	61	1	42	39	13	30	257	85.7
Opponents.....		3	600		89-197	.452	31-89	.348	42-68	.618	52	81	133	44.3	75	-	52	56	14	20	251	83.7

TEAM STATISTICS	FIUM	OPP
SCORING	257	251
Points per game	85.7	83.7
Scoring margin	+2.0	-
FIELD GOALS-ATT	89-190	89-197
Field goal pct	.468	.452
3 POINT FG-ATT	22-71	31-89
3-point FG pct	.310	.348
3-pt FG made per game	7.3	10.3
FREE THROWS-ATT	57-89	42-68
Free throw pct	.640	.618
F-Throws made per game	19.0	14.0
REBOUNDS	98	133
Rebounds per game	32.7	44.3
Rebounding margin	-11.7	-
ASSISTS	42	52
Assists per game	14.0	17.3
TURNOVERS	39	56
Turnovers per game	13.0	18.7
Turnover margin	+5.7	-
Assist/turnover ratio	1.1	0.9
STEALS	30	20
Steals per game	10.0	6.7
BLOCKS	13	14
Blocks per game	4.3	4.7
ATTENDANCE	0	4661
Home games-Avg/Game	0-0	0-0
Neutral site-Avg/Game	-	3-1554

Date	Opponent	Score	Att.
# 11-17-18	vs Columbia	w 98-87	1834
# 11-18-18	vs Youngstown St.	w 102-93	123
\$ 03-13-19	vs North Texas	L 57-71	2704

\* Conference USA game  
# Johnny Bach Classic, Bronx, New York  
\$ Conference USA Tournament, Frisco, Texas

Score by Periods	1st	2nd	Totals
FIU	109	148	257
Opponents	128	123	251



2018-19 FIU Basketball  
FIU Combined Team Statistics (as of Mar 15, 2019)  
Last five games



RECORD:	OVERALL	HOME	AWAY	NEUTRAL
ALL GAMES	3-2	2-0	1-1	0-1
CONFERENCE	3-1	2-0	1-1	0-0
NON-CONFERENCE	0-1	0-0	0-0	0-1

#	Player	gp-gs	min	avg	Total		3-Point		F-Throw		Rebounds								a	to	blk	stl	pts	avg
					fg-fga	fg%	3fg-fga	3fg%	ft-fa	ft%	off	def	tot	avg	pf	dq								
04	BEARD, JR., Brian	5-5	165	33.0	24-70	.343	5-28	.179	29-39	.744	0	14	14	2.8	10	0	27	17	0	11	82	16.4		
10	ANDREWS, Devon	5-5	132	26.4	21-53	.396	4-12	.333	18-28	.643	4	23	27	5.4	11	0	7	7	3	9	64	12.8		
03	JACOB, Trejon	5-0	122	24.4	21-26	.808	6-9	.667	4-10	.400	2	15	17	3.4	2	0	2	3	2	7	52	10.4		
34	OSAGHAE, Osasumw	5-5	128	25.6	18-31	.581	0-0	.000	11-20	.550	18	36	54	10.8	15	1	3	7	18	6	47	9.4		
05	DAYE, JR., Antonio	5-5	131	26.2	20-58	.345	4-17	.235	2-4	.500	7	15	22	4.4	14	0	10	13	1	7	46	9.2		
01	BANKS, Isaiah	5-5	115	23.0	15-27	.556	3-10	.300	1-3	.333	6	7	13	2.6	11	0	3	9	2	6	34	6.8		
20	NUNEZ, JR., Willy	5-0	69	13.8	6-24	.250	4-19	.211	6-9	.667	3	5	8	1.6	5	0	2	3	0	1	22	4.4		
31	DOUGLAS, Michael	5-0	39	7.8	3-8	.375	1-3	.333	1-2	.500	4	2	6	1.2	6	0	0	0	0	0	8	1.6		
00	SMITH, Phillip	2-0	13	6.5	1-4	.250	0-3	.000	1-2	.500	0	1	1	0.5	1	0	0	1	0	1	3	1.5		
15	AMETEPE, James	2-0	7	3.5	1-1	1.000	0-0	.000	0-0	.000	0	2	2	1.0	1	0	0	0	0	0	2	1.0		
02	VEIRA, Cordell	5-0	31	6.2	2-6	.333	0-2	.000	1-4	.250	0	6	6	1.2	1	0	2	0	0	0	5	1.0		
22	DIENG, Elhadji	5-0	48	9.6	1-4	.250	0-0	.000	3-4	.750	6	9	15	3.0	7	0	0	2	0	1	5	1.0		
	Team										9	5	14											
	Total.....	5	1000		133-312	.426	27-103	.262	77-125	.616	59	140	199	39.8	84	1	56	62	26	49	370	74.0		
	Opponents.....	5	1000		126-323	.390	50-145	.345	73-100	.730	72	150	222	44.4	104	-	73	78	25	28	375	75.0		

TEAM STATISTICS	FIUM	OPP
SCORING	370	375
Points per game	74.0	75.0
Scoring margin	-1.0	-
FIELD GOALS-ATT	133-312	126-323
Field goal pct	.426	.390
3 POINT FG-ATT	27-103	50-145
3-point FG pct	.262	.345
3-pt FG made per game	5.4	10.0
FREE THROWS-ATT	77-125	73-100
Free throw pct	.616	.730
F-Throws made per game	15.4	14.6
REBOUNDS	199	222
Rebounds per game	39.8	44.4
Rebounding margin	-4.6	-
ASSISTS	56	73
Assists per game	11.2	14.6
TURNOVERS	62	78
Turnovers per game	12.4	15.6
Turnover margin	+3.2	-
Assist/turnover ratio	0.9	0.9
STEALS	49	28
Steals per game	9.8	5.6
BLOCKS	26	25
Blocks per game	5.2	5.0
ATTENDANCE	1171	9673
Home games-Avg/Game	2-586	2-3484
Neutral site-Avg/Game	-	1-2704

Date	Opponent		Score	Att.
* 02-23-19	at Florida Atlantic	w	79-76	1147
* 03-03-19	LOUISIANA TECH	w	83-76	519
* 03-06-19	at Marshall	L	78-94	5822
* 03-09-19	NORTH TEXAS	w	73-58	652
\$ 03-13-19	vs North Texas	L	57-71	2704

\* Conference USA game  
# Johnny Bach Classic, Bronx, New York  
\$ Conference USA Tournament, Frisco, Texas

Score by Periods	1st	2nd	Totals
FIU	184	186	370
Opponents	170	205	375





2018-19 FIU Basketball  
FIU Team Game-by-Game Comparison (as of Mar 15, 2019)  
All games



Opponent	1st	2nd	Score	Mar	Total FG	FG Pct	3-Pointers	3FG Pct	Free Throws	FT Pct	Rebounds	Assist	T/Over	Block	Steal	Fouls
WEBBER INTERNATIONAL	57/42	53/42	110-84	+26	44-85/26-74	.518/.351	9-32/9-36	.281/.250	13-30/23-36	.433/.639	50/52 (2)	21/15	17/26	7/1	16/5	30/22
JOHNSON & WALES	70/27	47/20	117-47	+70	41-78/16-61	.526/.262	14-37/7-33	.378/.212	21-37/8-10	.568/.800	53/38 +15	26/10	10/29	7/4	15/5	12/25
MILWAUKEE	44/50	42/33	86-83	+3	29-73/32-70	.397/.457	10-35/6-18	.286/.333	18-27/13-21	.667/.619	42/50 (8)	16/12	14/22	6/6	10/9	18/23
Fordham	36/39	41/44	77-83	(6)	27-68/21-51	.397/.412	4-28/5-21	.143/.238	19-28/36-43	.679/.837	31/43 (12)	12/4	11/17	1/4	11/3	33/21
Columbia	43/41	55/46	98-87	+11	34-69/29-66	.493/.439	10-27/11-28	.370/.393	20-36/18-29	.556/.621	42/39 +3	16/18	14/14	4/4	9/5	25/27
Youngstown St.	44/48	58/45	102-93	+9	35-65/35-72	.538/.486	7-24/9-31	.292/.290	25-34/14-23	.735/.609	31/45 (14)	16/16	14/23	1/2	10/8	18/28
AVE MARIA	53/48	51/36	104-84	+20	38-75/33-64	.507/.516	9-25/10-22	.360/.455	19-27/8-13	.704/.615	32/45 (13)	16/14	14/32	2/2	15/5	18/24
FGCU	34/41	47/39	81-80	+1	32-64/30-63	.500/.476	12-33/6-18	.364/.333	5-12/14-26	.417/.538	30/45 (15)	15/16	17/19	5/6	9/6	23/15
Arkansas	35/58	54/63	89-121	(32)	31-83/42-69	.373/.609	6-37/13-25	.162/.520	21-34/24-39	.618/.615	43/50 (7)	16/26	14/14	2/11	8/10	27/28
NORTH FLORIDA	50/49	52/40	102-89	+13	36-73/34-73	.493/.466	9-23/6-33	.391/.182	21-28/15-20	.750/.750	41/39 +2	20/19	16/18	6/8	14/9	19/23
USF	27/41	46/41	73-82	(9)	21-53/25-46	.396/.543	5-23/10-14	.217/.714	26-34/22-37	.765/.595	23/37 (14)	14/13	24/33	3/3	14/15	31/28
FLORIDA MEMORIAL	46/23	62/44	108-67	+41	37-73/28-78	.507/.359	14-36/8-27	.389/.296	20-29/3-6	.690/.500	50/44 +6	19/15	15/25	8/3	18/8	12/18
Ohio	31/38	35/30	66-68	(2)	27-65/29-57	.415/.509	7-36/2-12	.194/.167	5-10/8-13	.500/.615	27/44 (17)	13/14	15/23	1/3	18/5	20/11
Middle Tennessee	31/33	52/43	83-76	+7	31-68/27-64	.456/.422	12-32/6-20	.375/.300	9-11/16-23	.818/.696	31/51 (20)	14/9	10/21	5/3	7/8	18/18
UAB	34/38	31/46	65-84	(19)	15-55/33-60	.273/.550	7-31/5-16	.226/.313	28-39/13-18	.718/.722	29/48 (19)	7/18	9/16	2/4	9/6	17/23
CHARLOTTE	34/25	35/41	69-66	+3	22-59/22-53	.373/.415	7-21/5-12	.333/.417	18-31/17-25	.581/.680	38/41 (3)	14/9	18/23	8/6	11/9	21/19
OLD DOMINION	37/43	37/32	74-75	(1)	25-56/29-67	.446/.433	10-25/9-25	.400/.360	14-26/8-10	.538/.800	30/47 (17)	16/11	13/21	8/3	8/5	15/23
WKU	34/43	43/33	77-76	+1	24-56/28-55	.429/.509	5-22/7-17	.227/.412	24-40/13-24	.600/.542	38/36 +2	13/18	14/18	6/7	7/8	21/22
Marshall	43/53	54/52	97-105	(8)	42-78/37-64	.538/.578	7-21/8-18	.333/.444	6-11/23-30	.545/.767	38/33 +5	12/14	20/17	2/6	9/16	22/15
Florida Atlantic	40/34	38/40	78-74	+4	29-61/26-69	.475/.377	12-26/9-30	.462/.300	8-18/13-17	.444/.765	32/49 (17)	17/14	9/10	3/1	7/2	17/18
FLORIDA ATLANTIC	42/43	30/46	72-89	(17)	23-69/28-52	.333/.538	9-30/7-15	.300/.467	17-24/26-31	.708/.839	32/45 (13)	11/15	15/22	5/6	9/8	25/22
SOUTHERN MISS	38/47	35/42	73-89	(16)	25-63/38-64	.397/.594	13-35/4-13	.371/.308	10-12/9-12	.833/.750	32/34 (2)	18/23	16/13	2/6	5/11	12/12
LOUISIANA TECH	35/40	40/29	75-69	+6	29-70/28-70	.414/.400	12-31/8-27	.387/.296	5-10/5-8	.500/.625	42/45 (3)	20/13	8/12	6/5	6/4	10/13
UTSA	30/50	37/50	67-100	(33)	26-65/40-69	.400/.580	5-28/10-26	.179/.385	10-20/10-12	.500/.833	32/43 (11)	9/22	15/15	5/4	9/6	11/17
UTEP	33/37	42/48	75-85	(10)	25-65/28-56	.385/.500	6-21/8-18	.286/.444	19-27/21-28	.704/.750	28/46 (18)	11/12	17/25	2/3	10/5	31/24
RICE	42/29	44/36	86-65	+21	30-68/24-54	.441/.444	8-27/3-13	.296/.231	18-20/14-18	.900/.778	29/42 (13)	17/8	15/33	7/5	18/8	16/20
NORTH TEXAS	45/34	24/25	69-59	+10	22-46/21-49	.478/.429	13-29/9-26	.448/.346	12-15/8-12	.800/.667	26/25 +1	14/13	11/12	7/1	8/5	15/14
Florida Atlantic	38/26	41/50	79-76	+3	26-60/21-63	.433/.333	7-24/9-28	.292/.321	20-37/25-33	.541/.758	43/48 (5)	11/12	16/18	1/2	12/5	21/29
LOUISIANA TECH	38/34	45/42	83-76	+7	28-60/26-66	.467/.394	7-20/11-28	.350/.393	20-29/13-16	.690/.813	43/37 +6	14/13	9/11	9/5	8/5	12/21
Marshall	46/47	32/47	78-94	(16)	34-79/35-77	.430/.455	2-18/10-31	.111/.323	8-13/14-20	.615/.700	48/48 -	10/17	12/9	4/5	7/7	17/16
NORTH TEXAS	40/24	33/34	73-58	+15	25-57/19-58	.439/.328	6-21/9-28	.286/.321	17-27/11-15	.630/.733	40/40 -	11/13	14/21	4/5	11/4	16/18
North Texas	22/39	35/32	57-71	(14)	20-56/25-59	.357/.424	5-20/11-30	.250/.367	12-19/10-16	.632/.625	25/49 (24)	10/18	11/19	8/8	11/7	18/20

Note: Game totals are displayed in the format TEAM/OPPONENT for each category



2018-19 FIU Basketball  
FIU Game-by-Game Highs (as of Mar 15, 2019)  
All games



Opponent	Date	Score	Points	Rebounds	Assists	Steals	Blocked shots
WEBBER INTERNATIONAL	11-07-18	110-84	23-ANDREWS, Devon	8-DAYE, JR., Antonio	9-BEARD, JR., Brian	4-BEARD, JR., Brian	2-OSAGHAE, Osasu
JOHNSON & WALES	11-09-18	117-47	20-ANDREWS, Devon	12-OSAGHAE, Osasu	7-BEARD, JR., Brian	4-BEARD, JR., Brian JACOB, Trejon	3-OSAGHAE, Osasu
MILWAUKEE	11-13-18	86-83	19-BEARD, JR., Brian	15-OSAGHAE, Osasu	7-BEARD, JR., Brian	2-ANDREWS, Devon JACOB, Trejon BEARD, JR., Brian	4-OSAGHAE, Osasu
at Fordham	11-16-18	77-83	22-BEARD, JR., Brian	6-BEARD, JR., Brian	7-BEARD, JR., Brian	6-BEARD, JR., Brian	1-OSAGHAE, Osasu
vs Columbia	11-17-18	98-87	26-BEARD, JR., Brian	11-ANDREWS, Devon	10-BEARD, JR., Brian	3-BEARD, JR., Brian BANKS, Isaiah	3-OSAGHAE, Osasu
vs Youngstown St.	11-18-18	102-93	36-BEARD, JR., Brian	5-ANDREWS, Devon	7-BEARD, JR., Brian	3-BEARD, JR., Brian	1-OSAGHAE, Osasu
AVE MARIA	11-23-18	104-84	21-JACOB, Trejon	6-BURWELL, Marcus	6-BEARD, JR., Brian	4-DAYE, JR., Antonio	1-DOUGLAS, Michael JACOB, Trejon
at FGCU	11-28-18	81-80	21-BEARD, JR., Brian	8-ANDREWS, Devon	4-ANDREWS, Devon BEARD, JR., Brian	4-ANDREWS, Devon	2-DIENG, Elhadji VEIRA, Cordell
at Arkansas	12-01-18	89-121	21-BEARD, JR., Brian	8-JACOB, Trejon BEARD, JR., Brian	6-BEARD, JR., Brian	5-BEARD, JR., Brian	1-BANKS, Isaiah DIENG, Elhadji
NORTH FLORIDA	12-13-18	102-89	29-BEARD, JR., Brian	8-BEARD, JR., Brian	6-BEARD, JR., Brian	4-ANDREWS, Devon BEARD, JR., Brian	4-OSAGHAE, Osasu
USF	12-18-18	73-82	13-OSAGHAE, Osasu JACOB, Trejon	5-OSAGHAE, Osasu	5-BURWELL, Marcus	4-BURWELL, Marcus	1-OSAGHAE, Osasu JACOB, Trejon ANDREWS, Devon
FLORIDA MEMORIAL	12-20-18	108-67	22-NUNEZ, JR., Willy	9-OSAGHAE, Osasu	6-BEARD, JR., Brian	4-ANDREWS, Devon	4-OSAGHAE, Osasu
at Ohio	12-30-18	66-68	13-BEARD, JR., Brian	13-OSAGHAE, Osasu	6-BEARD, JR., Brian	5-DAYE, JR., Antonio BEARD, JR., Brian	1-OSAGHAE, Osasu
at Middle Tennessee	01-03-19	83-76	28-BEARD, JR., Brian	7-JACOB, Trejon OSAGHAE, Osasum	7-BEARD, JR., Brian	2-BEARD, JR., Brian JACOB, Trejon DAYE, JR., Antonio	2-OSAGHAE, Osasu ANDREWS, Devon
at UAB	01-05-19	65-84	20-ANDREWS, Devon	7-ANDREWS, Devon	3-BEARD, JR., Brian	3-ANDREWS, Devon	1-JACOB, Trejon OSAGHAE, Osasum
CHARLOTTE	01-10-19	69-66	19-JACOB, Trejon	8-ANDREWS, Devon	7-BEARD, JR., Brian	5-BEARD, JR., Brian	7-OSAGHAE, Osasu
OLD DOMINION	01-12-19	74-75	28-BEARD, JR., Brian	11-OSAGHAE, Osasu	10-BEARD, JR., Brian	4-BEARD, JR., Brian	6-OSAGHAE, Osasu
at WKU	01-17-19	77-76	16-OSAGHAE, Osasu	10-OSAGHAE, Osasu	4-BEARD, JR., Brian ANDREWS, Devon	2-DAYE, JR., Antonio NUNEZ, JR., Willy	2-OSAGHAE, Osasu
at Marshall	01-19-19	97-105	23-ANDREWS, Devon	15-OSAGHAE, Osasu	6-BEARD, JR., Brian	3-BEARD, JR., Brian	2-OSAGHAE, Osasu
at Florida Atlantic	01-23-19	78-74	19-ANDREWS, Devon	6-OSAGHAE, Osasu	9-BEARD, JR., Brian	2-JACOB, Trejon	3-OSAGHAE, Osasu
FLORIDA ATLANTIC	01-26-19	72-89	21-ANDREWS, Devon	13-OSAGHAE, Osasu	4-DAYE, JR., Antonio	3-DAYE, JR., Antonio	3-OSAGHAE, Osasu
SOUTHERN MISS	01-31-19	73-89	21-NUNEZ, JR., Willy	9-OSAGHAE, Osasu	7-BEARD, JR., Brian	2-BEARD, JR., Brian	1-ANDREWS, Devon OSAGHAE, Osasum
LOUISIANA TECH	02-02-19	75-69	24-JACOB, Trejon	7-ANDREWS, Devon	9-BEARD, JR., Brian	2-DAYE, JR., Antonio	6-OSAGHAE, Osasu
at UTSA	02-07-19	67-100	14-ANDREWS, Devon BEARD, JR., Brian	9-OSAGHAE, Osasu	4-BEARD, JR., Brian	3-ANDREWS, Devon BEARD, JR., Brian	3-OSAGHAE, Osasu
at UTEP	02-09-19	75-85	26-ANDREWS, Devon	6-ANDREWS, Devon	5-BEARD, JR., Brian	4-BANKS, Isaiah	1-DIENG, Elhadji AMETEPE, James
RICE	02-14-19	86-65	25-ANDREWS, Devon	6-OSAGHAE, Osasu	5-BEARD, JR., Brian	5-DAYE, JR., Antonio BEARD, JR., Brian	6-OSAGHAE, Osasu
NORTH TEXAS	02-16-19	69-59	22-BEARD, JR., Brian	7-OSAGHAE, Osasu	5-BEARD, JR., Brian	2-BEARD, JR., Brian ANDREWS, Devon	5-OSAGHAE, Osasu
at Florida Atlantic	02-23-19	79-76	22-DAYE, JR., Antoni	8-OSAGHAE, Osasu	6-BEARD, JR., Brian	6-BEARD, JR., Brian	1-OSAGHAE, Osasu
LOUISIANA TECH	03-03-19	83-76	21-ANDREWS, Devon	11-OSAGHAE, Osasu	7-BEARD, JR., Brian	2-BANKS, Isaiah	5-OSAGHAE, Osasu
at Marshall	03-06-19	78-94	19-OSAGHAE, Osasu	11-OSAGHAE, Osasu	6-BEARD, JR., Brian	2-DAYE, JR., Antonio BANKS, Isaiah	3-OSAGHAE, Osasu
NORTH TEXAS	03-09-19	73-58	24-BEARD, JR., Brian	12-OSAGHAE, Osasu	5-ANDREWS, Devon	3-DAYE, JR., Antonio ANDREWS, Devon	3-OSAGHAE, Osasu



2018-19 FIU Basketball  
FIU Game-by-Game Highs (as of Mar 15, 2019)  
All games



Opponent	Date	Score	Points	Rebounds	Assists	Steals	Blocked shots
vs North Texas	03-13-19	57-71	13-BEARD, JR., Brian	12-OSAGHAE, Osasu	5-BEARD, JR., Brian	4-JACOB, Trejon	6-OSAGHAE, Osasu



2018-19 FIU Basketball  
FIU Team High/Low Analysis (as of Mar 15, 2019)  
All games



FIU - TEAM GAME HIGHS

POINTS	117	JOHNSON & WALES (11-09-18)
	110	WEBBER INTERNATIONAL (11-07-18)
	108	FLORIDA MEMORIAL (12-20-18)
	104	AVE MARIA (11-23-18)
	102	NORTH FLORIDA (12-13-18)
	102	vs Youngstown St. (11-18-18)
FIELD GOALS MADE	44	WEBBER INTERNATIONAL (11-07-18)
	42	at Marshall (01-19-19)
FIELD GOAL ATTEMPTS	85	WEBBER INTERNATIONAL (11-07-18)
	83	at Arkansas (12-01-18)
FIELD GOAL PERCENTAGE	.538 (42-78)	at Marshall (01-19-19)
	.538 (35-65)	vs Youngstown St. (11-18-18)
3 PT FIELD GOALS MADE	14	FLORIDA MEMORIAL (12-20-18)
	14	JOHNSON & WALES (11-09-18)
3 PT FG ATTEMPTS	37	at Arkansas (12-01-18)
	37	JOHNSON & WALES (11-09-18)
3 PT FG PERCENTAGE	.462 (12-26)	at Florida Atlantic (01-23-19)
	.448 (13-29)	NORTH TEXAS (02-16-19)
FREE THROWS MADE	28	at UAB (01-05-19)
	26	USF (12-18-18)
FREE THROW ATTEMPTS	40	at WKU (01-17-19)
	39	at UAB (01-05-19)
FREE THROW PERCENTAGE	.900 (18-20)	RICE (02-14-19)
	.833 (10-12)	SOUTHERN MISS (01-31-19)
REBOUNDS	53	JOHNSON & WALES (11-09-18)
	50	FLORIDA MEMORIAL (12-20-18)
	50	WEBBER INTERNATIONAL (11-07-18)
ASSISTS	26	JOHNSON & WALES (11-09-18)
	21	WEBBER INTERNATIONAL (11-07-18)
STEALS	18	RICE (02-14-19)
	18	at Ohio (12-30-18)
	18	FLORIDA MEMORIAL (12-20-18)
BLOCKED SHOTS	9	LOUISIANA TECH (03-03-19)
	8	vs North Texas (03-13-19)
	8	OLD DOMINION (01-12-19)
	8	CHARLOTTE (01-10-19)
	8	FLORIDA MEMORIAL (12-20-18)
TURNOVERS	24	USF (12-18-18)
	20	at Marshall (01-19-19)
FOULS	33	at Fordham (11-16-18)
	31	at UTEP (02-09-19)
	31	USF (12-18-18)



2018-19 FIU Basketball  
FIU High/Low Analysis (as of Mar 15, 2019)  
All games



Opponent - GAME HIGHS

POINTS	121	at Arkansas (12-01-18)
	105	at Marshall (01-19-19)
	100	at UTSA (02-07-19)
	94	at Marshall (03-06-19)
	93	vs Youngstown St. (11-18-18)
FIELD GOALS MADE	42	at Arkansas (12-01-18)
	40	at UTSA (02-07-19)
FIELD GOAL ATTEMPTS	78	FLORIDA MEMORIAL (12-20-18)
	77	at Marshall (03-06-19)
FIELD GOAL PERCENTAGE	.609 (42-69)	at Arkansas (12-01-18)
	.594 (38-64)	SOUTHERN MISS (01-31-19)
3 PT FIELD GOALS MADE	13	at Arkansas (12-01-18)
	11	vs North Texas (03-13-19)
	11	LOUISIANA TECH (03-03-19)
	11	vs Columbia (11-17-18)
3 PT FG ATTEMPTS	36	WEBBER INTERNATIONAL (11-07-18)
	33	NORTH FLORIDA (12-13-18)
	33	JOHNSON & WALES (11-09-18)
3 PT FG PERCENTAGE	.714 (10-14)	USF (12-18-18)
	.520 (13-25)	at Arkansas (12-01-18)
FREE THROWS MADE	36	at Fordham (11-16-18)
	26	FLORIDA ATLANTIC (01-26-19)
FREE THROW ATTEMPTS	43	at Fordham (11-16-18)
	39	at Arkansas (12-01-18)
FREE THROW PERCENTAGE	.839 (26-31)	FLORIDA ATLANTIC (01-26-19)
	.837 (36-43)	at Fordham (11-16-18)
REBOUNDS	52	WEBBER INTERNATIONAL (11-07-18)
	51	at Middle Tennessee (01-03-19)
ASSISTS	26	at Arkansas (12-01-18)
	23	SOUTHERN MISS (01-31-19)
STEALS	16	at Marshall (01-19-19)
	15	USF (12-18-18)
BLOCKED SHOTS	11	at Arkansas (12-01-18)
	8	vs North Texas (03-13-19)
	8	NORTH FLORIDA (12-13-18)
TURNOVERS	33	RICE (02-14-19)
	33	USF (12-18-18)
FOULS	29	at Florida Atlantic (02-23-19)
	28	USF (12-18-18)
	28	at Arkansas (12-01-18)
	28	vs Youngstown St. (11-18-18)





2018-19 FIU Basketball  
FIU High/Low Analysis (as of Mar 15, 2019)  
All games



FIU - GAME LOWS

POINTS	57	vs North Texas (03-13-19)
	65	at UAB (01-05-19)
	66	at Ohio (12-30-18)
	67	at UTSA (02-07-19)
	69	CHARLOTTE (01-10-19)
	69	NORTH TEXAS (02-16-19)
FIELD GOALS MADE	15	at UAB (01-05-19)
	20	vs North Texas (03-13-19)
FIELD GOAL ATTEMPTS	46	NORTH TEXAS (02-16-19)
	53	USF (12-18-18)
FIELD GOAL PERCENTAGE	.273 (15-55)	at UAB (01-05-19)
	.333 (23-69)	FLORIDA ATLANTIC (01-26-19)
3 PT FIELD GOALS MADE	2	at Marshall (03-06-19)
	4	at Fordham (11-16-18)
3 PT FG ATTEMPTS	18	at Marshall (03-06-19)
	20	LOUISIANA TECH (03-03-19)
	20	vs North Texas (03-13-19)
3 PT FG PERCENTAGE	.111 (2-18)	at Marshall (03-06-19)
	.143 (4-28)	at Fordham (11-16-18)
FREE THROWS MADE	5	at FGCU (11-28-18)
	5	at Ohio (12-30-18)
	5	LOUISIANA TECH (02-02-19)
FREE THROW ATTEMPTS	10	at Ohio (12-30-18)
	10	LOUISIANA TECH (02-02-19)
FREE THROW PERCENTAGE	.417 (5-12)	at FGCU (11-28-18)
	.433 (13-30)	WEBBER INTERNATIONAL (11-07-18)
REBOUNDS	23	USF (12-18-18)
	25	vs North Texas (03-13-19)
ASSISTS	7	at UAB (01-05-19)
	9	at UTSA (02-07-19)
STEALS	5	SOUTHERN MISS (01-31-19)
	6	LOUISIANA TECH (02-02-19)
BLOCKED SHOTS	1	at Fordham (11-16-18)
	1	vs Youngstown St. (11-18-18)
	1	at Ohio (12-30-18)
	1	at Florida Atlantic (02-23-19)
TURNOVERS	8	LOUISIANA TECH (02-02-19)
	9	at UAB (01-05-19)
	9	at Florida Atlantic (01-23-19)
	9	LOUISIANA TECH (03-03-19)
FOULS	10	LOUISIANA TECH (02-02-19)
	11	at UTSA (02-07-19)



2018-19 FIU Basketball  
FIU High/Low Analysis (as of Mar 15, 2019)  
All games



Opponent - GAME LOWS

POINTS	47		JOHNSON & WALES (11-09-18)
	58		NORTH TEXAS (03-09-19)
	59		NORTH TEXAS (02-16-19)
	65		RICE (02-14-19)
	66		CHARLOTTE (01-10-19)
FIELD GOALS MADE	16		JOHNSON & WALES (11-09-18)
	19		NORTH TEXAS (03-09-19)
FIELD GOAL ATTEMPTS	46		USF (12-18-18)
	49		NORTH TEXAS (02-16-19)
FIELD GOAL PERCENTAGE	.262	(16-61)	JOHNSON & WALES (11-09-18)
	.328	(19-58)	NORTH TEXAS (03-09-19)
3 PT FIELD GOALS MADE	2		at Ohio (12-30-18)
	3		RICE (02-14-19)
3 PT FG ATTEMPTS	12		at Ohio (12-30-18)
	12		CHARLOTTE (01-10-19)
3 PT FG PERCENTAGE	.167	(2-12)	at Ohio (12-30-18)
	.182	(6-33)	NORTH FLORIDA (12-13-18)
FREE THROWS MADE	3		FLORIDA MEMORIAL (12-20-18)
	5		LOUISIANA TECH (02-02-19)
FREE THROW ATTEMPTS	6		FLORIDA MEMORIAL (12-20-18)
	8		LOUISIANA TECH (02-02-19)
FREE THROW PERCENTAGE	.500	(3-6)	FLORIDA MEMORIAL (12-20-18)
	.538	(14-26)	at FGCU (11-28-18)
REBOUNDS	25		NORTH TEXAS (02-16-19)
	33		at Marshall (01-19-19)
ASSISTS	4		at Fordham (11-16-18)
	8		RICE (02-14-19)
STEALS	2		at Florida Atlantic (01-23-19)
	3		at Fordham (11-16-18)
BLOCKED SHOTS	1		WEBBER INTERNATIONAL (11-07-18)
	1		at Florida Atlantic (01-23-19)
	1		NORTH TEXAS (02-16-19)
TURNOVERS	9		at Marshall (03-06-19)
	10		at Florida Atlantic (01-23-19)
FOULS	11		at Ohio (12-30-18)
	12		SOUTHERN MISS (01-31-19)



2018-19 FIU Basketball  
FIU Player High/Low Analysis (as of Mar 15, 2019)  
All games



FIU - INDIVIDUAL GAME HIGHS

Points	36	BEARD, JR., Brian vs Youngstown St. (11-18-18)
	29	BEARD, JR., Brian vs North Florida (12-13-18)
	28	BEARD, JR., Brian vs Old Dominion (01-12-19)
	28	BEARD, JR., Brian at Middle Tennessee (01-03-19)
	26	ANDREWS, Devon at UTEP (02-09-19)
	26	BEARD, JR., Brian vs Columbia (11-17-18)
Field Goals Made	11	ANDREWS, Devon at Marshall (01-19-19)
	9	DAYE, JR., Antonio at Florida Atlantic (02-23-19)
	9	BEARD, JR., Brian at Middle Tennessee (01-03-19)
	9	BEARD, JR., Brian vs North Florida (12-13-18)
	9	JACOB, Trejon at Arkansas (12-01-18)
	9	BEARD, JR., Brian vs Youngstown St. (11-18-18)
	9	ANDREWS, Devon vs Webber International (11-07-18)
Field Goal Att.	23	BEARD, JR., Brian at Middle Tennessee (01-03-19)
	21	ANDREWS, Devon at Marshall (01-19-19)
FG Pct (min 5 made)	1.000 (8-8)	ANDREWS, Devon vs Johnson & Wales (11-09-18)
	1.000 (6-6)	OSAGHAE, Osasumwen vs Youngstown St. (11-18-18)
	1.000 (5-5)	JACOB, Trejon vs North Texas (03-09-19)
3-Point FG Made	7	NUNEZ, JR., Willy vs Southern Miss (01-31-19)
	6	BEARD, JR., Brian vs North Texas (02-16-19)
	6	JACOB, Trejon vs Louisiana Tech (02-02-19)
	6	JACOB, Trejon at Middle Tennessee (01-03-19)
	6	NUNEZ, JR., Willy vs Florida Memorial (12-20-18)
3-Point FG Att.	13	JACOB, Trejon vs Louisiana Tech (02-02-19)
	13	NUNEZ, JR., Willy vs Southern Miss (01-31-19)
	13	BEARD, JR., Brian at Middle Tennessee (01-03-19)
	13	NUNEZ, JR., Willy vs Florida Memorial (12-20-18)
	13	NUNEZ, JR., Willy at Arkansas (12-01-18)
3-Pt FG Pct (min 2 made)	1.000 (3-3)	JACOB, Trejon at Florida Atlantic (02-23-19)
	1.000 (2-2)	ANDREWS, Devon vs Johnson & Wales (11-09-18)
	1.000 (2-2)	ANDREWS, Devon vs Webber International (11-07-18)
Free Throws Made	16	BEARD, JR., Brian vs Youngstown St. (11-18-18)
	12	ANDREWS, Devon vs Louisiana Tech (03-03-19)
Free Throw Att.	20	BEARD, JR., Brian vs Youngstown St. (11-18-18)
	18	BEARD, JR., Brian vs Columbia (11-17-18)
FT Pct (min 3 made)	1.000 (6-6)	DAYE, JR., Antonio vs Rice (02-14-19)
	1.000 (5-5)	ANDREWS, Devon vs Southern Miss (01-31-19)
	1.000 (4-4)	DAYE, JR., Antonio at UTEP (02-09-19)
	1.000 (4-4)	BEARD, JR., Brian at WKU (01-17-19)
	1.000 (4-4)	BEARD, JR., Brian vs USF (12-18-18)
	1.000 (4-4)	NUNEZ, JR., Willy vs USF (12-18-18)
	1.000 (4-4)	BEARD, JR., Brian vs Ave Maria (11-23-18)
	1.000 (4-4)	ANDREWS, Devon vs Columbia (11-17-18)
	1.000 (3-3)	NUNEZ, JR., Willy at WKU (01-17-19)
	1.000 (3-3)	NUNEZ, JR., Willy at UAB (01-05-19)
	1.000 (3-3)	BURWELL, Marcus at Fordham (11-16-18)
Rebounds	15	OSAGHAE, Osasumwen at Marshall (01-19-19)
	15	OSAGHAE, Osasumwen vs Milwaukee (11-13-18)
Assists	10	BEARD, JR., Brian vs Old Dominion (01-12-19)
	10	BEARD, JR., Brian vs Columbia (11-17-18)
Steals	6	BEARD, JR., Brian at Florida Atlantic (02-23-19)
	6	BEARD, JR., Brian at Fordham (11-16-18)
Blocked Shots	7	OSAGHAE, Osasumwen vs Charlotte (01-10-19)

	6	OSAGHAE, Osasumwen vs North Texas (03-13-19)
	6	OSAGHAE, Osasumwen vs Rice (02-14-19)
	6	OSAGHAE, Osasumwen vs Louisiana Tech (02-02-19)
	6	OSAGHAE, Osasumwen vs Old Dominion (01-12-19)
Turnovers	9	BEARD, JR., Brian vs USF (12-18-18)
	7	BEARD, JR., Brian at Marshall (01-19-19)
Fouls	5	OSAGHAE, Osasumwen at Florida Atlantic (02-23-19)
	5	ANDREWS, Devon at UTEP (02-09-19)
	5	OSAGHAE, Osasumwen at UTEP (02-09-19)
	5	BEARD, JR., Brian at UTEP (02-09-19)
	5	DAYE, JR., Antonio at UTEP (02-09-19)
	5	ANDREWS, Devon vs Florida Atlantic (01-26-19)
	5	DAYE, JR., Antonio at Marshall (01-19-19)
	5	OSAGHAE, Osasumwen vs Charlotte (01-10-19)
	5	ANDREWS, Devon vs USF (12-18-18)
	5	DAYE, JR., Antonio vs USF (12-18-18)
	5	DOUGLAS, Michael at Arkansas (12-01-18)
	5	DIENG, Elhadji at Arkansas (12-01-18)
	5	OSAGHAE, Osasumwen vs Columbia (11-17-18)
	5	DIENG, Elhadji at Fordham (11-16-18)
	5	OSAGHAE, Osasumwen at Fordham (11-16-18)
	5	ANDREWS, Devon at Fordham (11-16-18)
Minutes	38	BEARD, JR., Brian vs North Texas (03-13-19)
	38	BEARD, JR., Brian vs Old Dominion (01-12-19)
	38	BEARD, JR., Brian at Middle Tennessee (01-03-19)
	38	BEARD, JR., Brian at Fordham (11-16-18)
	37	BEARD, JR., Brian vs Louisiana Tech (02-02-19)



2018-19 FIU Basketball  
FIU Opponent High/Low Analysis (as of Mar 15, 2019)  
All games

OPPONENT INDIVIDUAL GAME HIGHS

Points	34		JOE, Isaiah at Arkansas (12-01-18)
	33		Stefanini, Gabe vs Columbia (11-17-18)
	30		BURKS, C.J. at Marshall (01-19-19)
	29		ELMORE, Jon at Marshall (01-19-19)
	28		RIDEAU, Laquincy vs USF (12-18-18)
	28		ESCOBAR, JT vs North Florida (12-13-18)
	28		Nick Honor at Fordham (11-16-18)
Field Goals Made	12		Stefanini, Gabe vs Columbia (11-17-18)
	11		WALLACE, Keaton at UTSA (02-07-19)
	11		BURKS, C.J. at Marshall (01-19-19)
	11		JOE, Isaiah at Arkansas (12-01-18)
Field Goal Att.	22		Teyvion Kirk at Ohio (12-30-18)
	19		ELMORE, Jon at Marshall (01-19-19)
	19		CAVER, Ahmad vs Old Dominion (01-12-19)
	19		ROY, Darius vs Milwaukee (11-13-18)
FG Pct (min 5 made)	1.000	(7-7)	SIMMONS, Zachary vs North Texas (03-13-19)
	1.000	(6-6)	Doug Taylor at Ohio (12-30-18)
3-Point FG Made	10		JOE, Isaiah at Arkansas (12-01-18)
	7		GIBSON, Umoja vs North Texas (03-13-19)
3-Point FG Att.	15		GIBSON, Umoja vs North Texas (03-13-19)
	13		ESCOBAR, JT vs North Florida (12-13-18)
	13		JOE, Isaiah at Arkansas (12-01-18)
3-Pt FG Pct (min 2 made)	1.000	(4-4)	LATHON, Jordan at UTEP (02-09-19)
	1.000	(2-2)	Forrest, Michael at Florida Atlantic (02-23-19)
	1.000	(2-2)	WEST, Jarrod at Marshall (01-19-19)
	1.000	(2-2)	Killingsworth, Jake vs Columbia (11-17-18)
Free Throws Made	14		Jesse Bunting at Fordham (11-16-18)
	10		ELMORE, Jon at Marshall (01-19-19)
Free Throw Att.	14		ELMORE, Jon at Marshall (01-19-19)
	14		Jesse Bunting at Fordham (11-16-18)
FT Pct (min 3 made)	1.000	(14-14)	Jesse Bunting at Fordham (11-16-18)
	1.000	(9-9)	Adger, Anthony vs Florida Atlantic (01-26-19)
	1.000	(7-7)	Nick Honor at Fordham (11-16-18)
	1.000	(6-6)	MARTIN, Robert vs Rice (02-14-19)
	1.000	(5-5)	MILLER, Michael vs North Texas (03-09-19)
	1.000	(5-5)	HAWKINS, Nigel at UTEP (02-09-19)
	1.000	(5-5)	Donel Cathcart vs Youngstown St. (11-18-18)
	1.000	(5-5)	Kevin Grace vs Webber International (11-07-18)
	1.000	(4-4)	KINSEY, Taevion at Marshall (03-06-19)
	1.000	(4-4)	Silins, Karlis at Florida Atlantic (02-23-19)
	1.000	(4-4)	MAGEE, Kobe at UTEP (02-09-19)
	1.000	(4-4)	GRIFFIN, Tyree vs Southern Miss (01-31-19)
	1.000	(4-4)	BURKS, C.J. at Marshall (01-19-19)
	1.000	(4-4)	WEST, Jarrod at Marshall (01-19-19)
	1.000	(4-4)	BRYANT, Zack at UAB (01-05-19)
	1.000	(4-4)	Stefanini, Gabe vs Columbia (11-17-18)
	1.000	(4-4)	Dwayne Adams vs Johnson & Wales (11-09-18)
	1.000	(3-3)	Maitre, Richardson vs Florida Atlantic (01-26-19)
	1.000	(3-3)	Stapleton, Xavian vs Florida Atlantic (01-26-19)
	1.000	(3-3)	Jacknelson Joseph vs Johnson & Wales (11-09-18)
Rebounds	16		SIMMONS, Zachary vs North Texas (03-13-19)
	16		MILLORA-BROWN, Q. vs Rice (02-14-19)
Assists	10		HARRIS, Jalen at Arkansas (12-01-18)



	9	RIDEAU, Laquincy vs USF (12-18-18)
	9	GANDIA-ROSA, Ivan vs North Florida (12-13-18)
Steals	5	WEST, Jarrod at Marshall (01-19-19)
	5	RIDEAU, Laquincy vs USF (12-18-18)
Blocked Shots	4	GAFFORD, Daniel at Arkansas (12-01-18)
	4	BAILEY, Adrio at Arkansas (12-01-18)
Turnovers	8	DUFFY, Jorden vs North Texas (03-09-19)
	8	DAVIS, Jon vs Charlotte (01-10-19)
Fouls	5	PEMBERTON, JaColby vs Louisiana Tech (03-03-19)
	5	Ellis, Kevauhn at Florida Atlantic (02-23-19)
	5	Stapleton, Xavian at Florida Atlantic (02-23-19)
	5	LATHON, Jordan at UTEP (02-09-19)
	5	THOMAS, Paul at UTEP (02-09-19)
	5	YETNA, Alexis vs USF (12-18-18)
	5	BAILEY, Adrio at Arkansas (12-01-18)
	5	Darius Quisenberry vs Youngstown St. (11-18-18)
	5	Stefanini, Gabe vs Columbia (11-17-18)
	5	JOHNSON, Vance vs Milwaukee (11-13-18)
	5	Gustav Ling vs Johnson & Wales (11-09-18)



2018-19 FIU Basketball  
FIU Individual Game-by-Game (as of Mar 15, 2019)  
All games



#00 SMITH, Phillip

Opponent	Date	gs	min	Total		3-Pointers		Free throws		Rebounds				pf	a	t/o	blk	stl	pts	avg
				fg-fga	pct	3fg-fga	pct	ft-fta	pct	off	def	tot	avg							
WEBBER INTERNATIONAL	11-07-18		dnp	-	-	-	-	-	-	-	-	-	-	-	-	-	-	-	-	-
JOHNSON & WALES	11-09-18		dnp	-	-	-	-	-	-	-	-	-	-	-	-	-	-	-	-	-
MILWAUKEE	11-13-18		dnp	-	-	-	-	-	-	-	-	-	-	-	-	-	-	-	-	-
AVE MARIA	11-23-18		dnp	-	-	-	-	-	-	-	-	-	-	-	-	-	-	-	-	-
at FGCU	11-28-18		dnp	-	-	-	-	-	-	-	-	-	-	-	-	-	-	-	-	-
at Arkansas	12-01-18		dnp	-	-	-	-	-	-	-	-	-	-	-	-	-	-	-	-	-
NORTH FLORIDA	12-13-18		dnp	-	-	-	-	-	-	-	-	-	-	-	-	-	-	-	-	-
USF	12-18-18		dnp	-	-	-	-	-	-	-	-	-	-	-	-	-	-	-	-	-
FLORIDA MEMORIAL	12-20-18	4		0-1	.000	0-1	.000	0-1	.000	0	0	0	0.0	3	1	0	0	0	0	0.0
at Middle Tennessee	01-03-19		dnp	-	-	-	-	-	-	-	-	-	-	-	-	-	-	-	-	-
at UAB	01-05-19		dnp	-	-	-	-	-	-	-	-	-	-	-	-	-	-	-	-	-
CHARLOTTE	01-10-19	2		0-0	.000	0-0	.000	0-0	.000	0	0	0	0.0	0	0	0	0	0	0	0.0
OLD DOMINION	01-12-19		dnp	-	-	-	-	-	-	-	-	-	-	-	-	-	-	-	-	-
at WKU	01-17-19		dnp	-	-	-	-	-	-	-	-	-	-	-	-	-	-	-	-	-
at Marshall	01-19-19		dnp	-	-	-	-	-	-	-	-	-	-	-	-	-	-	-	-	-
at Florida Atlantic	01-23-19		dnp	-	-	-	-	-	-	-	-	-	-	-	-	-	-	-	-	-
FLORIDA ATLANTIC	01-26-19		dnp	-	-	-	-	-	-	-	-	-	-	-	-	-	-	-	-	-
SOUTHERN MISS	01-31-19		dnp	-	-	-	-	-	-	-	-	-	-	-	-	-	-	-	-	-
LOUISIANA TECH	02-02-19		dnp	-	-	-	-	-	-	-	-	-	-	-	-	-	-	-	-	-
at UTSA	02-07-19	16		3-6	.500	1-3	.333	1-2	.500	2	1	3	1.0	0	0	0	0	1	8	2.7
at UTEP	02-09-19	5		0-1	.000	0-1	.000	0-0	.000	0	0	0	0.8	0	0	0	0	0	0	2.0
RICE	02-14-19	2		2-3	.667	1-1	1.000	0-0	.000	1	0	1	0.8	1	0	0	0	1	5	2.6
NORTH TEXAS	02-16-19		dnp	-	-	-	-	-	-	-	-	-	-	-	-	-	-	-	-	-
at Florida Atlantic	02-23-19		dnp	-	-	-	-	-	-	-	-	-	-	-	-	-	-	-	-	-
LOUISIANA TECH	03-03-19		dnp	-	-	-	-	-	-	-	-	-	-	-	-	-	-	-	-	-
at Marshall	03-06-19	9		1-3	.333	0-2	.000	1-2	.500	0	1	1	0.8	1	0	1	0	1	3	2.7
NORTH TEXAS	03-09-19	4		0-1	.000	0-1	.000	0-0	.000	0	0	0	0.7	0	0	0	0	0	0	2.3
vs North Texas	03-13-19		dnp	-	-	-	-	-	-	-	-	-	-	-	-	-	-	-	-	-
Totals		0	42	6-15	.400	2-9	.222	2-5	.400	3	2	5	0.7	5	1	1	0	3	16	2.3

Games played: 7  
Minutes/game: 6.0  
Points/game: 2.3  
FG Pct: 40.0  
3FG Pct: 22.2  
FT Pct: 40.0

Rebounds/game: 0.7  
Assists/game: 0.1  
Turnovers/game: 0.1  
Assist/turnover ratio: 1.0  
Steals/game: 0.4



2018-19 FIU Basketball  
FIU Individual Game-by-Game (as of Mar 15, 2019)  
All games



#01 BANKS, Isaiah

Opponent	Date	gs	min	Total		3-Pointers		Free throws		Rebounds				pf	a	t/o	blk	stl	pts	avg
				fg-fga	pct	3fg-fga	pct	ft-fa	pct	off	def	tot	avg							
WEBBER INTERNATIONA	11-07-18		23	7-11	.636	0-4	.000	0-4	.000	3	2	5	5.0	3	1	1	0	1	14	14.0
JOHNSON & WALES	11-09-18		18	4-6	.667	2-4	.500	2-3	.667	0	3	3	4.0	2	1	1	0	3	12	13.0
MILWAUKEE	11-13-18		9	0-4	.000	0-4	.000	0-0	.000	1	0	1	3.0	0	1	1	0	1	0	8.7
at Fordham	11-16-18		15	3-6	.500	1-3	.333	0-0	.000	1	0	1	2.5	4	1	2	0	2	7	8.3
vs Columbia	11-17-18		18	6-9	.667	1-3	.333	0-3	.000	1	0	1	2.2	3	0	0	0	3	13	9.2
vs Youngstown St.	11-18-18		18	2-4	.500	1-2	.500	1-2	.500	1	0	1	2.0	2	2	1	0	1	6	8.7
AVE MARIA	11-23-18		21	3-7	.429	0-2	.000	0-1	.000	0	0	0	1.7	3	0	1	0	1	6	8.3
at FGCU	11-28-18		20	2-4	.500	1-2	.500	0-0	.000	0	0	0	1.5	3	1	3	0	2	5	7.9
at Arkansas	12-01-18		23	4-10	.400	0-5	.000	3-7	.429	5	1	6	2.0	3	1	1	1	0	11	8.2
NORTH FLORIDA	12-13-18		21	4-8	.500	1-3	.333	1-2	.500	0	1	1	1.9	4	3	1	0	0	10	8.4
USF	12-18-18		dnp	-	-	-	-	-	-	-	-	-	-	-	-	-	-	-	-	-
FLORIDA MEMORIAL	12-20-18		11	5-7	.714	0-2	.000	0-0	.000	0	1	1	1.8	1	1	1	0	2	10	8.5
at Ohio	12-30-18		7	0-3	.000	0-3	.000	0-0	.000	0	0	0	1.7	1	1	1	0	0	0	7.8
at Middle Tennessee	01-03-19		11	1-4	.250	0-1	.000	1-1	1.000	0	2	2	1.7	2	0	1	0	1	3	7.5
at UAB	01-05-19		10	1-3	.333	1-3	.333	3-4	.750	0	1	1	1.6	1	0	2	0	2	6	7.4
CHARLOTTE	01-10-19		11	0-3	.000	0-1	.000	4-6	.667	2	2	4	1.8	2	1	2	0	0	4	7.1
OLD DOMINION	01-12-19		5	0-0	.000	0-0	.000	1-2	.500	0	2	2	1.8	0	1	2	0	0	1	6.8
at WKU	01-17-19		16	1-5	.200	0-2	.000	1-4	.250	0	2	2	1.8	2	1	0	1	1	3	6.5
at Marshall	01-19-19		14	1-3	.333	0-1	.000	0-0	.000	0	0	0	1.7	0	0	1	0	0	2	6.3
at Florida Atlantic	01-23-19		9	1-3	.333	1-2	.500	0-0	.000	0	0	0	1.6	1	0	0	0	0	3	6.1
FLORIDA ATLANTIC	01-26-19		19	4-7	.571	1-3	.333	1-2	.500	1	0	1	1.6	4	1	0	0	2	10	6.3
SOUTHERN MISS	01-31-19		24	2-5	.400	2-4	.500	0-0	.000	0	2	2	1.6	1	4	0	0	1	6	6.3
LOUISIANA TECH	02-02-19		11	1-2	.500	0-1	.000	0-2	.000	0	1	1	1.6	1	2	1	0	0	2	6.1
at UTSA	02-07-19		17	0-2	.000	0-2	.000	0-0	.000	1	1	2	1.6	2	1	0	1	0	0	5.8
at UTEP	02-09-19	*	25	3-3	1.000	0-0	.000	3-4	.750	2	1	3	1.7	4	0	0	0	4	9	6.0
RICE	02-14-19	*	20	2-3	.667	0-0	.000	0-0	.000	1	1	2	1.7	1	2	1	0	2	4	5.9
NORTH TEXAS	02-16-19		16	2-5	.400	0-3	.000	0-0	.000	0	1	1	1.7	3	3	1	1	1	4	5.8
at Florida Atlantic	02-23-19	*	20	3-5	.600	0-2	.000	0-1	.000	2	0	2	1.7	2	0	3	0	2	6	5.8
LOUISIANA TECH	03-03-19	*	24	5-7	.714	2-3	.667	0-0	.000	2	3	5	1.8	2	2	1	1	2	12	6.0
at Marshall	03-06-19	*	23	1-2	.500	0-1	.000	0-0	.000	1	1	2	1.8	1	0	1	0	2	2	5.9
NORTH TEXAS	03-09-19	*	20	3-7	.429	0-1	.000	1-2	.500	1	3	4	1.9	2	0	4	0	0	7	5.9
vs North Texas	03-13-19	*	28	3-6	.500	1-3	.333	0-0	.000	0	0	0	1.8	4	1	0	1	0	7	6.0
Totals		7	527	74-154	.481	15-70	.214	22-50	.440	25	31	56	1.8	64	32	34	6	36	185	6.0

Games played: 31  
Minutes/game: 17.0  
Points/game: 6.0  
FG Pct: 48.1  
3FG Pct: 21.4  
FT Pct: 44.0

Rebounds/game: 1.8  
Assists/game: 1.0  
Turnovers/game: 1.1  
Assist/turnover ratio: 0.9  
Steals/game: 1.2  
Blocks/game: 0.2



2018-19 FIU Basketball  
FIU Individual Game-by-Game (as of Mar 15, 2019)  
All games



#02 VEIRA, Cordell

Opponent	Date	gs	min	Total		3-Pointers		Free throws		Rebounds				pf	a	t/o	blk	stl	pts	avg
				fg-fga	pct	3fg-fga	pct	ft-fa	pct	off	def	tot	avg							
WEBBER INTERNATIONA	11-07-18		13	1-2	.500	0-1	.000	1-2	.500	0	4	4	4.0	3	1	2	1	1	3	3.0
JOHNSON & WALES	11-09-18		16	2-4	.500	1-3	.333	0-0	.000	0	4	4	4.0	0	1	0	1	0	5	4.0
MILWAUKEE	11-13-18		dnp	-	-	-	-	-	-	-	-	-	-	-	-	-	-	-	-	-
vs Columbia	11-17-18		6	1-1	1.000	1-1	1.000	0-0	.000	0	0	0	2.7	0	1	1	0	0	3	3.7
AVE MARIA	11-23-18		10	2-2	1.000	0-0	.000	0-0	.000	1	0	1	2.3	1	0	1	0	0	4	3.8
at FGCU	11-28-18		9	0-0	.000	0-0	.000	0-0	.000	0	0	0	1.8	0	1	0	2	0	0	3.0
at Arkansas	12-01-18		10	0-3	.000	0-2	.000	0-0	.000	0	0	0	1.5	1	2	1	0	1	0	2.5
NORTH FLORIDA	12-13-18		dnp	-	-	-	-	-	-	-	-	-	-	-	-	-	-	-	-	-
USF	12-18-18		dnp	-	-	-	-	-	-	-	-	-	-	-	-	-	-	-	-	-
FLORIDA MEMORIAL	12-20-18		8	0-2	.000	0-2	.000	3-4	.750	0	2	2	1.6	0	1	0	0	0	3	2.6
at Middle Tennessee	01-03-19		dnp	-	-	-	-	-	-	-	-	-	-	-	-	-	-	-	-	-
at UAB	01-05-19		1	0-1	.000	0-0	.000	0-0	.000	0	0	0	1.4	0	0	0	0	0	0	2.3
CHARLOTTE	01-10-19		dnp	-	-	-	-	-	-	-	-	-	-	-	-	-	-	-	-	-
OLD DOMINION	01-12-19		dnp	-	-	-	-	-	-	-	-	-	-	-	-	-	-	-	-	-
at WKU	01-17-19		3	0-0	.000	0-0	.000	0-0	.000	0	0	0	1.2	0	0	0	0	0	0	2.0
at Marshall	01-19-19		dnp	-	-	-	-	-	-	-	-	-	-	-	-	-	-	-	-	-
at Florida Atlantic	01-23-19		1	0-0	.000	0-0	.000	0-0	.000	0	1	1	1.2	1	0	0	0	0	0	1.8
FLORIDA ATLANTIC	01-26-19		6	0-1	.000	0-1	.000	0-0	.000	0	0	0	1.1	2	0	0	0	0	0	1.6
SOUTHERN MISS	01-31-19		dnp	-	-	-	-	-	-	-	-	-	-	-	-	-	-	-	-	-
LOUISIANA TECH	02-02-19		dnp	-	-	-	-	-	-	-	-	-	-	-	-	-	-	-	-	-
at UTSA	02-07-19		11	0-1	.000	0-0	.000	1-2	.500	0	1	1	1.1	0	0	0	0	0	1	1.6
at UTEP	02-09-19		12	1-1	1.000	0-0	.000	0-0	.000	0	0	0	1.0	1	0	0	0	0	2	1.6
RICE	02-14-19		9	1-1	1.000	0-0	.000	0-0	.000	0	0	0	0.9	2	1	1	0	1	2	1.6
NORTH TEXAS	02-16-19		3	0-0	.000	0-0	.000	0-0	.000	0	0	0	0.9	1	0	0	0	0	0	1.5
at Florida Atlantic	02-23-19		6	0-0	.000	0-0	.000	0-1	.000	0	1	1	0.9	0	1	0	0	0	0	1.4
LOUISIANA TECH	03-03-19		2	0-0	.000	0-0	.000	0-0	.000	0	0	0	0.8	0	0	0	0	0	0	1.4
at Marshall	03-06-19		11	1-3	.333	0-0	.000	0-0	.000	0	2	2	0.9	0	1	0	0	0	2	1.4
NORTH TEXAS	03-09-19		8	0-2	.000	0-2	.000	1-3	.333	0	3	3	1.0	0	0	0	0	0	1	1.4
vs North Texas	03-13-19		4	1-1	1.000	0-0	.000	0-0	.000	0	0	0	1.0	1	0	0	0	0	2	1.4
Totals		0	149	10-25	.400	2-12	.167	6-12	.500	1	18	19	1.0	13	10	6	4	3	28	1.4

Games played: 20  
Minutes/game: 7.5  
Points/game: 1.4  
FG Pct: 40.0  
3FG Pct: 16.7  
FT Pct: 50.0

Rebounds/game: 1.0  
Assists/game: 0.5  
Turnovers/game: 0.3  
Assist/turnover ratio: 1.7  
Steals/game: 0.2  
Blocks/game: 0.2



2018-19 FIU Basketball  
FIU Individual Game-by-Game (as of Mar 15, 2019)  
All games

#03 JACOB, Trejon

Opponent	Date	gs	min	Total		3-Pointers		Free throws		Rebounds				pf	a	t/o	blk	stl	pts	avg	
				fg-fga	pct	3fg-fga	pct	ft-fa	pct	off	def	tot	avg								
WEBBER INTERNATIONAL	11-07-18	*	19	7-12	.583	4-7	.571	1-3	.333	0	3	3	3.0	2	0	1	1	1	19	19.0	
JOHNSON & WALES	11-09-18	*	17	2-7	.286	0-4	.000	2-3	.667	2	1	3	3.0	1	1	2	0	4	6	12.5	
MILWAUKEE	11-13-18	*	17	2-7	.286	0-3	.000	0-0	.000	1	4	5	3.7	2	1	0	0	2	4	9.7	
at Fordham	11-16-18	*	26	3-7	.429	0-3	.000	1-2	.500	0	5	5	4.0	3	0	1	0	0	7	9.0	
vs Columbia	11-17-18	*	27	4-9	.444	2-6	.333	1-2	.500	0	6	6	4.4	0	1	2	0	1	11	9.4	
vs Youngstown St.	11-18-18		14	3-5	.600	2-4	.500	0-0	.000	0	1	1	3.8	1	0	0	0	0	8	9.2	
AVE MARIA	11-23-18	*	24	8-11	.727	5-7	.714	0-0	.000	1	3	4	3.9	1	0	0	1	3	21	10.9	
at FGCU	11-28-18	*	26	6-14	.429	1-6	.167	0-0	.000	1	1	2	3.6	3	0	1	0	1	13	11.1	
at Arkansas	12-01-18	*	36	9-18	.500	2-6	.333	0-1	.000	2	6	8	4.1	0	2	1	0	0	20	12.1	
NORTH FLORIDA	12-13-18	*	24	4-7	.571	2-3	.667	1-2	.500	0	5	5	4.2	1	2	2	1	1	11	12.0	
USF	12-18-18	*	24	4-11	.364	2-7	.286	3-4	.750	0	4	4	4.2	3	2	3	1	0	13	12.1	
FLORIDA MEMORIAL	12-20-18	*	18	4-8	.500	2-4	.500	0-1	.000	3	1	4	4.2	0	0	4	1	1	10	11.9	
at Ohio	12-30-18	*	22	3-8	.375	0-4	.000	0-2	.000	0	1	1	3.9	1	0	1	0	4	6	11.5	
at Middle Tennessee	01-03-19	*	27	6-9	.667	6-9	.667	2-2	1.000	0	7	7	4.1	2	0	3	0	2	20	12.1	
at UAB	01-05-19	*	25	1-6	.167	1-5	.200	3-4	.750	0	2	2	4.0	1	0	1	1	1	6	11.7	
CHARLOTTE	01-10-19	*	29	8-13	.615	3-6	.500	0-1	.000	0	4	4	4.0	0	1	1	0	1	19	12.1	
OLD DOMINION	01-12-19	*	34	6-11	.545	3-6	.500	1-2	.500	1	4	5	4.1	1	0	0	1	2	16	12.4	
at WKU	01-17-19	*	17	0-3	.000	0-2	.000	0-0	.000	1	3	4	4.1	1	1	0	0	0	0	11.7	
at Marshall	01-19-19	*	20	3-7	.429	0-2	.000	0-2	.000	1	1	2	3.9	1	0	1	0	1	6	11.4	
at Florida Atlantic	01-23-19	*	25	6-9	.667	3-5	.600	0-0	.000	1	2	3	3.9	1	0	1	0	2	15	11.6	
FLORIDA ATLANTIC	01-26-19	*	14	0-4	.000	0-2	.000	0-0	.000	0	1	1	3.8	2	1	0	0	0	0	11.0	
SOUTHERN MISS	01-31-19	*	15	1-5	.200	0-2	.000	0-0	.000	2	2	4	3.8	0	1	5	0	0	2	10.6	
LOUISIANA TECH	02-02-19	*	30	8-16	.500	6-13	.462	2-2	1.000	0	6	6	3.9	0	1	1	0	1	24	11.2	
at UTSA	02-07-19	*	25	3-9	.333	0-4	.000	1-2	.500	0	2	2	3.8	1	0	0	0	1	7	11.0	
at UTEP	02-09-19	dnp		-	-	-	-	-	-	-	-	-	-	-	-	-	-	-	-	-	
RICE	02-14-19		20	3-8	.375	3-8	.375	0-0	.000	1	3	4	3.8	0	3	2	1	1	9	10.9	
NORTH TEXAS	02-16-19		21	1-4	.250	0-2	.000	0-0	.000	0	4	4	3.8	1	0	2	0	0	2	10.6	
at Florida Atlantic	02-23-19		19	3-4	.750	3-3	1.000	1-2	.500	0	3	3	3.8	1	0	1	0	1	10	10.6	
LOUISIANA TECH	03-03-19		21	5-6	.833	1-2	.500	0-2	.000	1	3	4	3.8	0	0	1	0	0	11	10.6	
at Marshall	03-06-19		23	4-6	.667	1-3	.333	1-1	1.000	0	5	5	3.8	0	0	0	0	0	10	10.6	
NORTH TEXAS	03-09-19		27	5-5	1.000	0-0	.000	2-4	.500	0	3	3	3.8	0	1	0	1	2	12	10.6	
vs North Texas	03-13-19		32	4-5	.800	1-1	1.000	0-1	.000	1	1	2	3.7	1	1	1	1	4	9	10.5	
Totals			23	718	126-254	.496	53-139	.381	22-45	.489	19	97	116	3.7	31	19	38	10	37	327	10.5

Games played: 31  
Minutes/game: 23.2  
Points/game: 10.5  
FG Pct: 49.6  
3FG Pct: 38.1  
FT Pct: 48.9

Rebounds/game: 3.7  
Assists/game: 0.6  
Turnovers/game: 1.2  
Assist/turnover ratio: 0.5  
Steals/game: 1.2  
Blocks/game: 0.3





2018-19 FIU Basketball  
FIU Individual Game-by-Game (as of Mar 15, 2019)  
All games

#04 BEARD, JR., Brian

Opponent	Date	gs	min	Total		3-Pointers		Free throws		Rebounds				pf	a	t/o	blk	stl	pts	avg	
				fg-fga	pct	3fg-fga	pct	ft-fa	pct	off	def	tot	avg								
WEBBER INTERNATIONAL	11-07-18	*	26	8-15	.533	2-6	.333	2-6	.333	0	6	6	6.0	1	9	3	0	4	20	20.0	
JOHNSON & WALES	11-09-18	*	22	4-8	.500	3-4	.750	3-4	.750	0	3	3	4.5	1	7	1	0	4	14	17.0	
MILWAUKEE	11-13-18	*	35	6-16	.375	1-6	.167	6-9	.667	0	1	1	3.3	3	7	3	0	2	19	17.7	
at Fordham	11-16-18	*	38	7-14	.500	0-3	.000	8-12	.667	1	5	6	4.0	4	7	2	0	6	22	18.8	
vs Columbia	11-17-18	*	33	7-17	.412	1-4	.250	11-18	.611	0	6	6	4.4	2	10	3	0	3	26	20.2	
vs Youngstown St.	11-18-18	*	34	9-13	.692	2-5	.400	16-20	.800	0	3	3	4.2	3	7	2	0	3	36	22.8	
AVE MARIA	11-23-18	*	29	7-13	.538	0-4	.000	4-4	1.000	0	0	0	3.6	0	6	2	0	3	18	22.1	
at FGCU	11-28-18	*	24	8-15	.533	4-7	.571	1-3	.333	2	4	6	3.9	4	4	4	0	1	21	22.0	
at Arkansas	12-01-18	*	32	5-15	.333	1-7	.143	10-12	.833	3	5	8	4.3	4	6	1	0	5	21	21.9	
NORTH FLORIDA	12-13-18	*	33	9-19	.474	1-5	.200	10-12	.833	2	6	8	4.7	2	6	5	0	4	29	22.6	
USF	12-18-18	*	30	0-8	.000	0-2	.000	4-4	1.000	2	2	4	4.6	4	4	9	0	3	4	20.9	
FLORIDA MEMORIAL	12-20-18	*	25	7-9	.778	2-4	.500	1-1	1.000	1	2	3	4.5	3	6	2	1	3	17	20.6	
at Ohio	12-30-18	*	33	5-13	.385	1-7	.143	2-2	1.000	0	2	2	4.3	3	6	6	0	5	13	20.0	
at Middle Tennessee	01-03-19	*	38	9-23	.391	5-13	.385	5-7	.714	0	1	1	4.1	0	7	3	0	2	28	20.6	
at UAB	01-05-19	*	32	1-12	.083	1-6	.167	6-8	.750	0	5	5	4.1	3	3	0	0	2	9	19.8	
CHARLOTTE	01-10-19	*	36	2-16	.125	1-6	.167	3-5	.600	0	2	2	4.0	1	7	3	0	5	8	19.1	
OLD DOMINION	01-12-19	*	38	8-15	.533	3-6	.500	9-12	.750	0	0	0	3.8	1	10	3	0	4	28	19.6	
at WKU	01-17-19	*	33	4-11	.364	2-4	.500	4-4	1.000	0	2	2	3.7	3	4	4	0	1	14	19.3	
at Marshall	01-19-19	*	35	6-16	.375	1-4	.250	3-4	.750	3	3	6	3.8	2	6	7	0	3	16	19.1	
at Florida Atlantic	01-23-19	*	36	5-17	.294	4-9	.444	0-2	.000	0	2	2	3.7	2	9	4	0	1	14	18.9	
FLORIDA ATLANTIC	01-26-19	*	35	4-16	.250	3-9	.333	5-6	.833	2	3	5	3.8	2	2	2	1	2	16	18.7	
SOUTHERN MISS	01-31-19	*	29	2-6	.333	0-3	.000	1-2	.500	1	1	2	3.7	2	7	3	0	2	5	18.1	
LOUISIANA TECH	02-02-19	*	37	6-16	.375	2-6	.333	2-3	.667	1	5	6	3.8	2	9	3	0	1	16	18.0	
at UTSA	02-07-19	*	27	5-11	.455	2-6	.333	2-4	.500	0	0	0	3.6	0	4	3	0	3	14	17.8	
at UTEP	02-09-19	*	22	1-10	.100	0-2	.000	2-3	.667	0	1	1	3.5	5	5	4	0	3	4	17.3	
RICE	02-14-19	*	32	7-14	.500	0-3	.000	3-4	.750	0	2	2	3.5	1	5	5	0	5	17	17.3	
NORTH TEXAS	02-16-19	*	34	8-13	.615	6-8	.750	0-0	.000	0	3	3	3.4	1	5	4	0	2	22	17.4	
at Florida Atlantic	02-23-19	*	34	4-18	.222	1-7	.143	11-17	.647	0	5	5	3.5	4	6	3	0	6	20	17.5	
LOUISIANA TECH	03-03-19	*	33	5-13	.385	1-6	.167	2-4	.500	0	4	4	3.5	0	7	2	0	1	13	17.4	
at Marshall	03-06-19	*	26	5-14	.357	0-5	.000	2-2	1.000	0	1	1	3.4	2	6	5	0	1	12	17.2	
NORTH TEXAS	03-09-19	*	34	7-13	.538	3-6	.500	7-8	.875	0	3	3	3.4	2	3	2	0	2	24	17.4	
vs North Texas	03-13-19	*	38	3-12	.250	0-4	.000	7-8	.875	0	1	1	3.3	2	5	5	0	1	13	17.3	
Totals			32	1023	174-441	.395	53-177	.299	152-210	.724	18	89	107	3.3	69	195	108	2	93	553	17.3

Games played: 32  
Minutes/game: 32.0  
Points/game: 17.3  
FG Pct: 39.5  
3FG Pct: 29.9  
FT Pct: 72.4

Rebounds/game: 3.3  
Assists/game: 6.1  
Turnovers/game: 3.4  
Assist/turnover ratio: 1.8  
Steals/game: 2.9  
Blocks/game: 0.1



2018-19 FIU Basketball  
FIU Individual Game-by-Game (as of Mar 15, 2019)  
All games

#05 DAYE, JR., Antonio

Opponent	Date	gs	min	Total		3-Pointers		Free throws		Rebounds				pf	a	t/o	blk	stl	pts	avg	
				fg-fga	pct	3fg-fga	pct	ft-fa	pct	off	def	tot	avg								
WEBBER INTERNATIONAL	11-07-18		18	6-11	.545	0-1	.000	2-3	.667	1	7	8	8.0	4	3	2	0	2	14	14.0	
JOHNSON & WALES	11-09-18		20	4-8	.500	0-1	.000	4-7	.571	2	3	5	6.5	3	4	3	0	1	12	13.0	
MILWAUKEE	11-13-18		18	1-4	.250	0-1	.000	1-2	.500	0	3	3	5.3	4	3	3	0	1	3	9.7	
at Fordham	11-16-18		18	0-4	.000	0-1	.000	0-2	.000	0	0	0	4.0	3	1	1	0	1	0	7.3	
vs Columbia	11-17-18		15	0-2	.000	0-0	.000	1-2	.500	2	2	4	4.0	2	1	3	0	0	1	6.0	
vs Youngstown St.	11-18-18		25	2-6	.333	0-0	.000	2-2	1.000	0	2	2	3.7	1	3	4	0	2	6	6.0	
AVE MARIA	11-23-18		22	4-8	.500	0-0	.000	8-11	.727	0	3	3	3.6	1	3	2	0	4	16	7.4	
at FGCU	11-28-18		23	3-4	.750	1-2	.500	0-0	.000	0	3	3	3.5	3	3	4	0	1	7	7.4	
at Arkansas	12-01-18		26	5-10	.500	0-1	.000	5-10	.500	1	2	3	3.4	3	2	4	0	0	15	8.2	
NORTH FLORIDA	12-13-18		13	0-3	.000	0-1	.000	0-0	.000	1	0	1	3.2	3	2	3	0	1	0	7.4	
USF	12-18-18		23	3-4	.750	0-0	.000	3-4	.750	0	0	0	2.9	5	1	6	0	3	9	7.5	
FLORIDA MEMORIAL	12-20-18		23	0-3	.000	0-2	.000	4-7	.571	0	5	5	3.1	0	2	4	0	2	4	7.3	
at Ohio	12-30-18		22	2-3	.667	0-1	.000	0-0	.000	0	1	1	2.9	3	3	2	0	5	4	7.0	
at Middle Tennessee	01-03-19		29	5-7	.714	0-1	.000	1-1	1.000	0	2	2	2.9	4	3	1	0	2	11	7.3	
at UAB	01-05-19	*	34	4-9	.444	1-2	.500	4-6	.667	2	1	3	2.9	4	1	0	0	0	13	7.7	
CHARLOTTE	01-10-19	*	31	3-8	.375	0-1	.000	4-9	.444	0	3	3	2.9	2	4	3	0	0	10	7.8	
OLD DOMINION	01-12-19	*	32	0-5	.000	0-2	.000	0-2	.000	1	2	3	2.9	1	1	3	0	1	0	7.4	
at WKU	01-17-19	*	27	5-10	.500	0-2	.000	5-7	.714	0	3	3	2.9	1	1	2	0	2	15	7.8	
at Marshall	01-19-19	*	33	7-9	.778	0-0	.000	1-2	.500	0	1	1	2.8	5	5	3	0	1	15	8.2	
at Florida Atlantic	01-23-19	*	35	3-7	.429	0-2	.000	4-9	.444	0	5	5	2.9	2	7	2	0	1	10	8.3	
FLORIDA ATLANTIC	01-26-19	*	27	3-9	.333	0-3	.000	0-0	.000	0	0	0	2.8	2	4	5	0	3	6	8.1	
SOUTHERN MISS	01-31-19	*	25	5-11	.455	2-5	.400	0-0	.000	0	1	1	2.7	2	4	4	0	0	12	8.3	
LOUISIANA TECH	02-02-19	*	25	1-6	.167	0-1	.000	0-0	.000	0	4	4	2.7	1	2	1	0	2	2	8.0	
at UTSA	02-07-19	*	22	2-8	.250	0-2	.000	0-2	.000	0	3	3	2.8	2	3	6	0	1	4	7.9	
at UTEP	02-09-19	*	33	5-11	.455	0-1	.000	4-4	1.000	1	2	3	2.8	5	2	5	0	1	14	8.1	
RICE	02-14-19	*	30	2-11	.182	0-3	.000	6-6	1.000	0	2	2	2.7	1	3	1	0	5	10	8.2	
NORTH TEXAS	02-16-19	*	34	5-9	.556	5-8	.625	5-6	.833	0	2	2	2.7	4	1	1	0	1	20	8.6	
at Florida Atlantic	02-23-19	*	28	9-14	.643	3-5	.600	1-2	.500	1	3	4	2.8	2	2	3	0	1	22	9.1	
LOUISIANA TECH	03-03-19	*	32	2-10	.200	0-3	.000	1-2	.500	4	2	6	2.9	3	3	1	1	1	5	9.0	
at Marshall	03-06-19	*	24	5-14	.357	0-0	.000	0-0	.000	1	5	6	3.0	4	2	2	0	2	10	9.0	
NORTH TEXAS	03-09-19	*	31	4-14	.286	1-6	.167	0-0	.000	1	4	5	3.0	3	2	5	0	3	9	9.0	
vs North Texas	03-13-19	*	16	0-6	.000	0-3	.000	0-0	.000	0	1	1	3.0	2	1	2	0	0	0	8.7	
Totals			18	814	100-248	.403	13-61	.213	66-108	.611	18	77	95	3.0	85	82	91	1	50	279	8.7

Games played: 32  
Minutes/game: 25.4  
Points/game: 8.7  
FG Pct: 40.3  
3FG Pct: 21.3  
FT Pct: 61.1

Rebounds/game: 3.0  
Assists/game: 2.6  
Turnovers/game: 2.8  
Assist/turnover ratio: 0.9  
Steals/game: 1.6  
Blocks/game: 0.0



2018-19 FIU Basketball  
FIU Individual Game-by-Game (as of Mar 15, 2019)  
All games

#10 ANDREWS, Devon

Opponent	Date	gs	min	Total		3-Pointers		Free throws		Rebounds				pf	a	t/o	blk	stl	pts	avg	
				fg-fga	pct	3fg-fga	pct	ft-fa	pct	off	def	tot	avg								
WEBBER INTERNATIONAL	11-07-18	*	22	9-13	.692	2-2	1.000	3-5	.600	4	1	5	5.0	1	4	3	1	1	23	23.0	
JOHNSON & WALES	11-09-18	*	15	8-8	1.000	2-2	1.000	2-4	.500	1	1	2	3.5	0	0	1	0	1	20	21.5	
MILWAUKEE	11-13-18	*	29	6-9	.667	2-3	.667	3-5	.600	0	6	6	4.3	0	0	1	0	2	17	20.0	
at Fordham	11-16-18	*	17	7-9	.778	1-2	.500	3-4	.750	2	3	5	4.5	5	0	1	0	1	18	19.5	
vs Columbia	11-17-18	*	28	6-12	.500	1-2	.500	4-4	1.000	0	11	11	5.8	3	2	2	1	2	17	19.0	
vs Youngstown St.	11-18-18	*	30	7-12	.583	0-3	.000	4-8	.500	1	4	5	5.7	0	1	1	0	2	18	18.8	
AVE MARIA	11-23-18		dnp	-	-	-	-	-	-	-	-	-	-	-	-	-	-	-	-	-	
at FGCU	11-28-18	*	31	6-11	.545	1-3	.333	2-2	1.000	3	5	8	6.0	3	4	4	0	4	15	18.3	
at Arkansas	12-01-18	*	16	2-7	.286	0-1	.000	0-0	.000	1	2	3	5.6	4	1	1	0	1	4	16.5	
NORTH FLORIDA	12-13-18	*	23	3-7	.429	1-2	.500	1-2	.500	0	3	3	5.3	3	2	1	1	4	8	15.6	
USF	12-18-18	*	27	3-8	.375	0-2	.000	4-6	.667	0	1	1	4.9	5	1	1	1	1	10	15.0	
FLORIDA MEMORIAL	12-20-18	*	21	7-10	.700	2-3	.667	3-4	.750	3	3	6	5.0	0	2	0	1	4	19	15.4	
at Ohio	12-30-18	*	28	5-12	.417	0-3	.000	1-2	.500	0	5	5	5.0	3	0	3	0	2	11	15.0	
at Middle Tennessee	01-03-19	*	25	6-11	.545	0-3	.000	0-0	.000	1	1	2	4.8	0	0	1	2	0	12	14.8	
at UAB	01-05-19	*	31	5-10	.500	1-5	.200	9-12	.750	2	5	7	4.9	2	2	2	0	3	20	15.1	
CHARLOTTE	01-10-19	*	23	1-4	.250	0-1	.000	3-4	.750	2	6	8	5.1	3	1	2	0	0	5	14.5	
OLD DOMINION	01-12-19	*	29	3-9	.333	1-5	.200	2-3	.667	0	2	2	4.9	4	3	2	1	1	9	14.1	
at WKU	01-17-19	*	25	3-8	.375	0-2	.000	5-8	.625	2	7	9	5.2	4	4	4	1	1	11	13.9	
at Marshall	01-19-19	*	27	11-21	.524	1-4	.250	0-0	.000	4	2	6	5.2	3	0	3	0	1	23	14.4	
at Florida Atlantic	01-23-19	*	29	7-10	.700	1-2	.500	4-5	.800	0	4	4	5.2	3	0	1	0	1	19	14.7	
FLORIDA ATLANTIC	01-26-19	*	33	7-14	.500	3-4	.750	4-5	.800	1	6	7	5.3	5	1	4	1	1	21	15.0	
SOUTHERN MISS	01-31-19	*	27	3-10	.300	2-5	.400	5-5	1.000	2	1	3	5.1	2	1	1	1	1	13	14.9	
LOUISIANA TECH	02-02-19	*	27	2-12	.167	0-2	.000	0-0	.000	2	5	7	5.2	3	4	0	0	1	4	14.4	
at UTSA	02-07-19	*	25	6-12	.500	0-2	.000	2-4	.500	1	4	5	5.2	0	0	2	0	3	14	14.4	
at UTEP	02-09-19	*	33	8-17	.471	2-4	.500	8-11	.727	2	4	6	5.3	5	2	4	0	1	26	14.9	
RICE	02-14-19	*	27	8-13	.615	2-5	.400	7-8	.875	0	5	5	5.2	2	1	3	0	2	25	15.3	
NORTH TEXAS	02-16-19	*	34	4-7	.571	1-3	.333	6-8	.750	0	1	1	5.1	1	1	0	1	2	15	15.3	
at Florida Atlantic	02-23-19	*	32	3-7	.429	0-2	.000	3-5	.600	0	7	7	5.1	1	1	3	0	1	9	15.0	
LOUISIANA TECH	03-03-19	*	27	4-10	.400	1-2	.500	12-15	.800	1	4	5	5.1	3	0	0	2	1	21	15.3	
at Marshall	03-06-19	*	22	5-14	.357	0-0	.000	0-0	.000	1	5	6	5.2	1	0	1	1	1	10	15.1	
NORTH TEXAS	03-09-19	*	24	5-10	.500	1-2	.500	3-6	.500	1	4	5	5.2	2	5	1	0	3	14	15.0	
vs North Texas	03-13-19	*	27	4-12	.333	2-6	.333	0-2	.000	1	3	4	5.1	4	1	2	0	3	10	14.9	
Totals			31	814	164-329	.498	30-87	.345	103-147	.701	38	121	159	5.1	75	44	55	15	52	461	14.9

Games played: 31  
Minutes/game: 26.3  
Points/game: 14.9  
FG Pct: 49.8  
3FG Pct: 34.5  
FT Pct: 70.1

Rebounds/game: 5.1  
Assists/game: 1.4  
Turnovers/game: 1.8  
Assist/turnover ratio: 0.8  
Steals/game: 1.7  
Blocks/game: 0.5



2018-19 FIU Basketball  
FIU Individual Game-by-Game (as of Mar 15, 2019)  
All games



#11 BURWELL, Marcus

Opponent	Date	gs	min	Total		3-Pointers		Free throws		Rebounds				pf	a	t/o	blk	stl	pts	avg
				fg-fga	pct	3fg-fga	pct	ft-fa	pct	off	def	tot	avg							
WEBBER INTERNATIONA	11-07-18	*	20	3-7	.429	0-3	.000	3-4	.750	0	2	2	2.0	3	1	1	0	2	9	9.0
JOHNSON & WALES	11-09-18	*	20	4-11	.364	1-6	.167	1-2	.500	0	3	3	2.5	1	6	1	0	2	10	9.5
MILWAUKEE	11-13-18	*	27	4-8	.500	2-6	.333	2-4	.500	1	1	2	2.3	2	3	2	0	1	12	10.3
at Fordham	11-16-18	*	25	5-13	.385	1-7	.143	3-3	1.000	1	1	2	2.3	3	2	1	0	0	14	11.3
vs Columbia	11-17-18	*	7	0-0	.000	0-0	.000	0-0	.000	0	0	0	1.8	4	0	0	0	0	0	9.0
vs Youngstown St.	11-18-18	*	14	0-4	.000	0-2	.000	0-0	.000	1	3	4	2.2	1	2	3	0	0	0	7.5
AVE MARIA	11-23-18	*	23	2-7	.286	0-3	.000	2-3	.667	1	5	6	2.7	0	5	2	0	1	6	7.3
at FGCU	11-28-18	dnp		-	-	-	-	-	-	-	-	-	-	-	-	-	-	-	-	-
at Arkansas	12-01-18	dnp		-	-	-	-	-	-	-	-	-	-	-	-	-	-	-	-	-
NORTH FLORIDA	12-13-18		16	2-6	.333	1-3	.333	0-0	.000	0	2	2	2.6	3	2	2	0	2	5	7.0
USF	12-18-18		23	2-7	.286	1-5	.200	2-2	1.000	0	0	0	2.3	3	5	1	0	4	7	7.0
FLORIDA MEMORIAL	12-20-18		17	3-8	.375	2-4	.500	2-2	1.000	2	3	5	2.6	2	3	0	1	2	10	7.3
at Ohio	12-30-18		14	3-7	.429	3-7	.429	0-0	.000	0	0	0	2.4	2	0	1	0	0	9	7.5
at Middle Tennessee	01-03-19		17	0-4	.000	0-1	.000	0-0	.000	0	1	1	2.3	2	3	0	0	0	0	6.8
at UAB	01-05-19		6	0-2	.000	0-1	.000	0-0	.000	0	1	1	2.2	0	1	1	0	0	0	6.3
CHARLOTTE	01-10-19	dnp		-	-	-	-	-	-	-	-	-	-	-	-	-	-	-	-	-
OLD DOMINION	01-12-19	dnp		-	-	-	-	-	-	-	-	-	-	-	-	-	-	-	-	-
at WKU	01-17-19	dnp		-	-	-	-	-	-	-	-	-	-	-	-	-	-	-	-	-
at Marshall	01-19-19	dnp		-	-	-	-	-	-	-	-	-	-	-	-	-	-	-	-	-
at Florida Atlantic	01-23-19	dnp		-	-	-	-	-	-	-	-	-	-	-	-	-	-	-	-	-
FLORIDA ATLANTIC	01-26-19	dnp		-	-	-	-	-	-	-	-	-	-	-	-	-	-	-	-	-
SOUTHERN MISS	01-31-19	dnp		-	-	-	-	-	-	-	-	-	-	-	-	-	-	-	-	-
LOUISIANA TECH	02-02-19	dnp		-	-	-	-	-	-	-	-	-	-	-	-	-	-	-	-	-
at UTSA	02-07-19	dnp		-	-	-	-	-	-	-	-	-	-	-	-	-	-	-	-	-
at UTEP	02-09-19	dnp		-	-	-	-	-	-	-	-	-	-	-	-	-	-	-	-	-
RICE	02-14-19	dnp		-	-	-	-	-	-	-	-	-	-	-	-	-	-	-	-	-
NORTH TEXAS	02-16-19	dnp		-	-	-	-	-	-	-	-	-	-	-	-	-	-	-	-	-
at Florida Atlantic	02-23-19	dnp		-	-	-	-	-	-	-	-	-	-	-	-	-	-	-	-	-
LOUISIANA TECH	03-03-19	dnp		-	-	-	-	-	-	-	-	-	-	-	-	-	-	-	-	-
at Marshall	03-06-19	dnp		-	-	-	-	-	-	-	-	-	-	-	-	-	-	-	-	-
NORTH TEXAS	03-09-19	dnp		-	-	-	-	-	-	-	-	-	-	-	-	-	-	-	-	-
vs North Texas	03-13-19	dnp		-	-	-	-	-	-	-	-	-	-	-	-	-	-	-	-	-
Totals		7	229	28-84	.333	11-48	.229	15-20	.750	6	22	28	2.2	26	33	15	1	14	82	6.3

Games played: 13  
Minutes/game: 17.6  
Points/game: 6.3  
FG Pct: 33.3  
3FG Pct: 22.9  
FT Pct: 75.0

Rebounds/game: 2.2  
Assists/game: 2.5  
Turnovers/game: 1.2  
Assist/turnover ratio: 2.2  
Steals/game: 1.1  
Blocks/game: 0.1



2018-19 FIU Basketball  
FIU Individual Game-by-Game (as of Mar 15, 2019)  
All games



#15 AMETEPE, James

Opponent	Date	gs	min	Total		3-Pointers		Free throws		Rebounds				pf	a	t/o	blk	stl	pts	avg
				fg-fga	pct	3fg-fga	pct	ft-fa	pct	off	def	tot	avg							
WEBBER INTERNATIONAL	11-07-18		5	1-2	.500	0-0	.000	0-0	.000	0	0	0	0.0	2	0	0	0	0	2	2.0
JOHNSON & WALES	11-09-18		9	1-4	.250	0-0	.000	0-0	.000	1	1	2	1.0	1	0	0	1	0	2	2.0
MILWAUKEE	11-13-18		dnp	-	-	-	-	-	-	-	-	-	-	-	-	-	-	-	-	-
AVE MARIA	11-23-18		9	3-7	.429	0-0	.000	2-2	1.000	2	3	5	2.3	4	0	2	0	1	8	4.0
at FGCU	11-28-18		1	0-0	.000	0-0	.000	0-0	.000	0	0	0	1.8	0	0	0	0	0	0	3.0
at Arkansas	12-01-18		3	1-1	1.000	0-0	.000	0-0	.000	0	0	0	1.4	2	0	0	0	0	2	2.8
NORTH FLORIDA	12-13-18		dnp	-	-	-	-	-	-	-	-	-	-	-	-	-	-	-	-	-
USF	12-18-18		dnp	-	-	-	-	-	-	-	-	-	-	-	-	-	-	-	-	-
FLORIDA MEMORIAL	12-20-18		5	0-0	.000	0-0	.000	0-0	.000	0	0	0	1.2	0	1	0	0	1	0	2.3
at Middle Tennessee	01-03-19		dnp	-	-	-	-	-	-	-	-	-	-	-	-	-	-	-	-	-
at UAB	01-05-19		1	0-0	.000	0-0	.000	0-0	.000	0	0	0	1.0	0	0	0	0	0	0	2.0
CHARLOTTE	01-10-19		dnp	-	-	-	-	-	-	-	-	-	-	-	-	-	-	-	-	-
OLD DOMINION	01-12-19		dnp	-	-	-	-	-	-	-	-	-	-	-	-	-	-	-	-	-
at WKU	01-17-19		dnp	-	-	-	-	-	-	-	-	-	-	-	-	-	-	-	-	-
at Marshall	01-19-19		dnp	-	-	-	-	-	-	-	-	-	-	-	-	-	-	-	-	-
at Florida Atlantic	01-23-19		dnp	-	-	-	-	-	-	-	-	-	-	-	-	-	-	-	-	-
FLORIDA ATLANTIC	01-26-19		dnp	-	-	-	-	-	-	-	-	-	-	-	-	-	-	-	-	-
SOUTHERN MISS	01-31-19		dnp	-	-	-	-	-	-	-	-	-	-	-	-	-	-	-	-	-
LOUISIANA TECH	02-02-19		dnp	-	-	-	-	-	-	-	-	-	-	-	-	-	-	-	-	-
at UTSA	02-07-19		4	3-4	.750	0-0	.000	0-0	.000	2	0	2	1.1	0	0	0	0	0	6	2.5
at UTEP	02-09-19		3	0-0	.000	0-0	.000	0-0	.000	0	0	0	1.0	0	0	0	1	0	0	2.2
RICE	02-14-19		2	1-1	1.000	0-0	.000	0-0	.000	0	0	0	0.9	0	0	0	0	0	2	2.2
NORTH TEXAS	02-16-19		dnp	-	-	-	-	-	-	-	-	-	-	-	-	-	-	-	-	-
at Florida Atlantic	02-23-19		dnp	-	-	-	-	-	-	-	-	-	-	-	-	-	-	-	-	-
LOUISIANA TECH	03-03-19		dnp	-	-	-	-	-	-	-	-	-	-	-	-	-	-	-	-	-
at Marshall	03-06-19		6	1-1	1.000	0-0	.000	0-0	.000	0	2	2	1.0	1	0	0	0	0	2	2.2
NORTH TEXAS	03-09-19		1	0-0	.000	0-0	.000	0-0	.000	0	0	0	0.9	0	0	0	0	0	0	2.0
vs North Texas	03-13-19		dnp	-	-	-	-	-	-	-	-	-	-	-	-	-	-	-	-	-
Totals		0	49	11-20	.550	0-0	.000	2-2	1.000	5	6	11	0.9	10	1	2	2	2	24	2.0

Games played: 12  
Minutes/game: 4.1  
Points/game: 2.0  
FG Pct: 55.0  
FT Pct: 100.0

Rebounds/game: 0.9  
Assists/game: 0.1  
Turnovers/game: 0.2  
Assist/turnover ratio: 0.5  
Steals/game: 0.2  
Blocks/game: 0.2





2018-19 FIU Basketball  
FIU Individual Game-by-Game (as of Mar 15, 2019)  
All games

#20 NUNEZ, JR., Willy

Opponent	Date	gs	min	Total		3-Pointers		Free throws		Rebounds				pf	a	t/o	blk	stl	pts	avg
				fg-fga	pct	3fg-fga	pct	ft-fa	pct	off	def	tot	avg							
WEBBER INTERNATIONAL	11-07-18		21	1-7	.143	1-7	.143	1-2	.500	1	6	7	7.0	2	0	3	1	2	4	4.0
JOHNSON & WALES	11-09-18		19	6-10	.600	5-9	.556	2-2	1.000	0	3	3	5.0	0	3	0	0	0	19	11.5
MILWAUKEE	11-13-18		26	3-10	.300	3-8	.375	2-2	1.000	0	3	3	4.3	3	1	1	1	1	11	11.3
at Fordham	11-16-18		30	1-10	.100	1-7	.143	4-5	.800	1	3	4	4.3	0	0	1	0	1	7	10.3
vs Columbia	11-17-18		27	5-12	.417	4-11	.364	1-2	.500	2	3	5	4.4	0	0	1	0	0	15	11.2
vs Youngstown St.	11-18-18	*	23	3-9	.333	2-7	.286	0-0	.000	0	3	3	4.2	0	0	1	0	1	8	10.7
AVE MARIA	11-23-18	*	28	5-9	.556	4-7	.571	2-2	1.000	0	1	1	3.7	1	2	1	0	2	16	11.4
at FGCU	11-28-18	*	27	5-13	.385	4-12	.333	0-0	.000	0	1	1	3.4	1	2	0	0	0	14	11.8
at Arkansas	12-01-18	*	28	4-14	.286	3-13	.231	2-2	1.000	0	2	2	3.2	0	0	0	0	0	13	11.9
NORTH FLORIDA	12-13-18	*	25	3-7	.429	3-6	.500	4-5	.800	0	1	1	3.0	0	2	1	0	0	13	12.0
USF	12-18-18	*	23	2-7	.286	2-7	.286	4-4	1.000	0	3	3	3.0	3	1	1	0	1	10	11.8
FLORIDA MEMORIAL	12-20-18	*	19	7-14	.500	6-13	.462	2-2	1.000	0	1	1	2.8	0	1	1	0	0	22	12.7
at Ohio	12-30-18	*	27	3-10	.300	1-8	.125	1-2	.500	0	1	1	2.7	1	2	0	0	1	8	12.3
at Middle Tennessee	01-03-19	*	8	0-4	.000	0-3	.000	0-0	.000	0	0	0	2.5	0	0	0	0	0	0	11.4
at UAB	01-05-19		19	1-7	.143	1-7	.143	3-3	1.000	1	1	2	2.5	1	0	2	0	0	6	11.1
CHARLOTTE	01-10-19		21	3-7	.429	3-6	.500	0-0	.000	0	2	2	2.4	2	0	1	0	1	9	10.9
OLD DOMINION	01-12-19		8	1-3	.333	1-3	.333	0-0	.000	0	0	0	2.3	1	1	1	0	0	3	10.5
at WKU	01-17-19		26	3-10	.300	3-10	.300	3-3	1.000	2	1	3	2.3	2	1	0	0	2	12	10.6
at Marshall	01-19-19		28	6-11	.545	4-9	.444	0-0	.000	0	5	5	2.5	4	1	1	0	1	16	10.8
at Florida Atlantic	01-23-19		17	3-7	.429	3-5	.600	0-0	.000	0	3	3	2.5	0	1	0	0	0	9	10.8
FLORIDA ATLANTIC	01-26-19		21	3-10	.300	2-7	.286	0-0	.000	0	2	2	2.5	3	1	1	0	0	8	10.6
SOUTHERN MISS	01-31-19		28	7-13	.538	7-13	.538	0-0	.000	0	4	4	2.5	2	0	1	0	0	21	11.1
LOUISIANA TECH	02-02-19		26	5-10	.500	4-8	.500	0-0	.000	0	3	3	2.6	1	1	0	0	1	14	11.2
at UTSA	02-07-19		13	2-7	.286	2-7	.286	0-0	.000	0	1	1	2.5	2	1	1	0	0	6	11.0
at UTEP	02-09-19		28	3-12	.250	3-10	.300	1-3	.333	0	2	2	2.5	4	0	1	0	0	10	11.0
RICE	02-14-19		20	3-8	.375	2-7	.286	0-0	.000	0	2	2	2.5	2	1	0	0	0	8	10.8
NORTH TEXAS	02-16-19		13	1-3	.333	1-3	.333	0-0	.000	0	0	0	2.4	1	2	0	0	1	3	10.6
at Florida Atlantic	02-23-19		18	2-8	.250	0-5	.000	3-5	.600	1	4	5	2.5	0	1	0	0	0	7	10.4
LOUISIANA TECH	03-03-19		18	2-4	.500	2-4	.500	1-2	.500	1	0	1	2.4	2	0	1	0	1	7	10.3
at Marshall	03-06-19		14	0-5	.000	0-5	.000	0-0	.000	1	0	1	2.4	1	1	1	0	0	0	10.0
NORTH TEXAS	03-09-19		9	1-2	.500	1-2	.500	0-0	.000	0	1	1	2.3	1	0	1	0	0	3	9.7
vs North Texas	03-13-19		10	1-5	.200	1-3	.333	2-2	1.000	0	0	0	2.3	1	0	0	0	0	5	9.6
Totals		9	668	95-268	.354	79-232	.341	38-48	.792	10	62	72	2.3	41	26	23	2	16	307	9.6

Games played: 32  
Minutes/game: 20.9  
Points/game: 9.6  
FG Pct: 35.4  
3FG Pct: 34.1  
FT Pct: 79.2

Rebounds/game: 2.3  
Assists/game: 0.8  
Turnovers/game: 0.7  
Assist/turnover ratio: 1.1  
Steals/game: 0.5  
Blocks/game: 0.1



2018-19 FIU Basketball  
FIU Individual Game-by-Game (as of Mar 15, 2019)  
All games

#22 DIENG, Elhadji

Opponent	Date	gs	min	Total		3-Pointers		Free throws		Rebounds				pf	a	t/o	blk	stl	pts	avg	
				fg-fga	pct	3fg-fga	pct	ft-fa	pct	off	def	tot	avg								
WEBBER INTERNATIONAL	11-07-18	*	10	0-0	.000	0-0	.000	0-1	.000	0	2	2	2.0	1	1	0	1	0	0	0.0	
JOHNSON & WALES	11-09-18	*	9	1-1	1.000	0-0	.000	2-6	.333	1	1	2	2.0	1	0	0	0	0	4	2.0	
MILWAUKEE	11-13-18	*	14	0-0	.000	0-0	.000	2-2	1.000	0	1	1	1.7	1	0	0	1	0	2	2.0	
at Fordham	11-16-18	*	14	0-0	.000	0-0	.000	0-0	.000	1	1	2	1.8	5	1	1	0	0	0	1.5	
vs Columbia	11-17-18	*	7	0-0	.000	0-0	.000	0-0	.000	0	0	0	1.4	4	0	1	0	0	0	1.2	
vs Youngstown St.	11-18-18	*	6	1-1	1.000	0-0	.000	0-0	.000	0	1	1	1.3	3	1	1	0	0	2	1.3	
AVE MARIA	11-23-18	*	11	3-5	.600	0-0	.000	1-3	.333	2	3	5	1.9	4	0	1	0	0	7	2.1	
at FGCU	11-28-18	*	19	2-2	1.000	0-0	.000	0-3	.000	1	1	2	1.9	3	0	0	2	0	4	2.4	
at Arkansas	12-01-18	*	11	1-2	.500	0-0	.000	0-0	.000	2	1	3	2.0	5	0	3	1	0	2	2.3	
NORTH FLORIDA	12-13-18	*	14	3-5	.600	0-0	.000	2-3	.667	3	3	6	2.4	2	0	1	0	1	8	2.9	
USF	12-18-18	*	18	1-2	.500	0-0	.000	1-4	.250	2	1	3	2.5	1	0	1	0	0	3	2.9	
FLORIDA MEMORIAL	12-20-18	*	17	0-2	.000	0-0	.000	1-2	.500	2	2	4	2.6	2	1	1	0	1	1	2.8	
at Ohio	12-30-18	*	9	0-1	.000	0-0	.000	0-0	.000	0	1	1	2.5	2	0	1	0	0	0	2.5	
at Middle Tennessee	01-03-19	*	9	1-1	1.000	0-0	.000	0-0	.000	0	3	3	2.5	3	0	0	1	0	2	2.5	
at UAB	01-05-19		9	0-0	.000	0-0	.000	0-0	.000	0	0	0	2.3	2	0	1	0	0	0	2.3	
CHARLOTTE	01-10-19		12	0-2	.000	0-0	.000	1-2	.500	3	1	4	2.4	2	0	2	1	0	1	2.3	
OLD DOMINION	01-12-19		5	1-1	1.000	0-0	.000	0-0	.000	0	0	0	2.3	2	0	0	0	0	2	2.2	
at WKU	01-17-19		13	2-2	1.000	0-0	.000	0-4	.000	1	1	2	2.3	3	0	1	1	0	4	2.3	
at Marshall	01-19-19		3	0-0	.000	0-0	.000	0-0	.000	0	1	1	2.2	1	0	1	0	0	0	2.2	
at Florida Atlantic	01-23-19		8	1-1	1.000	0-0	.000	0-1	.000	0	3	3	2.3	0	0	1	0	1	2	2.2	
FLORIDA ATLANTIC	01-26-19		9	1-1	1.000	0-0	.000	0-0	.000	1	0	1	2.2	1	0	1	0	0	2	2.2	
SOUTHERN MISS	01-31-19		13	1-2	.500	0-0	.000	0-0	.000	1	3	4	2.3	0	0	0	0	0	2	2.2	
LOUISIANA TECH	02-02-19		8	1-1	1.000	0-0	.000	1-3	.333	2	0	2	2.3	1	0	1	0	0	3	2.2	
at UTSA	02-07-19		9	0-1	.000	0-0	.000	2-2	1.000	1	0	1	2.2	3	0	3	1	0	2	2.2	
at UTEP	02-09-19		5	0-2	.000	0-0	.000	0-0	.000	1	1	2	2.2	2	0	1	1	0	0	2.1	
RICE	02-14-19		10	0-0	.000	0-0	.000	0-0	.000	2	1	3	2.2	1	0	0	0	1	0	2.0	
NORTH TEXAS	02-16-19	*	7	0-0	.000	0-0	.000	0-0	.000	1	0	1	2.2	0	0	1	0	0	0	2.0	
at Florida Atlantic	02-23-19		10	0-0	.000	0-0	.000	0-0	.000	2	3	5	2.3	3	0	1	0	0	0	1.9	
LOUISIANA TECH	03-03-19		13	1-1	1.000	0-0	.000	2-2	1.000	1	2	3	2.3	0	0	0	0	1	4	2.0	
at Marshall	03-06-19		9	0-2	.000	0-0	.000	0-0	.000	1	3	4	2.4	2	0	0	0	0	0	1.9	
NORTH TEXAS	03-09-19		12	0-1	.000	0-0	.000	0-0	.000	1	1	2	2.4	2	0	1	0	0	0	1.8	
vs North Texas	03-13-19		4	0-0	.000	0-0	.000	1-2	.500	1	0	1	2.3	0	0	0	0	0	1	1.8	
Totals			15	327	21-39	.538	0-0	.000	16-40	.400	33	41	74	2.3	62	4	26	10	5	58	1.8

Games played: 32  
Minutes/game: 10.2  
Points/game: 1.8  
FG Pct: 53.8  
FT Pct: 40.0

Rebounds/game: 2.3  
Assists/game: 0.1  
Turnovers/game: 0.8  
Assist/turnover ratio: 0.2  
Steals/game: 0.2  
Blocks/game: 0.3



2018-19 FIU Basketball  
FIU Individual Game-by-Game (as of Mar 15, 2019)  
All games



#31 DOUGLAS, Michael

Opponent	Date	gs	min	Total		3-Pointers		Free throws		Rebounds				pf	a	t/o	blk	stl	pts	avg
				fg-fga	pct	3fg-fga	pct	ft-fa	pct	off	def	tot	avg							
WEBBER INTERNATIONA	11-07-18		14	1-3	.333	0-1	.000	0-0	.000	0	1	1	1.0	4	1	0	0	0	2	2.0
JOHNSON & WALES	11-09-18		17	1-5	.200	0-3	.000	1-2	.500	2	2	4	2.5	1	3	0	2	0	3	2.5
MILWAUKEE	11-13-18		8	3-5	.600	2-4	.500	0-0	.000	1	1	2	2.3	1	0	0	0	0	8	4.3
at Fordham	11-16-18		8	0-4	.000	0-2	.000	0-0	.000	0	0	0	1.8	1	0	0	0	0	0	3.3
vs Columbia	11-17-18		9	0-1	.000	0-0	.000	0-0	.000	0	0	0	1.4	2	0	0	0	0	0	2.6
vs Youngstown St.	11-18-18		10	2-5	.400	0-1	.000	0-0	.000	3	0	3	1.7	3	0	0	0	0	4	2.8
AVE MARIA	11-23-18		23	1-6	.167	0-2	.000	0-1	.000	0	5	5	2.1	3	0	2	1	0	2	2.7
at FGCU	11-28-18		20	0-1	.000	0-1	.000	2-4	.500	1	1	2	2.1	3	0	1	1	0	2	2.6
at Arkansas	12-01-18		15	0-3	.000	0-2	.000	1-2	.500	1	3	4	2.3	5	2	2	0	1	1	2.4
NORTH FLORIDA	12-13-18		11	0-0	.000	0-0	.000	0-0	.000	0	2	2	2.3	1	1	0	0	0	0	2.2
USF	12-18-18		15	2-2	1.000	0-0	.000	0-0	.000	1	1	2	2.3	3	0	1	0	0	4	2.4
FLORIDA MEMORIAL	12-20-18		15	2-3	.667	0-1	.000	1-1	1.000	1	4	5	2.5	0	0	1	0	1	5	2.6
at Ohio	12-30-18		13	3-4	.750	2-3	.667	0-0	.000	0	1	1	2.4	2	0	0	0	1	8	3.0
at Middle Tennessee	01-03-19		15	1-2	.500	1-1	1.000	0-0	.000	1	0	1	2.3	1	0	0	0	0	3	3.0
at UAB	01-05-19		15	1-2	.500	1-2	.500	0-0	.000	0	0	0	2.1	0	0	0	0	1	3	3.0
CHARLOTTE	01-10-19		12	0-0	.000	0-0	.000	0-0	.000	1	0	1	2.1	4	0	0	0	1	0	2.8
OLD DOMINION	01-12-19		14	2-3	.667	2-3	.667	0-0	.000	1	3	4	2.2	1	0	1	0	0	6	3.0
at WKU	01-17-19		13	1-1	1.000	0-0	.000	0-0	.000	0	1	1	2.1	2	0	0	1	0	2	2.9
at Marshall	01-19-19		17	4-4	1.000	1-1	1.000	0-0	.000	0	0	0	2.0	2	0	0	0	1	9	3.3
at Florida Atlantic	01-23-19		11	0-2	.000	0-1	.000	0-0	.000	0	1	1	2.0	3	0	0	0	0	0	3.1
FLORIDA ATLANTIC	01-26-19		12	0-1	.000	0-1	.000	0-1	.000	0	0	0	1.9	0	1	0	0	1	0	3.0
SOUTHERN MISS	01-31-19		12	0-4	.000	0-3	.000	0-0	.000	1	0	1	1.8	0	1	1	0	0	0	2.8
LOUISIANA TECH	02-02-19		10	1-1	1.000	0-0	.000	0-0	.000	0	0	0	1.7	0	0	1	0	0	2	2.8
at UTSA	02-07-19		8	0-2	.000	0-2	.000	0-0	.000	0	1	1	1.7	0	0	0	0	0	0	2.7
at UTEP	02-09-19		18	1-4	.250	1-3	.333	1-2	.500	3	2	5	1.8	0	2	0	0	1	4	2.7
RICE	02-14-19		9	1-2	.500	0-0	.000	0-0	.000	1	0	1	1.8	1	1	0	0	0	2	2.7
NORTH TEXAS	02-16-19	*	9	0-2	.000	0-2	.000	0-0	.000	0	0	0	1.7	1	0	0	0	0	0	2.6
at Florida Atlantic	02-23-19		6	0-0	.000	0-0	.000	0-0	.000	1	0	1	1.7	3	0	0	0	0	0	2.5
LOUISIANA TECH	03-03-19		2	0-0	.000	0-0	.000	0-0	.000	0	0	0	1.7	0	0	0	0	0	0	2.4
at Marshall	03-06-19		17	3-6	.500	1-2	.500	1-2	.500	3	1	4	1.7	3	0	0	0	0	8	2.6
NORTH TEXAS	03-09-19		7	0-1	.000	0-1	.000	0-0	.000	0	0	0	1.7	0	0	0	0	0	0	2.5
vs North Texas	03-13-19		7	0-1	.000	0-0	.000	0-0	.000	0	1	1	1.7	0	0	0	0	0	0	2.4
Totals		1	392	30-80	.375	11-42	.262	7-15	.467	22	31	53	1.7	50	12	10	5	8	78	2.4

Games played: 32  
Minutes/game: 12.3  
Points/game: 2.4  
FG Pct: 37.5  
3FG Pct: 26.2  
FT Pct: 46.7

Rebounds/game: 1.7  
Assists/game: 0.4  
Turnovers/game: 0.3  
Assist/turnover ratio: 1.2  
Steals/game: 0.3  
Blocks/game: 0.2



2018-19 FIU Basketball  
FIU Individual Game-by-Game (as of Mar 15, 2019)  
All games

#34 OSAGHAE, Osasumwen

Opponent	Date	gs	min	Total		3-Pointers		Free throws		Rebounds				pf	a	t/o	blk	stl	pts	avg	
				fg-fga	pct	3fg-fga	pct	ft-fa	pct	off	def	tot	avg								
WEBBER INTERNATIONAL	11-07-18		9	0-2	.000	0-0	.000	0-0	.000	2	2	4	4.0	4	0	1	2	2	0	0.0	
JOHNSON & WALES	11-09-18		18	4-6	.667	0-1	.000	2-4	.500	5	7	12	8.0	1	0	0	3	0	10	5.0	
MILWAUKEE	11-13-18		17	4-10	.400	0-0	.000	2-3	.667	8	7	15	10.3	2	0	2	4	0	10	6.7	
at Fordham	11-16-18		9	1-1	1.000	0-0	.000	0-0	.000	0	5	5	9.0	5	0	1	1	0	2	5.5	
vs Columbia	11-17-18		23	5-6	.833	0-0	.000	2-5	.400	5	4	9	9.0	5	1	1	3	0	12	6.8	
vs Youngstown St.	11-18-18		23	6-6	1.000	0-0	.000	2-2	1.000	2	1	3	8.0	4	0	1	1	1	14	8.0	
AVE MARIA	11-23-18		dnp	-	-	-	-	-	-	-	-	-	-	-	-	-	-	-	-	-	
at FGCU	11-28-18		dnp	-	-	-	-	-	-	-	-	-	-	-	-	-	-	-	-	-	
at Arkansas	12-01-18		dnp	-	-	-	-	-	-	-	-	-	-	-	-	-	-	-	-	-	
NORTH FLORIDA	12-13-18		20	8-11	.727	0-0	.000	2-2	1.000	7	0	7	7.9	0	0	0	4	1	18	9.4	
USF	12-18-18		17	4-4	1.000	0-0	.000	5-6	.833	3	2	5	7.5	4	0	1	1	2	13	9.9	
FLORIDA MEMORIAL	12-20-18		17	2-6	.333	0-0	.000	3-4	.750	3	6	9	7.7	1	0	1	4	1	7	9.6	
at Ohio	12-30-18		25	3-4	.750	0-0	.000	1-2	.500	6	7	13	8.2	2	1	0	1	0	7	9.3	
at Middle Tennessee	01-03-19		21	2-3	.667	0-0	.000	0-0	.000	0	7	7	8.1	4	1	1	2	0	4	8.8	
at UAB	01-05-19	*	17	1-3	.333	0-0	.000	0-2	.000	0	2	2	7.6	3	0	0	1	0	2	8.3	
CHARLOTTE	01-10-19	*	23	5-6	.833	0-0	.000	3-4	.750	3	4	7	7.5	5	0	4	7	3	13	8.6	
OLD DOMINION	01-12-19	*	35	4-9	.444	0-0	.000	1-5	.200	3	8	11	7.8	4	0	0	6	0	9	8.6	
at WKU	01-17-19	*	27	5-6	.833	0-0	.000	6-10	.600	4	6	10	7.9	3	1	3	2	0	16	9.1	
at Marshall	01-19-19	*	23	4-7	.571	0-0	.000	2-3	.667	6	9	15	8.4	4	0	3	2	1	10	9.2	
at Florida Atlantic	01-23-19	*	29	3-5	.600	0-0	.000	0-1	.000	1	5	6	8.2	4	0	0	3	1	6	9.0	
FLORIDA ATLANTIC	01-26-19	*	24	1-6	.167	0-0	.000	7-10	.700	5	8	13	8.5	4	0	2	3	0	9	9.0	
SOUTHERN MISS	01-31-19	*	27	4-7	.571	0-0	.000	4-5	.800	3	6	9	8.5	3	0	1	1	1	12	9.2	
LOUISIANA TECH	02-02-19	*	26	4-6	.667	0-0	.000	0-0	.000	2	3	5	8.4	1	1	0	6	0	8	9.1	
at UTSA	02-07-19	*	23	2-2	1.000	0-0	.000	1-2	.500	3	6	9	8.4	1	0	0	3	0	5	8.9	
at UTEP	02-09-19	*	16	3-4	.750	0-0	.000	0-0	.000	0	4	4	8.2	5	0	2	0	0	6	8.8	
RICE	02-14-19	*	20	0-4	.000	0-0	.000	2-2	1.000	4	2	6	8.1	4	0	2	6	0	2	8.5	
NORTH TEXAS	02-16-19		29	1-3	.333	0-0	.000	1-1	1.000	2	5	7	8.0	2	2	2	5	1	3	8.3	
at Florida Atlantic	02-23-19	*	27	2-4	.500	0-0	.000	1-4	.250	3	5	8	8.0	5	0	2	1	1	5	8.1	
LOUISIANA TECH	03-03-19	*	28	4-9	.444	0-0	.000	2-2	1.000	2	9	11	8.2	2	2	3	5	1	10	8.2	
at Marshall	03-06-19	*	16	8-9	.889	0-0	.000	3-6	.500	4	7	11	8.3	1	0	1	3	0	19	8.6	
NORTH TEXAS	03-09-19	*	23	0-1	.000	0-0	.000	3-4	.750	3	9	12	8.4	4	0	0	3	1	3	8.4	
vs North Texas	03-13-19	*	34	4-8	.500	0-0	.000	2-4	.500	6	6	12	8.5	3	1	1	6	3	10	8.4	
Totals			17	646	94-158	.595	0-1	.000	57-93	.613	95	152	247	8.5	90	10	35	89	20	245	8.4

Games played: 29  
Minutes/game: 22.3  
Points/game: 8.4  
FG Pct: 59.5  
3FG Pct: 0.0  
FT Pct: 61.3

Rebounds/game: 8.5  
Assists/game: 0.3  
Turnovers/game: 1.2  
Assist/turnover ratio: 0.3  
Steals/game: 0.7  
Blocks/game: 3.1



2018-19 FIU Basketball  
FIU Individual Game-by-Game (as of Mar 15, 2019)  
All games

#TM TEAM

Opponent	Date	gs	min	Total		3-Pointers		Free throws		Rebounds				pf	a	t/o	blk	stl	pts	avg
				fg-fga	pct	3fg-fga	pct	ft-fa	pct	off	def	tot	avg							
WEBBER INTERNATIONA	11-07-18		0	0-0	.000	0-0	.000	0-0	.000	2	1	3	3.0	0	0	0	0	0	0	0.0
JOHNSON & WALES	11-09-18		0	0-0	.000	0-0	.000	0-0	.000	5	2	7	5.0	0	0	1	0	0	0	0.0
MILWAUKEE	11-13-18		0	0-0	.000	0-0	.000	0-0	.000	1	2	3	4.3	0	0	1	0	0	0	0.0
at Fordham	11-16-18		0	0-0	.000	0-0	.000	0-0	.000	1	0	1	3.5	0	0	0	0	0	0	0.0
vs Columbia	11-17-18		0	0-0	.000	0-0	.000	0-0	.000	0	0	0	2.8	0	0	0	0	0	0	0.0
vs Youngstown St.	11-18-18		0	0-0	.000	0-0	.000	0-0	.000	2	3	5	3.2	0	0	0	0	0	0	0.0
AVE MARIA	11-23-18		0	0-0	.000	0-0	.000	0-0	.000	0	2	2	3.0	0	0	0	0	0	0	0.0
at FGCU	11-28-18		0	0-0	.000	0-0	.000	0-0	.000	3	3	6	3.4	0	0	0	0	0	0	0.0
at Arkansas	12-01-18		0	0-0	.000	0-0	.000	0-0	.000	5	1	6	3.7	0	0	0	0	0	0	0.0
NORTH FLORIDA	12-13-18		0	0-0	.000	0-0	.000	0-0	.000	4	1	5	3.8	0	0	0	0	0	0	0.0
USF	12-18-18		0	0-0	.000	0-0	.000	0-0	.000	0	1	1	3.5	0	0	0	0	0	0	0.0
FLORIDA MEMORIAL	12-20-18		0	0-0	.000	0-0	.000	0-0	.000	2	3	5	3.7	0	0	0	0	0	0	0.0
at Ohio	12-30-18		0	0-0	.000	0-0	.000	0-0	.000	2	0	2	3.5	0	0	0	0	0	0	0.0
at Middle Tennessee	01-03-19		0	0-0	.000	0-0	.000	0-0	.000	1	4	5	3.6	0	0	0	0	0	0	0.0
at UAB	01-05-19		0	0-0	.000	0-0	.000	0-0	.000	4	2	6	3.8	0	0	0	0	0	0	0.0
CHARLOTTE	01-10-19		0	0-0	.000	0-0	.000	0-0	.000	1	2	3	3.8	0	0	0	0	0	0	0.0
OLD DOMINION	01-12-19		0	0-0	.000	0-0	.000	0-0	.000	0	3	3	3.7	0	0	1	0	0	0	0.0
at WKU	01-17-19		0	0-0	.000	0-0	.000	0-0	.000	1	1	2	3.6	0	0	0	0	0	0	0.0
at Marshall	01-19-19		0	0-0	.000	0-0	.000	0-0	.000	1	1	2	3.5	0	0	0	0	0	0	0.0
at Florida Atlantic	01-23-19		0	0-0	.000	0-0	.000	0-0	.000	2	2	4	3.6	0	0	0	0	0	0	0.0
FLORIDA ATLANTIC	01-26-19		0	0-0	.000	0-0	.000	0-0	.000	1	1	2	3.5	0	0	0	0	0	0	0.0
SOUTHERN MISS	01-31-19		0	0-0	.000	0-0	.000	0-0	.000	0	2	2	3.4	0	0	0	0	0	0	0.0
LOUISIANA TECH	02-02-19		0	0-0	.000	0-0	.000	0-0	.000	4	4	8	3.6	0	0	0	0	0	0	0.0
at UTSA	02-07-19		0	0-0	.000	0-0	.000	0-0	.000	1	1	2	3.5	0	0	0	0	0	0	0.0
at UTEP	02-09-19		0	0-0	.000	0-0	.000	0-0	.000	2	0	2	3.5	0	0	0	0	0	0	0.0
RICE	02-14-19		0	0-0	.000	0-0	.000	0-0	.000	0	1	1	3.4	0	0	0	0	0	0	0.0
NORTH TEXAS	02-16-19		0	0-0	.000	0-0	.000	0-0	.000	2	5	7	3.5	0	0	0	0	0	0	0.0
at Florida Atlantic	02-23-19		0	0-0	.000	0-0	.000	0-0	.000	1	1	2	3.5	0	0	0	0	0	0	0.0
LOUISIANA TECH	03-03-19		0	0-0	.000	0-0	.000	0-0	.000	1	3	4	3.5	0	0	0	0	0	0	0.0
at Marshall	03-06-19		0	0-0	.000	0-0	.000	0-0	.000	2	1	3	3.5	0	0	0	0	0	0	0.0
NORTH TEXAS	03-09-19		0	0-0	.000	0-0	.000	0-0	.000	2	0	2	3.4	0	0	0	0	0	0	0.0
vs North Texas	03-13-19		0	0-0	.000	0-0	.000	0-0	.000	3	0	3	3.4	0	0	0	0	0	0	0.0
Totals		0	0	0-0	.000	0-0	.000	0-0	.000	56	53	109	3.4	0	0	3	0	0	0	0.0

Games played: 32

Rebounds/game: 3.4

Turnovers/game: 0.1




## FIU TV/RADIO SPOT CHART



**0 PHILLIP SMITH**  
6-4 | 183 | FR. | F/G  
POTOMAC, MD.



**1 ISAIAH BANKS**  
6-5 | 180 | SO. | G  
CONYERS, GA.



**2 CORDELL VIERA**  
6-4 | 190 | SO. | G  
ETOBICOKE, ONT.



**3 TREJON JACOB**  
6-5 | 175 | JR. | G  
RALEIGH, N.C.



**4 BRIAN BEARD, JR.**  
5-10 | 175 | SR. | G  
RANCHO CUCAMONGA, CALIF.



**5 ANTONIO DAYE, JR.**  
6-1 | 188 | FR. | G  
DURHAM, N.C.




**10 DEVON ANDREWS**  
6-6 | 190 | R-JR. | F  
LORAIN, OHIO



**15 JAMES AMETEP**  
6-5 | 210 | FR. | F  
ACCRE, GHANA



**20 WILLY NUNEZ, JR.**  
6-6 | 185 | R-JR. | G  
ORLANDO, FLA.



**22 ELHADJI DEING**  
6-11 | 245 | SR. | C  
MBOUR, SENEGAL



**31 MICHAEL DOUGLAS**  
6-5 | 210 | GR. | F  
SACHSE, TEXAS



**34 OSASUMWEN OSAGHAE**  
6-7 | 250 | JR. | F  
MIAMI, FLA.



**55 CAMERON CORCORAN**  
6-1 | 170 | SO. | F  
ORLANDO, FLA.

## FIU BROADCAST NOTES



0

## PHILLIP SMITH

	GP/S	PPG	RPG	APG	SPG	BPG	FG%	FT%
18-19	7/0	2.3	0.7	0.1	0.4	0.0	40.0	40.0

- Missed 1st 11 games with a stress fracture (foot) ... 8 pts, 3 rbs, 1 stl at UTSA (2/7) ... 5 pts vs. Rice (2/14).
- Averaged 11.0 ppg, 6.0 rpg, and 2.0 apg at The Bullis School in Potomac, Md.
- In addition to playing basketball at The Bullis School, was also a member of the golf and debate teams.



1

## ISAIAH BANKS

	GP/S	PPG	RPG	APG	SPG	BPG	FG%	FT%
18-19	31/7	6.0	1.8	1.0	1.2	0.2	48.1	44.0

- Double-figures in 8 games this season ... 12 pts vs. LA Tech (3/3) ... Career-high 4 stls at UTEP (2/9).
- Has career-high 6 rbs at Arkansas (12/1), to go along with 11 pts vs. the Razorbacks.
- Had ESPN Sportscenter's No. 1 Play of the Day on Jan. 11, 2017 with his backboard-shattering dunk.



2

## CORDELL VEIRA

	GP/S	PPG	RPG	APG	SPG	BPG	FG%	FT%
18-19	20/0	1.4	1.0	0.5	0.2	0.2	40.0	50.0

- Tied his career-high with 4 rbs, 2 times this year ... Had a career-high 2 blks at FGCU (11/28).
- Averaged 19.7 ppg and 8.0 rpg in high school.
- Had a career-high 86 pts in a win following the death of a former childhood friend and teammate.



3

## TREJON JACOB

	GP/S	PPG	RPG	APG	SPG	BPG	FG%	FT%
18-19	31/23	10.5	3.7	0.6	1.2	0.3	49.6	48.9

- 3rd in scoring ... 24 pts, 6 rbs vs. LA Tech (2/2) ... 20 pts at Arkansas (12/1), at Middle Tennessee (1/3).
- Has scored double-figures in 42-of-62 games played at FIU ... 10 games of 20-or-more pts.
- Set the men's Ocean Bank Convocation Center scoring record with 38 pts vs. FGCU (12/19/17).



4

## BRIAN BEARD JR.

	GP/S	PPG	RPG	APG	SPG	BPG	FG%	FT%
18-19	32/32	17.3	3.3	6.1	2.9	0.1	39.5	72.4

- 4th in NCAA in spg, 4th in total steals, 19th in apg, 22nd in total assists, thru 3/9.
- Scored double-figures in 55-of-63 games including a career-high 36 vs. Youngstown State (11/18).
- Had 28 pts, 7 asts, 2 stls at Middle Tennessee (1/3) ... 21 pts, 8 rbs, 6 asts at Arkansas (12/1).



5

## ANTONIO DAYE, JR.

	GP/S	PPG	RPG	APG	SPG	BPG	FG%	FT%
18-19	32/18	8.7	3.0	2.6	1.6	0.0	40.3	61.1

- Double figures in 14 of last 26 games ... Career-high 22 pts at FAU (2/23) ... 20 pts vs. North Texas (2/16).
- 15 pts, 3 rbs, 2 asts at Arkansas (12/1) ... 15 pts, 3 rbs, 2 stls at WKU (1/17).
- His uncle, Jawad Williams, was a standout on UNC's 2005 NCAA Championship team, and in the NBA.



10

## DEVON ANDREWS

	GP/S	PPG	RPG	APG	SPG	BPG	FG%	FT%
18-19	31/31	14.9	5.1	1.4	1.7	0.5	49.8	70.1

- 2nd on FIU in scoring ... 20-plus pts in 3 of last 8 games ... Career-high 26 pts, 6 rbs at UTEP (2/9).
- 25 pts, 5 rbs, vs. Rice (2/14) ... 23 pts, 6 rbs, at Marshall (1/19) ... 21 pts, 7 rbs vs. FAU (1/26).
- Recorded his 1st career double-double vs. Columbia (11/17) with 17 pts, 11 rbs.



15

## JAMES AMETEPi

	GP/S	PPG	RPG	APG	SPG	BPG	FG%	FT%
18-19	12/0	2.0	0.9	0.1	0.2	0.2	55.0	100.0

WALK-ON

- Walk-on, earned a spot during the fall ... Career-high 8 pts vs. Ave Maria (11/23) ... 6 pts at UTSA (2/7).
- Played with countryman - and Purdue signee - Emmanuel Dowuona at Miami's Westwood Christian.
- Is enrolled in the Honors College at FIU and is majoring in biomedical engineering.



20

## WILLY NUNEZ JR.

	GP/S	PPG	RPG	APG	SPG	BPG	FG%	FT%
18-19	32/9	9.6	2.3	0.8	0.5	0.1	35.4	79.2

- Saw limited action for FIU in 2017-18 due to multiple injuries, yet still averaged 12.7 ppg in 6 games.
- 4th on the team in scoring ... Scored double-figures in 11 of last 26 games ... 21 pts vs. USM (1/31).
- Had a career-high with 22 pts vs. Florida Memorial (12/20) ... Career-best 7 rbs vs. Webber (11/13).



22

## ELHADJI DIENG

	GP/S	PPG	RPG	APG	SPG	BPG	FG%	FT%
18-19	32/15	1.8	2.3	0.1	0.2	0.3	53.8	40.0

- Had a season and career-high tying 8 pts vs. North Florida (12/13) along with 6 rbs.
- Graduated on 12/10 with a BA in Liberal Studies with a 3.5 GPA ... Working on his master's degree.
- Named to C-USA Commissioner's Honor Roll in 2017-18, for student-athletes with a 3.0 GPA or better.



31

## MICHAEL DOUGLAS

	GP/S	PPG	RPG	APG	SPG	BPG	FG%	FT%
18-19	32/1	2.4	1.7	0.4	0.3	0.2	37.5	46.7

- Scored a season-high 8 pts vs. Milwaukee (11/13, equaled that vs. Ohio (12/30) and at Marshall (3/6).
- 3rd on FIU's all-time games played list (117) ... Averaged 6.3 ppg and 3.4 rpg in 2017-18.
- Graduated in July of 2018 with a degree in health services admin. ... Working on his master's degree.



34

## OSASUMWEN OSAGHAE

	GP/S	PPG	RPG	APG	SPG	BPG	FG%	FT%
18-19	29/17	8.4	8.5	0.3	0.7	3.1	59.5	61.3

- Leads team in rpg, 6th in ppg ... 62 blks in last 17 games (3.6), including career-high 7 vs. ODU (1/12).
- 19 pts, 11 rbs, 3 blks at Marshall (3/6) ... 10 pts, 15 rbs, vs. Milwaukee (11/13) and at Marshall (1/19).
- Was a walk-on at FIU his 1st 2 years and was awarded a scholarship during the Summer of 2018.



55

## CAMERON CORCORAN

	GP/S	PPG	RPG	APG	SPG	BPG	FG%	FT%
18-19	-/-	-	-	-	-	-	-	-

- Transferred from Little Rock ... Must sit out the 2018-19 season due to NCAA transfer rules.
- Averaged 6.7 ppg, 0.6 rpg and 0.9 apg in 16.6 mpg for the Trojans.
- Led the team in 3-point shooting percentage at 42.6 percent; also shot 42.1 percent from the floor.

F/G | 6-4 | 183 | FR. | POTOMAC, MD.

G | 6-5 | 180 | SO. | CONYERS, GA.

G | 6-4 | 190 | SO. | ETOBICOKE, ONTARIO, CANADA

G | 6-5 | 175 | JR. | RALEIGH, N.C.

G | 5-10 | 175 | SR. | RANCHO CUCAMONGA, CALIF.

G | 6-1 | 188 | FR. | DURHAM, N.C.

F | 6-6 | 190 | R-JR. | LORAIN, OHIO

F | 6-5 | 210 | FR. | ACCRE, GHANA

G | 6-6 | 185 | R-JR. | ORLANDO, FLA.

C | 6-11 | 245 | SR. | MBOUR, SENEGAL

F | 6-5 | 210 | SR. | SACHSE, TEXAS

F | 6-7 | 250 | JR. | MIAMI, FLA.

G | 6-1 | 170 | SO. | ORLANDO, FLA.