



2018-19 FIU PANTHERS MEN'S BASKETBALL GAME NOTES

Primary Contact: Michael Hogan | Phone: (W) 305-348-1496 (C) 813-469-0616 | Email: mihogan@fiu.edu
Twitter: @FIUHoops | Instagram: FIUAthletics | Facebook: facebook.com/FIUMensBasketball | Web: FIUSports.com

2018-19 FIU SCHEDULE/RESULTS

NOVEMBER

7	Webber International (CUSA TV)	W, 110-84
9	Johnson & Wales (DH) (CUSA TV)	W, 117-47
13	Milwaukee (CUSA TV)	W, 86-83
16	at Fordham ^ (ESPN+)	L, 83-77
17	vs. Columbia ^	W, 98-87
18	vs. Youngstown State ^	W, 102-93
23	Ave Maria (CUSA TV)	W, 104-82
28	at Florida Gulf Coast (ESPN+)	W, 81-80

DECEMBER

1	at Arkansas (SEC Network Plus)	L, 121-89
13	North Florida (CUSA TV)	W, 102-89
18	USF (CUSA TV)	L, 82-72
20	Florida Memorial (CUSA TV)	W, 108-67
30	at Ohio	L, 68-66

JANUARY

3	at Middle Tennessee* (ESPN+)	W, 83-76
5	at UAB* (ESPN+)	L, 84-65
10	Charlotte* (CUSA TV)	W, 69-66
12	Old Dominion* (ESPN+)	L, 75-74
17	at WKU* (beIN Sports)	W, 77-76
19	at Marshall* (ESPN+)	L, 105-97
23	at Florida Atlantic* (CUSA TV)	W, 78-74
26	Florida Atlantic* (CUSA TV)	L, 89-72
31	Southern Miss* (CUSA TV)	L, 89-73

FEBRUARY

2	Louisiana Tech* (ESPN+)	W, 75-69
7	at UTSA* (ESPN+)	8 p.m.
9	at UTEP* (CUSA TV)	9 p.m.
14	Rice* (CUSA TV)	7 p.m.
16	North Texas* (ESPN+)	2 p.m.
23	TBD* \$	TBD
28	TBD* \$	TBA

MARCH

3	TBD* \$	TBD
6	TBD* \$	TBD
9	TBD* \$	TBD
13	C-USA Tournament First Round #	TBD
14	C-USA Tournament Quarterfinals #	TBD
15	C-USA Tournament Semifinals #	TBD
16	C-USA Tournament Championship #	TBD

^ Johnny Bach Classic Hosted by Fordham University, Bronx, N.Y.
* Conference USA Game | \$ C-USA Bonus Play (see page 4 for details)
Conference USA Tournament, Frisco, Texas
All times are Eastern time and are subject to change

GAME 24 | THUR., FEB. 7 | 8 P.M. ET | UTSA CONVOCATION CENTER, SAN ANTONIO, TEXAS

FIU

PANTHERS

14-9 (5-5 C-USA)



AT



UTSA

ROADRUNNERS

13-10 (7-3 C-USA)

Last Game _____ Feb. 2 vs. Louisiana Tech, W, 75-69
Next Game _____ Feb. 9 at UTEP, 9 p.m. ET
Head Coach _____ Jeremy Ballard
Alma Mater _____ Colgate, 2003
Career Record _____ 14-9 (First season)
at FIU _____ Same

Last Game _____ Feb. 2 at Marshall, W, 116-106 (ot)
Next Game _____ Feb. 9 vs. Florida Atlantic, 4 p.m. ET
Head Coach _____ Steve Henson
Alma Mater _____ Kansas State, 1990
Career Record _____ 47-44 (Third season)
at UTSA _____ Same

GAMEDAY INFORMATION

TV/Video _____ ESPN+
_____ Lincoln Rose (Play-by-play)
_____ Van Chancellor (Analyst)
Radio/Audio _____ The Ticket 760 AM/FIUSports.com

Live Stats _____ FIUSports.com
Series _____ FIU leads series, 5-4
Twitter Updates _____ @FIUHoops
Tickets _____ UTSA Ticket Office 210-458-8872

QUICK HITS

■ FIU hits the road for its lone swing-trip through Texas, beginning with its game at UTSA on Feb. 7 ... Tipoff is slated for 8 p.m. ET ... The game can be seen live on ESPN+.

■ The Panthers come into their meeting with the Roadrunners looking for their first back-to-back wins since winning four-straight, in November, against Columbia, Youngstown State, Ave Maria and Florida Gulf Coast.

■ FIU is coming off a 75-69 win over Louisiana Tech on Feb. 2, snapping its short two-game losing streak ... Trejon Jacob poured in 24 points, while Brian Beard, Jr. and Willy Nunez, Jr. had 16 and 14 points, respectively.

■ Through Feb. 5, Brian Beard, Jr. is second in the nation in total steals (70) and is fourth in steals-per-game (3.0) ... Osasumwen Osaghae is sixth in blocked shots-per-game (2.9) ... FIU is also seventh in scoring (85.9).

FIU PROBABLE STARTERS



G | 4 | Sr.

BRIAN
BEARD, JR.

PPG 18.0
RPG 3.8
APG 6.5
SPG 3.0



G | 3 | Jr.

TREJON
JACOB

PPG 11.2
RPG 3.9
APG 0.6
SPG 1.2



G | 5 | Fr.

ANTONIO
DAYE, JR.


PPG 8.0
RPG 2.7
APG 2.7
SPG 1.5



F | 10 | R-Jr.

DEVON
ANDREWS

PPG 14.4
RPG 5.2
APG 1.5
SPG 1.6



C | 34 | Jr.

OSASUMWEN
OSAGHAE

PPG 9.1
RPG 8.4
BPG 2.9
SPG 0.7

FIU QUICK FACTS

THE UNIVERSITY

City/Zip Code	Miami, Fla./33199
Founded/Opened	1965/1972
Enrollment	56,000
Nickname	Panthers
Arena	Ocean Bank Convocation Center
Capacity	5,000
Affiliation	NCAA Division I
Conference	Conference USA
President	Dr. Mark B. Rosenberg
Faculty Representative	Dr. Pete E.C. Markowitz
Exec. Dir. of Sports & Entertainment	Pete Garcia
Senior Woman Administrator	Julie Berg

BASKETBALL HISTORY

First Year	1981-82
All-Time Record*	422-644 (38th year)
Actual On-Court Record	439-628
All-Time C-USA Record	38-60 (Sixth season)
All-Time Sun Belt Record**	71-162/.307 ('98-'99 - '12-'13)
Actual On-Court Sun Belt	80-160/.333
All-Time TAAC Record	58-48/.547 ('91-'92 - '97-'98)
All-Time Post-Season	18-22 (14-20)***
C-USA Tournament	1-3
Sun Belt Tournament	9-14 (6-14)***
TAAC Tournament	8-5
TAAC Champions	1995
NCAA Tournament	0-1
Years in NCAA Tourn./Last	1/1995
Last NCAA opponent	UCLA
Result	Lost, 92-56, NCAA First Round
Post-Season NIT	N/A
All-Time Division I Record	325-499/.394 (292-499/.369)*
All-Time Division II Record	84-77/.522 ('81-'82 - '86-'87)

* Vacated 32 wins from 2002-03 to 2005-06 due to NCAA sanctions.

** Vacated nine conference wins from 2003-04 to 2005-06 due to NCAA sanctions.

*** Vacated three conference tourney wins due to NCAA sanctions.

COACHING STAFF

Head Coach	Jeremy Ballard
Alma Mater, Year	Colgate '03
Record at FIU (Years)	14-9 (First season)
Career Record (Years)	Same
C-USA Record (Years)	5-5 (First season)
Associate Head Coach	David Cason, Illinois State '96
Assistant Coaches	Jesse Bopp, Plymouth State '07 Joey Rodriguez, VCU '11
Director of Basketball Operations	Mike Oliva, FIU '12, '14
Asst. Dir. Basketball Operations	Zavier Anderson, Clemson '11
Assist Strength & Conditioning	Thomas Carroll, Miami (Fla.) '05

ATHLETIC MEDIA RELATIONS

Director of Sports Information/Basketball Contact	Michael Hogan
Office Phone	(305) 348-1496
Cell Phone	(813) 469-0616
E-mail	mihogan@fiu.edu

2018-19 FIU PANTHERS



► Sitting (L-R): Cordell Veira, Isaiah Banks, Brian Beard, Jr., Antonio Daye, Jr., Cameron Corcoran, Marcus Burwell.
Standing (L-R): Osasumwen Osaghae, Devon Andrews, Trejon Jacob, Willy Nunez, Jr., Michael Douglas, Phillip Smith, James Ametembe, Elhadji Dieng.

No.	Name	P	Ht.	Wt.	Yr.	Hometown/Previous School/High School
0	Phillip Smith	F/G	6-4	183	Fr.	Potomac, Md./The Bullis School
1	Isaiah Banks	G	6-5	180	So.	Conyers, Ga./Heritage
2	Cordell Veira	G	6-4	190	So.	Etobicoke, Ontario, Canada/John Polanyi Institute
3	Trejon Jacob	G	6-5	175	Jr.	Raleigh, N.C./Seminole State College/Millbrook
4	Brian Beard Jr.	G	5-10	175	Sr.	Rancho Cucamonga, Calif./Chaffey College/Rancho Cucamonga
5	Antonio Daye, Jr.	G	6-1	188	Fr.	Durham, N.C./Ft. Lauderdale (Fla.)
10	Devon Andrews	F	6-6	190	R-Jr.	Lorain, Ohio/Pratt C.C./Kent State/Lorain
15	James Ametembe ^	F	6-5	210	Fr.	Accre, Ghana/Westwood Christian School (Fla.)
20	Willy Nunez Jr.	G	6-6	185	R-Jr.	Orlando, Fla./Indian River State College/Oak Ridge
22	Elhadji Dieng	C	6-11	245	Sr.	Mbour, Senegal/Sheridan College/Canarias Basketball Acad.
31	Michael Douglas	F	6-5	210	Sr.	Sachse, Texas/Sachse
34	Osasumwen Osaghae	F	6-7	250	Jr.	Miami, Fla./Robert Morgan H.S. (Southridge Senior)
55	Cameron Corcoran *	G	6-1	170	So.	Orlando, Fla./UALR/Orlando Christian Prep

* Must sit 2018-19 out due to NCAA transfer rules | ^ Walk-on

FIU BASKETBALL STAFF

Head Coach: Jeremy Ballard (Colgate '03) – First season at FIU/First overall as head coach
Associate Head Coach: David Cason (Illinois State '96) – First season at FIU
Assistant Coach: Jesse Bopp (Plymouth State '07) – First season at FIU
Assistant Coach: Joey Rodriguez (VCU '11) – First season at FIU
Director of Basketball Operations: Mike Oliva (FIU '12, '14) – Seventh season at FIU
Assistant Director of Basketball Operations: Xavier Anderson (Clemson '11) – First season at FIU
Strength and Conditioning: Thomas Carroll (Miami '05)
Certified Athletic Trainer: Mick Thompson (Indiana '10, FIU '14)

PRONUNCIATION GUIDE

Isaiah Banks: I-ZAY-uh
Elhadji Dieng: El-HAH-gee Dang
Trejon Jacob: TRAY-john
Willy Nunez: Noon-YEZ
Osasumwen Osaghae: Oh-SAH-Soo Oh-SAH-Guy
Cordell Veira: Vee-AIR-uh
James Ametembe: M-uh-TEP-A
David Cason: KAY-sahn

HEAD COACH JEREMY BALLARD | 14-9 CAREER RECORD | 5-5 CONFERENCE USA RECORD



Jeremy Ballard was officially introduced as the ninth head coach in the history of the FIU men's basketball program on April 23, 2018, at a press conference in the Ocean Bank Convocation Center.

Ballard arrives at FIU after serving as associate head coach at VCU in 2017-18. He has spent 14 seasons as an assistant coach at the Division I level with coaching stints at Pitt, Illinois State, VCU, Tulsa and his alma mater Colgate.

As associate head coach at VCU, Ballard was reunited with current VCU head coach Mike Rhoades, who he coached with prior on the staff of former VCU head coach and current Texas head coach Shaka Smart. Ballard's main focus was VCU's defense. The Rams finished 18-15 this past season and advanced to the Atlantic 10 Conference Quarterfinals. Forward Justin Tillman was named All-Atlantic 10 Conference First Team, as well as to the All-Defensive Team.

His most successful stretch came with the Rams from 2012-15. Ballard helped lead VCU to a 79-28 mark and three straight NCAA Tournament appearances during his initial tenure in Richmond from 2012-15. During that time, VCU won at least 26 games each season and finished each season ranked in the Associated Press Top-25. In all, Ballard coached three eventual NBA players at VCU, including Troy Daniels, Briante Weber and Treveon Graham.

At the time of his hiring at FIU, Ballard was the sixth former Smart assistant to become a head coach. Rhoades, Will Wade (LSU), Mike Jones (Radford), Jamion Christian (Mount St. Mary's), and Mike Morrell (UNC Asheville) are the others.

Ballard served as an assistant on Kevin Stallings' Pitt staff during the 2016-17 season, where he coached All-ACC Third Team and USBWA All-District II forward Michael Young and All-ACC Honorable Mention selection Jamel Artis. Young led the ACC in scoring averaging 19.6 points per game. Young went on to sign with the Washington Wizards while Artis signed with the Orlando Magic.

In 2015-16, Ballard helped guide Illinois State to an 18-14 overall record and a 12-6 Missouri Valley Conference mark, which tied for second place and signified ISU's highest league finish and most conference wins since 2007-08. Working primarily with Illinois State's forwards, Ballard helped MiKyle McIntosh earn MVC Most-Improved Team accolades. McIntosh was also a 2016 All-MVC Honorable Mention Team selection.

In 2014-15, Ballard helped VCU to its first Atlantic 10 Conference Tournament title. VCU was ranked as high as No. 10 in the Associated Press Top-25 Poll during that period, and on his watch, the Rams earned five all-conference accolades, including two first-team honors.

During his first year as an assistant with the Rams, Ballard worked closely with shooting guard Troy Daniels, who would set a VCU single-season school record with 124 3-pointers. Daniels has since played for four NBA franchises. He signed a multiyear contract extension with the Memphis Grizzlies in 2016 and currently is with the Phoenix Suns.

Ballard's three seasons on Smart's staff at VCU (2012-15) were preceded by five seasons at Tulsa (2007-12) where he helped guide the Golden Hurricane to 109 victories, including three 20-plus win seasons. Tulsa had nine all-conference honorees, including a first-team selection in each of his final four seasons with the Golden Hurricane. Ballard either recruited or coached three NBA players – Jordan Clarkson, Jerome Jordan, and Ben Uzoh – during his time at Tulsa.

In his first season, Tulsa piled up 25 wins and a berth in the Conference USA championship game. The Golden Hurricane eventually won the inaugural College Basketball Invitational Championship and that postseason appearance was followed by back-to-back National Invitation Tournament showings.

Prior to his time with the Golden Hurricane, Ballard was an assistant at his alma mater Colgate University (2004-07). During his time as a student-athlete at Colgate, Ballard won the prestigious ECAC Merit Medal Award twice, becoming only the third player in Colgate history to do so. He twice earned Patriot League Academic Honor Roll recognition and was given the title of the team's best defensive player by the coaching staff during his senior season. Ballard also served as a captain during his senior season.

An Atlanta native, Ballard graduated from Colgate in 2003 with a bachelor's degree in English and a minor in religion. He has a son, Khalif Jamal.



THE BALLARD FILE AS HEAD COACH...

Year	School	Record	Postseason
2018-19	FIU	14-9	-
Overall		14-9	-

BALLARD MILESTONE GAMES FIRST GAME AS HEAD COACH

Nov. 8, 2018 vs. Webber International, W, 101-84

FIRST CAREER HEAD COACHING WIN

Nov. 8, 2018 vs. Webber International, W, 101-84

FIRST CAREER C-USA GAME AS HEAD COACH

Jan. 3, 2019 at Middle Tennessee, W, 83-76

FIRST CAREER C-USA WIN

Jan. 3, 2019 at Middle Tennessee, W, 83-76

AS ASSISTANT COACH...

Year	School	Record	Postseason
2004-05	Colgate	12-16	-
2005-06	Colgate	10-19	-
2006-07	Colgate	10-19	-
2007-08	Tulsa	27-14	CBI Finals
2008-09	Tulsa	27-11	NIT 2nd Rd.
2009-10	Tulsa	23-12	NIT 1st Rd.
2010-11	Tulsa	20-13	-
2011-12	Tulsa	19-14	-
2012-13	VCU	27-9	NCAA 2nd Rd.
2013-14	VCU	26-9	NCAA 1st Rd.
2014-15	VCU	26-10	NCAA 1st Rd.
2015-16	Illinois St.	18-14	-
2016-17	Pitt	16-17	-
2017-18	VCU	18-15	-

JEREMY BALLARD HEAD COACHING RECORD BREAKDOWN

Year	Overall	Home	Road	Neutral	Conf.	Postseason
2018-19	14-9	8-4	4-5	2-0	4-4	0-0
Totals	14-9	8-4	4-5	2-0	4-4	0-0

TALE OF THE TAPE

THE UTSA SERIES

Series Record	FIU leads series, 5-4
FIU at home	UTSA leads, 3-1
FIU at UTSA	FIU leads, 3-1
FIU at neutral site	FIU leads, 1-0
First meeting	Nov. 17, 2001 (L, 71-65)
Last meeting	Jan. 11, 2018 (W, 79-76)
Last FIU win	Jan. 11, 2018 (79-76)
Last UTSA win	March 23, 2017 (69-67)
Current streak	FIU, one win

STATISTICAL COMPARISON

FIU		UTSA
14-9	Overall Record	13-10
44.7	Field Goal%	43.1
31.3	3-Pt. Field Goal%	35.2
63.3	Free Throw%	73.4
46.2	Oppt. Field Goal%	42.9
33.3	Oppt. 3-Pt. Field Goal%	32.1
67.9	Oppt. Free Throw%	71.1
36.4	Rebounding Avg.	38.9
-7.1	Rebounding Margin	-0.7
15.7	Assists/Gm.	12.7
14.2	Turnovers/Gm.	12.7
4.3	Blocks/Gm.	2.7
10.7	Steals/Gm.	7.1
85.9	Points/Gm.	78.8
81.3	Points Allowed/Gm.	75.6

FIU CAREER STATS VS. UTSA

No.	Name	G	Ppg	Rpg	Appg
0	Smith	0	0.0	0.0	0.0
1	Banks	1	0.0	0.0	0.0
2	Veira	1	2.0	2.0	2.0
3	Jacob	1	16.0	6.0	0.0
4	Beard, Jr.	1	20.0	4.0	8.0
5	Daye, Jr.	0	0.0	0.0	0.0
10	Andrews	0	0.0	0.0	0.0
15	Ametepe	0	0.0	0.0	0.0
20	Nunez, Jr.	0	0.0	0.0	0.0
22	Dieng	1	4.0	1.0	0.0
31	Douglas	5	3.8	2.2	0.4
34	Osaghae	1	10.0	7.0	0.0

PANTHERS' CAREER STARTS & GAMES PLAYED

No.	Name	15-16	16-17	17-18	18-19	Tot	GP
0	Smith	-	-	-	-	-	2
1	Banks	-	-	-	-	-	43
2	Veira	-	-	1	-	1	41
3	Jacob	-	-	29	22	51	54
4	Beard, Jr.	-	-	31	23	53	54
5	Daye, Jr.	-	-	-	9	9	24
10	Andrews	-	-	-	22	22	22
15	Ametepe	-	-	-	-	-	7
20	Nunez, Jr.	-	-	-	9	9	29
22	Dieng	-	-	19	14	33	44
31	Douglas	-	2	5	-	7	110
34	Osaghae	-	-	1	9	10	51

FOR TICKET INFORMATION

■ For ticket information, call the UTSA athletic ticket office at (210) 458-UTSA (8872) or log onto GoUTSA.com.

■ For ticket questions, or to purchase tickets for FIU home games, please visit FIUSports.com or call 305-FIU-GAME.

UP NEXT FOR FIU

■ The Panthers close out their two-game trip to Texas on Feb. 9, when they travel to El Paso to face UTEP ... Game time is 9 p.m. ET ... FIU will return home for its final two games before Conference USA Bonus Play begins, taking on Rice on Feb. 14, and North Texas on Feb. 16 ... Both games will begin at 7 p.m., with the North Texas game being Senior Day.

SCOUTING UTSA

■ UTSA comes into its game with FIU with a 13-10 record, and a 7-3 mark in Conference USA, following its 116-106 overtime win over Marshall on Feb. 2 ... The Roadrunners have won three of their last four games, and 10 of their last 13, after starting the season 3-7.

■ Jhivvan Jackson is one of two players on the UTSA roster averaging over 20 points-per-game - and scoring double figures - netting 23.1 per-outing ... Keaton Wallace is pouring in 20.7 points-per-contest ... Bryon Frohnen leads the team on the glass, grabbing 7.1 rebounds-per-game.

THE SERIES AGAINST THE ROADRUNNERS

■ FIU and UTSA have met just nine times with the Panthers holding a slight 5-4 series lead ... The Panthers are 1-3 in the all-time series at home, however FIU won three of the four games played in San Antonio ... FIU is 1-0 in neutral site games ... The Panthers defeated the Roadrunners, 79-76, last year in Texas.

FIU All-Time Against UTSA

Nov. 17, 2001	H	L, 65-71
Feb. 13, 2014	A	W, 80-72 (C-USA)
Feb. 5, 2015	H	L, 63-74 (C-USA)
March 11, 2015	N	W, 57-54 (C-USA Tour.)
Jan. 21, 2016	A	W, 72-56 (C-USA)
Feb. 13, 2016	H	W, 79-65 (C-USA)
Jan. 14, 2017	A	L, 57-55 (C-USA)
March 23, 2017	H	L, 69-67 (C-USA)
Jan. 11, 2018	A	W, 79-76 (C-USA)

SCOUTING UTEP

■ UTEP comes into this week's games with a 7-14 record and a 2-8 mark in Conference USA, following back-to-back losses last week at Marshall (91-86) and at WKU (76-59) ... The Miners have dropped five of their last six games.

■ Evan Gilyard leads three UTEP players in double figures, averaging 15.9 points-per-game, while Ele Odigie and Nigel Hawkins are netting 13.3 and 13.0 points-per-game, respectively ... Odigie is also the Miners' top rebounder, grabbing 9.7 boards-per-contest, good enough for second in C-USA, coming into the week.

THE SERIES AGAINST THE MINERS

■ UTEP comes into its game with FIU, holding a commanding 10-1 series lead, dating back to the 1998-99 season ... The Panthers are 0-4 at home, 1-4 in El Paso, and 0-2 in neutral site games with those contests taking place in the Conference USA Tournament ... FIU has dropped the last five games against the Miners.

FIU WEEKLY MEDIA PLANNER

MON. 4	TUE. 5	WED. 6	THURS. 7	FRI. 8	SAT. 9	SUN. 10
Practice 8-10:30 a.m.	Travel day Practice 11:15 a.m.- 1:30 p.m.	Practice TBA	at UTSA 8 p.m. ET	Travel day Practice TBA	at UTSA 9 p.m. ET	Travel day Off day

CONFERENCE USA BONUS PLAY FORMAT

Within the format, the 14 Conference USA programs will play each other once and their travel partner twice in the first seven weeks of the conference season. At the end of the seven weeks, teams will be placed in one of three groups based on conference standings through the first 14 games of league action. The teams will be divided into two groups of five (1-5 and 6-10) and a group of four (11-14). During the final three weeks, teams will play within their respective grouping for the last four games of conference play. Home and away games within the groups will be determined by a preset formula.

Once all 18 games have been completed, the top 12 teams based on final league standings will be seeded in the conference tournament. Teams will be guaranteed seeding within their respective group. For example, if a program lands in the second group (6-10), it will seed no higher than six and no lower than 10 in the tournament field.

FIU All-Time Against UTEP

Dec. 20, 1998	A	L, 76-73
Jan. 2, 2000	H	L, 88-81
Feb. 15, 2014	A	L, 84-71 (C-USA)
Feb. 7, 2015	H	L, 67-64 (C-USA)
March 12, 2015	N	L, 83-71 (C-USA Tour.)
Jan. 23, 2015	A	W, 79-69 (C-USA)
Feb. 11, 2016	H	L, 84-74 (C-USA)
March 9, 2016	N	L, 85-77 (C-USA)
Jan. 12, 2017	A	L, 88-87 (C-USA)
March 25, 2017	H	L, 90-76 (C-USA Tour.)
Jan. 13, 2018	A	L, 72-58 (C-USA)

LAST TIME OUT

■ Trejon Jacob poured in a season and game-high 24 points, while Brian Beard, Jr. and Willy Nunez, Jr. chipped in with 16 and 14 points, respectively, as FIU snapped its short two-game losing streak with a 75-69 win over Louisiana Tech on Feb. 2.

■ FIU trailed by as many as eight points in the first half, 33-25, with 7:21 left before the intermission and found themselves behind by five at the break, 40-35 ... With 7:12 left in the contest, and FIU up 62-58, Louisiana Tech started a run where it scored eight of the next 10 points, to take its final lead of the game, 66-64, with just under four minutes left ... It was, however, the trio of Jacob, Beard, Jr. and Nunez, Jr. that took over offensively, scoring all 11 points in an 11-3 run during the final three minutes – in addition to two crucial blocked shots by Osasumwen Osaghae – to secure the game for the Panthers.

■ In addition to his 16 points, Beard, Jr. fell one assist shy of his fourth career double-double – and equaling his career-high – dishing out nine assists. In addition, Osaghae recorded six blocked shots on the night against the Bulldogs, one off from tying his career-high.

■ With the Panthers coming back from eight-down in the first half, the win over Bulldogs marks the 11th come-from-behind win this season.

FILLING THE BUCKET AT HOME

■ FIU is currently averaging 88.6 points-per-game at home this season ... Prior to their home game against USF on Dec. 18 – an 82-73 loss – the Panthers averaged an impressive 103.6 points-per-game at home ... The Panthers have hit the century mark in five of their 11 games at home this season ... On the flip-side, FIU is allowing just 77.7 points-per-game on its home floor.

FIU COME-FROM-BEHIND WINS

■ FIU's 75-69 come-from-behind win against Louisiana Tech on Feb. 2, was its 11th of the season, out of its 14 total wins, and the fifth win after trailing by double-digits ... The largest deficit that the Panthers have come back from this season was 16 points against WKU, surpassing the 15-point deficit against Florida Gulf Coast on Nov. 28, en route to an 81-80 win.

FIU's Come-From-Behind Wins in 2018-19

Opponent	Deficit	Final Score
vs. Milwaukee	-6	86-83
vs. Columbia	-10	98-87
vs. Youngstown State	-7	102-93
vs. Ave Maria	-5	104-84
at Florida Gulf Coast	-15	81-80
vs. North Florida	-9	102-89
at Middle Tennessee	-14	83-76
vs. Charlotte	-2	69-66
at WKU	-16	77-76
at Florida Atlantic	-10	78-74
vs. Louisiana Tech	-8	75-69

PANTHERS STREAK COMES TO AN END ...

■ FIU's 121-89 loss at Arkansas on Dec. 1, snapped the Panthers' four-game winning streak, its longest since the 2015-16 season when it won four-consecutive games against Binghamton (66-49), Florida A&M (64-45), Florida Atlantic (76-59) and WKU (75-72) ... Prior to the 2015-16 season the Panthers won six-straight during the 2013-14 campaign.

... AND SO DID THE HOME STREAK

■ FIU's 82-73 loss to USF on Dec. 18, snapped the Panthers' 10-game home winning streak, dating back to their 67-64 win against Rice on Feb. 24, 2018 ... Entering the game against the Bulls, it was the 27th longest streak in the nation ... The Panthers' last loss in the Ocean Bank Convocation Center, prior to Dec. 18, was to Old Dominion, 64-54, on Jan. 18, 2018.

OT WOES

■ Although FIU has not played any overtime games this season, the Panthers have struggled since the 2015-16 season in extra session games, having lost their last 12-straight overtime games, the longest overtime losing streak in the nation ... Six of the 12 losses have been by three points or less. **FIU's all-time overtime games are listed on page 12.**

FIU WHEN ...

Leading at halftime	8-0
Trailing at halftime	6-9
Tied at halftime	0-0
Overtime	0-0
FIU shoots 50% or better from field	6-1
FIU shoots 40-49% from field	6-2
FIU shoots under 40% from field	2-6
Opp. shoots 50% or better from field	2-7
Opp. shoots 40-49% from field	8-2
Opp. shoots under 40% from field	3-0
FIU outrebounds opponent	5-1
Opp. outrebounds FIU	9-8
Tied in rebounds	0-0
FIU records 10 or more steals	8-3
FIU records 15 or more assists	11-3
FIU commits less than 15 turnovers	8-4
FIU commits 15 or more turnovers	6-5
FIU commits less turnovers than opp.	14-6
FIU commits more turnovers than opp.	0-2
FIU shoots 70% or better from the line	4-4
FIU shoots under 70% from the line	10-5
FIU scores 59 points or less	0-0
FIU scores between 60-69 points	1-2
FIU scores between 70-79 points	3-5
FIU scores between 80-89 points	3-1
FIU scores between 90-99 points	1-1
FIU scores more than 100 points	6-0
Two or less Panthers score in double figures	0-3
Three Panthers score in double figures	3-2
Four or more Panthers score in double figures	11-4
FIU plays at Ocean Bank Convocation Center	8-4
FIU plays on the road	4-5
FIU plays at a neutral site	2-0
Playing in November	7-1
Playing in December	2-3
Playing in January	4-5
Playing in February	1-0
Playing in March	0-0
Playing on Saturday	2-5
Playing on Sunday	1-1
Playing on Monday	0-0
Playing on Tuesday	1-1
Playing on Wednesday	3-0
Playing on Thursday	5-1
Playing on Friday	2-1
Playing during the afternoon	2-1
Playing during the evening	12-8
Games decided by three points or less	4-2
Games decided by four to 10 points	4-3
Games decided by 11-20 points	3-3
Games decided by more than 20 points	3-1

SCORING MARGINS

Points: Margin of victory										
1	2	3	4	5	6	7	8	9	10+	
2	-	2	1	-	1	1	-	1	6	

Points: Margin of defeat										
1	2	3	4	5	6	7	8	9	10+	
-	1	-	-	-	1	-	1	1	5	

2018-19 FIU STARTING LINEUPS

Forward	Forward/Guard	Guard	Guard	Center	W-L
Andrews	Jacob	Burwell	Beard, Jr.	Dieng	4-1
Andrews	Nunez, Jr.	Burwell	Beard, Jr.	Dieng	1-0
Nunez, Jr.	Jacob	Burwell	Beard, Jr.	Dieng	1-0
Andrews	Jacob	Nunez, Jr.	Beard, Jr.	Dieng	4-3
Andrews	Jacob	Daye, Jr.	Beard, Jr.	Osaghae	4-5

A LOOK AT CONFERENCE USA

CONFERENCE USA STANDINGS (THROUGH FEB. 2)

	C-USA	Pct.	Over.	Pct.
Old Dominion	8-3	.727	18-6	.750
North Texas	7-3	.700	19-4	.826
UTSA	7-3	.700	13-10	.565
UAB	6-4	.600	14-9	.609
Marshall	6-4	.600	13-10	.565
WKU	6-4	.600	13-10	.565
Southern Miss	6-5	.545	14-9	.609
FIU	5-5	.500	14-9	.609
Louisiana Tech	5-6	.455	15-9	.625
Florida Atlantic	4-6	.400	13-10	.565
Rice	4-6	.400	9-14	.391
Middle Tennessee	4-6	.400	7-16	.304
UTEP	2-8	.200	7-14	.333
Charlotte	2-9	.182	5-17	.227

PRESEASON POLL

1. WKU (8)	8. UAB
2. Marshall (5)	9. Middle Tennessee
3. Old Dominion	10. FIU
4. North Texas	11. UTEP
5. UTSA	12. Florida Atlantic
6. Louisiana Tech	13. Charlotte
7. Southern Miss	14. Rice

CONFERENCE USA SCHEDULE

February 7

Charlotte at Middle Tennessee
 FIU at UTSA
 Florida Atlantic at UTEP
 Marshall at North Texas
 Old Dominion at UAB
 WKU at Rice

February 9

Charlotte at UAB
 FIU at UTEP
 Florida Atlantic at UTSA
 Louisiana Tech at Southern Miss
 Marshall at Rice
 Old Dominion at Middle Tennessee
 WKU at North Texas

February 14

Rice at FIU
 North Texas at Florida Atlantic
 UTEP at Louisiana Tech
 UAB at Marshall
 Middle Tennessee at WKU
 UTSA at Southern Miss

All times are Eastern



FIU's Total Overtime Games Since 2015-16

2015-16: Three (one double overtime)

2016-17: Five (one double overtime)

2017-18: Four (one triple overtime)

FIU AMONG THE NATIONS LEADERS

■ Through games of Feb. 5, FIU is first in the nation in turnovers forced (20.4) and second in turnover margin (+6.1), and total steals (245), and steals-per-game (10.7 app), fourth in free-throw attempts (588), and seventh in the nation in scoring (85.9 ppg) ... FIU also ranks among the top-30 in several other categories:

Team

Turnovers Forced	1st	20.4
Turnover Margin	2nd	+6.1
Steals-Per-Game	2nd	10.7
Total Steals	2nd	245
Free-Throw Attempts	4th	588
Scoring Offense	7th	85.9
Three-Point FGA	9th	670

Individual

Brian Beard, Jr.	Total Steals	2nd	70
	Steals-Per-Game	4th	3.0
	Total Assists	9th	149
	Assists-Per-Game	11th	6.5
	Free-Throw Attempts	22nd	160
	Free Throws Made	28th	116
Osasumwen Osaghae	Blocks-Per-Game	6th	2.9
	Total Blocks	8th	57
	Offensive Rebounds-Per-Game	14th	3.4
Willy Nunez, Jr.	3pt. FGA-Per-Game	23rd	186

DROPPIN' SOME C-NOTES

■ FIU's 117 points against Johnson & Wales marked the second-straight game that the Panthers reached the century mark ... The Panthers scored 110 points in the season-opening 110-84 win over Webber International on Nov. 7 ... Prior to this season, the last time that an FIU team hit the 100-point mark in regulation was on Feb. 26, 1998, pouring in 101 points against Centenary in a 101-74 win in the TAAC Tournament ... That was the second of two-straight games where the Panthers scored 100-or-more points ... FIU also did it five days before in a 117-79 win over Troy on Feb. 21, 1998.

■ FIU logged its third 100-plus-point game when it scored 102 points in a 102-93 win over Youngstown State on Nov. 18, and also accomplished the feat in its next outing, against Ave Maria on Nov. 23, in a 104-84 win in the Johnny Bach Classic at Fordham.

■ The Panthers hit the 100-point plateau on Dec. 13, with a 102-89 win against North Florida, and most recently poured in 108 points in a 108-67 win over Florida Memorial on Dec. 20.

■ The Panthers' six 100-point games are tied for the second most in a season in school history, joining the 1982-83 team ... The most 100-point outings in a season for FIU came during the 1997-98 campaign with seven.

A SEASON'S WORTH IN 20 MINUTES

■ During the 2017-18 season, FIU averaged 70.7 points-per-game, and scored 70-or-more points in 14 of their 32 games ... On Nov. 10, against Johnson & Wales, FIU hit that scoring average from a year ago, however did it in the first half, leading at the break, 70-27.

■ FIU's first half total was three shy of equaling the school record for points in a half, set against Miami Christian on Dec. 16, 1982, when the Panthers scored 73 points in a 137-54 win ... That game against Miami Christian is the game in which FIU still holds records for points in a game and margin of victory (+83).

WREAKING HAVOC

■ FIU has certainly caused issues for its opponents defensively in its 23 games this season, issues which have led to production on the offensive end.

■ The Panthers have forced its foes into 468 turnovers on the year, for an average of 20.3 per-outing, and have forced their opponents into 20-or-more turnovers in 12 of the 23 games, including better than 30 twice ... In comparison, prior to this season and dating back to the 2012-13 season, FIU had forced its opposition into 20-or-more turnovers in just six games, with the most during that stretch being two, during 2017-18.

■ This season, FIU has benefited from its defense, getting 472 of its 1,976 total points off the opponents' 468 turnovers, or 23.9 percent of its scoring.

FIU's Points Off Turnovers During 2018-19

Opponent	Oppt. TO	FIU POT
Webber International	26	32
Johnson & Wales	29	34
Milwaukee	22	17
Fordham	11	19
Columbia	14	21
Youngstown State	23	19
Ave Maria	32	43
FGCU	19	20
Arkansas	14	23
North Florida	18	23
USF	33	29
Florida Memorial	25	36
Ohio	23	24
Middle Tennessee	21	21

UAB	16	9
Charlotte	23	23
Old Dominion	21	20
WKU	18	10
Marshall	17	19
Florida Atlantic	10	14
Florida Atlantic	22	23
Southern Miss	13	16
Louisiana Tech	12	11

NEW LOOK PANTHERS

■ FIU has eight players returning from last year, including two of the more exciting players in Conference USA - Brian Beard, Jr. and Trejon Jacob - however it also welcomes six new additions to the hardwood, and four new faces calling the shots on the sidelines.

■ FIU added three freshman in Phillip Smith, Antonio Daye, Jr., and James Ametepe (walk on), in addition to junior college transfer Devon Andrews ... FIU also welcomed Cameron Corcoran, a transfer from Little Rock, who will sit out this season due to NCAA transfer rules.

■ Jeremy Ballard, the sixth member of the Shaka Smart coaching tree (at the time of his hiring), will walk the sidelines as a head coach for the first time in his career during the 2018-19 campaign ... He has assembled a veteran staff of assistants - Associate Head Coach David Cason (came from FGCU), assistant coaches Jesse Bopp (came from IMG Academy) and Joey Rodriguez (came from VCU) - that also join him in their first seasons at FIU.

Shaka Smart Coaching Tree

Jeremy Ballard	FIU
Jamion Christian	Mount St. Mary's, Siena
Mike Jones	Radford
Mike Morrell	UNC Asheville
Mike Rhoades	Rice, VCU
Will Wade	Chattanooga, VCU, LSU

■ A catalyst of VCU's historic 2011 Final Four squad, and one of the most beloved Rams in program history, Joey Rodriguez comes to FIU after serving one season as director of player development at VCU where he worked with Ballard, and former Rice Head Coach Mike Rhoades ... Rodriguez starred for VCU as a point guard from 2007-11 ... Rodriguez was one of the driving forces behind VCU's 2011 march from the NCAA First Four to the Final Four ... He averaged 10.4 points, 5.2 assists and 3.2 rebounds that season, including 9.0 points and 7.7 assists in the Rams' five NCAA Tournament wins, before losing to Butler, 70-62, in the National Semifinals.

BRIAN BEARD, JR. NOTES

■ Had a banner season during his first year with the Panthers, being named Third Team All-Conference USA and was also selected to the C-USA All-Defensive Team

... Averaged a team-high 16.4 points-per-game for FIU, which was good enough for ninth in Conference USA, and a team-best 2.9 steals-per-outing, which was first in C-USA and fifth in the nation ... He also led the team, and was fifth in C-USA, in assists logging 5.7 per-game.

■ Beard, Jr. set the school single-season records for steals (90) and assists (178) last year ... In addition, his 508 points scored, during 2017-18, was the eighth most scored in a single season at FIU, and the third most scored by a junior ... Netted double figures in 28-of-31 games played, and 20-or-more points nine times.

Single Season Assists Leaders

1. Brian Beard, Jr. (2017-18)	178
2. Carlos Arroyo (1997-98)	135
3. Benny Valdes (1991-92)	123
4. Ronnie Bryant (1987-88)	119
5. Carlos Arroyo (2000-01)	117

Single Season Steals Leaders

1. Brian Beard, Jr. (2017-18)	90
2. Carlos Morban (2001-02)	87
3. Jeremy Allen (2011-12)	77
4. Deric Hill (2012-13)	75
5. Bobby Lester (1983-84)	67

■ Beard, Jr. leads the team in scoring (18.0 ppg), assists (6.5 apg), and steals-per-game (3.0 spg) ... In addition, he leads C-USA in steals, is second in assists and tied for seventh in scoring (through Feb. 2).

■ Beard, Jr. has scored double figures in 47 of his 54 games at FIU, including a career-high 36 points versus Youngstown State on Nov. 18 ... He also poured in 30 points in the season finale against Southern Miss on March 7, during the Conference USA Tournament first round ... He has netted 20-or-more points in 18 games - and in eight of his last 19 - and 26-or-better in seven.

■ Beard, Jr. has handed out five-or-more assists in 39 games, and seven-or-better 26 times, including in the last 14 out of 24 games dating back to last year ... He dropped a career-high 10 dimes against Louisiana Tech on Feb. 3, 2017, and equaled that against Columbia on Nov. 17, and Old Dominion on Jan. 12 ... Beard, Jr. has handed out 149 assists in 23 games this year.

■ Beard, Jr. has 10 games with five-plus steals, equaling his career-high of six, four-times; at USF on Dec. 11, 2017, Hartford on Dec. 22, 2017, Florida Atlantic on Dec. 30, 2017, and at Fordham on Nov. 16, 2018.

■ In netting his career-high of 36 points against Youngstown State on Nov. 18, Beard, Jr. shot 69.2 percent (9-for-13) from the field and was 16-for-20 (80.0 percent) from the free-throw line in the win ... In addition, he dished out seven assists against the Penguins.

STAT GEEK STATS

FIU SPLITS: HOME, ROAD & NEUTRAL

Category	Home	Road	Neutral
Record	8-4	4-5	2-0
Field Goal%	44.7	43.1	51.5
3-Pt. Field Goal%	34.3	27.1	33.3
Free Throw%	64.1	61.6	64.3
Oppt. Field Goal%	43.9	49.5	46.4
Oppt. 3-Pt. Field Goal%	32.4	34.5	33.9
Oppt. Free Throw%	68.6	68.7	61.5
Rebounding Avg.	38.8	33.2	36.5
Rebounding Margin	-4.3	-11.1	-5.5
Assists/Gm.	17.6	13.2	16.0
Turnovers/Gm.	15.0	13.2	14.0
Blocks/Gm.	5.7	3.0	2.5
Steals/Gm.	11.8	9.4	9.5
Points/Gm.	88.6	79.2	100.0
Points Allowed/Gm.	77.0	85.2	90.0

FIU'S LARGEST IN 2018-19

Lead	70 vs. Johnson & Wales (117-47)
Deficit	35 at Arkansas (121-86)
Margin of victory	70 vs. Johnson & Wales (117-47)
Margin of defeat	32 at Arkansas (121-89)
Halftime lead	43 vs. Johnson & Wales (70-27)
Halftime deficit	23 at Arkansas (58-35)
Deficit in win	16 at WKU (60-44)
Halftime deficit in win	9 at WKU (43-34)
Lead in loss	10 vs. Florida Atlantic (27-10)
Halftime lead in loss	-

MISCELLANEOUS FIU STATISTICS

Double Figure Scorers

Brian Beard, Jr.	19
Devon Andrews	17
Willy Nunez, Jr.	13
Trejon Jacob	12
Antonio Daye, Jr.	11
Osasumwen Osaghae	10
Isaiah Banks	6

Double-Doubles

Osasumwen Osaghae	4
Brian Beard, Jr.	2
Devon Andrews	1

Games Leading (Sharing) Scoring Honors

Brian Beard, Jr.	10
Devon Andrews	6
Trejon Jacob	3 (1)
Willy Nunez, Jr.	2
Osasumwen Osaghae	1 (1)

Games Leading (Sharing) Rebounding Honors

Osasumwen Osaghae	11 (1)
Devon Andrews	6
Brian Beard, Jr.	2 (1)
Antonio Daye, Jr.	1
Trejon Jacob	(2)

■ Beard, Jr. turned in an impressive outing in a loss at Arkansas on Dec. 1, recording 21 points, sharing team-high rebounding honors with eight, dishing out six assists, and logging five steals against the Razorbacks.

■ The California native had a solid performance against North Florida on Dec. 13, pouring in a game-high 29 points to go along with a team-high eight rebounds, six assists and four steals ... Beard, Jr. was 9-for-19 (47.4 percent) from the field and 10-of-12 (83.3 percent) from the charity stripe.

■ Beard, Jr. got the Conference USA season off to a rousing start, pouring in a game-high 28 points against Middle Tennessee on Jan. 3 ... In addition to his scoring total, he also handed out seven dimes.

■ Beard, Jr. had a 28-point, 10-assist, four-steal performance versus Old Dominion on Jan. 12 ... It marked Beard, Jr.'s second-career double-double and first of the year.

■ Beard, Jr. has made considerable improvements on his shooting from the free-throw line since the start of the season ... In his first five games, he was shooting just 61.2 percent (30-for-49) from the line, with his best percentage being 75.0 percent (3-for-4) against Johnson & Wales on Nov. 9 ... However, in his last 18 outings, Beard, Jr. is shooting at an 77.4 percent (86-for-111) clip, having hit below 80.0 percent just nine times.

BEARD, JR. CLIMBING THE CHARTS; MOVES INTO SECOND ALL-TIME IN CAREER ASSISTS

■ In just 54 career games on the floor for FIU, Brian Beard, Jr. has made his mark in the Panthers' record books ... Beard, Jr. is currently second all-time in school history in career

assists (327), surpassing Dwight Stewart (264, 1989-93) against Middle Tennessee on Jan. 3 ... He sits second only to Carlos Arroyo (1997-2001) who finished his career with 459 assists ... Arroyo's total came over four years (100 games).

■ In addition, Beard, Jr. is fourth all-time on FIU's career steals list (160) surpassing Patrick McDonald (147, 1982-86) against Old Dominion on Jan. 12 ... Next up is Dwight Stewart in third place (172, 1988-91).

FIU All-Time Assists Leaders

1. Carlos Arroyo (1997-01)	459
2. Brian Beard, Jr. (2017-present)	327
3. Dwight Stewart (1988-93)	264
4. Patrick McDonald (1982-86)	256
5. Carlos Morban (2001-04)	227

FIU All-Time Steals Leaders

1. Carlos Morban (2001-03)	204
2. Carlos Arroyo (1997-01)	177
3. Dwight Stewart (1988-91)	172
4. Brian Beard, Jr. (2017-present)	160
5. Patrick McDonald (1982-86)	147

BEARD, JR. AMONG THE NATIONS LEADERS

■ Through games of Feb. 5, Brian Beard, Jr. is second in NCAA Division I in total steals (70), is fourth in steals-per-game (3.0), and 11th in assists-per-game (6.5) ... **More of Beard, Jr.'s national rankings on page 11.**

BEARD, JR. TABBED C-USA POW

■ Brian Beard, Jr. was named the Conference USA Player of the Week for the week ending, Nov. 18 ... It is the second such honor for Beard, Jr.

■ Beard, Jr. recorded a career week, helping FIU to a 3-1 record, including a 2-1 ledger at the Johnny Bach Classic at Fordham University in the Bronx, New York ... He averaged an impressive 25.8 points-per-game in the four games, to go along with 7.8 assists, 4.0 rebounds and 3.5 steals-per-outing for the Panthers, and also shot 48.3 percent (29-for-60) from the field ... During the Johnny Bach Classic, Beard, Jr. averaged 28.0 points, 8.0 assists and 4.0 steals-per-game.

DEVON ANDREWS NOTES

■ Devon Andrews is currently second on the team in scoring, averaging 14.4 points-per-game ... He is also second in rebounding, grabbing 5.2 boards-per-outing, and steals, averaging 1.5 per-game ... He is 15th in Conference USA in scoring and 10th in steals ... Andrews has led the Panthers in scoring in three of the last five games.

■ Against Webber International, Andrews poured in a career-high 23 points on 9-of-13 (69.2 percent) shooting from the field, including going 2-for-2 from three-point range, and 3-for-5 from the free-throw line (60.0 percent) ... Andrews also had five rebounds, four assists, a blocked shot and a steal, in only 22 minutes.

■ Andrews followed up his debut performance with a 20-point effort against Johnson & Wales on Nov. 9 ... Andrews had a near-perfect night, shooting 8-for-8 from the field, 2-for-2 from behind the three-point arc, and 2-for-4 from the free-throw line, in just 15 minutes.

■ The Ohio native scored a team-high 20 points against UAB on 50.0 percent (5-for-10) shooting from the field and 75.0 percent (9-for-12) from the free-throw line to go along with a team-best seven rebounds.

FIU INKS PALM BEACH COUNTY PRODUCT DANTE WILCOX DURING SIGNING PERIOD

FIU Men's Basketball Head Coach Jeremy Ballard announced on Nov. 20, the signing of 6-foot-6, 220-pound guard/forward Dante Wilcox (West Palm Beach, Florida/Oxbridge Academy) to a National Letter of Intent.

"We are thrilled to announce the addition of Dante Wilcox to our FIU Family," said Ballard. "He is first and foremost an extremely high character young man who fits in seamlessly with the culture of our program and university. As a player Dante embodies the core values of what our program is all about: toughness, versatility, competitiveness, and skill level. Dante has the ability to both play and defend multiple positions which is a perfect fit for our position-less system. He possesses an ever-increasing skill level with an appetite for aggressive, physical play that has direct carry over to our style of play. We are also truly excited to add another Florida native who has been so well coached on the high school and AAU levels who comes from an incredibly supportive family. We are really looking forward to what Dante will bring to Panther Nation."

A four-year starter at Oxbridge Academy in Palm Beach County, and a two-year captain, Wilcox was recently named to the Palm Beach Post Preseason Boys Basketball Fab Five.

As a junior, Wilcox helped lead Oxbridge to its third-straight regional finals berth, averaging a team-best 14.1 points-per-game on 59 percent (107-for-182) shooting from the field. In addition, He also recorded 9.8 rebounds, 1.6 assists, 1.4 steals and 1.3 blocked shots-per-game. For his efforts, he was named First Team All-County by the Palm Beach Post.

Wilcox was just as impressive as a sophomore, during the 2016-17 season, averaging 13.6 points-per-game, on 63 percent (144-for-227) shooting from the floor, and grabbing 9.7 rebounds-per-outing. He also averaged 2.0 blocks, 1.9 assists and 1.8 steals-per-game.



■ Andrews recorded his first career double-double on Nov. 17, against Columbia when he posted a 17-point, 11-rebound effort ... He fell one-rebound shy of his second double-double with an 11-point, nine-rebound effort at WKU on Jan. 17.

■ Andrews netted 15 points against FGCU on Nov. 28, along with a team-high eight rebounds, a career-high four steals and a career-high tying four assists.

■ Andrews tied his career-high with 23 points at Marshall on Jan. 19, shooting 52.4 percent (11-for-21) from the field ... He also grabbed six rebounds against the Thundering Herd ... In the next game, against FAU on Jan. 23, he led the team in scoring, again, with 19 points on 7-for-10 (70.0 percent) shooting from the field and 80.0 percent (4-for-5) from the free-throw line ... He followed that up with his second 20-point effort in three games, when he netted 21 points against the Owls on Jan. 26.

■ Through 22 games played this season, Andrews is shooting 51.5 percent (117-for-227) from the field, 12th in C-USA ... Andrews has shot under 50.0 percent just nine times this season for the Panthers.

TREJON JACOB NOTES

■ Had an impressive first season for FIU ... Started in 29 of the 31 games he played in ... Was second on the team in scoring, averaging 14.5 points-per-game, and second in rebounding, grabbing 5.0 boards-per-outing.

■ Jacob has netted double figures in 38 of the 54 games he's played in, and 20-plus points 10 times, including a men's Ocean Bank Convocation Center record 38 points against Florida Gulf Coast on Dec. 19, 2017.

■ Jacob poured in a game and season-high 24 points against Louisiana Tech, on Feb. 2, on 8-of-16 (50.0 percent) shooting from the field, including 46.2 percent (6-for-13) from behind the three-point arc, and a perfect 2-for-2 from the charity stripe ... He also grabbed six rebounds against the Bulldogs ... Jacob surpassed his previous season-highs of 21 points set against Ave Maria on Nov. 23, and a 20-point effort at Arkansas on Dec. 1.

■ Jacob had an impressive 20-point performance in the Conference USA opener at Middle Tennessee on Jan. 3 ... Netted 20 points on 6-for-9 (66.7 percent) from the field - all coming from behind the three-point arc - and a perfect 2-for-2 from the charity stripe ... Also shared team-high rebounding honors, grabbing seven to go along with two steals.

■ Against Charlotte, Jacob recorded a 19-point performance on 8-for-13 (61.5 percent) from the field and 3-for-6 (50.0 percent) from three-point range ... He followed that up against Old Dominion with a 16-point, five-rebound, two-steal performance on Jan. 12.

OSASUMWEN OSAGHAE NOTES

■ Osaghae is a former walk-on who earned a scholarship during the summer of 2018.

■ Is averaging 9.1 points-per-game and leads the team in rebounding, grabbing 8.4 boards-per-game ... His rebounds-per-game average is also third in Conference USA, through Feb. 2 ... In addition, Osaghae is shooting 61.4 percent (70-for-114) from the field, tops on the team, and fourth in C-USA.

■ Osaghae is currently sixth in the nation in blocks, rejecting 2.9 per-contest, eighth in total blocks with 57, and 14th in offensive rebounds-per-game, grabbing 3.4 per-outing.

■ Has grabbed double-figure rebounds in four of the last seven games (9.9 rpg in last seven games), after grabbing 10-or-more just three times, during his career, prior to that stretch.

■ He recorded his first career double-double with a career-high tying 10 points and a career-best 12 rebounds against Johnson & Wales on Nov. 9.

■ Followed up his first career-double-double with his second-straight - in what was the best overall game of his FIU career, against Milwaukee on Nov. 13 ... Scored 10 points and grabbed a career-high 15 rebounds, to go along with four blocked shots ... He took over in the final 10 minutes scoring nine of his 10 points, grabbing six rebounds - including four offensive - and blocking two Milwaukee shots ... None of those points down the stretch were bigger than the three-point play that he converted with 11 seconds left in the game with the score tied at 83, and putting FIU up three, for good.

ALL-TIME FIU 100-POINT GAMES (100 POINTS SCORED BY FIU)

1982-83 (6)

Dec. 16	W	137-54 vs. Miami Christian
Dec. 28	W	105-91 vs. Missouri Baptist
Jan. 12	W	110-79 vs. Webber International
Jan. 15	L	114-107 (OT) vs. Florida Memorial
Feb. 5	W	127-85 vs. Palm Beach Atlantic
Feb. 8	W	106-77 vs. Florida Tech

1983-84 (1)

Jan. 25	W	105-74 vs. Palm Beach Atlantic
---------	---	--------------------------------

1985-86 (1)

Nov. 27	W	100-81 vs. Concordia (N.Y.)
---------	---	-----------------------------

1987-88 (1)

Nov. 30	W	113-103 vs. U.S. International
---------	---	--------------------------------

1988-89 (3)

Jan. 3	W	109-90 vs. Maryland Eastern Shore
Feb. 7	W	105-103 (2OT) vs. UCF
Feb. 11	W	107-89 vs. Northern Illinois

1989-90 (1)

Feb. 22	L	137-113 vs. U.S. International
---------	---	--------------------------------

1990-91 (1)

Jan. 14	W	106-94 vs. U.S. International
---------	---	-------------------------------

1995-96 (1)

Nov. 25	W	123-81 vs. Palm Beach Atlantic
---------	---	--------------------------------

1997-98 (7)

Dec. 6	W	101-90 vs. Akron
Jan. 3	W	106-88 vs. Jacksonville State
Jan. 17	W	103-80 vs. Campbell
Jan. 24	W	116-84 vs. Florida Atlantic
Jan. 31	W	101-80 vs. Stetson
Feb. 21	W	117-79 vs. Troy
Feb. 26	W	101-74 vs. Centenary (TAAC)

2004-05 (1)

Jan. 30	W	118-114 (5OT) vs. UALR
---------	---	------------------------

2018-19 (6)

Nov. 7	W	110-84 vs. Webber International
Nov. 9	W	117-47 vs. Johnson & Wales
Nov. 18	W	102-93 vs. Youngstown State
Nov. 23	W	104-82 vs. Ave Maria
Dec. 13	W	102-89 vs. North Florida
Dec. 20	W	108-87 vs. Florida Memorial

2018-19 FIU HONORS

BRIAN BEARD, JR.

■ Conference USA Player of the Week (Nov. 19)

■ Scored a then career-high 14 points on perfect shooting against Youngstown State on Nov. 18 ... Was 6-of-6 from the field and 2-for-2 from the free-throw line.

■ Had a career-high 18-point, seven-rebound, four block, and one assist game against North Florida on Dec. 13 ... Osaghae shot 72.7 percent (8-for-11) from the field in the win and was a perfect 2-for-2 from the free-throw line.

■ Had a 13-rebound performance at Ohio on Dec. 30, including six on the offensive glass, the second most of his collegiate career.

■ Had an impressive performance against Charlotte on Jan. 10, scoring 13 points on 5-for-6 (83.3 percent) shooting from the field and 3-for-4 (75.0 percent) from the free-throw line ... Osaghae also recorded a career-high seven blocked shots and career-best three steals to go along with seven rebounds.

■ Fell one-point shy of his third career double-double with a nine points to go along with 11 rebounds and six blocked shots against Old Dominion on Jan. 12.

■ Finally got that third-career double-double with a team-high 16 points and game-best 10 rebounds at WKU on Jan. 17 ... Shot 5-for-6 (83.3 percent) from the field and 6-for-10 (60.0 percent) from the free-throw line ... Also blocked two shots in the win over the Hilltoppers.

■ Logged his second-consecutive double-double, and the fourth of his career, with a 10-point, 15-rebound night at Marshall on Jan. 19 ... Was 4-for-7 (57.1 percent) from the field and 2-for-3 (66.7 percent) from the free-throw line against the Thundering Herd.

"O" QUIETLY & QUICKLY MOVING UP THE B.S. CHART

■ Osasumwen Osaghae has quietly moved his way up among FIU's all-time blocked shot leaders, however has done so quickly in just 51 career games, with 91 career blocks ... With his six rejections against LA Tech on Feb. 2, Osaghae surpassed Russell Hicks (90, 2007-08) to move into third on the school's blocked shots list ... In 20 games played this season, "O" has rejected 57 shots, topping the 34 blocks recorded in 31 games (33 in 2017-18) during his first two years.

FIU Career Blocked Shots Leaders

1. Adrian Diaz (2014-16)	192
2. Dwight Stewart (1988-93)	126
3. Osasumwen Osaghae (2016-present)	91
4. Russell Hicks (2007-08)	90
5. Tymell Murphy (2012-14)	83
6. Taurance Johnson (2001-04)	74

ANTONIO DAYE, JR. NOTES

■ Antonio Daye, Jr. is averaging 8.0 points-per-game, 2.7 assists and 2.7 rebounds-per-outing ... Daye, Jr. has come off the bench in 14 games, however has started the last nine ...

He has recorded double figures in seven of the last 10 games, an average 9.4 points-per-game during that stretch.

■ Earned his first career start against UAB on Jan. 5, and netted 13 points and grabbed three rebounds ... He followed that up with a 10-point effort while tying his career-high with four assists against Charlotte on Jan. 10.

■ Recorded a career-high 16 points, against Ave Maria on Nov. 23, on 4-of-8 shooting (50.0 percent) from the field and 8-for-11 (72.7 percent) from the free-throw line.

■ Had a 15-point, three-rebound, two-assist effort on Dec. 1, at Arkansas ... Daye, Jr. shot 50.0 percent (5-for-10) from the field and 5-for-10 (50.0 percent) from the line.

■ Posted his fifth-career double-figure performance of his short FIU career, with 11 points at Middle Tennessee on Jan. 3 ... Daye, Jr. was 5-for-7 (71.4 percent) from the field and a perfect 1-for-1 from the line ... Also had three assists, two rebounds and two steals against the Blue Raiders.

■ Was a key contributor in the Panthers come-from-behind win at WKU on Jan. 17 ... Scored 15 points, with 12 coming in the second half against the Hilltoppers ... Shot 50.0 percent (5-for-10) from the field and was 5-for-7 (71.4 percent) from the charity stripe ... Also had three rebounds and two steals.

■ Followed up his effort at WKU with another 15-point outing at Marshall on Jan. 19 ... Was 7-for-9 (77.8 percent) from the field in the loss to the Thundering Herd, to go along with a career-high five assists.

■ Daye, Jr. only netted four points to go along with three assists and a rebound against Ohio on Dec. 30, however, recorded a career-high five steals against the Bobcats.

■ Dished out a career-high seven assists, to go along with 10 points, five rebounds and a steal at FAU on Jan. 23.

WILLY NUNEZ, JR. NOTES

■ Is hoping to have an injury-free 2018-19 season after playing in only six games last season ... Logged 26.7 minutes-per-outing for the Panthers, averaging 12.7 points-per-game ... Scored in double figures in four of his six games for FIU, including a career-high 19 points against Florida National on Nov. 29, 2017 ... Also had 18 points against James Madison on Dec. 16, 2017.

■ Has scored double figures in 17 of his 28 games played for FIU, dating back to last season, with nine of those games being 16-or-more points.

■ Poured in a career-high 22 points on Dec. 20, against Florida Memorial ... Was 7-for-14 (50.0 percent) from the field, including 46.2 percent (6-for-13), and a perfect 2-for-2 from the free throw line.

■ Fell one-point shy of equaling his career-high, netting a 21-point night against Southern Miss on Jan. 31 ... Was 7-for-13 (53.8 percent) from the field with all of his attempts coming from behind the three-point arc.

■ Scored 19 points against Johnson & Wales on Nov. 9 ... Had an impressive shooting performance, hitting 60.0 percent of his shots from the floor (6-for-10), including 55.6 percent (5-for-9) from behind the three-point arc, and 2-for-2 from the free-throw line.

ISAIAH BANKS NOTES

■ Scored a season-high 14 points against Webber International, on Nov. 7, shooting 7-of-11 from the field (63.6 percent), to go along with five rebounds ... He followed that up with a 12-point, three-rebound, three-steal performance against Johnson & Wales on Nov. 9 ... Shot 66.7 percent (4-for-6) from the field, including 50.0 percent (2-for-4) from three-point range.

■ Banks also posted a 13-point performance against Columbia on Nov. 17, on 6-of-9 (66.7 percent) shooting from the field ... Also had an 11-point, six-rebound performance at Arkansas on Dec. 1, and 10-point performances against North Florida on Dec. 13, and Florida Memorial on Dec. 20.

■ An athletic backcourt player, Banks may be best known for his backboard-shattering dunk that made him an Internet sensation in January 2017 ... The play was ESPN Sportscenter's No. 1 Play of the Day on January 11, in addition to the No. 2 Dunk of the Year – second only to Spartanburg (S.C.) Day School, and current Duke phenomenon, Zion Williamson – and the No. 9 Play of the Year by MaxPreps ... Following his senior campaign, Banks was a first team all-state selection by the Georgia Coaches Association ... He was also named the Georgia-Alabama All-Star Game Slam Dunk Champion.

FIU PICKED 10TH IN C-USA PRESEASON POLL

■ The FIU Panthers were picked to finish 10th in the Conference USA preseason poll which was selected by the leagues 14 head coaches.

■ WKU picked up 8-of-14 first place votes claiming the top spot ... Defending Conference USA Tournament champion Marshall, who received five first place votes, was picked second, while Old Dominion, North Texas, and UTSA were slated third through fifth, respectively ... Louisiana Tech, Southern Miss, UAB, Middle Tennessee and the Panthers round out the top 10 ... The rest of the C-USA coaches poll is as follows: 11. UTEP, 12. Florida Atlantic, 13. Charlotte, and 14. Rice.

GETTING SOCIAL WITH THE PANTHERS

■ Fans are encouraged to follow @FIUHoops on Twitter, and "Like" FIU men's basketball on Facebook (www.facebook.com/FIUMensBBall) for the latest Panther basketball news ... Follow all of FIU's 18 athletic teams on Twitter (@FIUAthletics), Facebook (Facebook.com/FIUSports), YouTube (FIUPanthers), and Instagram (FIUathletics).

BRIAN BEARD, JR. BY THE NUMBERS

Brian Beard, Jr. has made a tremendous impact on the Panthers' program in a short period of time, and is on pace to be one of the schools all-time leaders in career points, assists and steals. Below is where the senior point guard ranks in the career record book and a list of some of his top performances.

FIU ALL-TIME ASSIST LEADERS

1. Carlos Arroyo (1997-01)	459
2. Brian Beard, Jr. (2017-present)	327
3. Dwight Stewart (1988-93)	264
4. Patrick McDonald (1982-86)	256
5. Carlos Morban (2001-04)	227

FIU ALL-TIME STEALS LEADERS

1. Carlos Morban (2001-03)	204
2. Carlos Arroyo (1997-01)	177
3. Dwight Stewart (1988-91)	172
4. Brian Beard, Jr. (2017-present)	160
5. Patrick McDonald (1982-86)	147

CAREER 20-PLUS POINT GAMES (in order by date; career-high in bold)

Dec. 11, 2017 at USF	28
Dec. 19, 2017 vs. Florida Gulf Coast	24
Jan. 11, 2018 at UTSA	20
Jan. 25, 2018 at Rice	22
Jan. 27, 2018 at North Texas	22
Feb. 1, 2018 vs. Southern Miss	23
Feb. 20, 2018 at Florida Atlantic	20

March 3, 2018 at Old Dominion	23
March 7, 2018 vs. Southern Miss (C-USA Tournament)	30
Nov. 11, 2018 vs. Webber International	20
Nov. 16, 2018 at Fordham	22
Nov. 17, 2018 vs. Columbia	26
Nov. 18, 2018 vs. Youngstown State	36
Nov. 28, 2018 at Florida Gulf Coast	21
Dec. 1, 2018 at Arkansas	21
Dec. 13, 2018 vs. North Florida	29
Jan. 3, 2019 at Middle Tennessee	28
Jan. 12, 2019 vs. Old Dominion	28

CAREER SEVEN-PLUS ASSIST GAMES (in order by date; career-high in bold)

Nov. 10, 2017 vs. Florida Memorial	7
Dec. 16, 2017 vs. James Madison	7
Dec. 19, 2017 vs. Florida Gulf Coast	7
Dec. 30, 2017 vs. Florida Atlantic	8
Jan. 6, 2018 vs. UAB	9
Jan. 11, 2018 at UTSA	8
Jan. 18, 2018 vs. Old Dominion	7
Jan. 20, 2018 vs. Charlotte	8
Feb. 3, 2018 vs. Louisiana Tech	10
Feb. 10, 2018 at WKU	7
Feb. 22, 2018 vs. North Texas	8
Feb. 24, 2018 vs. Rice	7
March 7, 2018 vs. Southern Miss (C-USA Tournament)	7
Nov. 7, 2018 vs. Webber International	9
Nov. 9, 2018 vs. Johnson & Wales	7
Nov. 13, 2018 vs. Milwaukee	7
Nov. 16, 2018 at Fordham	7
Nov. 17, 2018 vs. Columbia	10
Nov. 18, 2018 vs. Youngstown State	7
Jan. 3, 2019 at Middle Tennessee	7
Jan. 10, 2019 vs. Charlotte	7
Jan. 12, 2019 vs. Old Dominion	10
Jan. 23, 2019 at Florida Atlantic	9
Jan. 31, 2019 vs. Southern Miss	7
Feb. 2, 2018 vs. Louisiana Tech	9

CAREER FIVE-PLUS STEAL GAMES (in order by date; career-high in bold)

Dec. 2, 2017 vs. South Alabama	5
Dec. 11, 2017 at USF	6
Dec. 19, 2017 vs. Florida Gulf Coast	5
Dec. 22, 2017 vs. Hartford	6
Dec. 30, 2017 vs. Florida Atlantic	6
Feb. 3, 2018 vs. Louisiana Tech	5
Nov. 16, 2018 at Fordham	6
Dec. 1, 2018 at Arkansas	5
Dec. 30, 2018 at Ohio	5
Jan. 10, 2019 vs. Charlotte	5



BRIAN BEARD, JR. AMONG NCAA DIVISION I LEADERS (TOP 50) ...

2ND IN TOTAL STEALS (70)
4TH IN STEALS-PER-GAME (3.0)
9TH IN TOTAL ASSISTS (149)

11TH IN ASSISTS-PER-GAME (6.5)
22ND IN FT ATTEMPTS (160)
28TH IN FT MADE (116)

(THROUGH GAMES OF FEB 5)

FIU ALL-TIME IN OVERTIME

■ Overall Record: 24-43

■ Home: 11-16 (FIU Arena: 9-14)

■ Away: 9-20, Neutral: 4-6

Date	W/L	Opponent
Nov. 20, 1981	L	at Augusta 67, FIU 66 (2ot)
Jan. 18, 1982	W	FIU 81, at Florida Memorial 77
Feb. 18, 1982	W	at FIU 81, Florida Tech 73
Jan. 15, 1983	L	at Florida Memorial 114, FIU 107
Dec. 18, 1984	L	Fla. Southern 87, at FIU 84 (2ot)
Dec. 23, 1985	L	Cheyney 54, at FIU 53
Jan. 21, 1986	W	at FIU 79, St. Thomas 78
Dec. 18, 1986	W	at FIU 94, Dartmouth 89
Jan. 16, 1987	W	at FIU 95, UMES 93 (2ot)
Jan. 9, 1989	L	Arkansas State 88, at FIU 77
Feb. 7, 1989	W	FIU 105, at UCF 103 (2ot)
Feb. 25, 1989	L	at Nicholls State 91, FIU 81
Dec. 30, 1991	L	at Louisiana 104, FIU 93 (2ot)
Jan. 23, 1992	L	at SE Louisiana 81, FIU 79
Feb. 8, 1992	W	FIU 68, at Stetson 65
Jan. 14, 1993	W	FIU 69, at Georgia State 68
Feb. 20, 1993	L	at Centenary 84, FIU 81
March 3, 1994	L	Centenary 69, FIU 67
Dec. 10, 1994	L	VCU 76, at FIU 67
Jan. 21, 1995	L	Mercer 86, at FIU 76
March 3, 1995	W	FIU 65, SE La. 64
Feb. 5, 1996	W	at FIU 90, Jacksonville State 88

Feb. 29, 1996	W	FIU 58, Samford 55
Dec. 17, 1998	L	at Illinois-Chicago 78, FIU 70
Feb. 6, 1999	W	at FIU 73, Louisiana Tech 65
Nov. 20, 1999	L	Northern Illinois 98, at FIU 92
Dec. 18, 1999	L	St. Bonaventure 78, FIU 70
Dec. 23, 1999	L	Brigham Young 83, at FIU 75
Dec. 30, 2000	L	at North Texas 70, FIU 68
Jan. 16, 2001	L	at Arkansas State 57, FIU 56
Jan. 10, 2002	W	FIU 79, at North Texas 78
Nov. 26, 2002	W	FIU 68, at Princeton 65
Dec. 28, 2002	L	Duquesne 71, at FIU 68
Jan. 5, 2003	L	North Texas 94, at FIU 91
March 21, 2004	W	at FIU 63, New Orleans 58
Dec. 28, 2004	W	at FIU 74, Ohio 73
Jan. 11, 2005	L	at La Salle 74, FIU 72
Jan. 30, 2005	W	at FIU 118, UALR 114 (5ot)
Nov. 29, 2005	W	at FIU 69, USF 64 (2ot)
Dec. 20, 2005	L	at La Salle 70, FIU 61
Dec. 27, 2005	L	St. Bonaventure 69, FIU 65
Feb. 11, 2006	L	at Arkansas State 85, FIU 84
Feb. 28, 2007	L	at Florida Atlantic 91, FIU 88
Dec. 20, 2008	L	Tennessee-Martin 77, at FIU 76
Feb. 7, 2009	W	at FIU 80, Arkansas State 76
Dec. 20, 2009	W	FIU 80, at North Texas 70
Feb. 11, 2010	L	at South Alabama 69, FIU 65
Jan. 15, 2011	L	at Denver 79, FIU 70
Feb. 3, 2011	W	FIU 81, at Troy 80

Feb. 19, 2011	L	Florida Atlantic 80, at FIU 78
Nov. 14, 2011	W	FIU 79, George Mason
Jan. 14, 2012	L	at Louisiana 87, FIU 81
Feb. 23, 2012	L	Troy 75, FIU 70
Nov. 19, 2013	L	vs. Youngstown State 74, FIU 72
Jan. 2, 2014	L	at Florida A&M 93, FIU 88
Nov. 28, 2014	W	FIU 61, Wright State 59
Jan. 15, 2015	W	FIU 66, Marshall 62
Feb. 12, 2015	W	FIU 73, at Southern Miss 71
Nov. 22, 2015	L	vs. Oral Roberts 76, FIU 70
Dec. 6, 2015	L	vs. FGCU 84, FIU 76
Dec. 19, 2015	L	at Northern Illinois 78, FIU 75 (2ot)
Nov. 18, 2016	L	at South Alabama 69, FIU 64
Nov. 19, 2016	L	vs. Jacksonville 78, FIU 75
Nov. 30, 2016	L	at Elon 84, FIU 81
Jan. 12, 2017	L	at UTEP 88, FIU 87 (2ot)
Feb. 16, 2017	L	at Southern Miss 69, FIU 66
Nov. 12, 2017	L	vs. Stetson 70, FIU 64
Nov. 17, 2017	L	vs. Elon 95, FIU 87 (3ot)
Jan. 4, 2018	L	vs. Middle Tennessee 71, FIU 66
Jan. 27, 2018	L	at North Texas 69, FIU 67

THE LAST TIME FIU ...

Beat a Top 25 Team	Never	OPP scored 40 or less	11/13/15 vs. Trinity Baptist (39)	20+ turnovers	1/19/19 at Marshall (20)
Beat a Top 10 Team	Never	Consecutive OPP below 40	Never	OPP 25+ turnovers	12/18/18 vs. USF (33)
Beat a Top 5 Team	Never	OPP scored 10 or less in a half	Never	Player 40+ points	Never
Beat a C-USA Team by 20 or more	1/20/18 vs. Charlotte (79-59)	OPP shot below 30%	11/10/18 vs. Johnson & Wales (26.2) (16-61)	Player 35+ points	11/18/18 vs. Youngstown State (Brian Beard, Jr., 36)
Won in overtime	2/12/15 at Southern Miss (73-71)	Shot 60%+ FG	1/21/17 vs. UAB (65.3%) (32-49)	Player 30+ points	11/18/18 vs. Youngstown State (Brian Beard, Jr., 36)
Lost in overtime	1/27/18 at North Texas (69-67, ot)	Shot 60%+ FG in C-USA	1/21/17 vs. UAB (65.3%) (32-49)	3 players 20+ points	Never
Played double overtime	1/12/16 at UTEP (L, 88-87, 2ot)	Shot 50%+ FG in C-USA	1/19/19 at Marshall (53.8%) (42-78)	2 players 20+ points	1/3/19 at Middle Tennessee (Brian Beard, Jr., 28; Trejon Jacob 20)
Played triple overtime	11/17/17 vs. Elon (95-87, 3ot)	OPP shot 60%+	12/1/18 at Arkansas (60.9%) (42-69)	6+ players 10+ points	12/20/18 vs. Florida Memorial (6)
Came from +10 down to win	1/23/19 at FAU (-10, 18-8)	Shot 70%+ in a half	1/21/17 vs. UAB (75.0%) (18-24)	5+ players 10+ points	1/19/19 at Marshall (5)
Won non-conf road/neut game	11/28/18 at FGCU (81-80)	Shot 60%+ in a half	12/20/18 vs. Florida Memorial (61.5%) (24-39)	10 players 10+ minutes	12/20/18 vs. Florida Memorial (10)
Won C-USA road game	1/23/19 at FAU (78-74)	Shot under 30%	1/5/19 at UAB (27.3%)	Player 20+ rebounds	11/30/16 at Elon (Mike Kessens) (23)
Last at home	1/31/19 vs. Southern Miss (89-73)	Shot 60%+ from 3PT	1/21/17 vs. UAB (75.0%) (6-8)	Player 15+ rebounds	1/19/19 at Marshall (Osasunwen Osaghae, 15)
Last non-conf home	12/18/18 vs. USF (82-73)	Shot 50%+ from 3PT	2/3/18 vs. Louisiana Tech (50.0%) (9-17)	Player 10+ assists	1/12/19 vs. Old Dominion (Brian Beard, Jr., 10)
Scored 100+	12/20/18 vs. Florida Memorial (W, 108-67)	Shot 95%+ from FT	Never	Player 5+ steals	1/10/19 vs. Charlotte (Brian Beard, Jr., 5)
Allowed 100+	1/19/19 at Marshall (L, 105-97)	Shot 85%+ from FT	2/9/17 vs. Rice (88.2%) (15-17)	Player 5+ blocks	2/2/19 vs. LA Tech (Osasunwen Osaghae, 6)
Scored 90+	1/19/19 at Marshall (L, 105-97)	Shot 50% or less from FT	1/23/19 at FAU (44.4%) (8-18)	Player Triple-Double	3/7/15 vs. UAB (Adrian Diaz) (14 pts., 12 rbs., 13 blks.)
Allowed 90+	11/18/18 vs. Youngstown State (W, 102-93)	50+ rebounds	12/20/18 vs. Florida Memorial (50)		
Scored 80+	12/1/18 at Arkansas (L, 121-89)	45+ rebounds	2/27/16 vs. FAU (46)		
Scored 80+ in C-USA	3/1/18 at Charlotte (W, 89-83)	20+ offensive rebounds	12/1/18 at Arkansas (20)		
Scored under 50	2/14/15 at LA Tech (42-75)	20 or less rebounds	Never		
Scored under 40	1/16/14 vs. ODU (36-52)	OPP less than 20 rebounds	Never		
Scored 60+ in a half	12/20/18 vs. Florida Memorial (62)	15+ steals	12/30/18 at Ohio (18)		
Scored 50+ in a half	1/19/19 at Marshall (54)	10+ steals	1/10/19 vs. Charlotte (11)		
Bench scored 50+ points	11/10/18 vs. Johnson & Wales (63)	30+ assists	Never		
OPP scored 45 or less	12/29/15 vs. FAMU (65-45)	20+ assists	2/2/19 vs. Louisiana Tech (20)		
Consecutive OPP below 45	Never	5 or less turnovers	1/13/18 at UTEP (5)		

FIU CAREER HIGHS

0 - PHILLIP SMITH

Points	0
Rebounds	0
Assists	1 vs. Florida Memorial (12/20/18)
Steals	0
Blocked Shots	0
Minutes	4 vs. Florida Memorial (12/20/18)
Field Goals Made	0
Field Goal Attempts	1 vs. Florida Memorial (12/20/18)
Three-Point Field Goals Made	0
Three-Point Field Goals Attempted	1 vs. Florida Memorial (12/20/18)
Free Throws Made	0
Free Throw Attempts	1 vs. Florida Memorial (12/20/18)

1 - ISAIAH BANKS

Points:	17 vs. Elon (11/17/17)
Rebounds	6 at Arkansas (12/1/18)
Assists	4 vs. Southern Miss (1/31/19)
Steals	3, 3X last vs. Columbia (11/17/18)
Blocked Shots	1, 4X last at Arkansas (12/1/18)
Minutes	23, 3X last at Arkansas (12/1/18)
Field Goals Made	7 vs. Webber International (11/7/18)
Field Goal Attempts	11 vs. Webber International (11/7/18)
Three-Point Field Goals Made	4 vs. Elon (11/17/17)
Three-Point Field Goals Attempted	6 vs. Elon (11/17/17)
Free Throws Made	3, 2X last at Arkansas (12/1/18)
Free Throw Attempts	3, 2X last vs. Johnson & Wales (11/9/18)

2 - CORDELL VEIRA

Points	9 vs. Concordia-St. Paul (11/19/17)
Rebounds	4, 3X last vs. Johnson & Wales (11/9/18)
Assists	4 vs. Concordia-St. Paul (11/19/17)
Steals	2 vs. Florida Memorial (11/10/17)
Blocked Shots	2 at Florida Gulf Coast (11/28/18)
Minutes	39 vs. Concordia-St. Paul (11/19/17)
Field Goals Made	3 vs. Concordia-St. Paul (11/19/17)
Field Goal Attempts	8 vs. Concordia-St. Paul (11/19/17)
Three-Point Field Goals Made	3 vs. Concordia-St. Paul (11/19/17)
Three-Point Field Goals Attempted	4 vs. Concordia-St. Paul (11/19/17)
Free Throws Made	3 vs. Florida Memorial (12/20/18)
Free Throw Attempts	4, 2X last vs. Florida Memorial (12/20/18)

3 - TREJON JACOB

Points	38 vs. Florida Gulf Coast (12/19/17)
Rebounds:	9 vs. Stetson (11/12/17)
Assists	4 vs. Rice (2/24/18)
Steals	4, 2X last at Ohio (12/30/18)
Blocked Shots	2 at Milwaukee (11/18/17)
Minutes	42 vs. Middle Tennessee (1/4/18)
Field Goals Made	13 vs. Florida Gulf Coast (12/19/17)
Field Goal Attempts	21 at Rice (1/25/18)
Three-Point Field Goals Made	7 vs. Florida Gulf Coast (12/19/17)
Three-Point Field Goals Attempted	13, 2X last vs. Louisiana Tech (2/2/19)
Free Throws Made	7, 2X last at Florida Atlantic (2/17/18)
Free Throw Attempts	11 vs. Florida Gulf Coast (12/19/17)

4 - BRIAN BEARD, JR.

Points	36 vs. Youngstown State (1/18/18)
Rebounds	8, 3X last vs. North Florida (12/13/18)
Assists	10, 3X last vs. Old Dominion (1/12/19)
Steals	6, 6X last vs. Fordham (11/16/18)
Blocked Shots	1, 2X last vs. Florida Atlantic (1/26/19)
Minutes	47 vs. Elon (11/17/17)
Field Goals Made	10, 2X last vs. Southern Miss (3/7/18)
Field Goal Attempts	23 at Middle Tennessee (1/3/19)
Three-Point Field Goals Made	5 at Middle Tennessee (1/3/19)
Three-Point Field Goals Attempted	13 at Middle Tennessee (1/3/19)
Free Throws Made	16 vs. Youngstwn State (11/18/18)
Free Throw Attempts	20 vs. Youngstwn State (11/18/18)

5 - ANTONIO DAYE, JR.

Points	16 vs. Ave Maria (11/23/18)
Rebounds	8 vs. Webber International (11/7/18)
Assists	7 at Florida Atlantic (1/23/19)
Steals	5 at Ohio (12/30/18)
Blocked Shots	0
Minutes	35 at Florida Atlantic (1/23/19)
Field Goals Made	7 at Marshall (1/19/19)
Field Goal Attempts	11, 2X last vs. Southern Miss (1/31/19)
Three-Point Field Goals Made	2 vs. Southern Miss (1/31/19)
Three-Point Field Goals Attempted	5 vs. Southern Miss (1/31/19)
Free Throws Made	8 vs. Ave Maria (11/23/18)
Free Throw Attempts	11 vs. Ave Maria (11/23/18)

10 - DEVON ANDREWS

Points	23, 2X last at Marshall (1/19/19)
Rebounds	11 vs. Columbia (11/17/18)
Assists	4, 4X last vs. Louisiana Tech (2/2/19)
Steals	4, 3X last vs. Florida Memorial (12/20/18)
Blocked Shots	2 at Middle Tennessee (1/3/19)
Minutes	33 vs. Florida Atlantic (1/26/19)
Field Goals Made	11 at Marshall (1/19/19)
Field Goal Attempts	21 at Marshall (1/19/19)
Three-Point Field Goals Made	3 vs. Florida Atlantic (1/26/19)
Three-Point Field Goals Attempted	7 at Ohio (12/30/18)
Free Throws Made	9 at UAB (1/5/19)
Free Throw Attempts	12 at UAB (1/5/19)

15 - JAMES AMETEPE

Points	8 vs. Ave Maria (11/23/18)
Rebounds	5 vs. Ave Maria (11/23/18)
Assists	0
Steals	1 vs. Ave Maria (11/23/18)
Blocked Shots	1 vs. Johnson & Wales (11/7/18)
Minutes	9, 2X last vs. Ave Maria (11/23/18)
Field Goals Made	3 vs. Ave Maria (11/23/18)
Field Goal Attempts	7 vs. Ave Maria (11/23/18)
Three-Point Field Goals Made	0
Three-Point Field Goals Attempted	0
Free Throws Made	2 vs. Ave Maria (11/23/18)
Free Throw Attempts	2 vs. Ave Maria (11/23/18)

FIU CAREER HIGHS

20 - WILLY NUNEZ, JR.

Points	22 vs. Florida Memorial (12/20/18)
Rebounds	7 vs. Webber International (11/7/18)
Assists	3, 2X last vs. Johnson & Wales (11/7/18)
Steals	2, 4X last at WKU (1/17/19)
Blocked Shots	1, 3X last vs. Milwaukee (11/13/18)
Minutes	32 at North Florida (12/13/17)
Field Goals Made	7, 4X last vs. Southern Miss (1/31/19)
Field Goal Attempts	15 at North Florida (12/13/17)
Three-Point Field Goals Made	7 vs. Southern Miss (1/31/19)
Three-Point Field Goals Attempted	13, 2X last vs. Southern Miss (1/31/19)
Free Throws Made	4, 3X last vs. USF (12/18/18)
Free Throw Attempts	5, 4X last vs. North Florida (12/13/18)

22 - ELHADJI DIENG

Points	8 vs. North Florida (12/13/18)
Rebounds	8 vs. Florida Atlantic (12/30/30)
Assists	1, 5X last vs. Florida Memorial (12/20/18)
Steals	1, 6X last at Florida Atlantic (1/23/19)
Blocked Shots	2, 4X last vs. Charlotte (1/20/18)
Minutes	22 vs. Stetson (11/12/17)
Field Goals Made	3, 3X last vs. North Florida (12/13/18)
Field Goal Attempts	5, 3X last vs. North Florida (12/13/18)
Three-Point Field Goals Made	0
Three-Point Field Goals Attempted:	0
Free Throws Made	4 at UTSA (1/11/18)
Free Throw Attempts	6 vs. Johnson & Wales (11/7/18)

31 - MICHAEL DOUGLAS

Points	19 at UTEP (1/13/18)
Rebounds	10 at UTEP (1/13/18)
Assists	3 vs. Johnson & Wales (11/9/18)
Steals	3, 3X last at North Texas (2/27/18)
Blocked Shots	2, 3X last vs. Johnson & Wales (11/9/18)
Minutes	38, 2X last vs. Southern Miss (3/7/18)
Field Goals Made	8 at UTEP (1/13/18)
Field Goal Attempts	14 at UTEP (1/13/18)
Three-Point Field Goals Made	4, 2X last vs. North Texas (2/22/18)
Three-Point Field Goals Attempted	8 at Old Dominion (3/3/18)
Free Throws Made	7, 2X last vs. FGCU (12/19/17)
Free Throw Attempts	10, 2X last vs. FGCU (12/19/17)

34 - OSASUMWEN OSAGHAE

Points	18 vs. North Florida (12/13/18)
Rebounds	15, 2X last at Marshall (1/19/19)
Assists	1, 3X last at WKU (1/17/19)
Steals	3 vs. Charlotte (1/10/19)
Blocked Shots	7 vs. Charlotte (1/10/19)
Minutes	35 vs. Old Dominion (1/12/19)
Field Goals Made	8 vs. North Florida (12/13/18)
Field Goal Attempts	12 at UTSA (1/11/18)
Three-Point Field Goals Made	0
Three-Point Field Goals Attempted	1 vs. Johnson & Wales (11/7/18)
Free Throws Made	7 vs. Florida Atlantic (1/26/19)
Free Throw Attempts	12 at UTSA (1/11/18)

NOV. 7, 2018 | VS. WEBBER INTERNATIONAL | MIAMI, FLA.

Official Basketball Box Score - Game Totals - Final Statistics
Webber International vs FIU
11/07/18 7:00 p.m. at Miami, Fla.

Webber International 84 - 2-1

#	Player	Total	3-Ptr	Rebounds	PF	TP	A	TO	Blk	Stl	Min			
		FG-FGA	FG-FGA	FT-FTA	Off	Def	Total							
03	Tommie Luke	* 5-13	0-2	3-7	1	5	6	3	13	2	4	0	0	20
04	Simon Francis	* 2-10	0-4	2-2	6	5	11	2	6	5	3	1	1	23
06	Malik Morrow	* 5-11	4-9	0-0	1	4	5	1	14	0	5	0	0	28
14	Kevin Grace	* 3-8	1-5	5-5	1	4	5	3	12	0	0	0	0	24
21	Rashawn Etienne	* 2-11	1-6	2-2	3	2	5	2	7	3	4	0	0	26
00	Orlando Fletcher	0-0	0-0	0-0	0	1	1	0	0	0	0	0	0	3
03	Nicholas Blocker	0-1	0-0	1-4	0	2	2	3	1	1	5	0	2	8
12	Nicholas Toledo	1-4	0-1	4-6	0	1	1	3	6	1	1	0	1	19
20	Nikita Orap	0-2	0-0	0-0	0	1	1	0	1	0	1	0	0	7
22	Herman Robinson	1-1	0-0	0-0	0	0	0	2	2	0	1	0	0	6
23	Garrett Woodmansee	5-7	3-5	1-2	0	6	6	1	14	0	0	0	0	13
24	Jonathan Phillistin	2-3	0-1	4-6	1	2	3	1	8	2	2	0	1	16
33	Georges Darvlien	0-3	0-1	1-2	0	2	2	0	1	0	0	0	0	5
Team					2	2	4							
Totals		26-74	9-36	23-36	15	37	52	22	84	15	26	1	5	200
FG % 1st Half: 15-39 38.5%		2nd half: 11-25 31.4%		Game: 26-74 35.1%		Deadball Rebounds								
3FG % 1st Half: 4-22 18.2%		2nd half: 3-14 21.4%		Game: 9-36 25.0%		9								
FT % 1st Half: 6-10 60.0%		2nd half: 17-26 65.4%		Game: 23-36 63.9%										

FIU 110 - 1-0

#	Player	Total		3-Ptr		Rebounds			PF	TP	A TO Blk Stl			Min
		FG-FGA	FG-FGA	FT-FTA	Off Def Tot	PF	TP							
03	JACOB, Trejon	* 7-12	4-7	1-3	0	3	3	2	19	0	1	1	1	19
04	BEARD, JR., Brian	* 8-15	2-6	2-6	0	6	6	1	20	9	3	0	4	26
10	ANDREWS, Devon	* 9-13	2-3	2-3	4	1	5	1	23	4	3	1	1	22
11	BURWELL, Marcus	* 3-7	0-3	3-4	0	2	2	3	9	1	1	0	2	20
22	DIENG, Elhadji	* 0-0	0-0	0-1	0	2	2	1	0	1	0	1	0	10
01	BANKS, Isaiah	* 7-11	0-4	0-4	3	2	5	3	14	1	1	0	1	23
02	VEIRA, Cordell	* 1-2	0-1	1-2	0	4	4	3	3	1	2	1	1	13
05	DAYE, JR., Antonio	* 6-11	0-1	2-3	1	7	8	4	14	3	2	0	2	18
15	AMETEP, James	* 1-2	0-0	0-0	0	0	0	2	2	0	0	0	0	5
20	NUNEZ, JR., Willy	* 1-7	1-7	1-2	1	6	7	2	4	0	3	1	2	21
31	DOUGLAS, Michael	* 1-3	0-1	0-0	0	1	1	4	2	1	0	0	0	14
34	OSAGHAE, Osasumwen	* 0-2	0-0	0-0	2	2	4	0	0	1	2	2	2	9
Team					2	1	3							
Totals		44-85	9-32	13-30	13	37	50	30	110	21	17	7	16	200
FG % 1st Half: 22-44 50.0%		2nd half: 22-42 52.4%		Game: 44-85 51.8%		Deadball Rebounds 8								
3FG % 1st Half: 5-18 27.8%		2nd half: 4-14 28.6%		Game: 9-32 28.1%										
FT % 1st Half: 8-18 44.4%		2nd half: 5-12 41.7%		Game: 13-30 43.3%										

Officials: Jeff Pott, Brandon Hiers, Antonio Vargas
Technical fouls: Webber International-None, FIU-None.
Attendance: 877
Flagrant 1 Foul on WLU's Blocker at 9:01 (2nd)

Score by periods	1st	2nd	Total
Webber International	42	42	84
FIU	57	53	110

Lost FO - WUWBB 2nd-00:51, FIUW 2nd-00:15.
Largest lead - WUWBB None, FIUW by 27 2nd-00:15.
WUWBB led for 00:00, FIUW led for 39:50, Game was tied for 00:00.

Points	In	Off	2nd	Fast	Bench
WUWBB	32	27	9	4	32
FIUW	70	32	11	38	39

Score tied - 0 times.
Lead changed - 0 times.

NOV. 9, 2018 | VS. JOHNSON & WALES | MIAMI, FLA.

Official Basketball Box Score - Game Totals - Final Statistics
Johnson & Wales vs FIU
11/09/18 7:45 PM at Ocean Bank Convention Center

Johnson & Wales 47 - 0-3

#	Player	Total	3-Ptr	Rebounds	PF	TP	A	TO	Blk	Stl	Min
		FG-FGA	FG-FGA	FT-FTA	Off Def Tot						
02	Dwayne Adams	* 2-6	0-0	4-4	0 3 3	2	8	4	7	0	27
03	Michael Stuart	* 3-10	2-7	0-0	0 0 0	1	8	3	0	0	35
04	Jackneon Joseph	* 0-6	0-4	3-3	2 2 4	3	3	0	3	0	20
20	David Joachim	* 3-5	2-3	0-0	2 2 4	4	8	0	2	0	13
31	Gustav Ling	* 3-6	1-4	0-1	1 4 5	5	7	1	2	2	13
05	Quadir Johnson	* 0-2	0-0	0-0	1 0 1	1	0	0	0	0	4
10	Dylan McHugh	* 2-7	2-7	0-0	1 3 4	0	6	0	0	0	28
11	Sidney Alcona	* 0-5	0-5	0-0	0 3 3	1	0	1	2	0	9
12	Jordan Martin	* 0-2	0-0	0-0	0 0 0	0	1	0	0	0	5
14	Justin Walker	* 1-7	0-2	0-0	0 1 1	1	2	0	0	0	16
21	Sebastian Paig	* 0-1	0-1	0-0	0 0 0	0	0	0	0	0	6
22	Willem Vermeylen	* 0-2	0-0	0-0	1 3 4	2	0	0	1	2	18
23	Tristan Stephens	* 2-2	0-0	1-2	1 3 4	4	5	1	6	0	14
Team					4 1 5					4	
Totals		16-61	7-33	8-10	13 25 38	25	47	10	29	4 5	200
FG % 1st Half: 9-32 28.1%		2nd half: 7-29 24.1%		Game: 16-61 26.2%		Deadball Rebounds 0					
3FG % 1st Half: 4-16 25.0%		2nd half: 3-17 17.6%		Game: 7-33 21.2%							
FT % 1st Half: 5-6 83.3%		2nd half: 3-4 75.0%		Game: 8-10 80.0%							

FIU 117 - 2-0

FIG 11.7 • 2-0														
		Total		3-Ptr		Rebounds								
#	Player	FG-FGA	FG-FGA	FT-FTA	Off	Def	Tot	PF	TP	A	To	Blk	Stl	Min
03	JACOB, Trejon	* 2-7	0-4	2-3	2	1	3	1	6	1	2	0	4	17
04	BEARD, JR., Brian	* 4-8	3-4	3-4	0	3	3	1	14	7	1	0	4	22
10	ANDREWS, Devon	* 8-8	2-2	4-4	1	1	2	0	20	0	1	0	1	15
11	BURWELL, Marcus	* 4-11	1-6	1-2	0	3	3	1	10	6	1	0	2	20
22	DIENG, Elhadji	* 1-1	0-0	2-6	1	1	2	1	4	0	0	0	0	9
01	BANKS, Isaiah	* 4-6	2-4	2-3	0	3	3	2	12	1	1	0	3	18
02	VEIRA, Cordell	* 2-4	1-3	0-0	0	4	4	0	5	1	0	1	0	16
05	DAYE, JR., Antonio	* 4-8	0-1	4-7	2	3	5	3	12	4	3	0	1	20
15	AMETEP, James	* 1-4	0-0	0-0	1	1	2	1	2	0	0	1	0	9
20	NUNEZ, JR., Willy	* 6-10	5-9	2-2	0	3	3	0	19	3	0	0	0	19
31	DOUGLAS, Michael	* 1-5	0-3	1-2	2	2	4	1	3	0	0	2	0	17
34	OSAGHAE, Osasumwen	* 4-6	0-1	2-4	5	7	12	1	10	0	0	3	0	18
Team					5	2	7				1			
Totals		41-78	14-37	21-37	19	34	53	12	117	26	10	7	13	200
FG % 1st Half: 24-39 61.5% 2nd half: 17-39 43.6% Game: 41-78 52.6% Deadball Rebounds 9														
3FG % 1st Half: 7-16 43.8% 2nd half: 7-21 33.3% Game: 14-37 37.8%														
FT % 1st Half: 15-23 65.2% 2nd half: 6-14 42.9% Game: 21-37 56.8%														

Officials: Kevin Mathis, Josue Nieves, Shane Land
Technical fouls: Johnson & Wales-None, FIU-None.
Attendance: 719

Score by periods	1st	2nd	Total
Johnson & Wales	27	20	47
FIU	70	47	117

Lost FO - JWUM 2nd-01:31, FIUW 2nd-01:14.
Largest lead - JWUM None, FIUW by 70 2nd-01:46.
JWUM led for 00:00, FIUW led for 39:17, Game was tied for 00:48.

Score tied - 1 time.
Lead changed - 0 times.

NOV. 13, 2018 | VS. MILWAUKEE | MIAMI, FLA.

Official Basketball Box Score - Game Totals - Final Statistics
Milwaukee vs FIU
11-13/18 7 p.m. at Ocean Bank Convention Center, Miami, FL

Milwaukee 83 - 0-3

		Total	3-Ptr	Rebounds										
#	Player	FG-FGA	FT-FTA	Off	Def	Total	PF	TP	A	TO	Blk	Stl	Min	
01	ABRAM, DeAndre	* 5-13	1-5	0-0	2	13	15	1	11	0	3	3	1	34
02	ARTHUR-WILLIAMS, B.	* 0-0	0-0	0-0	0	0	0	2	0	0	0	0	2	3
12	ALLEN, Amir	* 2-2	0-0	1-1	1	2	3	1	5	0	1	1	0	9
13	WRIGHT, Jake	* 3-7	3-7	0-0	0	1	1	2	9	1	4	1	0	38
20	ROY, Darius	* 7-19	2-5	3-4	1	5	6	2	19	5	3	0	2	38
04	BARNES, Bryce	2-7	0-0	2-4	1	0	1	3	6	1	4	0	2	23
04	SESSOMS, Wil	7-9	0-0	3-5	6	3	9	3	17	0	1	1	1	16
05	WARREN-NEWSOME, C.	4-8	0-1	2-3	0	7	7	4	10	5	2	0	1	26
11	JOHNSON, Vance	2-5	0-0	2-4	1	2	3	5	6	0	3	0	0	13
25	MADGE, Jamar	0-0	0-0	0-0	0	0	0	0	0	0	0	0	0	0+
Team					3	2	5				1			
Totals		32-70	6-18	13-21	15	35	50	23	83	12	22	6	9	200
FG 1st Half: 19-41		46.3%	2nd half: 13-29	44.8%	Game: 32-70		45.7%	Deadball						
3FG 1st Half: 5-10		50.0%	2nd half: 1-8	12.5%	Game: 6-18		33.3%	Rebounds						
FT 1st Half: 7-10		70.0%	2nd half: 6-11	54.5%	Game: 13-21		61.9%	2						

NOV. 17, 2018 | VS. COLUMBIA | BRONX, N.Y.

Official Basketball Box Score -- Game Totals -- Final Statistics
FIU vs Columbia
11/17/18 6:00 pm at

FIU 98 • 3-1

#	Player	Total		3-Ptr		Rebounds			PF	TP	A		To	Blk	Stl	Min
		FG-FGA	FG-FGA	FT-FTA	Off Def Tot											
01	Banks,Isaiah	6-9	1-3	0-3	1 0 1	3	13	0	0	0	3	18				
02	Veira,Cordell	1-1	1-1	0-0	0 0 0	0	3	1	1	0	0	6				
03	Jacob,Trejon	4-9	2-6	1-2	0 6 6	0	11	1	2	0	1	27				
04	,Brian Beard Jr	7-17	1-4	11-18	0 6 6	2	26	10	3	0	3	33				
05	Antonio Daye,Jr	0-2	0-0	1-2	2 2 4	2	1	1	3	0	0	15				
10	Andrews,Devon	6-12	1-2	4-4	0 11 11	3	17	2	2	1	2	28				
11	Burwell,Marcus	0-0	0-0	0-0	0 0 0	4	0	0	0	0	0	7				
20	,Wily Nunez Jr	5-12	4-11	1-2	2 3 5	0	15	0	1	0	0	27				
22	Dieng,Elhadji	0-0	0-0	0-0	0 0 0	4	0	0	1	0	0	7				
31	Douglas,Michael	0-1	0-0	0-0	0 0 0	2	0	0	0	0	0	9				
34	Osaghae,Osasumwen	5-6	0-0	2-5	5 4 9	5	12	1	1	3	0	23				
Team					0 0 0											
Totals		34-69	10-27	20-36	10 32 42	25	98	16	14	4	9	200				

FG % 1st Half: 15-29 51.7% 2nd half: 19-40 47.5% Game: 34-69 49.3%
 3FG % 1st Half: 5-13 38.5% 2nd half: 5-14 35.7% Game: 10-27 37.0%
 FT % 1st Half: 8-14 57.1% 2nd half: 12-22 54.5% Game: 20-36 55.6%

Deadball
Rebounds
10,1

Columbia 87 • 0-3

#	Player	Total		3-Ptr		Rebounds			PF	TP	A		To	Blk	Stl	Min
		FG-FGA	FG-FGA	FT-FTA	Off Def Tot											
04	Hunter, Rodney	2-3	0-0	2-7	1 6 7	4	6	2	2	1	0	24				
22	Nweke, Ike	2-6	0-0	4-6	2 2 4	1	8	0	1	1	0	21				
15	Stefanini, Gabe	12-17	5-9	4-4	1 3 4	5	33	4	3	0	2	28				
21	Smith, Mike	3-11	0-4	1-2	0 0 0	4	7	4	4	0	3	30				
33	Bibbs, Tai	2-10	1-5	1-2	4 0 4	2	6	1	0	0	0	20				
03	Tape, Patrick	3-4	0-0	5-6	2 4 6	1	11	1	0	1	0	16				
10	Adlesh, Quinton	2-8	2-6	0-0	0 3 3	3	6	3	2	0	0	19				
12	Barba, Peter	0-1	0-1	0-0	0 0 0	1	0	0	0	0	0	8				
13	Brumant, Randy	0-0	0-0	0-0	0 6 6	4	0	2	2	1	0	15				
20	Killingsworth, Jake	2-5	2-2	1-2	0 5 5	2	7	1	0	0	0	17				
32	Ellis, Maka	1-1	1-1	0-0	0 0 0	0	3	0	0	0	0	2				
Team					0 0 0											
Totals		29-66	11-28	18-29	10 29 39	27	87	18	14	4	5	200				

FG % 1st Half: 14-34 41.2% 2nd half: 15-32 46.9% Game: 29-66 43.9%
 3FG % 1st Half: 6-14 42.9% 2nd half: 5-14 35.7% Game: 11-28 39.3%
 FT % 1st Half: 7-10 70.0% 2nd half: 11-19 57.9% Game: 18-29 62.1%

Deadball
Rebounds
5,2

Officials: Mike Millone, Matt Oblas, Guy Pagano

Technical fouls: FIU-None. Columbia-None.

Attendance: 1834

2018 Johnny Bach Classic

Score by periods	1st	2nd	Total
FIU	43	55	98
Columbia	41	46	87

Points	In	Off	2nd	Fast	Bench
FIU	46	21	10	23	98
COL	30	10	9	3	27

Last FG - FIU 2nd-00:34, COL 2nd-02:26.
 Largest lead - FIU by 11 2nd-00:34, COL by 10 1st-16:42.
 FIU led for 21:19, COL led for 16:04. Game was tied for 02:37.

Score tied - 5 times.
 Lead changed - 3 times.

NOV. 23, 2018 | VS. AVE MARIA | MIAMI, FLA.

Official Basketball Box Score -- Game Totals -- Final Statistics
Ave Maria vs FIU
11-23-18 5 p.m. at Ocean Bank Convocation Center, Miami, FL

Ave Maria 84 • 6-3

#	Player	Total		3-Ptr		Rebounds			PF	TP	A		To	Blk	Stl	Min
		FG-FGA	FG-FGA	FT-FTA	Off Def Tot											
01	GRUIJIC,JOVAN	5-6	1-1	3-4	3 3 6	4	14	1	0	1	0	21				
11	BATES,ROMELLO	8-12	0-1	0-2	2 7 9	1	16	8	7	0	2	38				
15	BEHREND,LEO	4-11	3-7	2-2	1 6 7	3	13	2	5	1	0	23				
20	RICCIO,GIANPAOLO	4-9	3-6	2-3	1 4 5	3	13	1	4	0	1	31				
23	STEEL,JEFFREY	2-5	1-3	1-2	2 2 4	3	6	0	4	0	0	29				
02	BRANKOV,NEMANJA	5-9	0-0	0-0	0 8 8	3	10	1	4	0	0	19				
00	WATTS,CAELAN	1-4	1-2	0-0	0 1 1	4	3	0	1	0	0	13				
22	SULLIVAN, GREENAN	4-7	1-2	0-0	0 2 2	3	9	1	6	0	2	23				
23	MENENDEZ,CHRISTIAN	0-1	0-0	0-0	0 1 1	0	0	0	0	0	0	3				
Team					0 2 2		1									
Totals		33-64	10-22	8-13	9 36 45	24	84	14	32	2	5	200				

FG % 1st Half: 18-28 64.3% 2nd half: 15-36 41.7% Game: 33-64 51.6%
 3FG % 1st Half: 6-10 60.0% 2nd half: 4-12 33.3% Game: 10-22 45.5%
 FT % 1st Half: 6-8 75.0% 2nd half: 2-5 40.0% Game: 8-13 61.5%

Deadball
Rebounds
2

FIU 104 • 6-1

#	Player	Total		3-Ptr		Rebounds			PF	TP	A		To	Blk	Stl	Min
		FG-FGA	FG-FGA	FT-FTA	Off Def Tot											
20	NUNEZ, JR., Willy	5-9	4-7	2-2	0 1 1	1	16	2	1	0	2	28				
22	DIENG, Elhadji	3-5	0-0	1-3	2 3 5	4	7	0	1	0	0	11				
03	JACOB, Trejon	8-11	5-7	0-0	1 3 4	1	21	0	0	1	3	24				
04	BEARD, JR., Brian	7-13	0-4	4-4	0 0 0	0	18	6	2	0	3	29				
11	BURWELL, Marcus	2-7	0-3	2-3	1 5 6	0	6	5	2	0	1	23				
01	BANKS, Isaiah	3-7	0-2	0-1	0 0 0	3	6	0	1	0	1	21				
02	VEIRA, Cordell	2-2	0-0	0-0	1 0 1	1	4	0	1	0	0	10				
05	DAYE, JR., Antonio	4-8	0-0	8-11	0 3 3	1	16	3	2	0	4	22				
15	AMETEPE, James	3-7	0-0	2-2	2 3 5	4	8	0	2	0	1	9				
31	DOUGLAS, Michael	1-6	0-2	0-1	0 5 5	3	2	0	2	1	0	23				
Team					0 2 2											
Totals		38-75	9-25	19-27	7 25 32	18	104	16	14	2	15	200				

FG % 1st Half: 19-37 51.4% 2nd half: 19-38 50.0% Game: 38-75 50.7%
 3FG % 1st Half: 7-14 50.0% 2nd half: 2-11 18.2% Game: 9-25 36.0%
 FT % 1st Half: 8-13 61.5% 2nd half: 11-14 78.6% Game: 19-27 70.4%

Deadball
Rebounds
2

Officials: Bill Jacobson, Josue Nieves, Shane Land

Technical fouls: Ave Maria-None. FIU-None.

Attendance: 545

Score by periods	1st	2nd	Total
Ave Maria	48	36	84
FIU	53	51	104

Points	In	Off	2nd	Fast	Bench
AMUM	42	16	12	15	22
FIUM	58	43	8	29	36

Last FG - AMUM 2nd-00:07, FIUM 2nd-00:51.
 Largest lead - AMUM by 5 1st-16:38, FIUM by 26 2nd-05:16.
 AMUM led for 08:26, FIUM led for 27:38. Game was tied for 03:36.

Score tied - 8 times.
 Lead changed - 16 times.

NOV. 18, 2018 | VS. YOUNGSTOWN STATE | BRONX, N.Y.

Official Basketball Box Score -- Game Totals -- Final Statistics
Youngstown St. vs FIU
11-18-18 12:00 pm at

Youngstown St. 93 • 2-4

#	Player	Total		3-Ptr		Rebounds			PF	TP	A		To	Blk	Stl	Min
		FG-FGA	FG-FGA	FT-FTA	Off Def Tot											
23	Olamide Pedersen	1-2	0-0	1-4	4 1 5	3	3	0	1	0	0	8				
33	Naz Bohannon	4-8	0-1	1-2	5 5 10	0	9	4	2	1	0	33				
03	Darius Quisenberry	8-17	3-8	2-3	0 1 1	5	21	3	4	0	1	30				
22	Devin Morgan	1-5	0-4	0-0	0 1 1	4	2	0	6	0	0	18				
32	Garrett Covington	3-5	1-2	2-4	0 4 4	2	9	2	4	0	4	20				
00	Antwan Maxwell	1-5	0-2	1-1	0 0 0	2	3	0	0	1	0	10				
01	Atiba Taylor	2-3	0-1	0-1	0 2 2	1	4	2	2	0	0	8				
02	Jelani Simmons	2-6	1-4	0-0	4 0 4	2	5	2	1	0	1	15				
05	Kendale Hampton	0-0	0-0	2-3	1 2 3	3	2	1	1	0	0	9				
13	Donel Cathcart	9-14	4-7	5-5	1 3 4	2	27	1	1	0	1	24				
21	Noe Anabir	3-4	0-0	0-0	5 1 6	3	6	1	1	0	1	16				
31	Michael Akuckie	0-2	0-2	0-0	0 2 2	1	0	0	0	0	0	5				
42	Alex Holcombe	1-1	0-0	0-0	0 0 0	0	2	0	0	0	0	4				
Team					2 1 3											
Totals		35-72	9-31	14-23	22 23 45	28	93	16	23	2	8	200				

FG %

DEC. 1, 2018 | AT ARKANSAS | FAYETTEVILLE, ARK.

Official Basketball Box Score -- Game Totals -- Final Statistics
 FIU vs Arkansas
 12/01/18 7:00 pm at Fayetteville, Ark. - Bud Walton Arena

FIU 89 • 7-2

#	Player		Total	3-Ptr	Rebounds										
			FG-FGA	FG-FGA	FT-FTA	Off	Def	Total	PF	TP	A	To	Bk	Stl	Min
00	ANDREWS, Devon	f	2-7	0-1	0-0	1	2	3	4	4	1	1	0	1	16
22	DIENG, Elhadji	c	1-2	0-0	0-0	2	1	3	5	2	0	3	1	0	11
03	JACOB, Trejon	g	9-18	2-6	0-1	2	6	8	0	20	2	1	0	0	36
04	BEARD, JR., Brian	g	5-15	1-7	10-12	3	5	8	4	21	6	1	0	5	32
20	NUNEZ, JR., Willy	g	4-14	3-13	2-2	0	2	2	0	13	0	0	0	0	28
01	BANKS, Isaiah	g	4-10	0-5	3-7	5	1	6	3	11	1	1	1	0	23
02	VEIRA, Cordell	g	0-3	0-2	0-0	0	0	0	1	0	2	1	0	1	10
05	DAYE, JR., Antonio	g	5-10	0-1	5-10	1	2	3	3	15	2	4	0	0	26
15	AMETEPE, James	g	1-1	0-0	0-0	0	0	0	2	2	0	0	0	0	3
31	DOUGLAS, Michael	g	0-3	0-2	1-2	1	3	4	5	1	2	2	0	1	15
Team						5	1	6							
Totals			31-83	6-37	21-34	20	23	43	27	89	16	14	2	8	200
FG % 1st Half: 10-35			28.6%	2nd half: 21-48			43.8%	Game: 31-83			37.3%	Deadball Rebounds			
3FG % 1st Half: 3-18			16.7%	2nd half: 3-19			15.8%	Game: 6-37			16.2%	5.1			
FT % 1st Half: 12-17			70.6%	2nd half: 9-17			52.9%	Game: 21-34			61.8%				

Arkansas 121 • 5-1

#	Player	Total		3-Ptr		Rebounds					PF	TP	A	To	Bk	Stl	Min
		FG-FGA	FG-FGA	FT-FTA	Off	Def	Total										
02	Adrio Bailey	f	4-6	0-0	2-4	0	4	4	5	10	1	0	4	1	1	16	
10	Daniel Gafford	f	9-12	0-0	5-8	4	8	12	4	23	0	3	4	1	23		
01	Isaiah Joe	g	11-14	10-13	2-2	0	2	2	2	34	3	1	0	2	28		
05	Jalen Harris	g	2-6	0-1	5-6	0	3	3	2	9	10	1	0	0	26		
13	Mason Jones	g	5-8	2-4	7-9	1	9	10	3	19	3	3	0	1	25		
00	Desi Sills	g	3-4	0-1	1-2	1	2	3	3	7	5	3	0	1	19		
11	K. Embery-Simpson	g	3-5	1-3	0-2	0	3	3	1	7	3	2	0	2	18		
15	Jonathan Holmes	g	0-1	0-1	0-0	0	0	0	0	0	0	0	0	0	3		
22	Gabe Osabuohien	g	1-4	0-1	1-4	1	4	5	4	3	1	1	1	0	19		
24	Ethan Henderson	g	1-1	0-0	1-2	0	1	1	0	3	0	0	0	1	4		
25	Jordan Phillips	g	2-6	0-1	0-0	1	1	2	2	4	0	0	0	0	9		
35	Reggie Chaney	g	1-2	0-0	0-0	0	0	0	2	2	0	0	2	1	10		
Team						2	3	5									
Totals			42-69	13-25	24-39	10	40	50	28	121	26	14	11	10		200	
FG % 1st Half: 21-38		55.3%	2nd half: 21-31		67.7%	Game: 42-69		60.9%	3FG % 1st Half: 7-15		46.7%	2nd half: 6-10		60.0%	Game: 13-25		52.0%
FT % 1st Half: 9-14		64.3%	2nd half: 15-25		60.0%	Game: 24-39		61.5%	Deadball Rebounds		8						

Officials: Pat Adams, Will Howard, K.B. Burdett Jr.
 Technical fouls: FIU-None. Arkansas-None.
 Attendance: 13763
 Tickets Scanned: 8,920
 Fouled out: FIU #22, Dieng (9:49 2H); #31, Douglas (7:19 2H)
 Arkansas #02, Bailey (5:25 2H)

Score by periods	1st	2nd	Total
FIU	35	54	89
Arkansas	58	63	121

Last FG - FIU 2nd-00:02, AR 2nd-00:18.
 Largest lead - FIU None, AR by 35 2nd-00:18.
 FIU led for 00:00. AR led for 39:52. Game was tied for 00:08.

	In	Off	2nd	Fast	Bench
Points	Paint	T/O	Chance	Break	
FIU	50	21	21	23	29
AR	52	15	12	18	26

Score tied - 0 times.
 Lead changed - 0 times.

DEC. 13, 2018 | VS. NORTH FLORIDA | MIAMI, FLA.

Official Basketball Box Score -- Game Totals -- Final Statistics
 North Florida vs FIU
 12-13-18 7 p.m. at Ocean Bank Convocation Center, Miami, FL

North Florida 89 • 4-7

#	Player		Total		3-Ptr		Rebounds			PF	TP	A	To	Bk	Stl	Min
			FG-FGA	FG-FGA	FT-FTA	Off	Def	Tot								
00	HORCHLER, Noah	f	8-13	0-4	0-1	3	7	10	4	16	1	1	2	1	25	
02	AMINU, Wajid	f	7-10	0-0	1-1	4	5	9	4	15	1	3	2	0	22	
11	SAMS, Garrett	f	2-12	0-8	7-8	1	0	1	2	11	1	3	0	3	29	
03	ESCOBAR, JT	g	9-18	5-13	5-8	1	5	6	4	28	0	2	0	0	33	
10	GANDIA-ROSA, Ivan	g	0-4	0-2	2-2	2	1	3	3	2	9	4	0	1	27	
04	BALOGUN, Ezekiel	g	3-5	0-1	0-0	2	1	3	1	6	0	0	0	0	8	
12	BURKHARDT, Ryan	g	0-0	0-0	0-0	0	0	0	0	0	0	1	0	0	6	
20	COFFEY II, Brian	g	2-2	1-1	0-0	0	0	0	1	5	1	0	0	1	14	
22	DAY, Trip	g	3-5	0-1	0-0	1	2	3	2	6	2	4	3	3	18	
23	HENDRICKSEN, Carter	g	0-4	0-3	0-0	2	0	2	2	0	4	0	1	0	13	
24	COPELAND, Cam	g	0-0	0-0	0-0	0	0	0	0	0	0	0	0	0	5	
Team						1	1	2								
Totals			34-73	6-33	15-20	17	22	39	23	89	19	18	8	9	200	
FG % 1st Half: 18-37			48.6%	2nd half: 16-36			44.4%	Game: 34-73			46.6%	Deadball Rebounds				
3FG % 1st half: 3-15			20.0%	2nd half: 3-18			16.7%	Game: 6-33			18.2%					
FT % 1st half: 10-13			76.9%	2nd half: 5-7			71.4%	Game: 15-20			75.0%					

FIU 102 • 8-2

#	Player		Total		3-Ptr		Rebounds			PF	TP	A	To	Bk	Stl	Min
			FG-FGA	FG-FGA	FT-FTA	Off	Def	Tot								
10	ANDREWS, Devon	f	3-7	1-2	1-2	0	3	3	3	8	2	1	1	4	23	
22	DIENG, Elhadji	c	3-5	0-0	2-3	3	3	6	2	8	0	1	0	1	14	
03	JACOB, Trejon	g	4-7	2-3	1-2	0	5	5	1	11	2	2	1	1	24	
04	BEARD, JR., Brian	g	9-19	1-5	10-12	2	6	8	2	29	6	5	0	4	33	
20	NUNEZ, JR., Willy	g	3-7	3-6	4-5	0	1	1	0	13	2	1	0	0	25	
01	BANKS, Isaiah	g	4-8	1-3	1-2	0	1	1	4	10	3	1	0	0	21	
05	DAYE, JR., Antonio	g	0-3	0-1	0-0	1	0	1	3	0	2	3	0	1	13	
11	BURWELL, Marcus	g	2-6	1-3	0-0	0	2	2	3	5	2	2	0	2	16	
31	DOUGLAS, Michael	g	0-0	0-0	0-0	0	2	2	1	0	1	0	0	0	11	
34	OSAGHAE, Osasumwen	g	8-11	0-0	2-2	7	0	7	0	18	0	0	4	1	20	
Team						4	1	5								
Totals			36-73	9-23	21-28	17	24	41	19	102	20	16	6	14	200	
FG % 1st Half: 16-33			48.5%	2nd half: 20-40		50.0%	Game: 36-73		49.3%	Deadball Rebounds 5						
3FG % 1st Half: 6-13			46.2%	2nd half: 3-10		30.0%	Game: 9-23		39.1%							
FT % 1st Half: 12-17			70.6%	2nd half: 9-11		81.8%	Game: 21-28		75.0%							

Officials: Roger Ayers, Les Jones, Josue Nieves
 Technical fouls: North Florida-HORCHLER, Noah. FIU-ANDREWS, Devon.
 Attendance: 622

Score by periods	1st	2nd	Total
North Florida	49	40	89
FIU	50	52	102

	In	Off	2nd	Fast	Bench
Points	Paint	T/O	Chance	Break	
UNF	56	21	10	9	17
FIU	54	23	26	13	33

Last FG - UNF 2nd-03:38, FIUM 2nd-02:46.
 Largest lead - UNF by 9 2nd-17:29, FIUM by 13 2nd-01:10.
 UNF led for 09:14. FIUM led for 25:46. Game was tied for 05:00.

Score tied - 10 times.
 Lead changed - 16 times.

DEC. 18, 2018 | VS. USF | MIAMI, FLA.

Official Basketball Box Score -- Game Totals -- Final Statistics
 USF vs FIU
 12-18-18 7 p.m. at Ocean Bank Convocation Center, Miami, FL

USF 82 • 8-2

#	Player	Total		3-Ptr		Rebounds			PF	TP	A			To	Bk	Stl	Min
		FG-FGA	FG-FGA	FT-FTA	Off	Def	Total	A			To						
00	COLLINS, David	*	4-8	2-3	6-8	1	3	4	4	16	0	6	0	1	22		
03	RIDEAU, Laquincy	*	9-16	4-5	6-12	3	4	7	4	28	9	7	0	5	39		
04	DURR, Michael	*	2-2	0-0	3-7	2	3	5	4	7	1	3	3	2	29		
10	YETNA, Alexis	*	4-7	1-1	0-0	3	10	13	5	9	0	2	0	3	26		
13	BROWN, Justin	*	4-7	3-5	2-2	0	1	1	2	13	2	3	0	2	32		
01	CASTANEDA, Xavier		0-3	0-0	5-8	1	1	2	2	5	1	5	0	2	30		
05	WILLIAMS, Rashun		0-0	0-0	0-0	0	0	0	1	0	0	1	0	0	5		
11	CALLEJA, Mark		0-0	0-0	0-0	0	0	0	0	0	0	0	0	0	0+		
20	KIIR, Mayan		1-2	0-0	0-0	0	2	2	4	2	0	3	0	0	7		
34	MARICEVIC, Antun		1-1	0-0	0-0	0	0	0	2	2	0	2	0	0	10		
	Team					2	1	3				1					
	Totals		25-46	10-14	22-37	12	25	37	28	82	13	33	3	15	200		
	FG % 1st Half: 16-28	57.1%	2nd half: 9-18	50.0%	Game: 25-46	54.3%										Deadball	
	3FG % 1st Half: 6-9	66.7%	2nd half: 4-5	80.0%	Game: 10-14	71.4%										Rebounds	
	FT % 1st Half: 3-8	37.5%	2nd half: 19-29	65.5%	Game: 22-37	59.5%										9	

DEC. 30, 2018 | AT OHIO | ATHENS, OHIO

Official Basketball Box Score -- Game Totals -- Final Statistics

FIU vs Ohio
12-30-18 2:00 pm at**FIU 66 • 9-4**

#	Player	Total		3-Ptr		Rebounds			PF	TP	A T O Blk Stl				Min
		FG-FGA	FG-FGA	FT-FTA	Off Def Tot	PF	TP	A T O Blk Stl							
10	ANDREWS, Devon	5-12	0-3	1-2	0 5 5	3	11	0 3 0 2	2	28					
22	DIENG, Elhadji	0-1	0-0	0-0	0 1 1	2	0	0 1 0 0	0	9					
03	JACOB, Trejon	3-8	0-4	0-2	0 1 1	1	6	0 1 0 4	2	22					
04	BEARD, JR., Brian	5-13	1-7	2-2	0 2 2	3	13	6 6 0 5	3	33					
20	NUNEZ, JR., Willy	3-10	1-8	1-2	0 1 1	1	8	2 0 0 1	2	27					
01	BANKS, Isaiah	0-3	0-0	0 0 0	0 0 0	1	0	1 1 0 0	0	7					
05	DAYE, JR., Antonio	2-3	0-1	0-0	0 1 1	3	4	3 2 0 0	5	22					
11	BURWELL, Marcus	3-7	3-7	0-0	0 0 0	2	9	0 1 0 0	0	14					
31	DOUGLAS, Michael	3-4	2-3	0-0	0 1 1	2	8	0 0 0 1	1	13					
34	OSAGHAE, Osasumwen	3-4	0-0	1-2	6 7 13	2	7	1 0 1 0	0	25					
Team					2 0 2										
Totals		27-66	3-26	6-10	19 27	20	66	13 15 1 18	20						
FG % 1st Half: 11-30 36.7%		2nd half: 16-36 44.4%		Game: 27-66 41.5%		Deadball Rebounds 2									
3FG % 1st Half: 6-19 31.6%		2nd half: 3-5 60.0%		Game: 9-24 37.5%											
FT % 1st Half: 3-5 60.0%		2nd half: 3-5 60.0%		Game: 6-10 60.0%											

Ohio 68 • 8-4

#	Player	Total		3-Ptr		Rebounds			PF	TP	A T O Blk Stl				Min
		FG-FGA	FG-FGA	FT-FTA	Off Def Tot	PF	TP	A T O Blk Stl							
01	Jason Carter	8-11	0-0	3-5	2 7 9	1	19	3 2 0 0	0	34					
45	Doug Taylor	6-6	0-0	0-1	2 8 10	4	12	0 3 2 0	0	27					
00	Jason Preston	4-5	0-0	3-4	1 2 3	1	11	3 2 0 1	3	33					
04	Tevyion Kirk	8-22	0-3	2-3	6 6 9	0	18	2 6 1 1	1	33					
23	Antonio Cowart Jr.	0-3	0-2	0-0	0 3 3	2	0	2 3 0 1	2	27					
05	Ben Vander Plas	2-5	1-3	0-0	2 3 5	1	5	1 2 0 1	1	19					
10	Connor Murrell	0-0	0-0	0-0	0 0 0	1	0	0 1 0 0	0	3					
22	Gavin Block	1-5	1-4	0-0	0 2 2	1	3	3 4 0 1	1	24					
Team					1 2 3										
Totals		29-57	2-12	8-13	11 33 44	11	68	14 23 3 5	20						
FG % 1st Half: 17-34 50.0%		2nd half: 12-23 52.2%		Game: 29-57 50.9%		Deadball Rebounds 3									
3FG % 1st Half: 1-7 14.3%		2nd half: 1-5 20.0%		Game: 2-12 16.7%											
FT % 1st Half: 3-5 60.0%		2nd half: 5-8 62.5%		Game: 8-13 61.5%											

Officials: Courtney Green, Chris Beaver, Terry Wymer

Technical fouls: FIU-None. Ohio-None.

Attendance: 3451

2018-19 Men's Basketball. Round: 0. FIU vs Ohio. Played at .

Score by periods	1st	2nd	Total
FIU	31	35	66
Ohio	38	30	68

Last FG - FIUM 2nd-03:06, OHIO 2nd-00:02.

Largest lead - FIUM by 3 2nd-03:52, OHIO by 12 2nd-16:52.

FIUM led for 05:01, OHIO led for 32:36. Game was tied for 02:23.

Points	In	Off	2nd	Fast	Bench
FIUM	36	24	6	19	28
OHIO	52	19	7	19	8

Score tied - 1 time.

Lead changed - 10 times.

JAN. 3, 2019 | AT MIDDLE TENNESSEE | MURFREESBORO, TENN.

Official Basketball Box Score -- Game Totals -- Final Statistics

FIU vs Middle Tennessee
01/03/19 6:30 p.m. at Murfreesboro, TN**FIU 83 • 10-4, 1-0 C-USA**

#	Player	Total		3-Ptr		Rebounds			PF	TP	A T O Blk Stl				Min
		FG-FGA	FG-FGA	FT-FTA	Off Def Tot	PF	TP	A T O Blk Stl							
10	ANDREWS, Devon	6-11	0-3	0-0	1 1 2	0	12	0 1 1 2	0	25					
22	DIENG, Elhadji	1-1	0-0	0-0	0 3 3	2	0	0 0 1 0	0	9					
03	JACOB, Trejon	6-9	2-2	0 7 7	2 20	0	3	0 0 2	2	27					
04	BEARD, JR., Brian	9-23	5-13	5-7	0 1 1	0	28	7 3 0 2	3	38					
20	NUNEZ, JR., Willy	0-4	0-3	0 0 0	0 0 0	0	0	0 0 0 0	0	8					
01	BANKS, Isaiah	1-4	0-1	1-1	0 2 2	2	3	0 1 0 1	1	11					
05	DAYE, JR., Antonio	5-7	0-1	1-1	0 2 2	4	11	3 1 0 2	2	29					
11	BURWELL, Marcus	0-4	0-1	0-0	0 1 1	2	0	3 0 0 0	0	17					
31	DOUGLAS, Michael	1-2	1-1	0-0	1 0 1	1	3	0 0 0 0	0	15					
34	OSAGHAE, Osasumwen	2-3	0-0	0-0	0 7 7	4	4	1 1 2 0	0	21					
Team					1 4 5										
Totals		31-68	12-32	9-11	3 28 31	18	83	14 10 5 7	20						
FG % 1st Half: 12-34 35.3%		2nd half: 19-34 55.9%		Game: 31-68 45.6%		Deadball Rebounds 0									
3FG % 1st Half: 5-18 27.8%		2nd half: 7-14 50.0%		Game: 12-32 37.5%											
FT % 1st Half: 2-2 100.0%		2nd half: 7-9 77.8%		Game: 9-11 81.8%											

Middle Tennessee 76 • 3-11, 0-1 C-USA

#	Player	Total		3-Ptr		Rebounds			PF	TP	A T O Blk Stl				Min
		FG-FGA	FG-FGA	FT-FTA	Off Def Tot	PF	TP	A T O Blk Stl							
22	SCURRY, Reggie	4-9	0-0	0-0	5 1 6	3	8	0 1 1 1	1	24					
25	GAMBLE, Karl	6-12	0-1	0-3	5 6 11	3	12	1 2 1 1	1	28					
03	SIMS, Donovan	6-13	3-6	2-3	1 8 9	3	17	0 2 0 1	1	34					
10	JOHNSON, Jayce	4-10	0-1	6-8	1 5 6	3	14	5 5 0 2	3	34					
05	GREEN, Antonio	6-16	3-11	8-9	0 7 7	2	23	0 4 1 2	3	37					
01	FARQUHAR, Junior	0-2	0-1	0-0	1 0 1	1	0	2 1 0 0	0	15					
04	HAWTHORNE, James	1-2	0-0	0-0	2 8 10	3	2	1 3 0 1	2	28					
Team					0 1 1			3							
Totals		27-64	6-20	16-23	15 36 51	18	76	9 21 3 8	20						
FG % 1st Half: 12-31 38.7%		2nd half: 15-33 45.5%		Game: 27-64 42.2%		Deadball Rebounds 1									
3FG % 1st Half: 5-13 38.5%		2nd half: 1-7 14.3%		Game: 6-20 30.0%											
FT % 1st Half: 4-4 100.0%		2nd half: 12-19 63.2%		Game: 16-23 69.6%											

Officials: Jeb Hartness, Antonio Petty, Raymond Styons

Technical fouls: FIU-None. Middle Tennessee-None.

Attendance: 3307

Score by periods	1st	2nd	Total
FIU	31	52	83
Middle Tennessee	33	43	76

Points	In	Off	2nd	Fast	Bench
FIU	36	21	5	8	21
MT	42	7	22	4	2

Last FG - FIU 2nd-01:31, MT 2nd-00:19.

Largest lead - FIU by 11 2nd-02:22, MT by 14 2nd-13:58.

FIU led for 20:48, MT led for 17:38. Game was tied for 01:34.

Score tied - 2 times.

Lead changed - 6 times.

JAN. 5, 2019 | AT UAB | BIRMINGHAM, ALA.

Official Basketball Box Score -- Game Totals -- Final Statistics

FIU vs UAB
1/5/19 7:00 PM at Bartow Arena, Birmingham, Ala.**FIU 65 • 10-5, 1-1 C-USA**

#	Player	Total		3-Ptr		Rebounds			PF	TP	A				Stl	Min
		FG-FGA	FG-FGA	FT-FTA	Off	Def	Tot					T	B	Blk		
10	ANDREWS, Devon	f	5-10	1-5	9-12	2	5	7	2	20	2	2	0	3	31	
34	OSAGHAE, Osasumwen	f	1-3	0-0	0-2	0	2	2	3	2	0	0	1	0	17	
03	JACOB, Trejon	g	1-6	1-5	3-4	0	2	2	1	6	0	1	1	1	25	
04	BEARD, JR., Brian	g	1-12	1-6	6-8	0	5	5	3	9	3	0	0	2	32	
05	DAYE, JR., Antonio	g	4-9	1-2	4-6	2	1	3	4	13	1	0	0	0	34	
01	BANKS, Isaiah	g	1-3	1-3	3-4	0	1	1	1	6	0	2	0	2	10	
02	VEIRA, Cordell		0-1	0-0	0-0	0	0	0	0	0	0	0	0	0	1	
11	BURWELL, Marcus		0-2	0-1	0-0	0	1	1	0	0	1	1	0	0	6	
15	AMETEPE, James		0-0	0-0	0-0	0	0	0	0	0	0	0	0	0	0	
20	NUNEZ, JR., Willy		1-7	1-7	3-3	1	1	2	1	6	0	2	0	0	19	
21	DIENG, Elhadji		0-0	0-0	0-0	0	0	0	0	2	0	1	0	0	9	
22	DOUGLAS, Michael		1-2	1-2	0-0	0	0	0	0	3	0	0	0	1	15	
Totals			15-55	7-31	28-39	9	20	29	17	65	7	9	2	9	200	
FG 1st Half: 8-27		29.6%	2nd half:	7-28	25.0%	Game: 15-55		27.3%	Deadball							
3FG 1st Half: 5-17		29.4%	2nd half:	2-14	14.3%	Game: 15-57		22.6%	Rebounds							
FT 1st Half: 13-19		68.4%	2nd half:	15-20	75.0%	Game: 28-39		71.8%								

JAN. 12, 2019 | VS. OLD DOMINION | MIAMI, FLA.

Official Basketball Box Score -- Game Totals -- Final Statistics
Old Dominion vs FIU
 01-12-19 7 p.m. at Ocean Bank Convocation Center, Miami, FL

Old Dominion 75 • 12-5, 2-2 C-USA

#	Player	Total		3-Ptr	Rebounds			PF	TP	A TO Blk Stl				Min
		FG-FGA	FG-FGA		Off	Def	Tot			A	TO	Blk	Stl	
03	STITH, B.J.	* 8-18	3-6	0-0	1	6	7	2	19	1	2	0	1	38
04	CAVER, Ahmad	* 8-19	4-10	2-3	1	4	5	3	22	2	4	0	0	38
10	GREEN, Xavier	* 2-6	0-2	0-0	1	3	4	1	4	2	2	0	0	26
13	CARVER, Aaron	* 3-8	0-3	2-2	7	1	8	4	8	3	2	0	0	30
25	ROBINSON III, Elbert	* 1-1	0-0	0-0	1	2	3	2	0	1	0	0	0	6
01	WADE, Jason	1-2	0-0	1-2	1	1	2	3	3	1	2	0	1	10
02	KITHCART, Justice	3-8	2-4	1-1	2	3	5	2	9	0	1	0	2	19
22	EZIKPE, Kalu	1-2	0-0	0-0	1	4	5	3	2	0	1	0	1	5
23	DICKENS, Dajour	2-3	0-0	2-2	1	5	6	2	6	2	2	3	0	28
Team					0	2	2			4				
Totals		29-67	9-25	8-10	16	31	47	23	75	11	21	3	5	200

FG % 1st Half: 16-36 44.4%

2nd half: 13-21 41.9%

Game: 29-67 43.3%

3FG % 1st Half: 8-17 47.1%

2nd half: 1-8 12.5%

Game: 9-25 36.0%

FT % 1st Half: 3-4 75.0%

2nd half: 5-6 83.3%

Game: 8-10 80.0%

Deadball Rebounds

0,1

FIU 74 • 11-6, 2-2 C-USA

#	Player	Total		3-Ptr	Rebounds			PF	TP	A TO Blk Stl				Min
		FG-FGA	FG-FGA		Off	Def	Tot			A	TO	Blk	Stl	
03	JACOB, Trejon	* 6-11	3-6	1-2	1	4	5	1	16	0	0	1	2	34
04	BEARD, JR., Brian	* 8-15	3-6	9-12	0	0	0	1	28	10	3	0	4	38
05	DAYE, JR., Antonio	* 0-5	0-2	0-2	1	2	3	1	0	1	3	0	1	32
10	ANDREWS, Devon	* 3-9	1-5	2-3	0	2	2	4	9	3	2	1	1	29
04	OSAGHAE, Osasumwen	* 4-9	0-0	1-5	3	8	11	4	9	0	0	6	0	35
01	BANKS, Isaiah	0-0	0-0	1-2	0	2	2	0	1	1	2	0	0	5
20	NUNEZ, JR., Willy	1-3	1-3	0-0	0	0	0	1	3	1	1	0	0	8
22	DIENG, Elhadji	1-1	0-0	0-0	0	0	0	2	2	0	0	0	0	5
31	DOUGLAS, Michael	2-3	2-3	0-0	1	3	4	1	6	0	1	0	0	14
Team					0	3	3			1				
Totals		25-56	10-25	14-26	6	24	30	15	74	16	13	8	8	200

FG % 1st Half: 13-29 44.8%

2nd half: 12-27 44.4%

Game: 25-56 44.6%

3FG % 1st Half: 4-12 33.3%

2nd half: 6-13 46.2%

Game: 10-25 40.0%

FT % 1st Half: 7-13 53.8%

2nd half: 7-13 53.8%

Game: 14-26 53.8%

Deadball Rebounds

5

Officials: Clyde Owens, Kyle Regetz, Antonio Vargas
 Technical fouls: Old Dominion-None. FIU-None.
 Attendance: 829

Score by periods	1st	2nd	Total
Old Dominion	43	32	75
FIU	37	37	74

Last FG - ODU 2nd-00:02, FIU 2nd-03:18.
 Largest lead - ODU by 11 1st-04:03, FIU by 5 2nd-08:22.
 ODU led for 28:32, FIU led for 09:22. Game was tied for 02:01.

Points	In Paint	Off T/O	2nd Chance	Fast Break	Bench
ODU	30	9	12	8	20
FIU	26	20	2	6	12

Score tied - 5 times.
 Lead changed - 10 times.

JAN. 19, 2019 | AT MARSHALL | HUNTINGTON, W.VA.

Official Basketball Box Score -- Game Totals -- Final Statistics
FIU vs Marshall
 1/19/19 7 pm at Huntington, W.Va. (Cam Henderson Center)

FIU 97 • 12-7, 3-3 C-USA

#	Player	Total		3-Ptr	Rebounds			PF	TP	A TO Blk Stl				Min
		FG-FGA	FG-FGA		Off	Def	Tot			A	TO	Blk	Stl	
10	ANDREWS, Devon	f 11-21	1-4	0-0	4	2	6	3	23	0	3	0	1	27
34	OSAGHAE, Osasumwen	f 4-7	0-0	2-3	6	9	15	4	10	0	3	2	1	23
03	JACOB, Trejon	g 3-7	0-2	0-2	1	1	2	1	6	0	1	0	1	20
04	BEARD, JR., Brian	g 6-16	1-4	3-4	3	3	6	2	16	6	7	0	3	35
05	DAYE, JR., Antonio	g 7-9	0-0	1-2	0	1	1	5	15	5	3	0	1	33
01	BANKS, Isaiah	1-3	0-1	0-0	0	0	0	0	2	0	1	0	0	14
20	NUNEZ, JR., Willy	6-11	4-9	0-0	0	5	5	4	16	1	1	0	1	28
22	DIENG, Elhadji	0-0	0-0	0-0	0	1	1	1	0	0	1	0	0	3
31	DOUGLAS, Michael	4-4	1-1	0-0	0	0	0	2	9	0	0	0	1	17
Team					1	1	2							
Totals		42-78	7-21	6-11	15	23	38	22	97	12	20	2	9	200

FG % 1st Half: 18-34 52.9%

2nd half: 24-44 54.5%

Game: 42-78 53.8%

3FG % 1st Half: 3-10 30.0%

2nd half: 4-11 36.4%

Game: 7-21 33.3%

FT % 1st Half: 4-6 66.7%

2nd half: 2-5 40.0%

Game: 6-11 54.5%

Deadball Rebounds

1

Marshall 105 • 12-6, 5-0 C-USA

#	Player	Total		3-Ptr	Rebounds			PF	TP	A TO Blk Stl				Min
		FG-FGA	FG-FGA		Off	Def	Tot			A	TO	Blk	Stl	
03	WILLIAMS, Jannson	f 0-3	0-2	0-0	0	3	3	3	0	1	0	2	1	9
01	KINSEY, Taveion	g 10-15	0-1	0-1	4	5	9	1	20	1	3	1	1	38
13	WEST, Jarrod	g 3-5	2-2	4-4	0	6	6	2	12	2	3	0	5	38
14	BURKS, C.J.	g 11-15	4-6	4-4	1	4	5	3	30	1	4	0	4	32
33	ELMORE, Jon	g 9-19	1-6	10-14	0	2	2	1	29	6	4	1	4	36
21	GEORGE, Darius	0-0	0-0	1-2	1	0	1	2	1	0	0	0	0	5
23	WATSON, Rondale	4-6	1-1	4-5	1	4	5	3	13	2	2	2	0	29
31	BEYERS, Mikel	0-1	0-0	0-0	0	0	0	0	0	1	0	0	1	13
Team					1	1	2							
Totals		37-64	8-18	23-30	8	25	33	15	105	14	17	6	16	200

FG % 1st Half: 17-31 54.8%

2nd half: 20-33 60.6%

Game: 37-64 57.8%

3FG % 1st Half: 6-11 54.5%

2nd half: 2-7 28.6%

Game: 8-18 44.4%

FT % 1st Half: 13-15 86.7%

2nd half: 10-15 66.7%

Game: 23-30 76.7%

Deadball Rebounds

3

Officials: Duke Edsall, John St. Clair, Steve Divine
 Technical fouls: FIU-DAYE, JR., Antonio; TEAM: Marshall-BURKS, C.J..
 Attendance: 7330
 FIU #5 Daye Jr. fouled out with 24.2 seconds left in the second half

Score by periods	1st	2nd	Total
FIU	43	54	97
Marshall	53	52	105

Last FG - FIU 2nd-00:28, MARM 2nd-01:23.
 Largest lead - FIU by 2 1st-18:54, MARM by 15 2nd-19:24.
 FIU led for 00:34, MARM led for 37:33. Game was tied for 03:02.

Score tied - 7 times.
 Lead changed - 3 times.

JAN. 17, 2019 | AT WKU | BOWLING GREEN, KY.

Official Basketball Box Score -- Game Totals -- Final Statistics
FIU vs WKU
 01/17/19 7 p.m. CT at E.A. Diddle Arena (Bowling Green, Ky.)

FIU 77 • 12-6, 3-2 C-USA

#	Player	Total		3-Ptr	Rebounds			PF	TP	A TO Blk Stl				Min
		FG-FGA	FG-FGA		Off	Def	Tot			A	TO	Blk	Stl	
10	ANDREWS, Devon	f 3-8	0-2	5-8	2	7	9	4	11	4	4	1	1	25
34	OSAGHAE, Osasumwen	f 5-6	0-0	6-10	4	6	10	3	16	1	3	2	0	27
03	JACOB, Trejon	g 0-3	0-2	0-0	1	3	4	1	0	1	0	0	0	17
04	BEARD, JR., Brian	g 4-11	2-4	4-4	0	2	2	3	14	4	4	0	1	33
05	DAYE, JR., Antonio	g 5-10	0-2	5-7	0	3	3	1	15	1	2	0	2	27
01	BANKS, Isaiah	1-5	0-2	1-4	0	2	2	2	3	1	0	1	1	16
02	VEIRA, Cordell	0-0	0-0	0-0	0	0	0	0	0	0	0	0	0	3
20	NUNEZ, JR., Willy	3-10	3-10	3-3	2	1	3	2	12	1	0	0	2	26
22	DIENG, Elhadji	2-2	0-0	0-4	1	1	2	3	4	0	1	1	0	13
31	DOUGLAS, Michael	1-1	0-0	0-0	0	1	1	2	2	0	0	1	0	13
Team					1	1	2							
Totals		24-56	5-22	24-40	11	27	38	21	77	13	14	6	7	200

FG % 1st Half: 11-26 42.3%

2nd half: 13-30 43.3%

Game: 24-56 42.9%

3FG % 1st Half: 4-14 28.6%

2nd half: 1-8 12.5%

Game: 5-22 22.7%

FT % 1st Half: 8-17 47.1%

2nd half: 16-23 69.6%

Game: 24-40 60.0%

Deadball Rebounds

9

WKU 76 • 8-9, 1-3 C-USA

#	Player	Total		3-Ptr	Rebounds			PF	TP	A TO Blk Stl				Min	
		FG-FGA	FG-FGA	FT-FTA	Off	Def	Tot			A	TO	Blk	Stl		
02	SAVAGE, Jared	f	6-14	4-9	3-4	0	9	9	2	19	3	2	0	2	39
04	ANDERSON, Josh	f	7-9	0-0	3-4	2	4	6	2	17	0	4	2	2	36
23	BASSETT, Charles	c	3-5	1-1	1-2	1	6	7	4	8	1	2	3	1	24
11	HOLLINGSWORTH, T.	g	6-17	2-5	0-1	0	0	0	0	14	3	3	1	1	36
20	BANTON, Dalano	g	2-3	0-1	0-0	1	6	7	2	4	8	4	1	2	31
00	SMITH, Tolu		1-2	0-0	4-8	2	1	3	3	6	1	2	0	0	7
01	BEARDEN, Lamonte		2-3	0-0	2-5	1	1	2	4	6	2	1	0	0	10
05	HORTON, Matt		1-1	0-0	0-0	0	1	1	3	2	0	0	0	0	9
14	NELSON, Marek		0-0	0-0	0-0	0	0	0	0	0	0	0	0	0	1
21	OHMER, Jake		0-1	0-1	0-0	0	0	0	2	0	0	0	0	0	7
Team						1	0	1							
Totals			28-55	7-17	13-24	8	28	36	22	76	18	18	7	8	200
FG % 1st Half: 16-27		59.3%	2nd half: 12-28	42.9%	Game: 28-55		50.9%							Deadball	
3FG % 1st Half: 6-10		60.0%	2nd half: 1-7	14.3%	Game: 17-17		41.2%							Rebounds	
FT % 1st Half: 5-12		41.7%	2nd half: 8-12	66.7%	Game: 13-24		54.2%							3	

JAN. 26, 2019 | VS. FLORIDA ATLANTIC | MIAMI, FLA.

Official Basketball Box Score -- Game Totals -- Final Statistics

Florida Atlantic vs FIU

01-26-19 7 p.m. at Ocean Bank Convocation Center, Miami, FL

Florida Atlantic 89 • 12-9, 3-5 C-USA

#	Player	Total		3-Ptr	FT-FTA	Rebounds			PF	TP	A TO Blk Stl				Min
		FG-FGA	FG-FGA			Off	Def	Tot			A	TO	Blk	Stl	
03	ADGER, Anthony	* 6-11	5-8	9-9	1 4 5	1	4	5	1	26	4	5	0	2	33
11	FORREST, Michael	* 6-9	1-2	9-12	0 5 5	3	22	4	2	0	4	2	0	4	29
12	ZECEVIC, Aleksandar	* 3-6	0-0	0-0	0 8 8	3	6	0	1	3	0	1	3	0	20
21	LEPICHEV, Simeon	* 2-3	0-0	2-4	1 5 6	2	6	1	2	1	0	1	0	32	
23	MAITRE, Richardson	* 3-7	0-1	3-3	2 4 6	3	9	5	5	0	0	0	0	29	
01	NIANG, Madiaw	0-1	0-0	0-0	0 0 0	0	0	1	1	0	0	0	0	6	
04	STAPLETON, Xavian	8-10	1-2	3-3	0 4 4	3	20	0	1	0	1	0	1	22	
10	ELLIS, Kevaughn	0-5	0-2	0-0	0 3 3	4	0	0	2	2	1	0	1	21	
24	JACKSON, Cedric	0-0	0-0	0-0	0 0 0	0	0	0	0	0	0	0	0	1	
25	SILINS, Karlis	0-0	0-0	0-0	0 1 1	3	0	0	2	0	0	0	0	7	
Team					2 5 7						1				
Totals		28-52	7-15	26-31	6 39 45	22	89	15	22	6	8	6	11	200	

FG % 1st Half: 13-29 44.8% 2nd half: 15-23 65.2% Game: 28-52 53.8% Deadball Rebounds 2
 3FG % 1st Half: 4-9 44.4% 2nd half: 3-6 50.0% Game: 7-15 46.7%
 FT % 1st Half: 13-16 81.3% 2nd half: 13-15 86.7% Game: 26-31 83.9%

FIU 72 • 13-8, 4-4 C-USA

#	Player	Total		3-Ptr	FT-FTA	Rebounds			PF	TP	A TO Blk Stl				Min
		FG-FGA	FG-FGA			Off	Def	Tot			A	TO	Blk	Stl	
03	JACOB, Trejon	* 0-4	0-2	0-0	0 1 1	2	0	1	0	0	0	0	0	14	
04	BEARD, JR., Brian	* 4-16	3-9	5-6	2 3 5	2	16	2	2	1	2	35			
05	DAYE, JR., Antonio	* 3-9	0-3	0-0	0 0 0	2	6	4	5	0	3	27			
10	ANDREWS, Devon	* 7-14	3-4	4-5	1 6 7	5	21	1	4	1	1	33			
34	OSAGHAE, Osasumwen	* 1-6	0-0	7-10	5 8 13	4	9	0	2	3	0	24			
01	BANKS, Isaiah	4-7	1-3	1-2	1 0 1	4	10	1	0	0	2	19			
02	VEIRA, Cordell	0-1	0-1	0-0	0 0 0	2	0	0	0	0	0	6			
20	NUNEZ, JR., Willy	3-10	2-7	0-0	0 2 2	3	8	1	1	0	0	21			
22	DIENG, Elhadji	1-1	0-0	0-0	1 0 1	1	2	0	1	0	0	9			
31	DOUGLAS, Michael	0-1	0-1	0-1	0 0 0	0	0	1	0	0	1	12			
Team					1 1 2										
Totals		23-69	9-30	17-24	11 21 32	25	72	11	15	5	9	200			

FG % 1st Half: 14-34 41.2% 2nd half: 9-35 25.7% Game: 23-69 33.3% Deadball Rebounds 3
 3FG % 1st Half: 6-14 42.9% 2nd half: 3-16 18.8% Game: 9-30 30.0%
 FT % 1st Half: 8-10 80.0% 2nd half: 9-14 64.3% Game: 17-24 70.8%

Officials: Kevin Mathis, Josue Nieves, Shane Land
 Technical fouls: Florida Atlantic-None. FIU-None.
 Attendance: 4710

Score by periods	1st	2nd	Total
Florida Atlantic	43	46	89
FIU	42	30	72

Last FG - FAU 2nd-05:50, FIUM 2nd-00:07.
 Largest lead - FAU by 20 2nd-01:51, FIUM by 10 1st-07:53.
 FAU led for 21:33. FIUM led for 16:06. Game was tied for 02:21.

Points In Off 2nd Fast
 FAU Paint T/O Chance Break Bench
 FIUM 26 23 12 8 20

Score tied - 3 times.
 Lead changed - 6 times.

JAN. 31, 2019 | VS. SOUTHERN MISS | MIAMI, FLA.

Official Basketball Box Score -- Game Totals -- Final Statistics

Southern Miss vs FIU

01-31-19 7 p.m. at Ocean Bank Convocation Center, Miami, FL

Southern Miss 89 • 13-9, 5-5 C-USA

#	Player	Total		3-Ptr	FT-FTA	Rebounds			PF	TP	A TO Blk Stl				Min
		FG-FGA	FG-FGA			Off	Def	Tot			A	TO	Blk	Stl	
12	ROWE, Tim	f 3-4	0-0	0-0	1 2 3	4	6	0	3	2	1	11			
32	HARPER-BAKER, Leonar	f 10-11	0-0	1-1	1 4 5	2	21	1	2	3	2	28			
01	EDWARDS, Cortez	g 8-16	1-1	1-2	0 5 5	0	18	5	1	1	2	38			
20	HOLLAND, Kevin	g 0-3	0-2	0-0	1 3 4	0	0	3	1	0	1	24			
05	GRIFFIN, Tyree	g 6-10	2-3	4-4	0 4 4	2	18	7	2	0	1	35			
53	WATSON, Gabe	7-9	1-2	1-1	1 0 1	0	16	5	0	0	2	31			
11	DRAINE, LaDarius	2-9	0-5	0-0	1 6 7	2	4	2	1	0	2	20			
13	JACDONMI, Boban	0-0	0-0	0-0	0 1 1	2	0	0	1	0	0	3			
14	STEVENSON, Tyler	1-1	0-0	0-2	0 2 2	0	2	0	0	0	0	7			
21	HAMPTON, Anfernee	1-1	0-0	2-2	0 0 0	0	4	0	0	0	0	3			
Team					1 1 2										
Totals		38-64	4-13	9-12	6 28 34	12	89	23	13	6	11	200			

FG % 1st Half: 19-30 63.3% 2nd half: 19-34 55.9% Game: 38-64 59.4% Deadball Rebounds 1
 3FG % 1st Half: 2-7 28.6% 2nd half: 2-6 33.3% Game: 4-13 30.8%
 FT % 1st Half: 7-10 70.0% 2nd half: 2-2 100.0% Game: 9-12 75.0%

FIU 73 • 13-9, 4-5 C-USA

#	Player	Total		3-Ptr	FT-FTA	Rebounds			PF	TP	A TO Blk Stl				Min
		FG-FGA	FG-FGA			Off	Def	Tot			A	TO	Blk	Stl	
10	ANDREWS, Devon	f 3-10	2-5	5-5	2 1 3	2	13	1	1	1	1	27			
34	OSAGHAE, Osasumwen	f 4-7	0-0	4-5	3 6 9	3	12	0	1	1	1	27			
03	JACOB, Trejon	g 1-5	0-2	0-0	2 2 4	0	2	1	5	0	0	15			
04	BEARD, JR., Brian	g 2-6	0-3	1-2	1 1 2	2	5	7	3	0	2	29			
05	DAYE, JR., Antonio	g 5-11	2-5	0-0	0 1 1	2	12	4	4	0	0	25			
01	BANKS, Isaiah	2-5	2-4	0-0	0 2 2	1	6	4	0	0	1	24			
20	NUNEZ, JR., Willy	7-13	7-13	0-0	0 4 4	2	21	0	1	0	0	28			
22	DIENG, Elhadji	1-2	0-0	0-0	1 3 4	0	2	0	0	0	0	13			
31	DOUGLAS, Michael	0-4	0-3	0-0	1 0 1	0	0	1	1	0	0	12			
Team					0 2 2										
Totals		25-63	13-35	10-12	10 22 32	12	73	18	16	2	5	200			

FG % 1st Half: 13-35 37.1% 2nd half: 12-28 42.9% Game: 25-63 39.7% Deadball Rebounds 2
 3FG % 1st Half: 9-21 42.9% 2nd half: 4-14 28.6% Game: 13-35 37.1%
 FT % 1st Half: 3-4 75.0% 2nd half: 7-8 87.5% Game: 10-12 83.3%

Officials: Rick Crawford, Antonio Petty, Kelly Self

Technical fouls: Southern Miss-None. FIU-None.

Attendance: 601

Score by periods	1st	2nd	Total
Southern Miss	47	42	89
FIU	38	35	73

Points	In	Off	2nd	Fast	Bench
USM	Paint	T/O	Chance	Break	
FIUM	62	19	7	11	26
	24	16	8	9	29

Last FG - USM 2nd-00:00, FIUM 2nd-00:25.
 Largest lead - USM by 20 2nd-04:30, FIUM by 1 1st-18:38.
 USM led for 38:37. FIUM led for 00:13. Game was tied for 01:10.

Score tied - 2 times.
 Lead changed - 2 times.

FEB. 2, 2019 | VS. LOUISIANA TECH | MIAMI, FLA.

Official Basketball Box Score -- Game Totals -- Final Statistics

Louisiana Tech vs FIU

02-02-19 7 p.m. at Ocean Bank Convocation Center, Miami, FL

Louisiana Tech 69 • 15-9, 5-6 C-USA

#	Player	Total		3-Ptr	FT-FTA	Rebounds			PF	TP	A TO Blk Stl				Min
		FG-FGA	FG-FGA			Off	Def	Tot			A	TO	Blk	Stl	
03	ARCHIBALD, Amorie	* 4-13	1-4	2-2	2 2 4	1	11	2	2	1	0	31			
04	BRACEY, DaQuan	* 6-14	2-7	1-1	1 3 4	2	15	8	4	1	2	37			
10	DURUJI, Anthony	* 7-13	2-4	0-0	4 10 14	2	16	2	1	2	0	33			
11	PEMBERTON, JaColby	* 4-11	1-6	0-0	1 3 4	0	9	0	2	0	0	30			
35	POWELL, Oliver	* 2-6	0-0	1-2	1 3 4	3	5	0	2	0	1	23			
00	LANGSTON, Ra'Shawn	3-8	2-5	0-0	0 3 3	2	8	0	0	0	0	19			
23	MUHAMMED, Mubarak	2-5	0-1	1-3	3 8 11	3	5	1	0	1	0	27			
Team					0 1 1						1				
Totals		28-70	8-27	5-8	12 33 45	13	69	13	12	5	4	200			

FG % 1st Half: 17-34 50.0% 2nd half: 11-36 30.6% Game: 28-70 40.0% Deadball Rebounds 2
 3FG % 1st Half: 5-12 41.7% 2nd half: 3-15 20.0% Game: 8-27 29.6%
 FT % 1st Half: 1-2 50.0% 2nd half: 4-6 66.7% Game: 5-8 62.5%

FIU 75 • 14-9, 5-5 C-USA

10/15/14/7/5															
--	--	--	--	--	--	--	--	--	--	--	--	--	--	--	--



2018-19 FIU Basketball
FIU Combined Team Statistics (as of Feb 02, 2019)
All games



RECORD:	OVERALL	HOME	AWAY	NEUTRAL
ALL GAMES	14-9	8-4	4-5	2-0
CONFERENCE	5-5	2-3	3-2	0-0
NON-CONFERENCE	9-4	6-1	1-3	2-0

#	Player	gp-gs	min	avg	Total		3-Point		F-Throw		Rebounds				pf	dq	a	to	blk	stl	pts	avg
					fg-fga	fg%	3fg-fga	3fg%	ft-fa	ft%	off	def	tot	avg								
04	BEARD, JR., Brian	23-23	743	32.3	129-323	.399	40-130	.308	116-160	.725	18	69	87	3.8	52	0	149	75	2	69	414	18.0
10	ANDREWS, Devon	22-22	563	25.6	117-227	.515	21-61	.344	62-88	.705	31	84	115	5.2	56	3	33	39	11	35	317	14.4
20	NUNEZ, JR., Willy	23-9	525	22.8	80-214	.374	67-186	.360	31-36	.861	7	52	59	2.6	27	0	20	18	2	14	258	11.2
03	JACOB, Trejon	23-22	530	23.0	98-207	.473	44-116	.379	17-33	.515	16	73	89	3.9	27	0	14	31	7	28	257	11.2
34	OSAGHAE, Osasumw	20-9	430	21.5	70-114	.614	0-1	.000	42-68	.618	68	99	167	8.4	63	3	5	22	57	13	182	9.1
05	DAYE, JR., Antonio	23-9	564	24.5	66-151	.437	4-30	.133	49-86	.570	10	53	63	2.7	59	2	63	65	0	35	185	8.0
11	BURWELL, Marcus	13-7	229	17.6	28-84	.333	11-48	.229	15-20	.750	6	22	28	2.2	26	0	33	15	1	14	82	6.3
01	BANKS, Isaiah	22-0	334	15.2	52-114	.456	12-55	.218	18-43	.419	15	20	35	1.6	43	0	23	23	2	23	134	6.1
31	DOUGLAS, Michael	23-0	309	13.4	25-62	.403	9-32	.281	5-11	.455	14	26	40	1.7	42	1	9	10	5	7	64	2.8
22	DIENG, Elhadji	23-14	248	10.8	20-32	.625	0-0	.000	11-34	.324	22	30	52	2.3	49	2	4	19	8	3	51	2.2
15	AMETEPE, James	7-0	33	4.7	6-14	.429	0-0	.000	2-2	1.000	3	4	7	1.0	9	0	1	2	1	2	14	2.0
02	VEIRA, Cordell	11-0	83	7.5	6-16	.375	2-10	.200	4-6	.667	1	11	12	1.1	8	0	7	5	4	2	18	1.6
00	SMITH, Phillip	2-0	6	3.0	0-1	.000	0-1	.000	0-1	.000	0	0	0	0.0	3	0	1	0	0	0	0	0.0
Team											42	41	83					3				
Total.....		23	4597		697-1559	.447	210-670	.313	372-588	.633	253	584	837	36.4	464	11	362	327	100	245	1976	85.9
Opponents.....		23	4600		676-1462	.462	170-511	.333	349-514	.679	289	711	1000	43.5	478	-	336	468	104	170	1871	81.3

TEAM STATISTICS	FIUM	OPP
SCORING	1976	1871
Points per game	85.9	81.3
Scoring margin	+4.6	-
FIELD GOALS-ATT	697-1559	676-1462
Field goal pct	.447	.462
3 POINT FG-ATT	210-670	170-511
3-point FG pct	.313	.333
3-pt FG made per game	9.1	7.4
FREE THROWS-ATT	372-588	349-514
Free throw pct	.633	.679
F-Throws made per game	16.2	15.2
REBOUNDS	837	1000
Rebounds per game	36.4	43.5
Rebounding margin	-7.1	-
ASSISTS	362	336
Assists per game	15.7	14.6
TURNOVERS	327	468
Turnovers per game	14.2	20.3
Turnover margin	+6.1	-
Assist/turnover ratio	1.1	0.7
STEALS	245	170
Steals per game	10.7	7.4
BLOCKS	100	104
Blocks per game	4.3	4.5
ATTENDANCE	13797	43207
Home games-Avg/Game	12-1150	9-4583
Neutral site-Avg/Game	-	2-978

Date	Opponent	Score	Att.
11-07-18	WEBBER INTERNATIONAL	w 110-84	877
11-09-18	JOHNSON & WALES	w 117-47	719
11-13-18	MILWAUKEE	w 86-83	773
# 11-16-18	at Fordham	L 77-83	500
# 11-17-18	vs Columbia	w 98-87	1834
# 11-18-18	vs Youngstown St.	w 102-93	123
11-23-18	AVE MARIA	w 104-84	545
11-28-18	at FGCU	w 81-80	2832
12-01-18	at Arkansas	L 89-121	13763
12-13-18	NORTH FLORIDA	w 102-89	622
12-18-18	USF	L 73-82	706
12-20-18	FLORIDA MEMORIAL	w 108-67	437
12-30-18	at Ohio	L 66-68	3451
* 01-03-19	at Middle Tennessee	w 83-76	3307
* 01-05-19	at UAB	L 65-84	2878
* 01-10-19	CHARLOTTE	w 69-66	724
* 01-12-19	OLD DOMINION	L 74-75	829
* 01-17-19	at WKU	w 77-76	5102
* 01-19-19	at Marshall	L 97-105	7330
* 01-23-19	at Florida Atlantic	w 78-74	2087
* 01-26-19	FLORIDA ATLANTIC	L 72-89	4710
* 01-31-19	SOUTHERN MISS	L 73-89	601
* 02-02-19	LOUISIANA TECH	w 75-69	2254

* Conference USA game

Johnny Bach Classic, Bronx, New York

Score by Periods	1st	2nd	Totals
FIU	938	1038	1976
Opponents	944	927	1871



2018-19 FIU Basketball
FIU Combined Team Statistics (as of Feb 02, 2019)
Conference games only



RECORD:	OVERALL	HOME	AWAY	NEUTRAL
ALL GAMES	5-5	2-3	3-2	0-0
CONFERENCE	5-5	2-3	3-2	0-0
NON-CONFERENCE	0-0	0-0	0-0	0-0

#	Player	gp-gs	min	avg	Total		3-Point		F-Throw		Rebounds				pf	dq	a	to	blk	stl	pts	avg
					fg-fga	fg%	3fg-fga	3fg%	ft-fa	ft%	off	def	tot	avg								
04	BEARD, JR., Brian	10-10	349	34.9	47-148	.318	22-66	.333	38-53	.717	7	24	31	3.1	18	0	64	32	1	23	154	15.4
10	ANDREWS, Devon	10-10	276	27.6	48-109	.440	9-33	.273	32-42	.762	16	39	55	5.5	29	1	16	20	6	10	137	13.7
03	JACOB, Trejon	10-10	236	23.6	39-83	.470	22-52	.423	8-13	.615	6	32	38	3.8	9	0	5	13	2	10	108	10.8
20	NUNEZ, JR., Willy	10-1	202	20.2	32-82	.390	28-71	.394	6-6	1.000	3	21	24	2.4	16	0	6	7	0	5	98	9.8
05	DAYE, JR., Antonio	10-9	298	29.8	36-81	.444	3-19	.158	19-36	.528	3	22	25	2.5	24	1	32	24	0	12	94	9.4
34	OSAGHAE, Osasumw	10-9	252	25.2	33-58	.569	0-0	.000	23-40	.575	27	58	85	8.5	35	1	3	14	33	6	89	8.9
01	BANKS, Isaiah	10-0	130	13.0	12-35	.343	5-18	.278	11-21	.524	3	12	15	1.5	14	0	10	9	1	7	40	4.0
31	DOUGLAS, Michael	10-0	131	13.1	10-20	.500	5-12	.417	0-1	.000	4	5	9	0.9	13	0	2	3	1	4	25	2.5
22	DIENG, Elhadji	10-1	89	8.9	8-11	.727	0-0	.000	2-10	.200	8	12	20	2.0	15	0	0	8	3	1	18	1.8
11	BURWELL, Marcus	2-0	23	11.5	0-6	.000	0-2	.000	0-0	.000	0	2	2	1.0	2	0	4	1	0	0	0	0.0
00	SMITH, Phillip	1-0	2	2.0	0-0	.000	0-0	.000	0-0	.000	0	0	0	0.0	0	0	0	0	0	0	0	0.0
02	VEIRA, Cordell	4-0	11	2.8	0-2	.000	0-1	.000	0-0	.000	0	1	1	0.3	3	0	0	0	0	0	0	0.0
15	AMETEPE, James	1-0	1	1.0	0-0	.000	0-0	.000	0-0	.000	0	0	0	0.0	0	0	0	0	0	0	0	0.0
Team											15	22	37					1				
Total.....		10	2000		265-635	.417	94-274	.343	139-222	.626	92	250	342	34.2	178	3	142	132	47	78	763	76.3
Opponents.....		10	2000		296-618	.479	68-193	.352	143-198	.722	106	323	429	42.9	185	-	144	173	47	77	803	80.3

TEAM STATISTICS	FIUM	OPP
SCORING	763	803
Points per game	76.3	80.3
Scoring margin	-4.0	-
FIELD GOALS-ATT	265-635	296-618
Field goal pct	.417	.479
3 POINT FG-ATT	94-274	68-193
3-point FG pct	.343	.352
3-pt FG made per game	9.4	6.8
FREE THROWS-ATT	139-222	143-198
Free throw pct	.626	.722
F-Throws made per game	13.9	14.3
REBOUNDS	342	429
Rebounds per game	34.2	42.9
Rebounding margin	-8.7	-
ASSISTS	142	144
Assists per game	14.2	14.4
TURNOVERS	132	173
Turnovers per game	13.2	17.3
Turnover margin	+4.1	-
Assist/turnover ratio	1.1	0.8
STEALS	78	77
Steals per game	7.8	7.7
BLOCKS	47	47
Blocks per game	4.7	4.7
ATTENDANCE	9118	20704
Home games-Avg/Game	5-1824	5-4141
Neutral site-Avg/Game	-	0-0

Date	Opponent		Score	Att.
* 01-03-19	at Middle Tennessee	w	83-76	3307
* 01-05-19	at UAB	L	65-84	2878
* 01-10-19	CHARLOTTE	w	69-66	724
* 01-12-19	OLD DOMINION	L	74-75	829
* 01-17-19	at WKU	w	77-76	5102
* 01-19-19	at Marshall	L	97-105	7330
* 01-23-19	at Florida Atlantic	w	78-74	2087
* 01-26-19	FLORIDA ATLANTIC	L	72-89	4710
* 01-31-19	SOUTHERN MISS	L	73-89	601
* 02-02-19	LOUISIANA TECH	w	75-69	2254

* Conference USA game
Johnny Bach Classic, Bronx, New York

Score by Periods	1st	2nd	Totals
FIU	368	395	763
Opponents	399	404	803



2018-19 FIU Basketball
FIU Combined Team Statistics (as of Feb 02, 2019)
Home games



RECORD:	OVERALL	HOME	AWAY	NEUTRAL
ALL GAMES	8-4	8-4	0-0	0-0
CONFERENCE	2-3	2-3	0-0	0-0
NON-CONFERENCE	6-1	6-1	0-0	0-0

#	Player	gp-gs	min	avg	Total		3-Point		F-Throw		Rebounds				pf	dq	a	to	blk	stl	pts	avg
					fg-fga	fg%	3fg-fga	3fg%	ft-fa	ft%	off	def	tot	avg								
04	BEARD, JR., Brian	12-12	375	31.3	63-157	.401	18-61	.295	50-68	.735	9	31	40	3.3	22	0	80	39	2	37	194	16.2
10	ANDREWS, Devon	11-11	276	25.1	52-104	.500	15-31	.484	30-43	.698	15	35	50	4.5	26	2	19	16	7	17	149	13.5
20	NUNEZ, JR., Willy	12-4	265	22.1	46-107	.430	41-94	.436	17-19	.895	1	29	30	2.5	18	0	13	12	2	8	150	12.5
03	JACOB, Trejon	12-12	265	22.1	54-112	.482	27-64	.422	10-18	.556	10	38	48	4.0	13	0	10	19	6	16	145	12.1
34	OSAGHAE, Osasumw	11-5	233	21.2	40-73	.548	0-1	.000	29-43	.674	44	53	97	8.8	29	1	1	12	41	10	109	9.9
11	BURWELL, Marcus	7-4	146	20.9	20-54	.370	7-30	.233	12-17	.706	4	16	20	2.9	14	0	25	9	1	14	59	8.4
05	DAYE, JR., Antonio	12-5	277	23.1	30-80	.375	2-18	.111	26-45	.578	5	31	36	3.0	28	1	33	39	0	20	88	7.3
01	BANKS, Isaiah	11-0	173	15.7	30-60	.500	6-28	.214	9-22	.409	7	14	21	1.9	21	0	16	11	0	11	75	6.8
02	VEIRA, Cordell	5-0	53	10.6	5-11	.455	1-7	.143	4-6	.667	1	10	11	2.2	6	0	3	3	2	1	15	3.0
15	AMETEPE, James	4-0	28	7.0	5-13	.385	0-0	.000	2-2	1.000	3	4	7	1.8	7	0	1	2	1	2	12	3.0
22	DIENG, Elhadji	12-7	140	11.7	12-22	.545	0-0	.000	11-26	.423	17	17	34	2.8	18	0	2	8	3	2	35	2.9
31	DOUGLAS, Michael	12-0	163	13.6	13-33	.394	4-18	.222	2-5	.400	8	19	27	2.3	18	0	7	7	3	3	32	2.7
00	SMITH, Phillip	2-0	6	3.0	0-1	.000	0-1	.000	0-1	.000	0	0	0	0.0	3	0	1	0	0	0	0	0.0
Team											20	24	44				3					
Total.....		12	2400		370-827	.447	121-353	.343	202-315	.641	144	321	465	38.8	223	4	211	180	68	141	1063	88.6
Opponents.....		12	2400		339-772	.439	89-275	.324	157-229	.686	149	368	517	43.1	252	-	169	276	53	93	924	77.0

TEAM STATISTICS	FIUM	OPP
SCORING	1063	924
Points per game	88.6	77.0
Scoring margin	+11.6	-
FIELD GOALS-ATT	370-827	339-772
Field goal pct	.447	.439
3 POINT FG-ATT	121-353	89-275
3-point FG pct	.343	.324
3-pt FG made per game	10.1	7.4
FREE THROWS-ATT	202-315	157-229
Free throw pct	.641	.686
F-Throws made per game	16.8	13.1
REBOUNDS	465	517
Rebounds per game	38.8	43.1
Rebounding margin	-4.3	-
ASSISTS	211	169
Assists per game	17.6	14.1
TURNOVERS	180	276
Turnovers per game	15.0	23.0
Turnover margin	+8.0	-
Assist/turnover ratio	1.2	0.6
STEALS	141	93
Steals per game	11.8	7.8
BLOCKS	68	53
Blocks per game	5.7	4.4
ATTENDANCE	13797	0
Home games-Avg/Game	12-1150	0-0
Neutral site-Avg/Game	-	0-0

Date	Opponent		Score	Att.
11-07-18	WEBBER INTERNATIONAL	w	110-84	877
11-09-18	JOHNSON & WALES	w	117-47	719
11-13-18	MILWAUKEE	w	86-83	773
11-23-18	AVE MARIA	w	104-84	545
12-13-18	NORTH FLORIDA	w	102-89	622
12-18-18	USF	L	73-82	706
12-20-18	FLORIDA MEMORIAL	w	108-67	437
* 01-10-19	CHARLOTTE	w	69-66	724
* 01-12-19	OLD DOMINION	L	74-75	829
* 01-26-19	FLORIDA ATLANTIC	L	72-89	4710
* 01-31-19	SOUTHERN MISS	L	73-89	601
* 02-02-19	LOUISIANA TECH	w	75-69	2254

* Conference USA game
Johnny Bach Classic, Bronx, New York

Score by Periods	1st	2nd	Totals
FIU	533	530	1063
Opponents	478	446	924



2018-19 FIU Basketball
FIU Combined Team Statistics (as of Feb 02, 2019)
Away games



RECORD:	OVERALL	HOME	AWAY	NEUTRAL
ALL GAMES	4-5	0-0	4-5	0-0
CONFERENCE	3-2	0-0	3-2	0-0
NON-CONFERENCE	1-3	0-0	1-3	0-0

#	Player	gp-gs	min	avg	Total		3-Point		F-Throw		Rebounds				pf	dq	a	to	blk	stl	pts	avg
					fg-fga	fg%	3fg-fga	3fg%	ft-fa	ft%	off	def	tot	avg								
04	BEARD, JR., Brian	9-9	301	33.4	50-136	.368	19-60	.317	39-54	.722	9	29	38	4.2	25	0	52	31	0	26	158	17.6
10	ANDREWS, Devon	9-9	229	25.4	52-99	.525	5-25	.200	24-33	.727	15	34	49	5.4	27	1	11	20	3	14	133	14.8
03	JACOB, Trejon	9-9	224	24.9	37-81	.457	13-42	.310	6-13	.462	6	28	34	3.8	13	0	3	10	1	11	93	10.3
05	DAYE, JR., Antonio	9-4	247	27.4	34-63	.540	2-12	.167	20-37	.541	3	18	21	2.3	28	1	26	19	0	13	90	10.0
20	NUNEZ, JR., Willy	9-4	210	23.3	26-86	.302	20-74	.270	13-15	.867	4	17	21	2.3	9	0	7	4	0	5	85	9.4
34	OSAGHAE, Osasumw	7-4	151	21.6	19-29	.655	0-0	.000	9-18	.500	17	41	58	8.3	25	1	3	8	12	2	47	6.7
11	BURWELL, Marcus	4-1	62	15.5	8-26	.308	4-16	.250	3-3	1.000	1	3	4	1.0	7	0	6	3	0	0	23	5.8
01	BANKS, Isaiah	9-0	125	13.9	14-41	.341	4-22	.182	8-16	.500	6	6	12	1.3	17	0	5	11	2	8	40	4.4
31	DOUGLAS, Michael	9-0	127	14.1	10-23	.435	5-13	.385	3-6	.500	3	7	10	1.1	19	1	2	3	2	4	28	3.1
22	DIENG, Elhadji	9-5	95	10.6	7-9	.778	0-0	.000	0-8	.000	5	12	17	1.9	24	2	1	9	5	1	14	1.6
15	AMETEPE, James	3-0	5	1.7	1-1	1.000	0-0	.000	0-0	.000	0	0	0	0.0	2	0	0	0	0	0	2	0.7
02	VEIRA, Cordell	5-0	24	4.8	0-4	.000	0-2	.000	0-0	.000	0	1	1	0.2	2	0	3	1	2	1	0	0.0
Team											20	14	34									
Total.....		9	1800		258-598	.431	72-266	.271	125-203	.616	89	210	299	33.2	198	6	119	119	27	85	713	79.2
Opponents.....		9	1800		273-552	.495	61-177	.345	160-233	.687	108	291	399	44.3	171	-	133	155	45	64	767	85.2

TEAM STATISTICS	FIUM	OPP
SCORING	713	767
Points per game	79.2	85.2
Scoring margin	-6.0	-
FIELD GOALS-ATT	258-598	273-552
Field goal pct	.431	.495
3 POINT FG-ATT	72-266	61-177
3-point FG pct	.271	.345
3-pt FG made per game	8.0	6.8
FREE THROWS-ATT	125-203	160-233
Free throw pct	.616	.687
F-Throws made per game	13.9	17.8
REBOUNDS	299	399
Rebounds per game	33.2	44.3
Rebounding margin	-11.1	-
ASSISTS	119	133
Assists per game	13.2	14.8
TURNOVERS	119	155
Turnovers per game	13.2	17.2
Turnover margin	+4.0	-
Assist/turnover ratio	1.0	0.9
STEALS	85	64
Steals per game	9.4	7.1
BLOCKS	27	45
Blocks per game	3.0	5.0
ATTENDANCE	0	41250
Home games-Avg/Game	0-0	9-4583
Neutral site-Avg/Game	-	0-0

Date	Opponent	Score	Att.
# 11-16-18	at Fordham	L 77-83	500
11-28-18	at FGCU	w 81-80	2832
12-01-18	at Arkansas	L 89-121	13763
12-30-18	at Ohio	L 66-68	3451
* 01-03-19	at Middle Tennessee	w 83-76	3307
* 01-05-19	at UAB	L 65-84	2878
* 01-17-19	at WKU	w 77-76	5102
* 01-19-19	at Marshall	L 97-105	7330
* 01-23-19	at Florida Atlantic	w 78-74	2087

* Conference USA game
Johnny Bach Classic, Bronx, New York

Score by Periods	1st	2nd	Totals
FIU	318	395	713
Opponents	377	390	767



2018-19 FIU Basketball
FIU Combined Team Statistics (as of Feb 02, 2019)
Neutral site games



RECORD:	OVERALL	HOME	AWAY	NEUTRAL
ALL GAMES	2-0	0-0	0-0	2-0
CONFERENCE	0-0	0-0	0-0	0-0
NON-CONFERENCE	2-0	0-0	0-0	2-0

#	Player	gp-gs	min	avg	Total		3-Point		F-Throw		Rebounds				pf	dq	a	to	blk	stl	pts	avg
					fg-fga	fg%	3fg-fga	3fg%	ft-fa	ft%	off	def	tot	avg								
04	BEARD, JR., Brian	2-2	67	33.5	16-30	.533	3-9	.333	27-38	.711	0	9	9	4.5	5	0	17	5	0	6	62	31.0
10	ANDREWS, Devon	2-2	58	29.0	13-24	.542	1-5	.200	8-12	.667	1	15	16	8.0	3	0	3	3	1	4	35	17.5
34	OSAGHAE, Osasumw	2-0	46	23.0	11-12	.917	0-0	.000	4-7	.571	7	5	12	6.0	9	1	1	2	4	1	26	13.0
20	NUNEZ, JR., Willy	2-1	50	25.0	8-21	.381	6-18	.333	1-2	.500	2	6	8	4.0	0	0	0	2	0	1	23	11.5
01	BANKS, Isaiah	2-0	36	18.0	8-13	.615	2-5	.400	1-5	.200	2	0	2	1.0	5	0	2	1	0	4	19	9.5
03	JACOB, Trejon	2-1	41	20.5	7-14	.500	4-10	.400	1-2	.500	0	7	7	3.5	1	0	1	2	0	1	19	9.5
05	DAYE, JR., Antonio	2-0	40	20.0	2-8	.250	0-0	.000	3-4	.750	2	4	6	3.0	3	0	4	7	0	2	7	3.5
02	VEIRA, Cordell	1-0	6	6.0	1-1	1.000	1-1	1.000	0-0	.000	0	0	0	0.0	0	0	1	1	0	0	3	3.0
31	DOUGLAS, Michael	2-0	19	9.5	2-6	.333	0-1	.000	0-0	.000	3	0	3	1.5	5	0	0	0	0	0	4	2.0
22	DIENG, Elhadji	2-2	13	6.5	1-1	1.000	0-0	.000	0-0	.000	0	1	1	0.5	7	0	1	2	0	0	2	1.0
11	BURWELL, Marcus	2-2	21	10.5	0-4	.000	0-2	.000	0-0	.000	1	3	4	2.0	5	0	2	3	0	0	0	0.0
Team											2	3	5									
Total.....		2	397		69-134	.515	17-51	.333	45-70	.643	20	53	73	36.5	43	1	32	28	5	19	200	100.0
Opponents.....		2	400		64-138	.464	20-59	.339	32-52	.615	32	52	84	42.0	55	-	34	37	6	13	180	90.0

TEAM STATISTICS	FIUM	OPP
SCORING	200	180
Points per game	100.0	90.0
Scoring margin	+10.0	-
FIELD GOALS-ATT	69-134	64-138
Field goal pct	.515	.464
3 POINT FG-ATT	17-51	20-59
3-point FG pct	.333	.339
3-pt FG made per game	8.5	10.0
FREE THROWS-ATT	45-70	32-52
Free throw pct	.643	.615
F-Throws made per game	22.5	16.0
REBOUNDS	73	84
Rebounds per game	36.5	42.0
Rebounding margin	-5.5	-
ASSISTS	32	34
Assists per game	16.0	17.0
TURNOVERS	28	37
Turnovers per game	14.0	18.5
Turnover margin	+4.5	-
Assist/turnover ratio	1.1	0.9
STEALS	19	13
Steals per game	9.5	6.5
BLOCKS	5	6
Blocks per game	2.5	3.0
ATTENDANCE	0	1957
Home games-Avg/Game	0-0	0-0
Neutral site-Avg/Game	-	2-978

Date	Opponent	Score	Att.
# 11-17-18	vs Columbia	w 98-87	1834
# 11-18-18	vs Youngstown St.	w 102-93	123

* Conference USA game
Johnny Bach Classic, Bronx, New York

Score by Periods	1st	2nd	Totals
FIU	87	113	200
Opponents	89	91	180



2018-19 FIU Basketball
FIU Combined Team Statistics (as of Feb 02, 2019)
Last five games



RECORD:	OVERALL	HOME	AWAY	NEUTRAL
ALL GAMES	2-3	1-2	1-1	0-0
CONFERENCE	2-3	1-2	1-1	0-0
NON-CONFERENCE	0-0	0-0	0-0	0-0

#	Player	gp-gs	min	avg	Total		3-Point		F-Throw		Rebounds				pf	dq	a	to	blk	stl	pts	avg
					fg-fga	fg%	3fg-fga	3fg%	ft-fa	ft%	off	def	tot	avg								
10	ANDREWS, Devon	5-5	143	28.6	30-67	.448	7-17	.412	13-15	.867	9	18	27	5.4	16	1	6	9	2	5	80	16.0
20	NUNEZ, JR., Willy	5-0	120	24.0	24-51	.471	20-42	.476	0-0	.000	0	17	17	3.4	10	0	4	3	0	2	68	13.6
04	BEARD, JR., Brian	5-5	172	34.4	23-71	.324	10-31	.323	11-17	.647	7	14	21	4.2	10	0	33	19	1	9	67	13.4
03	JACOB, Trejon	5-5	104	20.8	18-41	.439	9-24	.375	2-4	.500	4	12	16	3.2	4	0	3	8	0	4	47	9.4
05	DAYE, JR., Antonio	5-5	145	29.0	19-42	.452	2-11	.182	5-11	.455	0	11	11	2.2	12	1	22	15	0	7	45	9.0
34	OSAGHAE, Osasumw	5-5	129	25.8	16-31	.516	0-0	.000	13-19	.684	17	31	48	9.6	16	0	1	6	15	3	45	9.0
01	BANKS, Isaiah	5-0	77	15.4	9-20	.450	4-11	.364	1-4	.250	1	3	4	0.8	7	0	7	2	0	3	23	4.6
31	DOUGLAS, Michael	5-0	62	12.4	5-12	.417	1-6	.167	0-1	.000	1	1	2	0.4	5	0	2	2	0	2	11	2.2
22	DIENG, Elhadji	5-0	41	8.2	4-5	.800	0-0	.000	1-4	.250	4	7	11	2.2	3	0	0	4	0	1	9	1.8
02	VEIRA, Cordell	2-0	7	3.5	0-1	.000	0-1	.000	0-0	.000	0	1	1	0.5	3	0	0	0	0	0	0	0.0
Team											8	10	18									
Total.....		5	1000		148-341	.434	53-143	.371	46-75	.613	51	125	176	35.2	86	2	78	68	18	36	395	79.0
Opponents.....		5	1000		157-319	.492	36-103	.350	76-98	.776	48	158	206	41.2	80	-	79	74	24	41	426	85.2

TEAM STATISTICS	FIUM	OPP
SCORING	395	426
Points per game	79.0	85.2
Scoring margin	-6.2	-
FIELD GOALS-ATT	148-341	157-319
Field goal pct	.434	.492
3 POINT FG-ATT	53-143	36-103
3-point FG pct	.371	.350
3-pt FG made per game	10.6	7.2
FREE THROWS-ATT	46-75	76-98
Free throw pct	.613	.776
F-Throws made per game	9.2	15.2
REBOUNDS	176	206
Rebounds per game	35.2	41.2
Rebounding margin	-6.0	-
ASSISTS	78	79
Assists per game	15.6	15.8
TURNOVERS	68	74
Turnovers per game	13.6	14.8
Turnover margin	+1.2	-
Assist/turnover ratio	1.1	1.1
STEALS	36	41
Steals per game	7.2	8.2
BLOCKS	18	24
Blocks per game	3.6	4.8
ATTENDANCE	7565	9417
Home games-Avg/Game	3-2522	2-4708
Neutral site-Avg/Game	-	0-0

Date	Opponent		Score	Att.
* 01-19-19	at Marshall	L	97-105	7330
* 01-23-19	at Florida Atlantic	W	78-74	2087
* 01-26-19	FLORIDA ATLANTIC	L	72-89	4710
* 01-31-19	SOUTHERN MISS	L	73-89	601
* 02-02-19	LOUISIANA TECH	W	75-69	2254

* Conference USA game
Johnny Bach Classic, Bronx, New York

Score by Periods	1st	2nd	Totals
FIU	198	197	395
Opponents	217	209	426



2018-19 FIU Basketball
FIU Team Game-by-Game Comparison (as of Feb 02, 2019)
All games



Opponent	1st	2nd	Score	Mar	Total FG	FG Pct	3-Pointers	3FG Pct	Free Throws	FT Pct	Rebounds	Assist	T/Over	Block	Steal	Fouls
WEBBER INTERNATIONAL	57/42	53/42	110-84	+26	44-85/26-74	.518/.351	9-32/9-36	.281/.250	13-30/23-36	.433/.639	50/52 (2)	21/15	17/26	7/1	16/5	30/22
JOHNSON & WALES	70/27	47/20	117-47	+70	41-78/16-61	.526/.262	14-37/7-33	.378/.212	21-37/8-10	.568/.800	53/38 +15	26/10	10/29	7/4	15/5	12/25
MILWAUKEE	44/50	42/33	86-83	+3	29-73/32-70	.397/.457	10-35/6-18	.286/.333	18-27/13-21	.667/.619	42/50 (8)	16/12	14/22	6/6	10/9	18/23
Fordham	36/39	41/44	77-83	(6)	27-68/21-51	.397/.412	4-28/5-21	.143/.238	19-28/36-43	.679/.837	31/43 (12)	12/4	11/17	1/4	11/3	33/21
Columbia	43/41	55/46	98-87	+11	34-69/29-66	.493/.439	10-27/11-28	.370/.393	20-36/18-29	.556/.621	42/39 +3	16/18	14/14	4/4	9/5	25/27
Youngstown St.	44/48	58/45	102-93	+9	35-65/35-72	.538/.486	7-24/9-31	.292/.290	25-34/14-23	.735/.609	31/45 (14)	16/16	14/23	1/2	10/8	18/28
AVE MARIA	53/48	51/36	104-84	+20	38-75/33-64	.507/.516	9-25/10-22	.360/.455	19-27/8-13	.704/.615	32/45 (13)	16/14	14/32	2/2	15/5	18/24
FGCU	34/41	47/39	81-80	+1	32-64/30-63	.500/.476	12-33/6-18	.364/.333	5-12/14-26	.417/.538	30/45 (15)	15/16	17/19	5/6	9/6	23/15
Arkansas	35/58	54/63	89-121	(32)	31-83/42-69	.373/.609	6-37/13-25	.162/.520	21-34/24-39	.618/.615	43/50 (7)	16/26	14/14	2/11	8/10	27/28
NORTH FLORIDA	50/49	52/40	102-89	+13	36-73/34-73	.493/.466	9-23/6-33	.391/.182	21-28/15-20	.750/.750	41/39 +2	20/19	16/18	6/8	14/9	19/23
USF	27/41	46/41	73-82	(9)	21-53/25-46	.396/.543	5-23/10-14	.217/.714	26-34/22-37	.765/.595	23/37 (14)	14/13	24/33	3/3	14/15	31/28
FLORIDA MEMORIAL	46/23	62/44	108-67	+41	37-73/28-78	.507/.359	14-36/8-27	.389/.296	20-29/3-6	.690/.500	50/44 +6	19/15	15/25	8/3	18/8	12/18
Ohio	31/38	35/30	66-68	(2)	27-65/29-57	.415/.509	7-36/2-12	.194/.167	5-10/8-13	.500/.615	27/44 (17)	13/14	15/23	1/3	18/5	20/11
Middle Tennessee	31/33	52/43	83-76	+7	31-68/27-64	.456/.422	12-32/6-20	.375/.300	9-11/16-23	.818/.696	31/51 (20)	14/9	10/21	5/3	7/8	18/18
UAB	34/38	31/46	65-84	(19)	15-55/33-60	.273/.550	7-31/5-16	.226/.313	28-39/13-18	.718/.722	29/48 (19)	7/18	9/16	2/4	9/6	17/23
CHARLOTTE	34/25	35/41	69-66	+3	22-59/22-53	.373/.415	7-21/5-12	.333/.417	18-31/17-25	.581/.680	38/41 (3)	14/9	18/23	8/6	11/9	21/19
OLD DOMINION	37/43	37/32	74-75	(1)	25-56/29-67	.446/.433	10-25/9-25	.400/.360	14-26/8-10	.538/.800	30/47 (17)	16/11	13/21	8/3	8/5	15/23
WKU	34/43	43/33	77-76	+1	24-56/28-55	.429/.509	5-22/7-17	.227/.412	24-40/13-24	.600/.542	38/36 +2	13/18	14/18	6/7	7/8	21/22
Marshall	43/53	54/52	97-105	(8)	42-78/37-64	.538/.578	7-21/8-18	.333/.444	6-11/23-30	.545/.767	38/33 +5	12/14	20/17	2/6	9/16	22/15
Florida Atlantic	40/34	38/40	78-74	+4	29-61/26-69	.475/.377	12-26/9-30	.462/.300	8-18/13-17	.444/.765	32/49 (17)	17/14	9/10	3/1	7/2	17/18
FLORIDA ATLANTIC	42/43	30/46	72-89	(17)	23-69/28-52	.333/.538	9-30/7-15	.300/.467	17-24/26-31	.708/.839	32/45 (13)	11/15	15/22	5/6	9/8	25/22
SOUTHERN MISS	38/47	35/42	73-89	(16)	25-63/38-64	.397/.594	13-35/4-13	.371/.308	10-12/9-12	.833/.750	32/34 (2)	18/23	16/13	2/6	5/11	12/12
LOUISIANA TECH	35/40	40/29	75-69	+6	29-70/28-70	.414/.400	12-31/8-27	.387/.296	5-10/5-8	.500/.625	42/45 (3)	20/13	8/12	6/5	6/4	10/13

Note: Game totals are displayed in the format TEAM/OPPONENT for each category



2018-19 FIU Basketball
FIU Game-by-Game Highs (as of Feb 02, 2019)
All games



Opponent	Date	Score	Points	Rebounds	Assists	Steals	Blocked shots
WEBBER INTERNATIONAL	11-07-18	110-84	23-ANDREWS, Devon	8-DAYE, JR., Antonio	9-BEARD, JR., Brian	4-BEARD, JR., Brian	2-OSAGHAE, Osasu
JOHNSON & WALES	11-09-18	117-47	20-ANDREWS, Devon	12-OSAGHAE, Osasu	7-BEARD, JR., Brian	4-BEARD, JR., Brian JACOB, Trejon	3-OSAGHAE, Osasu
MILWAUKEE	11-13-18	86-83	19-BEARD, JR., Brian	15-OSAGHAE, Osasu	7-BEARD, JR., Brian	2-ANDREWS, Devon JACOB, Trejon BEARD, JR., Brian	4-OSAGHAE, Osasu
at Fordham	11-16-18	77-83	22-BEARD, JR., Brian	6-BEARD, JR., Brian	7-BEARD, JR., Brian	6-BEARD, JR., Brian	1-OSAGHAE, Osasu
vs Columbia	11-17-18	98-87	26-BEARD, JR., Brian	11-ANDREWS, Devon	10-BEARD, JR., Brian	3-BEARD, JR., Brian BANKS, Isaiah	3-OSAGHAE, Osasu
vs Youngstown St.	11-18-18	102-93	36-BEARD, JR., Brian	5-ANDREWS, Devon	7-BEARD, JR., Brian	3-BEARD, JR., Brian	1-OSAGHAE, Osasu
AVE MARIA	11-23-18	104-84	21-JACOB, Trejon	6-BURWELL, Marcus	6-BEARD, JR., Brian	4-DAYE, JR., Antonio	1-DOUGLAS, Michael JACOB, Trejon
at FGCU	11-28-18	81-80	21-BEARD, JR., Brian	8-ANDREWS, Devon	4-ANDREWS, Devon BEARD, JR., Brian	4-ANDREWS, Devon	2-DIENG, Elhadji VEIRA, Cordell
at Arkansas	12-01-18	89-121	21-BEARD, JR., Brian	8-JACOB, Trejon BEARD, JR., Brian	6-BEARD, JR., Brian	5-BEARD, JR., Brian	1-BANKS, Isaiah DIENG, Elhadji
NORTH FLORIDA	12-13-18	102-89	29-BEARD, JR., Brian	8-BEARD, JR., Brian	6-BEARD, JR., Brian	4-ANDREWS, Devon BEARD, JR., Brian	4-OSAGHAE, Osasu
USF	12-18-18	73-82	13-OSAGHAE, Osasu JACOB, Trejon	5-OSAGHAE, Osasu	5-BURWELL, Marcus	4-BURWELL, Marcus	1-OSAGHAE, Osasu JACOB, Trejon ANDREWS, Devon
FLORIDA MEMORIAL	12-20-18	108-67	22-NUNEZ, JR., Willy	9-OSAGHAE, Osasu	6-BEARD, JR., Brian	4-ANDREWS, Devon	4-OSAGHAE, Osasu
at Ohio	12-30-18	66-68	13-BEARD, JR., Brian	13-OSAGHAE, Osasu	6-BEARD, JR., Brian	5-DAYE, JR., Antonio BEARD, JR., Brian	1-OSAGHAE, Osasu
at Middle Tennessee	01-03-19	83-76	28-BEARD, JR., Brian	7-JACOB, Trejon OSAGHAE, Osasum	7-BEARD, JR., Brian	2-BEARD, JR., Brian JACOB, Trejon DAYE, JR., Antonio	2-OSAGHAE, Osasu ANDREWS, Devon
at UAB	01-05-19	65-84	20-ANDREWS, Devon	7-ANDREWS, Devon	3-BEARD, JR., Brian	3-ANDREWS, Devon	1-JACOB, Trejon OSAGHAE, Osasum
CHARLOTTE	01-10-19	69-66	19-JACOB, Trejon	8-ANDREWS, Devon	7-BEARD, JR., Brian	5-BEARD, JR., Brian	7-OSAGHAE, Osasu
OLD DOMINION	01-12-19	74-75	28-BEARD, JR., Brian	11-OSAGHAE, Osasu	10-BEARD, JR., Brian	4-BEARD, JR., Brian	6-OSAGHAE, Osasu
at WKU	01-17-19	77-76	16-OSAGHAE, Osasu	10-OSAGHAE, Osasu	4-BEARD, JR., Brian ANDREWS, Devon	2-DAYE, JR., Antonio NUNEZ, JR., Willy	2-OSAGHAE, Osasu
at Marshall	01-19-19	97-105	23-ANDREWS, Devon	15-OSAGHAE, Osasu	6-BEARD, JR., Brian	3-BEARD, JR., Brian	2-OSAGHAE, Osasu
at Florida Atlantic	01-23-19	78-74	19-ANDREWS, Devon	6-OSAGHAE, Osasu	9-BEARD, JR., Brian	2-JACOB, Trejon	3-OSAGHAE, Osasu
FLORIDA ATLANTIC	01-26-19	72-89	21-ANDREWS, Devon	13-OSAGHAE, Osasu	4-DAYE, JR., Antonio	3-DAYE, JR., Antonio	3-OSAGHAE, Osasu
SOUTHERN MISS	01-31-19	73-89	21-NUNEZ, JR., Willy	9-OSAGHAE, Osasu	7-BEARD, JR., Brian	2-BEARD, JR., Brian	1-ANDREWS, Devon OSAGHAE, Osasum
LOUISIANA TECH	02-02-19	75-69	24-JACOB, Trejon	7-ANDREWS, Devon	9-BEARD, JR., Brian	2-DAYE, JR., Antonio	6-OSAGHAE, Osasu



2018-19 FIU Basketball
FIU Team High/Low Analysis (as of Feb 02, 2019)
All games



FIU - TEAM GAME HIGHS

POINTS	117	JOHNSON & WALES (11-09-18)
	110	WEBBER INTERNATIONAL (11-07-18)
	108	FLORIDA MEMORIAL (12-20-18)
	104	AVE MARIA (11-23-18)
	102	NORTH FLORIDA (12-13-18)
	102	vs Youngstown St. (11-18-18)
FIELD GOALS MADE	44	WEBBER INTERNATIONAL (11-07-18)
	42	at Marshall (01-19-19)
FIELD GOAL ATTEMPTS	85	WEBBER INTERNATIONAL (11-07-18)
	83	at Arkansas (12-01-18)
FIELD GOAL PERCENTAGE	.538 (42-78)	at Marshall (01-19-19)
	.538 (35-65)	vs Youngstown St. (11-18-18)
3 PT FIELD GOALS MADE	14	FLORIDA MEMORIAL (12-20-18)
	14	JOHNSON & WALES (11-09-18)
3 PT FG ATTEMPTS	37	at Arkansas (12-01-18)
	37	JOHNSON & WALES (11-09-18)
3 PT FG PERCENTAGE	.462 (12-26)	at Florida Atlantic (01-23-19)
	.400 (10-25)	OLD DOMINION (01-12-19)
FREE THROWS MADE	28	at UAB (01-05-19)
	26	USF (12-18-18)
FREE THROW ATTEMPTS	40	at WKU (01-17-19)
	39	at UAB (01-05-19)
FREE THROW PERCENTAGE	.833 (10-12)	SOUTHERN MISS (01-31-19)
	.818 (9-11)	at Middle Tennessee (01-03-19)
REBOUNDS	53	JOHNSON & WALES (11-09-18)
	50	FLORIDA MEMORIAL (12-20-18)
	50	WEBBER INTERNATIONAL (11-07-18)
ASSISTS	26	JOHNSON & WALES (11-09-18)
	21	WEBBER INTERNATIONAL (11-07-18)
STEALS	18	at Ohio (12-30-18)
	18	FLORIDA MEMORIAL (12-20-18)
BLOCKED SHOTS	8	OLD DOMINION (01-12-19)
	8	CHARLOTTE (01-10-19)
	8	FLORIDA MEMORIAL (12-20-18)
TURNOVERS	24	USF (12-18-18)
	20	at Marshall (01-19-19)
FOULS	33	at Fordham (11-16-18)
	31	USF (12-18-18)



2018-19 FIU Basketball
FIU High/Low Analysis (as of Feb 02, 2019)
All games



Opponent - GAME HIGHS

POINTS	121	at Arkansas (12-01-18)
	105	at Marshall (01-19-19)
	93	vs Youngstown St. (11-18-18)
	89	SOUTHERN MISS (01-31-19)
	89	FLORIDA ATLANTIC (01-26-19)
	89	NORTH FLORIDA (12-13-18)
FIELD GOALS MADE	42	at Arkansas (12-01-18)
	38	SOUTHERN MISS (01-31-19)
FIELD GOAL ATTEMPTS	78	FLORIDA MEMORIAL (12-20-18)
	74	WEBBER INTERNATIONAL (11-07-18)
FIELD GOAL PERCENTAGE	.609 (42-69)	at Arkansas (12-01-18)
	.594 (38-64)	SOUTHERN MISS (01-31-19)
3 PT FIELD GOALS MADE	13	at Arkansas (12-01-18)
	11	vs Columbia (11-17-18)
3 PT FG ATTEMPTS	36	WEBBER INTERNATIONAL (11-07-18)
	33	NORTH FLORIDA (12-13-18)
	33	JOHNSON & WALES (11-09-18)
3 PT FG PERCENTAGE	.714 (10-14)	USF (12-18-18)
	.520 (13-25)	at Arkansas (12-01-18)
FREE THROWS MADE	36	at Fordham (11-16-18)
	26	FLORIDA ATLANTIC (01-26-19)
FREE THROW ATTEMPTS	43	at Fordham (11-16-18)
	39	at Arkansas (12-01-18)
FREE THROW PERCENTAGE	.839 (26-31)	FLORIDA ATLANTIC (01-26-19)
	.837 (36-43)	at Fordham (11-16-18)
REBOUNDS	52	WEBBER INTERNATIONAL (11-07-18)
	51	at Middle Tennessee (01-03-19)
ASSISTS	26	at Arkansas (12-01-18)
	23	SOUTHERN MISS (01-31-19)
STEALS	16	at Marshall (01-19-19)
	15	USF (12-18-18)
BLOCKED SHOTS	11	at Arkansas (12-01-18)
	8	NORTH FLORIDA (12-13-18)
TURNOVERS	33	USF (12-18-18)
	32	AVE MARIA (11-23-18)
FOULS	28	USF (12-18-18)
	28	at Arkansas (12-01-18)
	28	vs Youngstown St. (11-18-18)



2018-19 FIU Basketball
FIU High/Low Analysis (as of Feb 02, 2019)
All games



FIU - GAME LOWS

POINTS	65	at UAB (01-05-19)
	66	at Ohio (12-30-18)
	69	CHARLOTTE (01-10-19)
	72	FLORIDA ATLANTIC (01-26-19)
	73	USF (12-18-18)
	73	SOUTHERN MISS (01-31-19)
FIELD GOALS MADE	15	at UAB (01-05-19)
	21	USF (12-18-18)
FIELD GOAL ATTEMPTS	53	USF (12-18-18)
	55	at UAB (01-05-19)
FIELD GOAL PERCENTAGE	.273 (15-55)	at UAB (01-05-19)
	.333 (23-69)	FLORIDA ATLANTIC (01-26-19)
3 PT FIELD GOALS MADE	4	at Fordham (11-16-18)
	5	USF (12-18-18)
	5	at WKU (01-17-19)
3 PT FG ATTEMPTS	21	CHARLOTTE (01-10-19)
	21	at Marshall (01-19-19)
3 PT FG PERCENTAGE	.143 (4-28)	at Fordham (11-16-18)
	.162 (6-37)	at Arkansas (12-01-18)
FREE THROWS MADE	5	at FGCU (11-28-18)
	5	at Ohio (12-30-18)
	5	LOUISIANA TECH (02-02-19)
FREE THROW ATTEMPTS	10	at Ohio (12-30-18)
	10	LOUISIANA TECH (02-02-19)
FREE THROW PERCENTAGE	.417 (5-12)	at FGCU (11-28-18)
	.433 (13-30)	WEBBER INTERNATIONAL (11-07-18)
REBOUNDS	23	USF (12-18-18)
	27	at Ohio (12-30-18)
ASSISTS	7	at UAB (01-05-19)
	11	FLORIDA ATLANTIC (01-26-19)
STEALS	5	SOUTHERN MISS (01-31-19)
	6	LOUISIANA TECH (02-02-19)
BLOCKED SHOTS	1	at Fordham (11-16-18)
	1	vs Youngstown St. (11-18-18)
	1	at Ohio (12-30-18)
TURNOVERS	8	LOUISIANA TECH (02-02-19)
	9	at UAB (01-05-19)
	9	at Florida Atlantic (01-23-19)
FOULS	10	LOUISIANA TECH (02-02-19)
	12	JOHNSON & WALES (11-09-18)
	12	FLORIDA MEMORIAL (12-20-18)
	12	SOUTHERN MISS (01-31-19)



2018-19 FIU Basketball
FIU High/Low Analysis (as of Feb 02, 2019)
All games



Opponent - GAME LOWS

POINTS	47	JOHNSON & WALES (11-09-18)
	66	CHARLOTTE (01-10-19)
	67	FLORIDA MEMORIAL (12-20-18)
	68	at Ohio (12-30-18)
	69	LOUISIANA TECH (02-02-19)
FIELD GOALS MADE	16	JOHNSON & WALES (11-09-18)
	21	at Fordham (11-16-18)
FIELD GOAL ATTEMPTS	46	USF (12-18-18)
	51	at Fordham (11-16-18)
FIELD GOAL PERCENTAGE	.262 (16-61)	JOHNSON & WALES (11-09-18)
	.351 (26-74)	WEBBER INTERNATIONAL (11-07-18)
3 PT FIELD GOALS MADE	2	at Ohio (12-30-18)
	4	SOUTHERN MISS (01-31-19)
3 PT FG ATTEMPTS	12	at Ohio (12-30-18)
	12	CHARLOTTE (01-10-19)
3 PT FG PERCENTAGE	.167 (2-12)	at Ohio (12-30-18)
	.182 (6-33)	NORTH FLORIDA (12-13-18)
FREE THROWS MADE	3	FLORIDA MEMORIAL (12-20-18)
	5	LOUISIANA TECH (02-02-19)
FREE THROW ATTEMPTS	6	FLORIDA MEMORIAL (12-20-18)
	8	LOUISIANA TECH (02-02-19)
FREE THROW PERCENTAGE	.500 (3-6)	FLORIDA MEMORIAL (12-20-18)
	.538 (14-26)	at FGCU (11-28-18)
REBOUNDS	33	at Marshall (01-19-19)
	34	SOUTHERN MISS (01-31-19)
ASSISTS	4	at Fordham (11-16-18)
	9	at Middle Tennessee (01-03-19)
	9	CHARLOTTE (01-10-19)
STEALS	2	at Florida Atlantic (01-23-19)
	3	at Fordham (11-16-18)
BLOCKED SHOTS	1	WEBBER INTERNATIONAL (11-07-18)
	1	at Florida Atlantic (01-23-19)
TURNOVERS	10	at Florida Atlantic (01-23-19)
	12	LOUISIANA TECH (02-02-19)
FOULS	11	at Ohio (12-30-18)
	12	SOUTHERN MISS (01-31-19)



2018-19 FIU Basketball
FIU Player High/Low Analysis (as of Feb 02, 2019)
All games



FIU - INDIVIDUAL GAME HIGHS

Points	36		BEARD, JR., Brian vs Youngstown St. (11-18-18)
	29		BEARD, JR., Brian vs North Florida (12-13-18)
	28		BEARD, JR., Brian vs Old Dominion (01-12-19)
	28		BEARD, JR., Brian at Middle Tennessee (01-03-19)
	26		BEARD, JR., Brian vs Columbia (11-17-18)
Field Goals Made	11		ANDREWS, Devon at Marshall (01-19-19)
	9		BEARD, JR., Brian at Middle Tennessee (01-03-19)
	9		BEARD, JR., Brian vs North Florida (12-13-18)
	9		JACOB, Trejon at Arkansas (12-01-18)
	9		BEARD, JR., Brian vs Youngstown St. (11-18-18)
	9		ANDREWS, Devon vs Webber International (11-07-18)
Field Goal Att.	23		BEARD, JR., Brian at Middle Tennessee (01-03-19)
	21		ANDREWS, Devon at Marshall (01-19-19)
FG Pct (min 5 made)	1.000	(8-8)	ANDREWS, Devon vs Johnson & Wales (11-09-18)
	1.000	(6-6)	OSAGHAE, Osasumwen vs Youngstown St. (11-18-18)
3-Point FG Made	7		NUNEZ, JR., Willy vs Southern Miss (01-31-19)
	6		JACOB, Trejon vs Louisiana Tech (02-02-19)
	6		JACOB, Trejon at Middle Tennessee (01-03-19)
	6		NUNEZ, JR., Willy vs Florida Memorial (12-20-18)
3-Point FG Att.	13		JACOB, Trejon vs Louisiana Tech (02-02-19)
	13		NUNEZ, JR., Willy vs Southern Miss (01-31-19)
	13		BEARD, JR., Brian at Middle Tennessee (01-03-19)
	13		NUNEZ, JR., Willy vs Florida Memorial (12-20-18)
	13		NUNEZ, JR., Willy at Arkansas (12-01-18)
3-Pt FG Pct (min 2 made)	1.000	(2-2)	ANDREWS, Devon vs Johnson & Wales (11-09-18)
	1.000	(2-2)	ANDREWS, Devon vs Webber International (11-07-18)
Free Throws Made	16		BEARD, JR., Brian vs Youngstown St. (11-18-18)
	11		BEARD, JR., Brian vs Columbia (11-17-18)
Free Throw Att.	20		BEARD, JR., Brian vs Youngstown St. (11-18-18)
	18		BEARD, JR., Brian vs Columbia (11-17-18)
FT Pct (min 3 made)	1.000	(5-5)	ANDREWS, Devon vs Southern Miss (01-31-19)
	1.000	(4-4)	BEARD, JR., Brian at WKU (01-17-19)
	1.000	(4-4)	NUNEZ, JR., Willy vs USF (12-18-18)
	1.000	(4-4)	BEARD, JR., Brian vs USF (12-18-18)
	1.000	(4-4)	BEARD, JR., Brian vs Ave Maria (11-23-18)
	1.000	(4-4)	ANDREWS, Devon vs Columbia (11-17-18)
	1.000	(3-3)	NUNEZ, JR., Willy at WKU (01-17-19)
	1.000	(3-3)	NUNEZ, JR., Willy at UAB (01-05-19)
	1.000	(3-3)	BURWELL, Marcus at Fordham (11-16-18)
Rebounds	15		OSAGHAE, Osasumwen at Marshall (01-19-19)
	15		OSAGHAE, Osasumwen vs Milwaukee (11-13-18)
Assists	10		BEARD, JR., Brian vs Old Dominion (01-12-19)
	10		BEARD, JR., Brian vs Columbia (11-17-18)
Steals	6		BEARD, JR., Brian at Fordham (11-16-18)
	5		BEARD, JR., Brian vs Charlotte (01-10-19)
	5		DAYE, JR., Antonio at Ohio (12-30-18)
	5		BEARD, JR., Brian at Ohio (12-30-18)
	5		BEARD, JR., Brian at Arkansas (12-01-18)
Blocked Shots	7		OSAGHAE, Osasumwen vs Charlotte (01-10-19)
	6		OSAGHAE, Osasumwen vs Louisiana Tech (02-02-19)
	6		OSAGHAE, Osasumwen vs Old Dominion (01-12-19)
Turnovers	9		BEARD, JR., Brian vs USF (12-18-18)
	7		BEARD, JR., Brian at Marshall (01-19-19)

Fouls	5	ANDREWS, Devon vs Florida Atlantic (01-26-19)
	5	DAYE, JR., Antonio at Marshall (01-19-19)
	5	OSAGHAE, Osasumwen vs Charlotte (01-10-19)
	5	DAYE, JR., Antonio vs USF (12-18-18)
	5	ANDREWS, Devon vs USF (12-18-18)
	5	DOUGLAS, Michael at Arkansas (12-01-18)
	5	DIENG, Elhadji at Arkansas (12-01-18)
	5	OSAGHAE, Osasumwen vs Columbia (11-17-18)
	5	OSAGHAE, Osasumwen at Fordham (11-16-18)
	5	DIENG, Elhadji at Fordham (11-16-18)
Minutes	5	ANDREWS, Devon at Fordham (11-16-18)
	38	BEARD, JR., Brian vs Old Dominion (01-12-19)
	38	BEARD, JR., Brian at Middle Tennessee (01-03-19)
	38	BEARD, JR., Brian at Fordham (11-16-18)
	37	BEARD, JR., Brian vs Louisiana Tech (02-02-19)
	36	BEARD, JR., Brian at Florida Atlantic (01-23-19)
	36	BEARD, JR., Brian vs Charlotte (01-10-19)
	36	JACOB, Trejon at Arkansas (12-01-18)



2018-19 FIU Basketball
FIU Opponent High/Low Analysis (as of Feb 02, 2019)
All games

OPPONENT INDIVIDUAL GAME HIGHS

Points	34	JOE, Isaiah at Arkansas (12-01-18)
	33	Stefanini, Gabe vs Columbia (11-17-18)
	30	BURKS, C.J. at Marshall (01-19-19)
	29	ELMORE, Jon at Marshall (01-19-19)
	28	RIDEAU, Laquincy vs USF (12-18-18)
	28	ESCOBAR, JT vs North Florida (12-13-18)
	28	Nick Honor at Fordham (11-16-18)
Field Goals Made	12	Stefanini, Gabe vs Columbia (11-17-18)
	11	BURKS, C.J. at Marshall (01-19-19)
	11	JOE, Isaiah at Arkansas (12-01-18)
Field Goal Att.	22	Teyvion Kirk at Ohio (12-30-18)
	19	ELMORE, Jon at Marshall (01-19-19)
	19	CAVER, Ahmad vs Old Dominion (01-12-19)
	19	ROY, Darius vs Milwaukee (11-13-18)
FG Pct (min 5 made)	1.000 (6-6)	Doug Taylor at Ohio (12-30-18)
	.909 (10-11)	HARPER-BAKER, Leonard vs Southern Miss (01-31-19)
3-Point FG Made	10	JOE, Isaiah at Arkansas (12-01-18)
	5	Adger, Anthony vs Florida Atlantic (01-26-19)
	5	ESCOBAR, JT vs North Florida (12-13-18)
	5	Stefanini, Gabe vs Columbia (11-17-18)
3-Point FG Att.	13	ESCOBAR, JT vs North Florida (12-13-18)
	13	JOE, Isaiah at Arkansas (12-01-18)
3-Pt FG Pct (min 2 made)	1.000 (2-2)	WEST, Jarrod at Marshall (01-19-19)
	1.000 (2-2)	Killingsworth, Jake vs Columbia (11-17-18)
Free Throws Made	14	Jesse Bunting at Fordham (11-16-18)
	10	ELMORE, Jon at Marshall (01-19-19)
Free Throw Att.	14	ELMORE, Jon at Marshall (01-19-19)
	14	Jesse Bunting at Fordham (11-16-18)
FT Pct (min 3 made)	1.000 (14-14)	Jesse Bunting at Fordham (11-16-18)
	1.000 (9-9)	Adger, Anthony vs Florida Atlantic (01-26-19)
	1.000 (7-7)	Nick Honor at Fordham (11-16-18)
	1.000 (5-5)	Donel Cathcart vs Youngstown St. (11-18-18)
	1.000 (5-5)	Kevin Grace vs Webber International (11-07-18)
	1.000 (4-4)	GRIFFIN, Tyree vs Southern Miss (01-31-19)
	1.000 (4-4)	BURKS, C.J. at Marshall (01-19-19)
	1.000 (4-4)	WEST, Jarrod at Marshall (01-19-19)
	1.000 (4-4)	BRYANT, Zack at UAB (01-05-19)
	1.000 (4-4)	Stefanini, Gabe vs Columbia (11-17-18)
	1.000 (4-4)	Dwayne Adams vs Johnson & Wales (11-09-18)
	1.000 (3-3)	Maitre, Richardson vs Florida Atlantic (01-26-19)
	1.000 (3-3)	Stapleton, Xavian vs Florida Atlantic (01-26-19)
	1.000 (3-3)	Jacknelson Joseph vs Johnson & Wales (11-09-18)
Rebounds	15	ABRAM, DeAndre vs Milwaukee (11-13-18)
	14	DURUJI, Anthony vs Louisiana Tech (02-02-19)
	14	SCOTT Jr, RaySean at FGCU (11-28-18)
Assists	10	HARRIS, Jalen at Arkansas (12-01-18)
	9	RIDEAU, Laquincy vs USF (12-18-18)
	9	GANDIA-ROSA, Ivan vs North Florida (12-13-18)
Steals	5	WEST, Jarrod at Marshall (01-19-19)
	5	RIDEAU, Laquincy vs USF (12-18-18)
Blocked Shots	4	BAILEY, Adrio at Arkansas (12-01-18)
	4	GAFFORD, Daniel at Arkansas (12-01-18)
Turnovers	8	DAVIS, Jon vs Charlotte (01-10-19)

	7	RIDEAU, Laquincy vs USF (12-18-18)
	7	BATES,ROMELLO vs Ave Maria (11-23-18)
	7	Dwayne Adams vs Johnson & Wales (11-09-18)
Fouls	5	YETNA, Alexis vs USF (12-18-18)
	5	BAILEY, Adrio at Arkansas (12-01-18)
	5	Darius Quisenberry vs Youngstown St. (11-18-18)
	5	Stefanini, Gabe vs Columbia (11-17-18)
	5	JOHNSON, Vance vs Milwaukee (11-13-18)
	5	Gustav Ling vs Johnson & Wales (11-09-18)



2018-19 FIU Basketball
FIU Individual Game-by-Game (as of Feb 02, 2019)
All games



#00 SMITH, Phillip

Opponent	Date	gs	min	Total		3-Pointers		Free throws		Rebounds				pf	a	t/o	blk	stl	pts	avg
				fg-fga	pct	3fg-fga	pct	ft-fta	pct	off	def	tot	avg							
WEBBER INTERNATIONAL	11-07-18		dnp	-	-	-	-	-	-	-	-	-	-	-	-	-	-	-	-	-
JOHNSON & WALES	11-09-18		dnp	-	-	-	-	-	-	-	-	-	-	-	-	-	-	-	-	-
MILWAUKEE	11-13-18		dnp	-	-	-	-	-	-	-	-	-	-	-	-	-	-	-	-	-
AVE MARIA	11-23-18		dnp	-	-	-	-	-	-	-	-	-	-	-	-	-	-	-	-	-
at FGCU	11-28-18		dnp	-	-	-	-	-	-	-	-	-	-	-	-	-	-	-	-	-
at Arkansas	12-01-18		dnp	-	-	-	-	-	-	-	-	-	-	-	-	-	-	-	-	-
NORTH FLORIDA	12-13-18		dnp	-	-	-	-	-	-	-	-	-	-	-	-	-	-	-	-	-
USF	12-18-18		dnp	-	-	-	-	-	-	-	-	-	-	-	-	-	-	-	-	-
FLORIDA MEMORIAL	12-20-18	4		0-1	.000	0-1	.000	0-1	.000	0	0	0	0.0	3	1	0	0	0	0	0.0
at Middle Tennessee	01-03-19		dnp	-	-	-	-	-	-	-	-	-	-	-	-	-	-	-	-	-
at UAB	01-05-19		dnp	-	-	-	-	-	-	-	-	-	-	-	-	-	-	-	-	-
CHARLOTTE	01-10-19	2		0-0	.000	0-0	.000	0-0	.000	0	0	0	0.0	0	0	0	0	0	0	0.0
OLD DOMINION	01-12-19		dnp	-	-	-	-	-	-	-	-	-	-	-	-	-	-	-	-	-
at WKU	01-17-19		dnp	-	-	-	-	-	-	-	-	-	-	-	-	-	-	-	-	-
at Marshall	01-19-19		dnp	-	-	-	-	-	-	-	-	-	-	-	-	-	-	-	-	-
at Florida Atlantic	01-23-19		dnp	-	-	-	-	-	-	-	-	-	-	-	-	-	-	-	-	-
FLORIDA ATLANTIC	01-26-19		dnp	-	-	-	-	-	-	-	-	-	-	-	-	-	-	-	-	-
SOUTHERN MISS	01-31-19		dnp	-	-	-	-	-	-	-	-	-	-	-	-	-	-	-	-	-
LOUISIANA TECH	02-02-19		dnp	-	-	-	-	-	-	-	-	-	-	-	-	-	-	-	-	-
Totals		0	6	0-1	.000	0-1	.000	0-1	.000	0	0	0	0.0	3	1	0	0	0	0	0.0

Games played: 2
Minutes/game: 3.0
FG Pct: 0.0
3FG Pct: 0.0
FT Pct: 0.0

Assists/game: 0.5
Assist/turnover ratio: 99.9



2018-19 FIU Basketball
FIU Individual Game-by-Game (as of Feb 02, 2019)
All games

#01 BANKS, Isaiah

Opponent	Date	gs	min	Total		3-Pointers		Free throws		Rebounds				pf	a	t/o	blk	stl	pts	avg
				fg-fga	pct	3fg-fga	pct	ft-fa	pct	off	def	tot	avg							
WEBBER INTERNATIONAL	11-07-18		23	7-11	.636	0-4	.000	0-4	.000	3	2	5	5.0	3	1	1	0	1	14	14.0
JOHNSON & WALES	11-09-18		18	4-6	.667	2-4	.500	2-3	.667	0	3	3	4.0	2	1	1	0	3	12	13.0
MILWAUKEE	11-13-18		9	0-4	.000	0-4	.000	0-0	.000	1	0	1	3.0	0	1	1	0	1	0	8.7
at Fordham	11-16-18		15	3-6	.500	1-3	.333	0-0	.000	1	0	1	2.5	4	1	2	0	2	7	8.3
vs Columbia	11-17-18		18	6-9	.667	1-3	.333	0-3	.000	1	0	1	2.2	3	0	0	0	3	13	9.2
vs Youngstown St.	11-18-18		18	2-4	.500	1-2	.500	1-2	.500	1	0	1	2.0	2	2	1	0	1	6	8.7
AVE MARIA	11-23-18		21	3-7	.429	0-2	.000	0-1	.000	0	0	0	1.7	3	0	1	0	1	6	8.3
at FGCU	11-28-18		20	2-4	.500	1-2	.500	0-0	.000	0	0	0	1.5	3	1	3	0	2	5	7.9
at Arkansas	12-01-18		23	4-10	.400	0-5	.000	3-7	.429	5	1	6	2.0	3	1	1	1	0	11	8.2
NORTH FLORIDA	12-13-18		21	4-8	.500	1-3	.333	1-2	.500	0	1	1	1.9	4	3	1	0	0	10	8.4
USF	12-18-18		dnp	-	-	-	-	-	-	-	-	-	-	-	-	-	-	-	-	-
FLORIDA MEMORIAL	12-20-18		11	5-7	.714	0-2	.000	0-0	.000	0	1	1	1.8	1	1	1	0	2	10	8.5
at Ohio	12-30-18		7	0-3	.000	0-3	.000	0-0	.000	0	0	0	1.7	1	1	1	0	0	0	7.8
at Middle Tennessee	01-03-19		11	1-4	.250	0-1	.000	1-1	1.000	0	2	2	1.7	2	0	1	0	1	3	7.5
at UAB	01-05-19		10	1-3	.333	1-3	.333	3-4	.750	0	1	1	1.6	1	0	2	0	2	6	7.4
CHARLOTTE	01-10-19		11	0-3	.000	0-1	.000	4-6	.667	2	2	4	1.8	2	1	2	0	0	4	7.1
OLD DOMINION	01-12-19		5	0-0	.000	0-0	.000	1-2	.500	0	2	2	1.8	0	1	2	0	0	1	6.8
at WKU	01-17-19		16	1-5	.200	0-2	.000	1-4	.250	0	2	2	1.8	2	1	0	1	1	3	6.5
at Marshall	01-19-19		14	1-3	.333	0-1	.000	0-0	.000	0	0	0	1.7	0	0	1	0	0	2	6.3
at Florida Atlantic	01-23-19		9	1-3	.333	1-2	.500	0-0	.000	0	0	0	1.6	1	0	0	0	0	3	6.1
FLORIDA ATLANTIC	01-26-19		19	4-7	.571	1-3	.333	1-2	.500	1	0	1	1.6	4	1	0	0	2	10	6.3
SOUTHERN MISS	01-31-19		24	2-5	.400	2-4	.500	0-0	.000	0	2	2	1.6	1	4	0	0	1	6	6.3
LOUISIANA TECH	02-02-19		11	1-2	.500	0-1	.000	0-2	.000	0	1	1	1.6	1	2	1	0	0	2	6.1
Totals		0	334	52-114	.456	12-55	.218	18-43	.419	15	20	35	1.6	43	23	23	2	23	134	6.1

Games played: 22
Minutes/game: 15.2
Points/game: 6.1
FG Pct: 45.6
3FG Pct: 21.8
FT Pct: 41.9

Rebounds/game: 1.6
Assists/game: 1.0
Turnovers/game: 1.0
Assist/turnover ratio: 1.0
Steals/game: 1.0
Blocks/game: 0.1



2018-19 FIU Basketball
FIU Individual Game-by-Game (as of Feb 02, 2019)
All games



#02 VEIRA, Cordell

Opponent	Date	gs	min	Total		3-Pointers		Free throws		Rebounds				pf	a	t/o	blk	stl	pts	avg
				fg-fga	pct	3fg-fga	pct	ft-fa	pct	off	def	tot	avg							
WEBBER INTERNATIONAL	11-07-18		13	1-2	.500	0-1	.000	1-2	.500	0	4	4	4.0	3	1	2	1	1	3	3.0
JOHNSON & WALES	11-09-18		16	2-4	.500	1-3	.333	0-0	.000	0	4	4	4.0	0	1	0	1	0	5	4.0
MILWAUKEE	11-13-18	dnp		-	-	-	-	-	-	-	-	-	-	-	-	-	-	-	-	-
vs Columbia	11-17-18		6	1-1	1.000	1-1	1.000	0-0	.000	0	0	0	2.7	0	1	1	0	0	3	3.7
AVE MARIA	11-23-18		10	2-2	1.000	0-0	.000	0-0	.000	1	0	1	2.3	1	0	1	0	0	4	3.8
at FGCU	11-28-18		9	0-0	.000	0-0	.000	0-0	.000	0	0	0	1.8	0	1	0	2	0	0	3.0
at Arkansas	12-01-18		10	0-3	.000	0-2	.000	0-0	.000	0	0	0	1.5	1	2	1	0	1	0	2.5
NORTH FLORIDA	12-13-18	dnp		-	-	-	-	-	-	-	-	-	-	-	-	-	-	-	-	-
USF	12-18-18	dnp		-	-	-	-	-	-	-	-	-	-	-	-	-	-	-	-	-
FLORIDA MEMORIAL	12-20-18		8	0-2	.000	0-2	.000	3-4	.750	0	2	2	1.6	0	1	0	0	0	3	2.6
at Middle Tennessee	01-03-19	dnp		-	-	-	-	-	-	-	-	-	-	-	-	-	-	-	-	-
at UAB	01-05-19		1	0-1	.000	0-0	.000	0-0	.000	0	0	0	1.4	0	0	0	0	0	0	2.3
CHARLOTTE	01-10-19	dnp		-	-	-	-	-	-	-	-	-	-	-	-	-	-	-	-	-
OLD DOMINION	01-12-19	dnp		-	-	-	-	-	-	-	-	-	-	-	-	-	-	-	-	-
at WKU	01-17-19		3	0-0	.000	0-0	.000	0-0	.000	0	0	0	1.2	0	0	0	0	0	0	2.0
at Marshall	01-19-19	dnp		-	-	-	-	-	-	-	-	-	-	-	-	-	-	-	-	-
at Florida Atlantic	01-23-19		1	0-0	.000	0-0	.000	0-0	.000	0	1	1	1.2	1	0	0	0	0	0	1.8
FLORIDA ATLANTIC	01-26-19		6	0-1	.000	0-1	.000	0-0	.000	0	0	0	1.1	2	0	0	0	0	0	1.6
SOUTHERN MISS	01-31-19	dnp		-	-	-	-	-	-	-	-	-	-	-	-	-	-	-	-	-
LOUISIANA TECH	02-02-19	dnp		-	-	-	-	-	-	-	-	-	-	-	-	-	-	-	-	-
Totals		0	83	6-16	.375	2-10	.200	4-6	.667	1	11	12	1.1	8	7	5	4	2	18	1.6

Games played: 11
Minutes/game: 7.5
Points/game: 1.6
FG Pct: 37.5
3FG Pct: 20.0
FT Pct: 66.7

Rebounds/game: 1.1
Assists/game: 0.6
Turnovers/game: 0.5
Assist/turnover ratio: 1.4
Steals/game: 0.2
Blocks/game: 0.4



2018-19 FIU Basketball
FIU Individual Game-by-Game (as of Feb 02, 2019)
All games

#03 JACOB, Trejon

Opponent	Date	gs	min	Total		3-Pointers		Free throws		Rebounds				pf	a	t/o	blk	stl	pts	avg	
				fg-fga	pct	3fg-fga	pct	ft-fa	pct	off	def	tot	avg								
WEBBER INTERNATIONAL	11-07-18	*	19	7-12	.583	4-7	.571	1-3	.333	0	3	3	3.0	2	0	1	1	1	19	19.0	
JOHNSON & WALES	11-09-18	*	17	2-7	.286	0-4	.000	2-3	.667	2	1	3	3.0	1	1	2	0	4	6	12.5	
MILWAUKEE	11-13-18	*	17	2-7	.286	0-3	.000	0-0	.000	1	4	5	3.7	2	1	0	0	2	4	9.7	
at Fordham	11-16-18	*	26	3-7	.429	0-3	.000	1-2	.500	0	5	5	4.0	3	0	1	0	0	7	9.0	
vs Columbia	11-17-18	*	27	4-9	.444	2-6	.333	1-2	.500	0	6	6	4.4	0	1	2	0	1	11	9.4	
vs Youngstown St.	11-18-18		14	3-5	.600	2-4	.500	0-0	.000	0	1	1	3.8	1	0	0	0	0	8	9.2	
AVE MARIA	11-23-18	*	24	8-11	.727	5-7	.714	0-0	.000	1	3	4	3.9	1	0	0	1	3	21	10.9	
at FGCU	11-28-18	*	26	6-14	.429	1-6	.167	0-0	.000	1	1	2	3.6	3	0	1	0	1	13	11.1	
at Arkansas	12-01-18	*	36	9-18	.500	2-6	.333	0-1	.000	2	6	8	4.1	0	2	1	0	0	20	12.1	
NORTH FLORIDA	12-13-18	*	24	4-7	.571	2-3	.667	1-2	.500	0	5	5	4.2	1	2	2	1	1	11	12.0	
USF	12-18-18	*	24	4-11	.364	2-7	.286	3-4	.750	0	4	4	4.2	3	2	3	1	0	13	12.1	
FLORIDA MEMORIAL	12-20-18	*	18	4-8	.500	2-4	.500	0-1	.000	3	1	4	4.2	0	0	4	1	1	10	11.9	
at Ohio	12-30-18	*	22	3-8	.375	0-4	.000	0-2	.000	0	1	1	3.9	1	0	1	0	4	6	11.5	
at Middle Tennessee	01-03-19	*	27	6-9	.667	6-9	.667	2-2	1.000	0	7	7	4.1	2	0	3	0	2	20	12.1	
at UAB	01-05-19	*	25	1-6	.167	1-5	.200	3-4	.750	0	2	2	4.0	1	0	1	1	1	6	11.7	
CHARLOTTE	01-10-19	*	29	8-13	.615	3-6	.500	0-1	.000	0	4	4	4.0	0	1	1	0	1	19	12.1	
OLD DOMINION	01-12-19	*	34	6-11	.545	3-6	.500	1-2	.500	1	4	5	4.1	1	0	0	1	2	16	12.4	
at WKU	01-17-19	*	17	0-3	.000	0-2	.000	0-0	.000	1	3	4	4.1	1	1	0	0	0	0	11.7	
at Marshall	01-19-19	*	20	3-7	.429	0-2	.000	0-2	.000	1	1	2	3.9	1	0	1	0	1	6	11.4	
at Florida Atlantic	01-23-19	*	25	6-9	.667	3-5	.600	0-0	.000	1	2	3	3.9	1	0	1	0	2	15	11.6	
FLORIDA ATLANTIC	01-26-19	*	14	0-4	.000	0-2	.000	0-0	.000	0	1	1	3.8	2	1	0	0	0	0	11.0	
SOUTHERN MISS	01-31-19	*	15	1-5	.200	0-2	.000	0-0	.000	2	2	4	3.8	0	1	5	0	0	2	10.6	
LOUISIANA TECH	02-02-19	*	30	8-16	.500	6-13	.462	2-2	1.000	0	6	6	3.9	0	1	1	0	1	24	11.2	
Totals			22	530	98-207	.473	44-116	.379	17-33	.515	16	73	89	3.9	27	14	31	7	28	257	11.2

Games played: 23
Minutes/game: 23.0
Points/game: 11.2
FG Pct: 47.3
3FG Pct: 37.9
FT Pct: 51.5

Rebounds/game: 3.9
Assists/game: 0.6
Turnovers/game: 1.3
Assist/turnover ratio: 0.5
Steals/game: 1.2
Blocks/game: 0.3



2018-19 FIU Basketball
FIU Individual Game-by-Game (as of Feb 02, 2019)
All games

#04 BEARD, JR., Brian

Opponent	Date	gs	min	Total		3-Pointers		Free throws		Rebounds				pf	a	t/o	blk	stl	pts	avg	
				fg-fga	pct	3fg-fga	pct	ft-fa	pct	off	def	tot	avg								
WEBBER INTERNATIONAL	11-07-18	*	26	8-15	.533	2-6	.333	2-6	.333	0	6	6	6.0	1	9	3	0	4	20	20.0	
JOHNSON & WALES	11-09-18	*	22	4-8	.500	3-4	.750	3-4	.750	0	3	3	4.5	1	7	1	0	4	14	17.0	
MILWAUKEE	11-13-18	*	35	6-16	.375	1-6	.167	6-9	.667	0	1	1	3.3	3	7	3	0	2	19	17.7	
at Fordham	11-16-18	*	38	7-14	.500	0-3	.000	8-12	.667	1	5	6	4.0	4	7	2	0	6	22	18.8	
vs Columbia	11-17-18	*	33	7-17	.412	1-4	.250	11-18	.611	0	6	6	4.4	2	10	3	0	3	26	20.2	
vs Youngstown St.	11-18-18	*	34	9-13	.692	2-5	.400	16-20	.800	0	3	3	4.2	3	7	2	0	3	36	22.8	
AVE MARIA	11-23-18	*	29	7-13	.538	0-4	.000	4-4	1.000	0	0	0	3.6	0	6	2	0	3	18	22.1	
at FGCU	11-28-18	*	24	8-15	.533	4-7	.571	1-3	.333	2	4	6	3.9	4	4	4	0	1	21	22.0	
at Arkansas	12-01-18	*	32	5-15	.333	1-7	.143	10-12	.833	3	5	8	4.3	4	6	1	0	5	21	21.9	
NORTH FLORIDA	12-13-18	*	33	9-19	.474	1-5	.200	10-12	.833	2	6	8	4.7	2	6	5	0	4	29	22.6	
USF	12-18-18	*	30	0-8	.000	0-2	.000	4-4	1.000	2	2	4	4.6	4	4	9	0	3	4	20.9	
FLORIDA MEMORIAL	12-20-18	*	25	7-9	.778	2-4	.500	1-1	1.000	1	2	3	4.5	3	6	2	1	3	17	20.6	
at Ohio	12-30-18	*	33	5-13	.385	1-7	.143	2-2	1.000	0	2	2	4.3	3	6	6	0	5	13	20.0	
at Middle Tennessee	01-03-19	*	38	9-23	.391	5-13	.385	5-7	.714	0	1	1	4.1	0	7	3	0	2	28	20.6	
at UAB	01-05-19	*	32	1-12	.083	1-6	.167	6-8	.750	0	5	5	4.1	3	3	0	0	2	9	19.8	
CHARLOTTE	01-10-19	*	36	2-16	.125	1-6	.167	3-5	.600	0	2	2	4.0	1	7	3	0	5	8	19.1	
OLD DOMINION	01-12-19	*	38	8-15	.533	3-6	.500	9-12	.750	0	0	0	3.8	1	10	3	0	4	28	19.6	
at WKU	01-17-19	*	33	4-11	.364	2-4	.500	4-4	1.000	0	2	2	3.7	3	4	4	0	1	14	19.3	
at Marshall	01-19-19	*	35	6-16	.375	1-4	.250	3-4	.750	3	3	6	3.8	2	6	7	0	3	16	19.1	
at Florida Atlantic	01-23-19	*	36	5-17	.294	4-9	.444	0-2	.000	0	2	2	3.7	2	9	4	0	1	14	18.9	
FLORIDA ATLANTIC	01-26-19	*	35	4-16	.250	3-9	.333	5-6	.833	2	3	5	3.8	2	2	2	1	2	16	18.7	
SOUTHERN MISS	01-31-19	*	29	2-6	.333	0-3	.000	1-2	.500	1	1	2	3.7	2	7	3	0	2	5	18.1	
LOUISIANA TECH	02-02-19	*	37	6-16	.375	2-6	.333	2-3	.667	1	5	6	3.8	2	9	3	0	1	16	18.0	
Totals			23	743	129-323	.399	40-130	.308	116-160	.725	18	69	87	3.8	52	149	75	2	69	414	18.0

Games played: 23
Minutes/game: 32.3
Points/game: 18.0
FG Pct: 39.9
3FG Pct: 30.8
FT Pct: 72.5

Rebounds/game: 3.8
Assists/game: 6.5
Turnovers/game: 3.3
Assist/turnover ratio: 2.0
Steals/game: 3.0
Blocks/game: 0.1



2018-19 FIU Basketball
FIU Individual Game-by-Game (as of Feb 02, 2019)
All games

#05 DAYE, JR., Antonio

Opponent	Date	gs	min	Total		3-Pointers		Free throws		Rebounds				pf	a	t/o	blk	stl	pts	avg
				fg-fga	pct	3fg-fga	pct	ft-fa	pct	off	def	tot	avg							
WEBBER INTERNATIONAL	11-07-18		18	6-11	.545	0-1	.000	2-3	.667	1	7	8	8.0	4	3	2	0	2	14	14.0
JOHNSON & WALES	11-09-18		20	4-8	.500	0-1	.000	4-7	.571	2	3	5	6.5	3	4	3	0	1	12	13.0
MILWAUKEE	11-13-18		18	1-4	.250	0-1	.000	1-2	.500	0	3	3	5.3	4	3	3	0	1	3	9.7
at Fordham	11-16-18		18	0-4	.000	0-1	.000	0-2	.000	0	0	0	4.0	3	1	1	0	1	0	7.3
vs Columbia	11-17-18		15	0-2	.000	0-0	.000	1-2	.500	2	2	4	4.0	2	1	3	0	0	1	6.0
vs Youngstown St.	11-18-18		25	2-6	.333	0-0	.000	2-2	1.000	0	2	2	3.7	1	3	4	0	2	6	6.0
AVE MARIA	11-23-18		22	4-8	.500	0-0	.000	8-11	.727	0	3	3	3.6	1	3	2	0	4	16	7.4
at FGCU	11-28-18		23	3-4	.750	1-2	.500	0-0	.000	0	3	3	3.5	3	3	4	0	1	7	7.4
at Arkansas	12-01-18		26	5-10	.500	0-1	.000	5-10	.500	1	2	3	3.4	3	2	4	0	0	15	8.2
NORTH FLORIDA	12-13-18		13	0-3	.000	0-1	.000	0-0	.000	1	0	1	3.2	3	2	3	0	1	0	7.4
USF	12-18-18		23	3-4	.750	0-0	.000	3-4	.750	0	0	0	2.9	5	1	6	0	3	9	7.5
FLORIDA MEMORIAL	12-20-18		23	0-3	.000	0-2	.000	4-7	.571	0	5	5	3.1	0	2	4	0	2	4	7.3
at Ohio	12-30-18		22	2-3	.667	0-1	.000	0-0	.000	0	1	1	2.9	3	3	2	0	5	4	7.0
at Middle Tennessee	01-03-19		29	5-7	.714	0-1	.000	1-1	1.000	0	2	2	2.9	4	3	1	0	2	11	7.3
at UAB	01-05-19	*	34	4-9	.444	1-2	.500	4-6	.667	2	1	3	2.9	4	1	0	0	0	13	7.7
CHARLOTTE	01-10-19	*	31	3-8	.375	0-1	.000	4-9	.444	0	3	3	2.9	2	4	3	0	0	10	7.8
OLD DOMINION	01-12-19	*	32	0-5	.000	0-2	.000	0-2	.000	1	2	3	2.9	1	1	3	0	1	0	7.4
at WKU	01-17-19	*	27	5-10	.500	0-2	.000	5-7	.714	0	3	3	2.9	1	1	2	0	2	15	7.8
at Marshall	01-19-19	*	33	7-9	.778	0-0	.000	1-2	.500	0	1	1	2.8	5	5	3	0	1	15	8.2
at Florida Atlantic	01-23-19	*	35	3-7	.429	0-2	.000	4-9	.444	0	5	5	2.9	2	7	2	0	1	10	8.3
FLORIDA ATLANTIC	01-26-19	*	27	3-9	.333	0-3	.000	0-0	.000	0	0	0	2.8	2	4	5	0	3	6	8.1
SOUTHERN MISS	01-31-19	*	25	5-11	.455	2-5	.400	0-0	.000	0	1	1	2.7	2	4	4	0	0	12	8.3
LOUISIANA TECH	02-02-19	*	25	1-6	.167	0-1	.000	0-0	.000	0	4	4	2.7	1	2	1	0	2	2	8.0
Totals		9	564	66-151	.437	4-30	.133	49-86	.570	10	53	63	2.7	59	63	65	0	35	185	8.0

Games played: 23
Minutes/game: 24.5
Points/game: 8.0
FG Pct: 43.7
3FG Pct: 13.3
FT Pct: 57.0

Rebounds/game: 2.7
Assists/game: 2.7
Turnovers/game: 2.8
Assist/turnover ratio: 1.0
Steals/game: 1.5



2018-19 FIU Basketball
FIU Individual Game-by-Game (as of Feb 02, 2019)
All games

#10 ANDREWS, Devon

Opponent	Date	gs	min	Total		3-Pointers		Free throws		Rebounds				pf	a	t/o	blk	stl	pts	avg	
				fg-fga	pct	3fg-fga	pct	ft-fa	pct	off	def	tot	avg								
WEBBER INTERNATIONAL	11-07-18	*	22	9-13	.692	2-2	1.000	3-5	.600	4	1	5	5.0	1	4	3	1	1	23	23.0	
JOHNSON & WALES	11-09-18	*	15	8-8	1.000	2-2	1.000	2-4	.500	1	1	2	3.5	0	0	1	0	1	20	21.5	
MILWAUKEE	11-13-18	*	29	6-9	.667	2-3	.667	3-5	.600	0	6	6	4.3	0	0	1	0	2	17	20.0	
at Fordham	11-16-18	*	17	7-9	.778	1-2	.500	3-4	.750	2	3	5	4.5	5	0	1	0	1	18	19.5	
vs Columbia	11-17-18	*	28	6-12	.500	1-2	.500	4-4	1.000	0	11	11	5.8	3	2	2	1	2	17	19.0	
vs Youngstown St.	11-18-18	*	30	7-12	.583	0-3	.000	4-8	.500	1	4	5	5.7	0	1	1	0	2	18	18.8	
AVE MARIA	11-23-18		dnp	-	-	-	-	-	-	-	-	-	-	-	-	-	-	-	-	-	
at FGCU	11-28-18	*	31	6-11	.545	1-3	.333	2-2	1.000	3	5	8	6.0	3	4	4	0	4	15	18.3	
at Arkansas	12-01-18	*	16	2-7	.286	0-1	.000	0-0	.000	1	2	3	5.6	4	1	1	0	1	4	16.5	
NORTH FLORIDA	12-13-18	*	23	3-7	.429	1-2	.500	1-2	.500	0	3	3	5.3	3	2	1	1	4	8	15.6	
USF	12-18-18	*	27	3-8	.375	0-2	.000	4-6	.667	0	1	1	4.9	5	1	1	1	1	10	15.0	
FLORIDA MEMORIAL	12-20-18	*	21	7-10	.700	2-3	.667	3-4	.750	3	3	6	5.0	0	2	0	1	4	19	15.4	
at Ohio	12-30-18	*	28	5-12	.417	0-3	.000	1-2	.500	0	5	5	5.0	3	0	3	0	2	11	15.0	
at Middle Tennessee	01-03-19	*	25	6-11	.545	0-3	.000	0-0	.000	1	1	2	4.8	0	0	1	2	0	12	14.8	
at UAB	01-05-19	*	31	5-10	.500	1-5	.200	9-12	.750	2	5	7	4.9	2	2	2	0	3	20	15.1	
CHARLOTTE	01-10-19	*	23	1-4	.250	0-1	.000	3-4	.750	2	6	8	5.1	3	1	2	0	0	5	14.5	
OLD DOMINION	01-12-19	*	29	3-9	.333	1-5	.200	2-3	.667	0	2	2	4.9	4	3	2	1	1	9	14.1	
at WKU	01-17-19	*	25	3-8	.375	0-2	.000	5-8	.625	2	7	9	5.2	4	4	4	1	1	11	13.9	
at Marshall	01-19-19	*	27	11-21	.524	1-4	.250	0-0	.000	4	2	6	5.2	3	0	3	0	1	23	14.4	
at Florida Atlantic	01-23-19	*	29	7-10	.700	1-2	.500	4-5	.800	0	4	4	5.2	3	0	1	0	1	19	14.7	
FLORIDA ATLANTIC	01-26-19	*	33	7-14	.500	3-4	.750	4-5	.800	1	6	7	5.3	5	1	4	1	1	21	15.0	
SOUTHERN MISS	01-31-19	*	27	3-10	.300	2-5	.400	5-5	1.000	2	1	3	5.1	2	1	1	1	1	13	14.9	
LOUISIANA TECH	02-02-19	*	27	2-12	.167	0-2	.000	0-0	.000	2	5	7	5.2	3	4	0	0	1	4	14.4	
Totals			22	563	117-227	.515	21-61	.344	62-88	.705	31	84	115	5.2	56	33	39	11	35	317	14.4

Games played: 22
Minutes/game: 25.6
Points/game: 14.4
FG Pct: 51.5
3FG Pct: 34.4
FT Pct: 70.5

Rebounds/game: 5.2
Assists/game: 1.5
Turnovers/game: 1.8
Assist/turnover ratio: 0.8
Steals/game: 1.6
Blocks/game: 0.5



2018-19 FIU Basketball
FIU Individual Game-by-Game (as of Feb 02, 2019)
All games

#11 BURWELL, Marcus

Opponent	Date	gs	min	Total		3-Pointers		Free throws		Rebounds				pf	a	t/o	blk	stl	pts	avg
				fg-fga	pct	3fg-fga	pct	ft-fa	pct	off	def	tot	avg							
WEBBER INTERNATIONAL	11-07-18	*	20	3-7	.429	0-3	.000	3-4	.750	0	2	2	2.0	3	1	1	0	2	9	9.0
JOHNSON & WALES	11-09-18	*	20	4-11	.364	1-6	.167	1-2	.500	0	3	3	2.5	1	6	1	0	2	10	9.5
MILWAUKEE	11-13-18	*	27	4-8	.500	2-6	.333	2-4	.500	1	1	2	2.3	2	3	2	0	1	12	10.3
at Fordham	11-16-18	*	25	5-13	.385	1-7	.143	3-3	1.000	1	1	2	2.3	3	2	1	0	0	14	11.3
vs Columbia	11-17-18	*	7	0-0	.000	0-0	.000	0-0	.000	0	0	0	1.8	4	0	0	0	0	0	9.0
vs Youngstown St.	11-18-18	*	14	0-4	.000	0-2	.000	0-0	.000	1	3	4	2.2	1	2	3	0	0	0	7.5
AVE MARIA	11-23-18	*	23	2-7	.286	0-3	.000	2-3	.667	1	5	6	2.7	0	5	2	0	1	6	7.3
at FGCU	11-28-18	dnp		-	-	-	-	-	-	-	-	-	-	-	-	-	-	-	-	-
at Arkansas	12-01-18	dnp		-	-	-	-	-	-	-	-	-	-	-	-	-	-	-	-	-
NORTH FLORIDA	12-13-18		16	2-6	.333	1-3	.333	0-0	.000	0	2	2	2.6	3	2	2	0	2	5	7.0
USF	12-18-18		23	2-7	.286	1-5	.200	2-2	1.000	0	0	0	2.3	3	5	1	0	4	7	7.0
FLORIDA MEMORIAL	12-20-18		17	3-8	.375	2-4	.500	2-2	1.000	2	3	5	2.6	2	3	0	1	2	10	7.3
at Ohio	12-30-18		14	3-7	.429	3-7	.429	0-0	.000	0	0	0	2.4	2	0	1	0	0	9	7.5
at Middle Tennessee	01-03-19		17	0-4	.000	0-1	.000	0-0	.000	0	1	1	2.3	2	3	0	0	0	0	6.8
at UAB	01-05-19		6	0-2	.000	0-1	.000	0-0	.000	0	1	1	2.2	0	1	1	0	0	0	6.3
CHARLOTTE	01-10-19	dnp		-	-	-	-	-	-	-	-	-	-	-	-	-	-	-	-	-
OLD DOMINION	01-12-19	dnp		-	-	-	-	-	-	-	-	-	-	-	-	-	-	-	-	-
at WKU	01-17-19	dnp		-	-	-	-	-	-	-	-	-	-	-	-	-	-	-	-	-
at Marshall	01-19-19	dnp		-	-	-	-	-	-	-	-	-	-	-	-	-	-	-	-	-
at Florida Atlantic	01-23-19	dnp		-	-	-	-	-	-	-	-	-	-	-	-	-	-	-	-	-
FLORIDA ATLANTIC	01-26-19	dnp		-	-	-	-	-	-	-	-	-	-	-	-	-	-	-	-	-
SOUTHERN MISS	01-31-19	dnp		-	-	-	-	-	-	-	-	-	-	-	-	-	-	-	-	-
LOUISIANA TECH	02-02-19	dnp		-	-	-	-	-	-	-	-	-	-	-	-	-	-	-	-	-
Totals		7	229	28-84	.333	11-48	.229	15-20	.750	6	22	28	2.2	26	33	15	1	14	82	6.3

Games played: 13
Minutes/game: 17.6
Points/game: 6.3
FG Pct: 33.3
3FG Pct: 22.9
FT Pct: 75.0

Rebounds/game: 2.2
Assists/game: 2.5
Turnovers/game: 1.2
Assist/turnover ratio: 2.2
Steals/game: 1.1
Blocks/game: 0.1



2018-19 FIU Basketball
FIU Individual Game-by-Game (as of Feb 02, 2019)
All games



#15 AMETEPE, James

Opponent	Date	gs	min	Total		3-Pointers		Free throws		Rebounds				pf	a	t/o	blk	stl	pts	avg
				fg-fga	pct	3fg-fga	pct	ft-fa	pct	off	def	tot	avg							
WEBBER INTERNATIONAL	11-07-18		5	1-2	.500	0-0	.000	0-0	.000	0	0	0	0.0	2	0	0	0	0	2	2.0
JOHNSON & WALES	11-09-18		9	1-4	.250	0-0	.000	0-0	.000	1	1	2	1.0	1	0	0	1	0	2	2.0
MILWAUKEE	11-13-18		dnp	-	-	-	-	-	-	-	-	-	-	-	-	-	-	-	-	-
AVE MARIA	11-23-18		9	3-7	.429	0-0	.000	2-2	1.000	2	3	5	2.3	4	0	2	0	1	8	4.0
at FGCU	11-28-18		1	0-0	.000	0-0	.000	0-0	.000	0	0	0	1.8	0	0	0	0	0	0	3.0
at Arkansas	12-01-18		3	1-1	1.000	0-0	.000	0-0	.000	0	0	0	1.4	2	0	0	0	0	2	2.8
NORTH FLORIDA	12-13-18		dnp	-	-	-	-	-	-	-	-	-	-	-	-	-	-	-	-	-
USF	12-18-18		dnp	-	-	-	-	-	-	-	-	-	-	-	-	-	-	-	-	-
FLORIDA MEMORIAL	12-20-18		5	0-0	.000	0-0	.000	0-0	.000	0	0	0	1.2	0	1	0	0	1	0	2.3
at Middle Tennessee	01-03-19		dnp	-	-	-	-	-	-	-	-	-	-	-	-	-	-	-	-	-
at UAB	01-05-19		1	0-0	.000	0-0	.000	0-0	.000	0	0	0	1.0	0	0	0	0	0	0	2.0
CHARLOTTE	01-10-19		dnp	-	-	-	-	-	-	-	-	-	-	-	-	-	-	-	-	-
OLD DOMINION	01-12-19		dnp	-	-	-	-	-	-	-	-	-	-	-	-	-	-	-	-	-
at WKU	01-17-19		dnp	-	-	-	-	-	-	-	-	-	-	-	-	-	-	-	-	-
at Marshall	01-19-19		dnp	-	-	-	-	-	-	-	-	-	-	-	-	-	-	-	-	-
at Florida Atlantic	01-23-19		dnp	-	-	-	-	-	-	-	-	-	-	-	-	-	-	-	-	-
FLORIDA ATLANTIC	01-26-19		dnp	-	-	-	-	-	-	-	-	-	-	-	-	-	-	-	-	-
SOUTHERN MISS	01-31-19		dnp	-	-	-	-	-	-	-	-	-	-	-	-	-	-	-	-	-
LOUISIANA TECH	02-02-19		dnp	-	-	-	-	-	-	-	-	-	-	-	-	-	-	-	-	-
Totals		0	33	6-14	.429	0-0	.000	2-2	1.000	3	4	7	1.0	9	1	2	1	2	14	2.0

Games played: 7
Minutes/game: 4.7
Points/game: 2.0
FG Pct: 42.9
FT Pct: 100.0

Rebounds/game: 1.0
Assists/game: 0.1
Turnovers/game: 0.3
Assist/turnover ratio: 0.5
Steals/game: 0.3
Blocks/game: 0.1



2018-19 FIU Basketball
FIU Individual Game-by-Game (as of Feb 02, 2019)
All games

#20 NUNEZ, JR., Willy

Opponent	Date	gs	min	Total		3-Pointers		Free throws		Rebounds				pf	a	t/o	blk	stl	pts	avg
				fg-fga	pct	3fg-fga	pct	ft-fa	pct	off	def	tot	avg							
WEBBER INTERNATIONAL	11-07-18		21	1-7	.143	1-7	.143	1-2	.500	1	6	7	7.0	2	0	3	1	2	4	4.0
JOHNSON & WALES	11-09-18		19	6-10	.600	5-9	.556	2-2	1.000	0	3	3	5.0	0	3	0	0	0	19	11.5
MILWAUKEE	11-13-18		26	3-10	.300	3-8	.375	2-2	1.000	0	3	3	4.3	3	1	1	1	1	11	11.3
at Fordham	11-16-18		30	1-10	.100	1-7	.143	4-5	.800	1	3	4	4.3	0	0	1	0	1	7	10.3
vs Columbia	11-17-18		27	5-12	.417	4-11	.364	1-2	.500	2	3	5	4.4	0	0	1	0	0	15	11.2
vs Youngstown St.	11-18-18	*	23	3-9	.333	2-7	.286	0-0	.000	0	3	3	4.2	0	0	1	0	1	8	10.7
AVE MARIA	11-23-18	*	28	5-9	.556	4-7	.571	2-2	1.000	0	1	1	3.7	1	2	1	0	2	16	11.4
at FGCU	11-28-18	*	27	5-13	.385	4-12	.333	0-0	.000	0	1	1	3.4	1	2	0	0	0	14	11.8
at Arkansas	12-01-18	*	28	4-14	.286	3-13	.231	2-2	1.000	0	2	2	3.2	0	0	0	0	0	13	11.9
NORTH FLORIDA	12-13-18	*	25	3-7	.429	3-6	.500	4-5	.800	0	1	1	3.0	0	2	1	0	0	13	12.0
USF	12-18-18	*	23	2-7	.286	2-7	.286	4-4	1.000	0	3	3	3.0	3	1	1	0	1	10	11.8
FLORIDA MEMORIAL	12-20-18	*	19	7-14	.500	6-13	.462	2-2	1.000	0	1	1	2.8	0	1	1	0	0	22	12.7
at Ohio	12-30-18	*	27	3-10	.300	1-8	.125	1-2	.500	0	1	1	2.7	1	2	0	0	1	8	12.3
at Middle Tennessee	01-03-19	*	8	0-4	.000	0-3	.000	0-0	.000	0	0	0	2.5	0	0	0	0	0	0	11.4
at UAB	01-05-19		19	1-7	.143	1-7	.143	3-3	1.000	1	1	2	2.5	1	0	2	0	0	6	11.1
CHARLOTTE	01-10-19		21	3-7	.429	3-6	.500	0-0	.000	0	2	2	2.4	2	0	1	0	1	9	10.9
OLD DOMINION	01-12-19		8	1-3	.333	1-3	.333	0-0	.000	0	0	0	2.3	1	1	1	0	0	3	10.5
at WKU	01-17-19		26	3-10	.300	3-10	.300	3-3	1.000	2	1	3	2.3	2	1	0	0	2	12	10.6
at Marshall	01-19-19		28	6-11	.545	4-9	.444	0-0	.000	0	5	5	2.5	4	1	1	0	1	16	10.8
at Florida Atlantic	01-23-19		17	3-7	.429	3-5	.600	0-0	.000	0	3	3	2.5	0	1	0	0	0	9	10.8
FLORIDA ATLANTIC	01-26-19		21	3-10	.300	2-7	.286	0-0	.000	0	2	2	2.5	3	1	1	0	0	8	10.6
SOUTHERN MISS	01-31-19		28	7-13	.538	7-13	.538	0-0	.000	0	4	4	2.5	2	0	1	0	0	21	11.1
LOUISIANA TECH	02-02-19		26	5-10	.500	4-8	.500	0-0	.000	0	3	3	2.6	1	1	0	0	1	14	11.2
Totals		9	525	80-214	.374	67-186	.360	31-36	.861	7	52	59	2.6	27	20	18	2	14	258	11.2

Games played: 23
Minutes/game: 22.8
Points/game: 11.2
FG Pct: 37.4
3FG Pct: 36.0
FT Pct: 86.1

Rebounds/game: 2.6
Assists/game: 0.9
Turnovers/game: 0.8
Assist/turnover ratio: 1.1
Steals/game: 0.6
Blocks/game: 0.1



2018-19 FIU Basketball
FIU Individual Game-by-Game (as of Feb 02, 2019)
All games

#22 DIENG, Elhadji

Opponent	Date	gs	min	Total		3-Pointers		Free throws		Rebounds				pf	a	t/o	blk	stl	pts	avg	
				fg-fga	pct	3fg-fga	pct	ft-fa	pct	off	def	tot	avg								
WEBBER INTERNATIONAL	11-07-18	*	10	0-0	.000	0-0	.000	0-1	.000	0	2	2	2.0	1	1	0	1	0	0	0.0	
JOHNSON & WALES	11-09-18	*	9	1-1	1.000	0-0	.000	2-6	.333	1	1	2	2.0	1	0	0	0	0	4	2.0	
MILWAUKEE	11-13-18	*	14	0-0	.000	0-0	.000	2-2	1.000	0	1	1	1.7	1	0	0	1	0	2	2.0	
at Fordham	11-16-18	*	14	0-0	.000	0-0	.000	0-0	.000	1	1	2	1.8	5	1	1	0	0	0	1.5	
vs Columbia	11-17-18	*	7	0-0	.000	0-0	.000	0-0	.000	0	0	0	1.4	4	0	1	0	0	0	1.2	
vs Youngstown St.	11-18-18	*	6	1-1	1.000	0-0	.000	0-0	.000	0	1	1	1.3	3	1	1	0	0	2	1.3	
AVE MARIA	11-23-18	*	11	3-5	.600	0-0	.000	1-3	.333	2	3	5	1.9	4	0	1	0	0	7	2.1	
at FGCU	11-28-18	*	19	2-2	1.000	0-0	.000	0-3	.000	1	1	2	1.9	3	0	0	2	0	4	2.4	
at Arkansas	12-01-18	*	11	1-2	.500	0-0	.000	0-0	.000	2	1	3	2.0	5	0	3	1	0	2	2.3	
NORTH FLORIDA	12-13-18	*	14	3-5	.600	0-0	.000	2-3	.667	3	3	6	2.4	2	0	1	0	1	8	2.9	
USF	12-18-18	*	18	1-2	.500	0-0	.000	1-4	.250	2	1	3	2.5	1	0	1	0	0	3	2.9	
FLORIDA MEMORIAL	12-20-18	*	17	0-2	.000	0-0	.000	1-2	.500	2	2	4	2.6	2	1	1	0	1	1	2.8	
at Ohio	12-30-18	*	9	0-1	.000	0-0	.000	0-0	.000	0	1	1	2.5	2	0	1	0	0	0	2.5	
at Middle Tennessee	01-03-19	*	9	1-1	1.000	0-0	.000	0-0	.000	0	3	3	2.5	3	0	0	1	0	2	2.5	
at UAB	01-05-19		9	0-0	.000	0-0	.000	0-0	.000	0	0	0	2.3	2	0	1	0	0	0	2.3	
CHARLOTTE	01-10-19		12	0-2	.000	0-0	.000	1-2	.500	3	1	4	2.4	2	0	2	1	0	1	2.3	
OLD DOMINION	01-12-19		5	1-1	1.000	0-0	.000	0-0	.000	0	0	0	2.3	2	0	0	0	0	2	2.2	
at WKU	01-17-19		13	2-2	1.000	0-0	.000	0-4	.000	1	1	2	2.3	3	0	1	1	0	4	2.3	
at Marshall	01-19-19		3	0-0	.000	0-0	.000	0-0	.000	0	1	1	2.2	1	0	1	0	0	0	2.2	
at Florida Atlantic	01-23-19		8	1-1	1.000	0-0	.000	0-1	.000	0	3	3	2.3	0	0	1	0	1	2	2.2	
FLORIDA ATLANTIC	01-26-19		9	1-1	1.000	0-0	.000	0-0	.000	1	0	1	2.2	1	0	1	0	0	2	2.2	
SOUTHERN MISS	01-31-19		13	1-2	.500	0-0	.000	0-0	.000	1	3	4	2.3	0	0	0	0	0	2	2.2	
LOUISIANA TECH	02-02-19		8	1-1	1.000	0-0	.000	1-3	.333	2	0	2	2.3	1	0	1	0	0	3	2.2	
Totals			14	248	20-32	.625	0-0	.000	11-34	.324	22	30	52	2.3	49	4	19	8	3	51	2.2

Games played: 23
Minutes/game: 10.8
Points/game: 2.2
FG Pct: 62.5
FT Pct: 32.4

Rebounds/game: 2.3
Assists/game: 0.2
Turnovers/game: 0.8
Assist/turnover ratio: 0.2
Steals/game: 0.1
Blocks/game: 0.3



2018-19 FIU Basketball
FIU Individual Game-by-Game (as of Feb 02, 2019)
All games

#31 DOUGLAS, Michael

Opponent	Date	gs	min	Total		3-Pointers		Free throws		Rebounds				pf	a	t/o	blk	stl	pts	avg
				fg-fga	pct	3fg-fga	pct	ft-fa	pct	off	def	tot	avg							
WEBBER INTERNATIONAL	11-07-18		14	1-3	.333	0-1	.000	0-0	.000	0	1	1	1.0	4	1	0	0	0	2	2.0
JOHNSON & WALES	11-09-18		17	1-5	.200	0-3	.000	1-2	.500	2	2	4	2.5	1	3	0	2	0	3	2.5
MILWAUKEE	11-13-18		8	3-5	.600	2-4	.500	0-0	.000	1	1	2	2.3	1	0	0	0	0	8	4.3
at Fordham	11-16-18		8	0-4	.000	0-2	.000	0-0	.000	0	0	0	1.8	1	0	0	0	0	0	3.3
vs Columbia	11-17-18		9	0-1	.000	0-0	.000	0-0	.000	0	0	0	1.4	2	0	0	0	0	0	2.6
vs Youngstown St.	11-18-18		10	2-5	.400	0-1	.000	0-0	.000	3	0	3	1.7	3	0	0	0	0	4	2.8
AVE MARIA	11-23-18		23	1-6	.167	0-2	.000	0-1	.000	0	5	5	2.1	3	0	2	1	0	2	2.7
at FGCU	11-28-18		20	0-1	.000	0-1	.000	2-4	.500	1	1	2	2.1	3	0	1	1	0	2	2.6
at Arkansas	12-01-18		15	0-3	.000	0-2	.000	1-2	.500	1	3	4	2.3	5	2	2	0	1	1	2.4
NORTH FLORIDA	12-13-18		11	0-0	.000	0-0	.000	0-0	.000	0	2	2	2.3	1	1	0	0	0	0	2.2
USF	12-18-18		15	2-2	1.000	0-0	.000	0-0	.000	1	1	2	2.3	3	0	1	0	0	4	2.4
FLORIDA MEMORIAL	12-20-18		15	2-3	.667	0-1	.000	1-1	1.000	1	4	5	2.5	0	0	1	0	1	5	2.6
at Ohio	12-30-18		13	3-4	.750	2-3	.667	0-0	.000	0	1	1	2.4	2	0	0	0	1	8	3.0
at Middle Tennessee	01-03-19		15	1-2	.500	1-1	1.000	0-0	.000	1	0	1	2.3	1	0	0	0	0	3	3.0
at UAB	01-05-19		15	1-2	.500	1-2	.500	0-0	.000	0	0	0	2.1	0	0	0	0	1	3	3.0
CHARLOTTE	01-10-19		12	0-0	.000	0-0	.000	0-0	.000	1	0	1	2.1	4	0	0	0	1	0	2.8
OLD DOMINION	01-12-19		14	2-3	.667	2-3	.667	0-0	.000	1	3	4	2.2	1	0	1	0	0	6	3.0
at WKU	01-17-19		13	1-1	1.000	0-0	.000	0-0	.000	0	1	1	2.1	2	0	0	1	0	2	2.9
at Marshall	01-19-19		17	4-4	1.000	1-1	1.000	0-0	.000	0	0	0	2.0	2	0	0	0	1	9	3.3
at Florida Atlantic	01-23-19		11	0-2	.000	0-1	.000	0-0	.000	0	1	1	2.0	3	0	0	0	0	0	3.1
FLORIDA ATLANTIC	01-26-19		12	0-1	.000	0-1	.000	0-1	.000	0	0	0	1.9	0	1	0	0	1	0	3.0
SOUTHERN MISS	01-31-19		12	0-4	.000	0-3	.000	0-0	.000	1	0	1	1.8	0	1	1	0	0	0	2.8
LOUISIANA TECH	02-02-19		10	1-1	1.000	0-0	.000	0-0	.000	0	0	0	1.7	0	0	1	0	0	2	2.8
Totals		0	309	25-62	.403	9-32	.281	5-11	.455	14	26	40	1.7	42	9	10	5	7	64	2.8

Games played: 23
Minutes/game: 13.4
Points/game: 2.8
FG Pct: 40.3
3FG Pct: 28.1
FT Pct: 45.5

Rebounds/game: 1.7
Assists/game: 0.4
Turnovers/game: 0.4
Assist/turnover ratio: 0.9
Steals/game: 0.3
Blocks/game: 0.2



2018-19 FIU Basketball
FIU Individual Game-by-Game (as of Feb 02, 2019)
All games

#34 OSAGHAE, Osasumwen

Opponent	Date	gs	min	Total		3-Pointers		Free throws		Rebounds				pf	a	t/o	blk	stl	pts	avg
				fg-fga	pct	3fg-fga	pct	ft-fa	pct	off	def	tot	avg							
WEBBER INTERNATIONAL	11-07-18		9	0-2	.000	0-0	.000	0-0	.000	2	2	4	4.0	4	0	1	2	2	0	0.0
JOHNSON & WALES	11-09-18		18	4-6	.667	0-1	.000	2-4	.500	5	7	12	8.0	1	0	0	3	0	10	5.0
MILWAUKEE	11-13-18		17	4-10	.400	0-0	.000	2-3	.667	8	7	15	10.3	2	0	2	4	0	10	6.7
at Fordham	11-16-18		9	1-1	1.000	0-0	.000	0-0	.000	0	5	5	9.0	5	0	1	1	0	2	5.5
vs Columbia	11-17-18		23	5-6	.833	0-0	.000	2-5	.400	5	4	9	9.0	5	1	1	3	0	12	6.8
vs Youngstown St.	11-18-18		23	6-6	1.000	0-0	.000	2-2	1.000	2	1	3	8.0	4	0	1	1	1	14	8.0
AVE MARIA	11-23-18		dnp	-	-	-	-	-	-	-	-	-	-	-	-	-	-	-	-	-
at FGCU	11-28-18		dnp	-	-	-	-	-	-	-	-	-	-	-	-	-	-	-	-	-
at Arkansas	12-01-18		dnp	-	-	-	-	-	-	-	-	-	-	-	-	-	-	-	-	-
NORTH FLORIDA	12-13-18		20	8-11	.727	0-0	.000	2-2	1.000	7	0	7	7.9	0	0	0	4	1	18	9.4
USF	12-18-18		17	4-4	1.000	0-0	.000	5-6	.833	3	2	5	7.5	4	0	1	1	2	13	9.9
FLORIDA MEMORIAL	12-20-18		17	2-6	.333	0-0	.000	3-4	.750	3	6	9	7.7	1	0	1	4	1	7	9.6
at Ohio	12-30-18		25	3-4	.750	0-0	.000	1-2	.500	6	7	13	8.2	2	1	0	1	0	7	9.3
at Middle Tennessee	01-03-19		21	2-3	.667	0-0	.000	0-0	.000	0	7	7	8.1	4	1	1	2	0	4	8.8
at UAB	01-05-19	*	17	1-3	.333	0-0	.000	0-2	.000	0	2	2	7.6	3	0	0	1	0	2	8.3
CHARLOTTE	01-10-19	*	23	5-6	.833	0-0	.000	3-4	.750	3	4	7	7.5	5	0	4	7	3	13	8.6
OLD DOMINION	01-12-19	*	35	4-9	.444	0-0	.000	1-5	.200	3	8	11	7.8	4	0	0	6	0	9	8.6
at WKU	01-17-19	*	27	5-6	.833	0-0	.000	6-10	.600	4	6	10	7.9	3	1	3	2	0	16	9.1
at Marshall	01-19-19	*	23	4-7	.571	0-0	.000	2-3	.667	6	9	15	8.4	4	0	3	2	1	10	9.2
at Florida Atlantic	01-23-19	*	29	3-5	.600	0-0	.000	0-1	.000	1	5	6	8.2	4	0	0	3	1	6	9.0
FLORIDA ATLANTIC	01-26-19	*	24	1-6	.167	0-0	.000	7-10	.700	5	8	13	8.5	4	0	2	3	0	9	9.0
SOUTHERN MISS	01-31-19	*	27	4-7	.571	0-0	.000	4-5	.800	3	6	9	8.5	3	0	1	1	1	12	9.2
LOUISIANA TECH	02-02-19	*	26	4-6	.667	0-0	.000	0-0	.000	2	3	5	8.4	1	1	0	6	0	8	9.1
Totals		9	430	70-114	.614	0-1	.000	42-68	.618	68	99	167	8.4	63	5	22	57	13	182	9.1

Games played: 20
Minutes/game: 21.5
Points/game: 9.1
FG Pct: 61.4
3FG Pct: 0.0
FT Pct: 61.8

Rebounds/game: 8.4
Assists/game: 0.3
Turnovers/game: 1.1
Assist/turnover ratio: 0.2
Steals/game: 0.7
Blocks/game: 2.9



2018-19 FIU Basketball
FIU Individual Game-by-Game (as of Feb 02, 2019)
All games



#TM TEAM

Opponent	Date	gs	min	Total		3-Pointers		Free throws		Rebounds				pf	a	t/o	blk	stl	pts	avg
				fg-fga	pct	3fg-fga	pct	ft-fa	pct	off	def	tot	avg							
WEBBER INTERNATIONAL	11-07-18		0	0-0	.000	0-0	.000	0-0	.000	2	1	3	3.0	0	0	0	0	0	0	0.0
JOHNSON & WALES	11-09-18		0	0-0	.000	0-0	.000	0-0	.000	5	2	7	5.0	0	0	1	0	0	0	0.0
MILWAUKEE	11-13-18		0	0-0	.000	0-0	.000	0-0	.000	1	2	3	4.3	0	0	1	0	0	0	0.0
at Fordham	11-16-18		0	0-0	.000	0-0	.000	0-0	.000	1	0	1	3.5	0	0	0	0	0	0	0.0
vs Columbia	11-17-18		0	0-0	.000	0-0	.000	0-0	.000	0	0	0	2.8	0	0	0	0	0	0	0.0
vs Youngstown St.	11-18-18		0	0-0	.000	0-0	.000	0-0	.000	2	3	5	3.2	0	0	0	0	0	0	0.0
AVE MARIA	11-23-18		0	0-0	.000	0-0	.000	0-0	.000	0	2	2	3.0	0	0	0	0	0	0	0.0
at FGCU	11-28-18		0	0-0	.000	0-0	.000	0-0	.000	3	3	6	3.4	0	0	0	0	0	0	0.0
at Arkansas	12-01-18		0	0-0	.000	0-0	.000	0-0	.000	5	1	6	3.7	0	0	0	0	0	0	0.0
NORTH FLORIDA	12-13-18		0	0-0	.000	0-0	.000	0-0	.000	4	1	5	3.8	0	0	0	0	0	0	0.0
USF	12-18-18		0	0-0	.000	0-0	.000	0-0	.000	0	1	1	3.5	0	0	0	0	0	0	0.0
FLORIDA MEMORIAL	12-20-18		0	0-0	.000	0-0	.000	0-0	.000	2	3	5	3.7	0	0	0	0	0	0	0.0
at Ohio	12-30-18		0	0-0	.000	0-0	.000	0-0	.000	2	0	2	3.5	0	0	0	0	0	0	0.0
at Middle Tennessee	01-03-19		0	0-0	.000	0-0	.000	0-0	.000	1	4	5	3.6	0	0	0	0	0	0	0.0
at UAB	01-05-19		0	0-0	.000	0-0	.000	0-0	.000	4	2	6	3.8	0	0	0	0	0	0	0.0
CHARLOTTE	01-10-19		0	0-0	.000	0-0	.000	0-0	.000	1	2	3	3.8	0	0	0	0	0	0	0.0
OLD DOMINION	01-12-19		0	0-0	.000	0-0	.000	0-0	.000	0	3	3	3.7	0	0	1	0	0	0	0.0
at WKU	01-17-19		0	0-0	.000	0-0	.000	0-0	.000	1	1	2	3.6	0	0	0	0	0	0	0.0
at Marshall	01-19-19		0	0-0	.000	0-0	.000	0-0	.000	1	1	2	3.5	0	0	0	0	0	0	0.0
at Florida Atlantic	01-23-19		0	0-0	.000	0-0	.000	0-0	.000	2	2	4	3.6	0	0	0	0	0	0	0.0
FLORIDA ATLANTIC	01-26-19		0	0-0	.000	0-0	.000	0-0	.000	1	1	2	3.5	0	0	0	0	0	0	0.0
SOUTHERN MISS	01-31-19		0	0-0	.000	0-0	.000	0-0	.000	0	2	2	3.4	0	0	0	0	0	0	0.0
LOUISIANA TECH	02-02-19		0	0-0	.000	0-0	.000	0-0	.000	4	4	8	3.6	0	0	0	0	0	0	0.0
Totals		0	0	0-0	.000	0-0	.000	0-0	.000	42	41	83	3.6	0	0	3	0	0	0	0.0

Games played: 23

Rebounds/game: 3.6

Turnovers/game: 0.1


FIU TV/RADIO SPOT CHART



0 PHILLIP SMITH
6-4 | 183 | FR. | F/G
POTOMAC, MD.



1 ISAIAH BANKS
6-5 | 180 | SO. | G
CONYERS, GA.



2 CORDELL VIERA
6-4 | 190 | SO. | G
ETOBICOKE, ONT.



3 TREJON JACOB
6-5 | 175 | JR. | G
RALEIGH, N.C.



4 BRIAN BEARD, JR.
5-10 | 175 | SR. | G
RANCHO CUCAMONGA, CALIF.



5 ANTONIO DAYE, JR.
6-1 | 188 | FR. | G
DURHAM, N.C.




10 DEVON ANDREWS
6-6 | 190 | R-JR. | F
LORAIN, OHIO



15 JAMES AMETEPÉ
6-5 | 210 | FR. | F
ACCRE, GHANA



20 WILLY NUNEZ, JR.
6-6 | 185 | R-JR. | G
ORLANDO, FLA.



22 ELHADJI DEING
6-11 | 245 | SR. | C
MBOUR, SENEGAL



31 MICHAEL DOUGLAS
6-5 | 210 | GR. | F
SACHSE, TEXAS



34 OSASUMWEN OSAGHÆ
6-7 | 250 | JR. | F
MIAMI, FLA.



55 CAMERON CORCORAN
6-1 | 170 | SO. | F
ORLANDO, FLA.

FIU BROADCAST NOTES



0

PHILLIP SMITH

GP/S	PPG	RPG	APG	SPG	BPG	FG%	FT%
18-19	2/-	0.0	0.0	0.5	0.0	.000	.000

- Played his 1st FIU game vs. Florida Memorial (12/20) ... Missed 1st 11 games with a stress fracture (foot).
- Averaged 11.0 ppg, 6.0 rpg, and 2.0 apg at The Bullis School in Potomac, Md.
- In addition to playing basketball at The Bullis School, was also a member of the golf and debate teams.



1

ISAIAH BANKS

GP/S	PPG	RPG	APG	SPG	BPG	FG%	FT%
18-19	22/0	6.1	1.6	1.0	1.0	45.6	41.9

- 7th on the team in scoring ... Scored double-figures in 7 games this season ... 10 pts vs. FAU (1/26).
- Has career-high 6 rbdts at Arkansas (12/1), to go along with 11 pts vs. the Razorbacks.
- Had ESPN Sportscenter's No. 1 Play of the Day on Jan. 11, 2017 with his backboard-shattering dunk.



2

CORDELL VEIRA

GP/S	PPG	RPG	APG	SPG	BPG	FG%	FT%
18-19	11/0	1.6	1.1	0.6	0.2	37.5	66.7

- Tied his career-high with 4 rbdts, 2 times this year ... Had a career-high 2 blks at FGCU (11/28).
- Averaged 19.7 ppg and 8.0 rpg in high school.
- Had a career-high 86 pts in a win following the death of a former childhood friend and teammate.



3

TREJON JACOB

GP/S	PPG	RPG	APG	SPG	BPG	FG%	FT%
18-19	23/22	11.2	3.9	0.6	1.2	47.3	51.1

- 4th in scoring ... 24 pts, 6 rbs vs. LA Tech (2/2) ... 20 pts at Arkansas (12/1), at Middle Tennessee (1/3).
- Has scored double-figures in 38-of-54 games played at FIU ... 10 games of 20-or-more pts.
- Set the men's Ocean Bank Convocation Center scoring record with 38 pts vs. FGCU (12/19/17).



4

BRIAN BEARD JR.

GP/S	PPG	RPG	APG	SPG	BPG	FG%	FT%
18-19	23/23	18.0	3.8	6.5	3.0	39.9	72.5

- 2nd in NCAA in total steals, 4th in spg, 9th in total assists, 11th in apg, thru 2/5.
- Scored double-figures in 47-of-54 games including a career-high 36 vs. Youngstown State (11/18).
- Had 28 pts, 7 asts, 2 stls at Middle Tennessee (1/3) ... 21 pts, 8 rbdts, 6 asts at Arkansas (12/1).



5

ANTONIO DAYE, JR.

GP/S	PPG	RPG	APG	SPG	BPG	FG%	FT%
18-19	23/9	8.0	2.7	2.7	1.5	43.7	57.0

- 15 pts, 3 rbdts, 2 asts at Arkansas (12/1) ... Career-high 7 asts at FAU (1/24) ... Double figures in 9 of last 17.
- 13 pts, 3 rbdts, 1 ast at UAB (1/5) in 1st start ... Had 15 pts, 3 rbdts, 2 stls at WKU (1/17).
- His uncle, Jawad Williams, was a standout on UNC's 2005 NCAA Championship team, and in the NBA.



10

DEVON ANDREWS

GP/S	PPG	RPG	APG	SPG	BPG	FG%	FT%
18-19	22/22	14.4	5.2	1.5	1.6	51.5	70.5

- 2nd on FIU in scoring ... Career-high 23 pts, 6 rbdts, at Marshall (1/19) ... 21 pts, 7 rbs vs. FAU (1/26).
- 20 pts, team-high 7 rbdts, 3 stls, 2 asts at UAB (1/5) ... 19 pts, 4 rbs, 1 stl at FAU (1/23).
- Recorded his 1st career double-double vs. Columbia (11/17) with 17 pts, 11 rbdts.



15

JAMES AMETEPÉ

GP/S	PPG	RPG	APG	SPG	BPG	FG%	FT%
18-19	7/0	2.0	1.0	0.1	0.3	42.9	100.0

WALK-ON

- FIU's lone walk-on, earning a spot during the fall ... Career-high 8 points vs. Ave Maria (11/23).
- Played with countryman - and Purdue signee - Emmanuel Dowuona at Miami's Westwood Christian.
- Is enrolled in the Honors College at FIU and is majoring in biomedical engineering.



20

WILLY NUNEZ JR.

GP/S	PPG	RPG	APG	SPG	BPG	FG%	FT%
18-19	23/9	11.2	2.6	0.9	0.6	37.4	86.1

- Saw limited action for FIU in 2017-18 due to multiple injuries, yet still averaged 12.7 ppg in 6 games.
- 3rd on the team in scoring ... Scored double-figures in 10 of last 17 games ... 21 pts vs. USM (1/31).
- Had a career-high with 22 pts vs. Florida Memorial (12/20) ... Career-best 7 rbdts vs. Webber (11/13).



22

ELHADJI DIENG

GP/S	PPG	RPG	APG	SPG	BPG	FG%	FT%
18-19	23/14	2.2	2.3	0.2	0.1	62.5	32.4

- Had a season and career-high tying 8 pts vs. North Florida (12/13) along with 6 rbdts.
- Graduated on 12/10 with a BA in Liberal Studies with a 3.5 GPA ... Will start on his masters in spring.
- Named to C-USA Commissioner's Honor Roll in 2017-18, for student-athletes with a 3.0 GPA or better.



31

MICHAEL DOUGLAS

GP/S	PPG	RPG	APG	SPG	BPG	FG%	FT%
18-19	23/0	2.8	1.7	0.4	0.3	40.3	45.5

- Scored a season-high 8 pts vs. Milwaukee (11/13) and equaled that vs. Ohio (12/30).
- 16th on FIU's all-time games played list (110) ... Averaged 6.3 ppg and 3.4 rpg in 2017-18.
- Graduated in July of 2018 with a degree in health services admin. ... Working on his master's degree.



34

OSASUMWEN OSAGHAЕ

GP/S	PPG	RPG	APG	SPG	BPG	FG%	FT%
18-19	20/9	9.1	8.4	0.3	0.7	61.4	61.8

- Leads team in rpg, 5th in ppg ... 30 blks in last 8 games (3.7), including career-high 7 vs. ODU (1/12).
- 16 pts, 10 rbdts, 2 blks, 1 ast at WKU (1/17) ... 10 pts, 15 rbdts, vs. Milwaukee (11/13) and at Marshall (1/19).
- Was a walk-on at FIU his 1st 2 years and was awarded a scholarship during the Summer of 2018.



55

CAMERON CORCORAN

GP/S	PPG	RPG	APG	SPG	BPG	FG%	FT%
18-19	-/-	-	-	-	-	-	-

- Transferred from Little Rock ... Must sit out the 2018-19 season due to NCAA transfer rules.
- Averaged 6.7 ppg, 0.6 rpg and 0.9 apg in 16.6 mpg for the Trojans.
- Led the team in 3-point shooting percentage at 42.6 percent; also shot 42.1 percent from the floor.

F/G | 6-4 | 183 | FR. | POTOMAC, MD.

G | 6-5 | 180 | SO. | CONYERS, GA.

G | 6-4 | 190 | SO. | ETOBICOKE, ONTARIO, CANADA

G | 6-5 | 175 | JR. | RALEIGH, N.C.

G | 5-10 | 175 | SR. | RANCHO CUCAMONGA, CALIF.

G | 6-1 | 188 | FR. | DURHAM, N.C.

F | 6-6 | 190 | R-JR. | LORAIN, OHIO

F | 6-5 | 210 | FR. | ACCRE, GHANA

G | 6-6 | 185 | R-JR. | ORLANDO, FLA.

C | 6-11 | 245 | SR. | MBOUR, SENEGAL

F | 6-5 | 210 | SR. | SACHSE, TEXAS

F | 6-7 | 250 | JR. | MIAMI, FLA.

G | 6-1 | 170 | SO. | ORLANDO, FLA.