

ARKANSAS STATE

RED WOLVES

OFFICIAL 2019 BOWL GUIDE



9 CONSECUTIVE BOWL GAMES | 2011-19



ARKANSAS STATE RED WOLVES vs. FIU PANTHERS
DECEMBER 21, 2019 | MONTGOMERY, ALA. | CRAMTON BOWL | 4:30 PM (CT)



CAMELLIA
BOWL

ALL-AMERICA



**OMAR
BAYLESS**

**WALTER CAMP ALL-AMERICA (FIRST IN SCHOOL HISTORY) |
PRO FOOTBALL FOCUS ALL-AMERICA | SUN BELT CONFERENCE
PLAYER OF THE YEAR | 1ST TEAM ALL-SUN BELT CONFERENCE |
BILETNIKOFF AWARD SEMIFINALIST | NFLPA COLLEGIATE BOWL
| A-STATE & SUN BELT RECORD 16 RECEIVING TOUCHDOWNS |
A-STATE & SUN BELT RECORD 1,473 RECEIVING YARDS | A-STATE
& SUN BELT RECORD SEVEN 100-YARD RECEIVING GAMES |
A-STATE RECORD 25 CAREER RECEIVING TOUCHDOWNS**



ARKANSAS STATE ATHLETICS MEDIA RELATIONS

MAIN PHONE: 870-972-2541 | FAX: 870-972-3367

MAILING ADDRESS: P.O. Box 1000, State University, AR 72467

OVERNIGHT ADDRESS: 217 Olympic Dr., Jonesboro, AR 72401

Assoc. AD/SID: Jerry Scott | jscott@astate.edu | 870-972-3405 (office) | 870-243-6021 (cell)

ARKANSAS STATE QUICK FACTS

Location: Jonesboro, Ark. | **Enrollment:** 13,709
Nickname: Red Wolves | **Colors:** Scarlet & Black
Stadium: Centennial Bank Stadium
Field: Allison Field
Playing Surface: GEO Surfaces Field Turf
Conference: Sun Belt
Head Coach: Blake Anderson
Record at A-State: 46-29 (6th year)
Overall Record: Same

Assistant Coaches:

Asst. HC/Def. Coord./LB..... David Duggan
 Offensive Coord./QB..... Keith Heckendorf
 WR/Special Teams Co-Coord. Kyle Cefalo
 OL/Run Game Coord. Sean Coughlin
 Tight Ends Rashad Jackson
 Cornerbacks..... Allen Johnson
 Defensive Ends Brandon Joiner
 Running Backs Desmond Lindsey
 Saf/Special Tms Co-Coord..... Nick Paremski
 Interior Defensive Line Ed Pinkham

2019 ARKANSAS STATE SCHEDULE/RESULTS

A. 31	SMU# (ESPN+)	L, 30-37
S. 7	at UNLV (Facebook)	W, 43-17
S. 14	at No. 3 Georgia (ESPN2)	L, 0-55
S. 21	SOUTHERN ILLINOIS& (ESPN3)	W, 41-28
S. 28	at Troy* (ESPN+)	W, 50-43
O. 5	at Georgia State* (ESPN+)	L, 38-52
O. 17	LOUISIANA*! (ESPNU)	L, 20-37
O. 26	TEXAS STATE*^ (ESPN+)	W, 38-14
N. 2	at ULM* (ESPNU)	W, 48-41
N. 16	COASTAL CAROLINA*+ (ESPN+)	W, 28-27
N. 23	GA. SOUTHERN*% (ESPN+)	W, 38-33
N. 29	at South Alabama* (ESPN+)	L, 30-34
D. 21	vs FIU^^ (ESPN)	4:30 p.m.

*Sun Belt Conference game All Times Central
 ^^Camellia Bowl | #Paint the Town Red | &Stripe the Stadium, Family Weekend, Band Day, Extra Yard for Teachers |
 !Throwback Thursday | ^Homecoming, Spirit Day, Ag Day |
 +Heroes Appreciation | %Senior Day

2019 FIU SCHEDULE/RESULTS

A. 29	at Tulane (ESPN3)	L, 14-42
S. 7	WESTERN KY* (ESPN+)	L, 14-20
S. 14	NEW HAMPSHIRE (ESPN3)	W, 30-17
S. 20	at Louisiana Tech* (CBSSN)	L, 31-43
O. 5	UMASS (ESPN3)	W, 44-0
O. 12	CHARLOTTE* (ESPN+)	W, 48-23
O. 19	UTEP* (ESPN+)	W, 32-17
O. 26	at Middle Tenn.* (NFL Net)	L, 17-50
N. 2	OLD DOMINION* (ESPN+)	W, 24-17
N. 9	at Florida Atlantic* (Stadium)	L, 7-37
N. 23	vs Miami (CBSSN)	W, 30-24
N. 30	at Marshall* (CBSSN)	L, 27-30
D. 21	vs Arkansas State^ (ESPN)	5:30 p.m.

*Conference USA game All Times Eastern
 ^Camellia Bowl

2011, 2012, 2013, 2015 & 2016 SUN BELT CONFERENCE CHAMPIONS

'19 & '17 Camellia Bowl | '18 Arizona Bowl | '16 Cure Bowl | '05 & '15 New Orleans Bowl | 2012-15 GoDaddy Bowl



CAMELLIA BOWL: Arkansas State (7-5) vs. Florida International (6-6)

Dec. 21, 2019 | Cramton Bowl

Montgomery, Ala. | 4:30 p.m. CT

Radio: EAB Red Wolves Sports Network (107.9 FM, flagship)

Matt Stolz (pxp), Tim Allison (analyst), Brad Bobo (sideline)

Television: ESPN

Taylor Zarzour (pxp), Matt Stinchcomb (analyst), Alyssa Lang (sideline)

Live Stats: AStateStats.com

Live Game Notes: twitter.com/AStateGameDay



ON TAP: Arkansas State is set to make its ninth consecutive bowl game appearance, facing Conference USA member Florida International in the 2019 Camellia Bowl on Saturday, Dec. 21, at 4:30 p.m. (CT). The contest will appear on ESPN, and every Red Wolves football game can be heard live on 107.9 FM in the Northeast Arkansas area. The live radio broadcast can also be accessed on the official A-State Athletics web site (AStateRedWolves.com) and the A-State Athletics app.

BY THE NUMBERS...

- 1 of just two all-time programs to win five Sun Belt Conference championships.
- 2 appearances in the Camellia Bowl, including 2019 (1 of 2 teams to play in the Camellia Bowl twice).
- 2 WRs named the Sun Belt Player of the Year in the history of the league -- Bayless and FIU's TY Hilton.
- 2 All-America selections for **Omar Bayless** (2nd TM Walter Camp, HM PFF) (as of Dec. 14).
- 2 consecutive years an A-State player has been named the Sun Belt Conference Freshman of the Year.
- 4 single-digit victories this year are the most by A-State in a season since 2013.
- 4 consecutive years A-State had a player named the Sun Belt Conference Player of the Year.
- 5 Sun Belt Conference titles (2011-13, 2015, 2016) over the last nine seasons (2011-19).
- 7 or more victories each of the last nine seasons (2011-19) -- first time in school history.
- 7 A-State players leading the Sun Belt in 9 combined statistical categories -- both the most in the league.
- 9 straight bowl-game appearances (2011-19) - school record & the 14th longest active streak in the nation.
- 9 consecutive winning seasons (2011-19) by A-State for the first time in school history.
- 11 all-time Sun Belt Conference Team Academic Awards, including four of the last five years.
- 10.8 punt return average by **BJ Edmonds** ranks first in the Sun Belt Conference & 13th in the nation.
- 12 of the last 15 seasons (2005-19) have seen A-State reach bowl eligibility, including the last 9 in a row.
- 13 A-State players on a combined 13 different preseason watch lists.
- 15 consecutive seasons with a winning record at Centennial Bank Stadium (2005-19).
- 16 receiving TDs by **Omar Bayless** are a school & Sun Belt record & the second most in the nation.
- 16 different players named All-Sun Belt Conference -- the second most in the league.
- 17 all-time bowl-game appearances by A-State, including the 2019 Camellia Bowl.
- 21 A-State players on the current roster who have already earned their degree.
- 30 or more points scored by A-State in 70 of its last 106 regular-season games (66 percent).
- 31 combined TD receptions by Adams, Bayless & Merritt are more than 113 FBS teams have passing TDs.
- 36 all-time Sun Belt wins under **Blake Anderson** are the second most in league history by any head coach.
- 39 different starters this season for A-State.
- 47 of the last 49 games the A-State defense has recorded at least one sack.
- 46 victories under **Blake Anderson** are the most by an A-State head coach over his first six seasons.
- 48 of the last 54 games with at least 5.0 tackles for loss by the A-State defense.
- 56 Sun Belt Conference victories over the last nine (2011-19) seasons (56-17 league record).
- 61.4 winning percentage (78-49) since 2010 for A-State is the second highest in program for any decade.
- 74 victories by A-State over the last nine seasons (2011-19) ranks tied for the 25th most in the nation.
- 88 all-time Sun Belt victories by A-State -- the most in the history of the league by any program.
- 173.5 pass efficiency rating for **Layne Hatcher** is the highest in the nation among freshmen quarterbacks.
- 300 or more yards total offense in 106 of last 127 games (83%), including all but five under Blake Anderson.
- 305.3 passing yards per game is the 14th highest average in the nation.
- 400 or more yards total offense in 52 of 77 games (68%) during the Blake Anderson era.
- 1,473 receiving yds this by **Omar Bayless** are a school & Sun Belt record and the second most in the nation.

2019 ARKANSAS STATE FOOTBALL NOTES: Camellia Bowl

2019 SUN BELT STANDINGS

	Conference			Overall		
West						
Louisiana	7	1	.875	10	3	.769
Arkansas State	5	3	.625	7	5	.583
ULM	4	4	.500	5	7	.417
Texas State	2	6	.250	3	9	.250
South Alabama	1	7	.125	2	10	.167
East						
Appalachian State*	7	1	.875	12	1	.923
Georgia Southern	5	3	.625	7	5	.583
Georgia State	4	4	.500	7	5	.583
Troy	3	5	.375	5	7	.417
Coastal Carolina	2	6	.250	5	7	.417

2019 ALL-SUN BELT TEAM

POY: Omar Bayless, A-St (Sr, WR) | Off. POY: Darrynton Evans, App St (Jr, RB) | Def. POY: Akeem Davis-Gaither, App St (Sr, LB) | Newcomer of the Year: Kaylon Geiger, Troy (Jr, WR) | Fr. of the Year: Layne Hatcher, A-St (Fr, QB) | Coach of the Year: Billy Napier, Louisiana

First Team Offense

Kaleb Barker, Troy (Sr, QB) | Darrynton Evans, App St (Jr, RB) | Tra Barnett, Georgia State (Sr, RB) | **Omar Bayless, A-St (Sr, WR)** | Kirk Merritt, A-St (Sr, WR) | Kaylon Geiger, Troy (Jr, WR) | Josh Pederson, ULM (Jr, TE) | Noah Hannon, App St (Jr, OL) | Victor Johnson, App St (Sr, OL) | Hunter Atkinson, Ga St (Sr, OL) | Kevin Dotson, UL (Sr, OL) | Robert Hunt, UL (Sr, OL)

First Team Defense

Demetrius Taylor, App St (Jr, DL) | **William Bradley-King, A-St (Jr, DL)** | Tarron Jackson, CCU (Jr, DL) | Raymond Johnson III, Ga So (Jr, DL) | Akeem Davis-Gaither, App St (Sr, LB) | Bryan London II, TSU (Sr, LB) | Carlton Martial, Troy (So, LB) | Shaun Jolly, App St (So, DB) | **Darreon Jackson, A-St (Sr, DB)** | Kindle Vildor, Ga So (Sr, DB) | Corey Straughter, ULM (Junior, DB) | Will Sunderland, Troy (Sr, DB)

First Team Special Teams

Blake Grupe, A-St (So, K) | **Cody Grace, A-St (Sr, P)** | Raymond Calais, UL (Sr, RS) | Tra Minter, USA (Sr, AP)

Second Team Offense

Dan Ellington, Ga St (Sr, QB) | Elijah Mitchell, UL (Jr, RB) | Josh Johnson, ULM (Jr, RB) | Thomas Hennigan, App St (Jr, WR) | Corey Sutton, App State (Jr, WR) | Ja'Marcus Bradley, Louisiana (Sr, WR) | Aubry Payne, Georgia State (Jr, TE) | Cooper Hodges, App St (Fr, OL) | Baer Hunter, App St (Jr, OL) | Bobby Reynolds, ULM (Sr, OL) | Aaron Brewer, TSU (Senior, OT) | J.I. Gaston, Troy (Sr, OL)

Second Team Defense

Kevin Thurmon, A-St (Sr, DL) | Zi'Yon Hill, UL (So, DL) | Jeffery Whatley, USA (Sr, DL) | Will Cholah, Troy (So, DL) | Jordan Fehr, App St (Sr, LB) | Rashad Byrd, Ga So (Jr, LB) | Joe Dillon, UL (Jr, LB) | Cortez Sisco, ULM (Sr, LB) | Josh Thomas, App St (Sr, DB) | **B.J. Edmonds, A-St (Sr, DB)** | Chandler Kryst, CCU (Sr, DB) | Michael Jacquet III, UL (Sr, DB)

Second Team Special Teams

Tyler Bass, Ga So (Sr, K) | Rhys Byrns, UL (So, P) | Darrynton Evans, App St (Jr, AP) | Darrynton Evans, App St (Jr, RS)

Third Team Offense

Zac Thomas, App St (Jr, QB) | Raymond Calais, UL (Sr, RB) | Trey Ragas, UL (Jr, RB) | **Jonathan Adams, A-St (Jr, WR)** | Cornelius McCoy, Ga St (So, WR) | Reggie Todd, Troy (Jr, WR) | Isaiah Likely, CCU (So, TE) | **Jarrett Horst, A-St (So, OL)** | **Jacob Still, A-St (Jr, OL)** | Trey Carter, CCU (Jr, OL) | Shamarious Gilmore, Georgia State (Jr, OL) | Kirk Kelley, Troy (Sr, OL)

Third Team Defense

E.J. Scott, App St (Sr, DL) | C.J. Brewer, CCU (Jr, DL) | Sterling Johnson, CCU (Sr, DL) | Donald Louis, ULM (Senior, DL) | Marcus Webb, Troy (Sr, DL) | **Tajhea Chambers, A-St (Jr, LB)** | Teddy Gallagher, CCU (Jr, LB) | Nikolas Daniels, TSU (Sr, LB) | Desmond Franklin, App St (Sr, DB) | Monquavon Brinson, Ga So (Sr, DB) | Kenderick Duncan Jr., Ga So (So, DB) | Travis Reed, USA (Sr, DB)

Third Team Special Teams

Stevie Artigue, UL (Sr, K) | Tyler Sumpter, Troy (Junior, P) | Reggie Todd, Troy (Jr, RS) | Raymond Calais, UL (Sr, AP)

Arkansas State All-Sun Belt Conference Honorable Mention

Caleb Bonner, A-St (Jr, LB) | Andre Harris Jr., A-St (So, OL) | Marcel Murray, A-St (So, RB) | Ivory Scott, A-St (Junior, OL)

THE PRINCIPALS: The Red Wolves are making their 17th all-time bowl appearance and their second at the Camellia Bowl, where they played Middle Tennessee in 2017. With its matchup against the Panthers, A-State will remain the only Sun Belt team to ever face a Conference USA opponent in the bowl game. Since its inaugural year in 2014, the Camellia Bowl has featured a Sun Belt versus Mid-American matchup in four of the six contests. Arkansas State also becomes the second program to ever appear in the Camellia Bowl twice, joining Appalachian State (2015 and 2016). FIU completed the regular season with a 6-6 overall record and 3-5 mark in conference play. The Panthers are making a school-record third consecutive bowl-game appearance.

HEAD COACH BLAKE ANDERSON: Blake Anderson, an 18-year coaching veteran at the NCAA FBS level who also coached in an NJCAA National Championship game, was named the Red Wolves' 30th all-time head coach on Dec. 19, 2013. Anderson led the Red Wolves to Sun Belt Conference championships in 2015 and 2016, as well as six consecutive winning seasons and six bowl-game appearances (2019 and 2017 Camellia Bowl, 2018 Arizona Bowl, 2016 Cure Bowl, 2015 New Orleans Bowl, 2014 GoDaddy Bowl) during his first six seasons leading the program. Under his direction, the Red Wolves have set nine new single-season records, including average yards total offense (494.8 ypg in 2017), total offense (6,174 yards in 2014) and points scored (520 in 2015).

FOREVER IN OUR HEARTS: The Arkansas State Athletics Department family was saddened to learn of the passing late Monday night, Aug. 19, of Wendy Anderson, wife of sixth-year head football coach Blake Anderson. Wendy's courageous battle with cancer will continue to serve as an inspiration to many across the nation, and the outpouring of support far and wide for the Andersons and the A-State family has been overwhelming. Anderson took a leave of ab-

2019 HEAD-TO-HEAD



Arkansas State	Florida International
7-5	Record
33.7	Points Avg.
432.2	Total Off. Avg.
126.8	Rushing Avg.
305.3	Passing Avg.
38%	3rd Down Pct.
57%	4th Down Pct.
27:36	TOP/Game
34.8	Scoring Defense
480.6	Total Defense
221.8	Rush Defense
258.8	Pass Defense
26-161	Sack by-Yards
-3	Turnover Margin
22.3	Kick Return Avg.
9.9	Punt Return Avg.
44.4	Avg. Per Punt
64.5	Penalty Yards Avg.

sence to be with his family until Sept. 7, when he returned to the sidelines to lead A-State to a 43-17 win over UNLV. Assistant head coach and defensive coordinator David Duggan served as the Red Wolves' interim head coach from Aug. 19 until Anderson's return on Sept. 7.

COURAGE AWARD: A-State head football coach Blake Anderson was named on Sept. 18 as the first weekly nominee for the 2019 Capital One Orange Bowl-FWAA Courage Award, presented annually since 2002 to one recipient for displaying courage on or off the field, including overcoming an injury or physical handicap, preventing a disaster or living through a hardship. Anderson is the second Arkansas State coach or player to be a nominee for the honor, join-

ARKANSAS STATE MEDIA SCHEDULE

Thursday, Dec. 12	4:10 p.m. practice open to the media (Centennial Bank Stadium/SAC)
Friday, Dec. 13	4:10 p.m. practice open to the media (Centennial Bank Stadium/SAC)
Sunday, Dec. 15	4:10 p.m. practice open to the media (Centennial Bank Stadium/SAC)
Monday, Dec. 16	4:10 p.m. practice open to the media (Centennial Bank Stadium/SAC)
Tuesday, Dec. 17	9:30 a.m. departure from Centennial Bank Stadium approximate 3:30-4 p.m. arrival at team hotel, Renaissance Montgomery (201 Tallapoosa St.) 5:30 p.m. Camellia Bowl Head Coaches Press Conference at Union Station (300 Water St.) 6-8:00 p.m. ESPN Welcome Party (invitation only) at Harriott II Riverboat (200 Coosa St.)
Wed., Dec. 18	11 a.m. practice open to media at Huntingdon College (1500 E Fairview Ave.) 5:30-7:00 p.m. Sun Belt Bowling & Dinner Event at Bama Lanes (3020 Atlanta Hwy)
Thursday, Dec. 19	9:00 a.m. Rosa Parks Museum Tour (251 Montgomery St.) 11:30 a.m. practice closed to media at Huntingdon College (1500 E Fairview Ave.) 5:30-7:00 p.m. Sun Belt BBQ Dinner at Riverwalk Stadium (200 Coosa St.)
Friday, Dec. 20	12-1:30 p.m. Alabama FB Legend Luncheon at Renaissance (Alabama Ballroom) 3:30-4:00 p.m. A-State press conference at Cramton Bowl Multiplex 4-5:00 p.m. practice closed to media at Cramton Bowl 5:30-6:00 p.m. pep rally with A-State at Union Station Train Shed
Saturday, Dec. 21	Game Day. Coaches and players available after the game.

2019 AWARDS & HONORS

JONATHAN ADAMS (JR., WR):

- 3rd TM All-Sun Belt

OMAR BAYLESS (SR., WR):

- Walter Camp 2nd Team All-America
- Sun Belt Player of the Year
- 1st Team All-Sun Belt
- Pro Football Focus College HM All-America
- NFLPA Bowl
- Biletnikoff Award Semifinalist
- SBC Offensive Player of the Week (9/30)
- CSM Sun Belt Off. Player of the Week (Sept. 28)
- Preseason 2nd TM All-Sun Belt
- Phil Steele's Preseason 2nd TM All-SBC
- Athlon Sports Preseason 3rd TM All-SBC

CALEB BONNER (JR., LB):

- Honorable Mention All-Sun Belt

LOGAN BONNER (JR., QB):

- Earl Campbell Award Watch List
- CSM Sun Belt Off. Player of the Week (Sept. 21)
- Earl Campbell Award National HM Player of the Week (S. 21)

WILLIAM BRADLEY-KING (JR., DE):

- 1st Team All-Sun Belt
- Ted Hendricks Award Watch List
- Preseason 1st TM All-Sun Belt
- Lindy's, S&S, Athlon Preseason 1st TM All-SBC
- Phil Steele's Preseason 2nd TM All-SBC
- Lindy's Best Pass Rusher in the Sun Belt
- Phil Steele's Top Draft Eligible Players (national): No. 64 DE

TAJHEA CHAMBERS (JR., LB):

- 3rd Team All-Sun Belt
- Wuerrffel Trophy Watch List
- Phil Steele's, Athlon Preseason 3rd TM All-SBC
- Phil Steele's Top Draft Eligible Players (national): No. 69 ILB

SETH COTTENGIM (JR., DS):

- Phil Steele's Preseason 1st TM All-SBC

BJ EDMONDS (SR., S):

- 2nd Team All-Sun Belt
- Preseason 2nd TM All-Sun Belt
- Phil Steele's, Athlon Preseason 3rd TM All-SBC

CODY GRACE (SR., P):

- 1st Team All-Sun Belt
- NFF Scholar-Athlete of the Day (10/21)
- SBC Special Tms Player of the Week (10/7)
- Ray Guy Award Punter of the Week (10/8)
- SBC Special Tms Player of the Week (9/30)
- Ray Guy Award "Ray's 8" (9/30, 10/7, 11/4)
- Ray Guy Award Watch List
- Campbell Trophy nominee
- Preseason 2nd TM All-Sun Belt
- Phil Steele's, Athlon Preseason 1st TM All-SBC
- Lindy's Preseason 2nd TM All-Sun Belt

DAHU GREEN (SR., WR):

- Senior Bowl Watch List
- Phil Steele's Preseason 2nd TM All-SBC

BLAKE GRUPE (SO., K):

- 1st Team All-Sun Belt
- Lou Groza Award Semifinalist
- Burlsworth Trophy nominee
- SBC Special Tms Player of the Week (11/4, 12/2)

ANDRE HARRIS JR. (SO., OL):

- Honorable Mention All-Sun Belt

LAYNE HATCHER (FR., QB):

- Sun Belt Freshman of the Year
- Manning Award Star of the Week (9/30)

- College Sports Madness SBC Off POW (11/24)

JARRETT HORST (SO., OL)

- 3rd Team All-Sun Belt

JAVONIS ISAAC (JR., TE)

- John Mackey Award Watch List
- Preseason 1st TM All-Sun Belt
- Lindy's, S&S, Athlon, CFN Prez 1st TM All-SBC
- Phil Steele's Preseason 3rd TM All-SBC
- Phil Steele's Top Draft Eligible Players (national): No. 30 TE

DARREON JACKSON (SR., DB):

- 1st Team All-Sun Belt
- Sun Belt Defensive Player of the Week (11/4)
- Jim Thorpe Award Watch List
- Preseason 2nd TM All-Sun Belt
- Phil Steele's, CFN Preseason 1st TM All-Sun Belt
- Lindy's, Athlon Preseason 2nd TM All-Sun Belt

JERRY JACOBS (JR., CB):

- Jim Thorpe Award Watch List
- Preseason 1st TM All-Sun Belt
- Lindy's, S&S, CFN Preseason 1st TM All-Sun Belt
- Phil Steele's, Athlon Preseason 2nd TM All-SBC
- CFN No. 15 Overall Player in SBC

FORREST MERRILL (JR., DL):

- Preseason 1st TM All-Sun Belt
- Lindy's, Phil Steele's, S&S, Athlon, CFN Preseason 1st TM All-SBC
- Lindy's Top 10 NFL Talent in SBC: No. 10
- Phil Steele's Top Draft Eligible Players (national): No. 47 DT

KIRK MERRITT (SR., WR):

- 1st Team All-Sun Belt
- NFLPA Bowl
- Maxwell Award Watch List
- Biletnikoff Award Watch List
- Paul Hornung Award Watch List
- Senior Bowl Watch List
- 1st TM All-Sun Belt
- Lindy's, Phil Steele's, S&S, Athlon, CFN Prez 1st TM All-SBC
- Lindy's Top 10 NFL Talent in SBC (No. 2)
- Phil Steele's Best Hands in the Sun Belt
- Street & Smith's Best Hands in the SBC
- Street & Smith's Top NFL Prospect in SBC
- CFN No. 8 Overall Player in SBC

MARCEL MURRAY (SO., RB):

- Honorable Mention All-Sun Belt
- Doak Walker Award Watch List
- Phil Steele's, Athlon Preseason 2nd TM All-SBC
- CFN No. 29 Overall Player in SBC

IVORY SCOTT (JR., OL):

- Honorable Mention All-Sun Belt

NOUR-EDDINE SEIDNALLY

- Phil Steele's Preseason 4th TM All-SBC

JACOB STILL (JR., C):

- 3rd Team All-Sun Belt
- Rimington Award Watch List
- Preseason 2nd TM All-Sun Belt
- Phil Steele's, Athlon Preseason 3rd TM All-SBC
- Phil Steele's Top Draft Eligible Players (national): No. 37 center

KEVIN THURMON (SR., DL)

- 2nd Team All-Sun Belt
- Preseason 2nd TM All-Sun Belt
- Phil Steele's Preseason 2nd TM All-SBC
- Athlon Sports Preseason 3rd TM All-SBC
- Phil Steele's Top Draft Eligible Players (national): No. 54 DT

ing former defensive lineman **Brandon Rollins in 2005**. Rollins, from Texarkana, Texas, was a finalist for the award after fully recovering from an elevator accident that occurred prior to the 2003 season, causing multiple injuries while also requiring numerous surgeries.

FAST START: Out of 30 all-time head coaches at Arkansas State, **Blake Anderson** became one of just four to win at least seven games in his first season (2014) at the school. The other head coaches to win at least seven games in their first season as head coach at A-State were Bryan Harsin (2013), Gus Malzahn (2012) and Hugh Freeze (2011).

SIX YEARS RUNNING: **Blake Anderson** is the **only head coach in Arkansas State history to win 46 or more games over his first six years at the school**. Additionally, he is **one of just three head coaches at A-State to ever direct the program to at least 46 wins in 75 or fewer games** -- Forrest England won 48 games over the same span between 1946-52 and Bennie Ellender won 51 times over his first 75 games between 1963-70.

DOUBLE DIGITS: Including three of their seven victories this season, **38 of the Red Wolves' 46 wins under head coach Blake Anderson have come by 10 or more points**. At the same time four of their eight single-digit victories under Anderson have been posted this season. That is the program's most single-digit wins in one season since the 2013 season when it also had four, including a 23-20 victory in the GoDaddy Bowl. Arkansas State has **outscored its opponents 1,933-943 in the 46 wins under Anderson for a 21.5-point average scoring difference**.

SINGLE DIGITS: Arkansas State finished the regular season playing in four-consecutive one-possession games. Not including ties, it marks **the seventh time an A-State team has played one-possession games in four straight contests**. The 2019 Red Wolves finished 3-1 over the final stretch of four tight games. It marked the **first time in the seven occasions that an A-State team posted a winning record in the string of one-score contests**. The 1988 A-State team played in a school-record five one-possession games in a row, compiling a 1-4 record in that span.

CLIMBING THE LADDER: **Blake Anderson** has led the Red Wolves to a pair of Sun Belt titles and collected 36 league wins along the way, which are **the second most ever by any of the conference's all-time head coaches**.

Coach (School)	Wins
Larry Blakeney (Troy)	52
Blake Anderson (Arkansas State)	36
Scott Satterfield (App State)	34

BROYLES AWARD NOMINEE: Offensive coordinator and quarterbacks coach **Keith Heckendorf** was one of 41 nominees for the Broyles

2019 ARKANSAS STATE FOOTBALL NOTES: Camellia Bowl

ARKANSAS STATE TEAM RECORD

Overall	480-492-37
Centennial Bank Stadium	155-80-1
Since FBS (1992)	139-182-1

TEAM STREAKS

Wins	0
Centennial Bank Stadium Wins	3
Away Wins	0
Sun Belt Wins	0
Losses	1
Home Losses	0
Away Losses	1
Non-Conference Losses	0
Wins When:	
allowing 10 points or less	41
allowing 17 points or less	2
scoring 20 or more points	0
scoring 30 or more points	0
rushing for 200+ yards	3
passing for 300+ yards	0
400+ yards total offense	0
leading at the half	5
tied at the half	1
trailing at the half	0
scoring first	0

2019 A-STATE RECORD WHEN:

at home	4-2
on the road	3-3
neutral	0-0
leading at the half	5-0
tied at the half	1-0
trailing at the half	1-5
leading after 3 quarters	6-0
tied after 3 quarters	1-0
trailing after 3 quarters	0-5
overtime	0-0
scores 17+ points	7-4
the opponent scores 17+ points	6-5
more offensive yards	4-0
fewer offensive yards	3-5
more penalty yards	4-2
same penalty yards	1-0
fewer penalty yards	2-3
gains 300+ offensive yards	7-4
allows 300- offensive yards	2-0
rushes for 150+ yards	3-1
rushes for 200+ yards	3-0
passes for 200+ yards	6-4
wins turnovers	3-1
loses turnovers	3-3
ties turnovers	1-1
more total yardage	6-0
less total yardage	1-5
wins time of possession	4-1
ties time of possession	0-0
loses time of possession	3-4

Award, issued annually to the nation's top assistant coach.

THE ARKANSAS STATE-FLORIDA INTERNATIONAL: Arkansas State holds a 6-2 all-time record against Florida International in a series that dates back to the 2005 season. A-State won the first three meetings, as well as the last two played in 2011 and 2012. Both FIU wins in the series have been by a touchdown or less, while five of A-State's six victories have been by at least 14 points.

Year	Score	Location
2012	A-State 34, FIU 20 (W)	Miami
2011	A-State 34, FIU 16 (W)	Jonesboro
2010	FIU 31, A-State 24 (L)	Miami
2009	A-State 27, FIU 10 (W)	Jonesboro
2008	FIU 22, A-State 21 (L)	Miami
2007	A-State 27, FIU 24 (W)	Jonesboro
2006	A-State 31, FIU 6 (W)	Miami
2005	A-State 66, FIU 24 (W)	Jonesboro

A-STATE vs C-USA: The Red Wolves will play their first game against a Conference USA opponents since playing Middle Tennessee in the 2017 Camellia Bowl. A-State, which **shared the Sun Belt Conference with five current C-USA members at some point between 2001-13**, has played eight of the 14 teams comprising the league today. The Red Wolves **hold a 43-64-1 all-time record against current members of the league**, including UAB (0-2), FAU (2-3), FIU (6-2), Louisiana Tech (12-26), Middle Tennessee (5-10), North Texas (13-8), Southern Miss (2-9) and Western Kentucky (3-4-1). A-State was a member of the Sun Belt with current C-USA programs North Texas and Middle Tennessee from 2001-12, FIU and FAU from 2005-12 and Western Kentucky from 2009-13.

BOWL ELIGIBLE: Arkansas State has **obtained bowl eligibility status each of the last nine years (2011-19) and 12 times over the last 15 seasons**. Arkansas State has become bowl eligible in 10 games or less each of those seasons. Since moving to FBS status in 1992, the earliest A-State ever became bowl eligible was in 2011 when it was 6-2 through eight games.

BOWL STREAK: Arkansas State has made a **school-record nine consecutive bowl-game appearances (2011-19)**, which is the third longest streak in the Group of 5 and ranks 14th in the nation among all FBS programs.

Rank	School(s)	Streak
1.....	Virginia Tech	27
2.....	Georgia	23
3.....	Oklahoma	21
4.....	LSU	20
T5.....	Boise State, Wisconsin.....	18
7.....	Alabama.....	16
8.....	Clemson.....	15
9.....	Oklahoma State	14
10.....	Texas A&M	11
T11.....	Miss. St., San Diego St., Wash.....	10
14.....	Arkansas State.....	9

BOWL HISTORY: Including the 2019 Camellia Bowl, **Arkansas State has appeared in 17 bowl games all-time** and holds a 7-8-1 record in the previous 16. This is the ninth consecutive year A-State has been in a bowl game (2011-19), and it also played in the 2005 New Orleans Bowl for its first bowl-game appearance since 1970. A-State played in seven bowl games from 1951-70.

Year	Bowl	Opponent	Score
2019	Camellia	FIU	N/A
2018	Arizona	Nevada	L, 16-13 (OT)
2017	Camellia	Middle Tenn.	L, 35-31
2016	Cure	UCF	W, 31-13
2015	New Orleans	Louisiana Tech	L, 47-28
2014	GoDaddy	Toledo	L, 63-44
2013	GoDaddy	Ball State	W, 23-20
2012	GoDaddy	No. 25 Kent St.	W, 17-13
2011	GoDaddy	Northern Ill.	L, 38-20
2005	New Orleans	Southern Miss	L, 31-19
1970	Pecan	Central Mo.	W, 38-21
1969	Pecan	Drake	W, 29-21
1968	Pecan	North Dakota St.	L, 23-14
1954	Tangerine	TAMU-Commerce	T, 7-7
1952	Refrigerator	Western Ky.	L, 34-19
1952	Tangerine	Stetson	W, 35-20
1951	Refrigerator	Camp Breckinridge	W, 46-12

REGULAR SEASON COMPARISON: Arkansas State's **seven victories ties its fourth highest regular-season total ever as an FBS member and ties its fifth most in the history of the program**. A-State has now reached at least seven regular-season wins nine straight years (2011-19) and 26 times in school history.

Rank	Reg-Season Wins	Year	Division
1	11	1975	Division I
T2	10	2011	FBS (I-A)
T2	10	1970	College Division
T4	9	2015	FBS (I-A)
T4	9	2012	FBS (I-A)
T4	9	1986	FCS (I-AA)
T4	9	1951	College Division
T8	8	2018	FBS (I-A)
T8	8	1985	FCS (I-AA)
T8	8	1953	College Division
T8	8	1952	College Division
T12	7	2019	FBS (I-A)
T12	7	2017	FBS (I-A)
T12	7	2016	FBS (I-A)
T12	7	2014	FBS (I-A)
T12	7	2013	FBS (I-A)
T12	7	1987	FCS (I-AA)
T12	7	1984	FCS (I-AA)
T12	7	1978	Division I
T12	7	1977	Division I
T12	7	1974	College Division
T12	7	1973	College Division
T12	7	1969	College Division
T12	7	1968	College Division
T12	7	1966	College Division
T12	7	1964	College Division

ALL-CONFERENCE: Arkansas State placed 16 players on the All-Sun Belt Conference Team. Including six first team, two second team, four

2019 ARKANSAS STATE FOOTBALL NOTES: Camellia Bowl

third team and four honorable mention choices, A-State's **16 different players finding a spot on the all-conference squad were the second most in the league** behind Appalachian State's 18. The Red Wolves tied the Mountaineers for the most first-team choices in the league. Arkansas State's 16 different All-Sun Belt players also tied the program's third most ever behind its 18 in 2017 and 17 a year ago. The **Red Wolves have now had at least 10 selections 10 consecutive years and 13 times since the Sun Belt's inaugural 2001 season.** Additionally, they have **95 all-conference picks since 2014 under head coach Blake Anderson for the most in the league during that span.**

PLAYER OF THE YEAR: Senior wide receiver Omar Bayless was named the Sun Belt Conference Player of the Year, marking the **fourth consecutive year and sixth time overall an A-State player has taken home the league's highest individual honor -- both Sun Belt records.** Outside of A-State, no other all-time Sun Belt program has seen more than three players take home the honor. Bayless is the fourth all-time Arkansas State player to garner the recognition, joining former quarterbacks Justice Hansen (2018) and Ryan Aplin (2011-12) and defensive end Ja'Von Rolland-Jones (2016-17). **Along with Florida International's T.Y. Hilton, he is the only other Sun Belt Conference wide receiver to ever earn the award.**

FRESHMAN OF THE YEAR: **Layne Hatcher**, a redshirt freshman, became the **fourth all-time A-State player to be selected as the Sun Belt Freshman of the Year**, joining current running back Marcel Murray (2018) and former wide receiver J.D. McKissic (2012) and running back Reggie Arnold (2006).

ALL-AMERICA: Senior wide receiver and Sun Belt Conference Player of the Year **Omar Bayless** became the **first player in school history to be named a Walter Camp All-America selection**, earning second team honors. Bayless was one of four players chosen at the wide receiver position on the 130th edition of the Walter Camp All-America Team, making it the oldest of its kind in the nation. The Laurel, Miss., native was also one of just four players from the Group of 5 to make the 51-man list comprised of first-and-second-team selections. He is the **first A-State player since 1987 to be named All-America by the Associated Press (AP), American Football Coaches Association (AFCA), Football Writers Association (FWAA), Sporting News or Walter Camp**, which are used to determine consensus All-America. Also a **2019 Pro Football Focus (PFF) Honorable Mention All-America choice**, Bayless ended the regular season with 84 receptions for 1,473 yards and 16 touchdowns while also adding a pair of blocked kicks.

DECADE BY DECADE: The Red Wolves have won 78 games since 2010, which are the **most in a decade in a program history.** Five

EIGHT-YEAR WINS TOTAL: The Red Wolves have recorded 74 victories during the last nine seasons to tie the 25th most in the nation over that span.

TEAM	NCAA FBS WINS SINCE 2011									TOTAL
	2011	2012	2013	2014	2015	2016	2017	2018	2019	
Alabama	12	13	11	12	14	14	13	14	10	113
Clemson	10	11	11	10	14	14	12	15	13	110
Ohio State	6	12	12	14	12	11	12	13	13	105
Oklahoma	10	10	11	8	11	11	12	12	12	97
Boise State	12	11	8	12	9	10	11	10	12	95
Georgia	10	12	8	10	10	8	13	11	11	93
Wisconsin	11	8	9	11	10	11	13	8	10	91
LSU	13	10	10	8	9	8	9	10	13	90
Oregon	12	12	11	13	9	4	7	9	11	88
Stanford	11	12	11	8	12	10	9	9	4	86
Florida St.	9	12	14	13	10	10	7	5	6	86
Notre Dame	8	12	9	8	10	4	10	12	10	83
Okla. St.	12	8	10	7	10	10	10	7	8	82
Northern Ill.	11	12	12	11	8	5	8	8	5	80
San Diego St.	8	9	8	7	11	11	10	7	9	80
Mich. St.	11	7	13	11	12	3	10	7	6	80
Penn State	9	8	7	7	7	11	11	9	10	79
Michigan	11	8	7	5	10	10	8	10	9	78
USC	10	7	10	9	8	10	11	5	8	78
Toledo	9	9	7	9	10	9	11	7	6	77
Washington	7	7	9	8	7	12	10	10	7	77
UCF	5	10	12	9	0	6	13	12	9	76
Baylor	10	8	11	11	10	7	1	7	11	76
Houston	13	5	8	8	13	9	7	8	4	75
A-State	10	10	8	7	9	8	7	8	7	74
TCU	11	7	4	12	11	6	11	7	5	74
Texas A&M	7	11	9	8	8	8	7	9	7	74
Cincinnati	10	10	9	9	7	4	4	11	10	74
Kansas State	10	11	8	9	6	9	8	5	8	74

of A-State's all-time 12 conference titles have also come since 2010. The Red Wolves **.614 winning percentage (78-49) this decade is the second highest for a decade in program history.** Arkansas State had a .627 winning percentage (66-39-1) from 1970-79, including two 11-0 seasons (1970-75). The program's third best winning percentage (.609) for a single decade came from 1960-69 (54-34-4). A-State had **nine winning seasons this decade, by far the most for a decade in program history.** The previous record for winning seasons in a decade was six in the 1960s, 1970s and 1980s.

A-STATE vs THE SUN BELT: Arkansas State has **won 56 of its last 71 Sun Belt Conference games (.789 winning percentage) to run its all-time record in the league to 88-51.** The Red Wolves hold their most all-time victories against ULM with 27. A-State has defeated every team in the conference since the football league was formed in 2001. Along with ULM and Louisiana, A-State is one of three teams that have been a part of the conference since its inaugural football season.

NEXT MAN UP: Partially due to injuries, including 10 season-ending to players such as **Ryan Graham (RB), Isaiah Azubuike (RB), Logan Bonner (QB), Forrest Merrill (DL), Hunter Moreton**

(DL), **Jerry Jacobs (CB), Tony Adams (DL)** and **Thomas Toki (DL)**, the Red Wolves have **used 39 different starters this season.** Arkansas State has seen 32 players miss at least one game and 21 miss multiple contests due to injury, including 14 who were starters at the time.

AN A-STATE VICTORY WOULD . . . : give it four bowl wins over the last nine seasons (2011-19) . . . mark its eighth all-time bowl victory and its second under head coach Blake Anderson . . . move its all-time bowl record to 8-8-1 . . . give it at least eight victories for the fifth time as an FBS member and 12th time in the history of the program . . . give it eight victories to match its third highest wins total since moving to FBS status in 1992 . . . improve its all-time record against FIU to 7-2 and give it three consecutive wins over the Panthers . . . even its record in the Camellia Bowl to 1-1 . . . give it a 79-49 record during the 2010s for a .617 winning percentage that would stand alone as the second best in program history for any decade.

HOME SWEET HOME: Arkansas State has **strung together 15 consecutive years (2005-19) with a winning record at Centennial Bank Stadium dating back to 2005.** The Red Wolves are now 68-17 (.800 winning percentage) since the 2005 season and have won 43 of their last 53

2019 ARKANSAS STATE FOOTBALL NOTES: Camellia Bowl

home outings. The Red Wolves actual on-field record all-time at Centennial Bank Stadium is 160-80-1 since it opened in 1974. A-State's six home wins in 2011 were its most since 1985. The 2011 season also marked the last time the Red Wolves went undefeated at Centennial Bank Stadium.

SUN BELT LEADERS: Based on the weekly stats report compiled by the Sun Belt, the Red Wolves have **seven different players leading the league in nine combined statistical categories -- both the most in the conference.** Senior wide receiver **Omar Bayless** is ranked No. 1 in receiving yards and receptions, freshman quarterback **Layne Hatcher** No. 1 in pass efficiency, sophomore kicker **Blake Grupe** No. 1 in scoring (kick) and field goals, senior safety **BJ Edmonds** No. 1 in punt returns, senior receiver **Kirk Merritt** No.

1 in kickoff returns, senior punter **Cody Grace** No. 1 in punting, and junior defensive end **William Bradley-King** No. 1 in fumbles forced.

ROAD WARRIORS: Arkansas State has **won 27 of its last 36 conference road games dating back to the 2011 season.** A-State had won 10 consecutive conference road games, its longest streak ever as a member of any league, before falling to Western Kentucky in its 2013 regular-season opener.

NON-CONFERENCE RECAP: Arkansas State produced a **.500 or better non-conference record for the second consecutive season, third time under head coach Blake Anderson** and fifth time over the last nine seasons, but just sixth time since moving to FBS status in 1992 (1995, 2011, 2012, 2014, 2018, 2019). A-State posted a winning non-conference record (3-1) last season for the first time since 1995 (3-2).

A BIT OF HISTORY: Arkansas State's 43-17 win over UNLV marked its **largest margin of victory in a non-conference road game since 1986,** when it defeated Delaware 55-14 in the I-AA (FCS) playoffs. The last time it had a larger margin of victory in a non-conference road game

SUN BELT INDIVIDUAL CAREER RECORDS

RECEIVING TOUCHDOWNS

	No.	Years
1. Eric Thomas (Troy)	29	2010-13
2. Omar Bayless	25	2016-cur.
T3. Marcus Green (ULM)	24	2015-18
T.Y. Hilton (FIU)	24	2008-11

A-STATE INDIVIDUAL CAREER RECORDS

RECEPTIONS

	No.	Years
1. J.D. McKissic	289	2012-15
2. Omar Bayless	168	2016-cur.
3. Dwayne Frampton	163	2010-11
4. Robert Kilow	158	1998-2000
5. Lennie Johnson	156	1995-98
6. Levi DeJohnette	152	2004-07
7. Kirk Merritt	147	2018-cur.

RECEIVING YARDS

	Yards	Years
1. J.D. McKissic	2,826	2012-15
2. Lennie Johnson	2,730	1995-98
3. Omar Bayless	2,595	2016-cur.
4. Robert Kilow	2,446	1998-00
5. Taylor Stockemer	2,146	2009-12
6. Dwayne Frampton	1,894	2010-11
7. Levi DeJohnette	1,816	2004-07
8. Dijon Paschal	1,810	2014-17
9. Kirk Merritt	1,768	2018-cur.

RECEIVING TOUCHDOWNS

	No.	Years
1. Omar Bayless	25	2016-cur.
2. Kirk Merritt	18	2018-19
3. Taylor Stockemer	16	2009-12

POINTS BY KICKING

	Points	Years
1. Brian Davis	326	2010-13
4. Jeff Caldwell	195	1993-96
5. Doug Dobbs	178	1976-79
6. Blake Grupe	177	2018-cur.

FIELD GOALS MADE

	No.	Years
1. Josh Arauco	58	2006-09
4. Eric Neihouse	37	2002-05
5. Doug Dobbs	35	2976-79

6. Scott Roper	32	1986-87
7. Blake Grupe	31	2018-cur.

EXTRA POINTS MADE

No.	Years		
1. Brian Davis	158	2010-13	
4. Don LaPlante	96	1950-52	
T5. Blake Grupe	84	2018-cur.	
Joe Duren	84	1971-74	

CONSECUTIVE EXTRA POINTS MADE

	No.	Years
1. Eric Neihouse	78	2003-05
2. Josh Arauco	74	2006-08
3. Scott Roper	46	1986-87
T4. Blake Grupe	43	2019
Brian Davis	43	2013

PUNTING YARDS

	Yds.	Years
1. Kyle Richardson	10,917	1992-95
4. Bruce Gartman	8,655	1980-82
5. Cody Grace	7,368	2017-19

PUNTING AVERAGE

	Avg.	Years
1. Ryan Smith	42.8	1998-99
2. Luke Ferguson	42.4	2012-15
3. Cody Grace	42.1	2017-19

SACKS

	Avg.	Years
1. Ryan Smith	42.8	1998-99
6. Robert Speer	19.0	1973-76
T7. Brandon Joiner	17.0	2010-11
Bryan Hall	17.0	2006-09
Glen Koenig	17.0	1976-79
10. Chris Odom	16.5	2013-16
NR W. Bradley-King	15.5	2017-19

A-STATE'S 2019 TEAM SUN BELT RANKINGS

Stat	A-State	Rank	Leader
Field Goals	.850 pct.	1	A-STATE
Passing Efficiency	160.1 avg.	1	A-STATE
Punting	41.0 Net/P	1	A-STATE
Pass Offense	305.3 avg.	2	Troy (313.2)
Red Zone Defense	76.8 pct.	2	UL (71.8)
Pass Defense Effic.	135.4 avg.	3	App St. (114.6)
Punt Return Avg.	9.9 avg.	3	CCU (15.2)
Red Zone Offense	87.5 pct.	3	App St. (91.4)
Opp Penalties	57.1 avg.	3	Troy (67.8)
Opp 3rd Dn Conv.	38.0 pct.	4	App St. (31.4)
Kickoff Returns	22.3 avg.	4	App St. (24.4)
Sacks By	26 total	4	3 tied (30)
Scoring Offense	33.7 avg.	4	App St. (39.4)
4th-Down Conv.	57.1 pct.	T4	CCU (79.3)
Interceptions	10 total	T4	App St. (13)
Opp 4th-Down	55.9 pct.	5	UL (44.0)
PAT Kicking	.980 pct.	5	3 tied (1,000)
Total Offense	432.2 avg.	6	UL (501.3)
First Downs	21.3 avg.	7	UL (25.6)
3rd Down Conv.	37.9 pct.	7	UL (48.1)
Scoring Defense	34.8 avg.	8	UL (19.9)
Turnover Margin	-3 total	8	App St. (+12)
Kickoff Coverage	37.1 net/avg	8	UL (41.8)
Time of Possession	27:36 avg.	9	CCU (33:24)
Rushing Defense	222.4 avg.	9	App St. (136.2)
Rushing Offense	126.8 avg.	9	UL (265.3)
Total Defense	481.2 avg.	9	App St. (335.9)
Pass Defense	258.8 avg.	9	UL (193.8)
Opp 1st Downs	24.3 avg.	10	Ga. So. (18.6)
Sacks Against	37 total	10	UL (14)
Penalties	64.5 avg.	10	Ga. So. (39.0)

A-STATE'S 2019 INDIVIDUAL SBC RANKINGS

Stat	A-State Player	Avg./Tot	Rank
Receive Yds/g	Omar Bayless	122.8 avg.	1
Receptions	Omar Bayless	7.0 rpg	1
Pass Efficiency	Layne Hatcher	173.5	1
Punt Returns	BJ Edmonds	10.8 avg.	1
Punting	Cody Grace	44.4 avg.	1
Scoring (Kick)	Blake Grupe	8.3 avg.	1
Kickoff Returns	Kirk Merritt	29.5 avg.	1
Field Goals	Blake Grupe	1.42 avg.	T1
Fumbles Forced	W. Bradley-King	3 total	T1
Sacks	W. Bradley-King	0.71 avg.	2
Passing Avg.	Layne Hatcher	283.7 avg.	2
Scoring	Blake Grupe	8.3 avg.	2
Fumbles Rec.	Logan Wescott	2 total	T2
Fumbles Rec.	William Bradley-King	2 total	T2
Scoring (TDs)	Omar Bayless	8.0 avg.	3
Tackles	Darreon Jackson	9.7 tpg	3
Total Offense	Layne Hatcher	284.7 avg.	3
Recieve Yds/g	Jonathan Adams	65.7 avg.	4
Scoring	Omar Bayless	8.0 avg.	4
Tackles For Loss	W. Bradley-King	1.12 avg.	4
All Purpose	Omar Bayless	122.8 avg.	4
Receive Yds/g	Kirk Merritt	63.6 avg.	5
Receptions	Kirk Merritt	5.3 rpg	5
Kickoff Returns	Jeff Foreman	25.3 avg.	5
PAT Kicking Pct.	Blake Grupe	98.0 pct.	5
Passes Def.	BJ Edmonds	1.00 avg.	T5
Passes Def.	Jeremy Smith	1.00 avg.	T5
Receptions	Jonathan Adams	4.8 rpg	6
Scoring (TDs)	Kirk Merritt	6.0 avg.	T6
Rushing	Marcel Murray	78.2 avg.	8
All Purpose	Marcel Murray	96.4 avg.	9
Tackles	BJ Edmonds	7.2 avg.	11
Sacks	Kevin Thurmon	0.41 avg.	13
Tackles For Loss	Tajhea Chambers	0.71 pg	T16
Tackles	Tajhea Chambers	5.4 avg.	25
Tackles	Logan Wescott	5.0 avg.	T33

2019 ARKANSAS STATE FOOTBALL NOTES: Camellia Bowl

ALL-TIME SUN BELT VICTORIES	
1. Arkansas State (2001-cur.)	88
2. Troy (2004-cur.)	81
3. Louisiana (2001-cur.)	79
4. ULM (2001-cur.)	64
5. Middle Tennessee (2001-12)	51
6. Appalachian State (2014-cur.)	42
7. North Texas (2001-12)	40
8. Georgia Southern (2014-cur.)	31
9. Florida Atlantic (2005-12)	30
10. New Mexico State (2001-04, 14-17)	25
T11. Florida International (2005-12)	21
South Alabama (2012-cur.)	21
13. Idaho (2001-04, 2014-17)	20
T14. Western Kentucky (2009-13)	17
Georgia State (2013-cur.)	17
16. Texas State (2013-cur.)	13
17. Coastal Carolina (2017-cur.)	6
18. Utah State (2003-04)	5

SUN BELT INDIVIDUAL SEASON RECORDS			
RECEIVING YARDS			
	Yds.	Years	
1. Omar Bayless (A-State)	1,473	2019	
2. Casey Fitzgerald (UNT)	1,322	2007	
RECEIVING TOUCHDOWNS			
	No.	Year	
1. Omar Bayless (A-State)	16	2019	
T2. Casey Fitzgerald (UNT)	12	2007	
Eric Thomas (Troy)	12	2013	
T4. Kirk Merritt (A-State)	11	2019	
George Marshall (UNT)	11	2001	
Kerry Wright (MTSU)	11	2004	
100-YARD RECEIVING GAMES			
	No.	Year	
1. Omar Bayless (A-State)	7	2019	
T2. Joshua McCain (Idaho)	6	2014	
Albert Wilson (Ga. St.)	6	2013	
Casey Fitzgerald (UNT)	6	2007	
COMPLETION PERCENTAGE			
	Pct.	Year	
1. Wes Counts (MTSU)	72.6	2001	
T2. Brandon Silvers (Troy)	70.4	2014	
Clint Marks (MTSU)	70.4	2004	
4. Buck Pierce (NMSU)	69.4	2003	
5. Adam Kennedy (A-State)	69.1	2013	
6. Layne Hatcher (A-State)	68.3	2019	
PASS EFFICIENCY			
	Effic.	Year	
1. Brad McGuire (UL)	182.9	2009	
2. Layne Hatcher (A-State)	173.5	2019	

A-STATE INDIVIDUAL SEASON RECORDS			
TOTAL OFFENSE PER GAME			
	Avg.	Year	
1. Justice Hansen	365.8	2017	
5. Ryan Aplin	290.8	2012	
T6. Layne Hatcher	284.7	2019	
Ryan Aplin	284.7	2010	
TOTAL OFFENSE PER PLAY			
	Avg.	Year	
1. Rocky Hayes	9.3	2012	
2. Layne Hatcher	7.8	2019	
TOTAL OFFENSE			
	Yds.	Year	
1. Justice Hansen	4,389	2017	
6. Ryan nAplin	3,416	2010	
7. Adam Kennedy	2,887	2013	
8. Corey Leonard	2,863	2008	
9. Justice Hansen	2,850	2016	
10. Corey Leonard	2,782	2007	
NR Layne Hatcher	2,553	2019	
RECEPTIONS			
	No.	Year	
1. J.D. McKissic	103	2012	
2. Dwayne Frampton	94	2011	
3. Omar Bayless	84	2019	
4. Kirk Merritt	83	2018	
5. J.D. McKissic	82	2013	
6. Robert Kilow	72	2000	
7. Dwayne Frampton	69	2010	
8. Kirk Merritt	64	2019	
T9. Justin McInnis	61	2018	
Levi Dejohnette	61	2007	
11. Jonathan Adams	58	2019	
RECEIVING TOUCHDOWNS			
	No.	Year	
1. Omar Bayless	16	2019	
2. Kirk Merritt	11	2019	
MOST TOUCHDOWNS			
	No.	Year	
1. Richie Voit	21	1951	
2. Steve Burks	18	1973	
T3. David Oku	17	2012	
David Hines	17	1975	
Richie Voit	17	1952	
6. Omar Bayless	16	2019	
Frank McGuigan	15	1968	
RECEIVING YARDS			
	Yds.	Year	
1. Omar Bayless	1,473	2019	
2. Dwayne Frampton	1,156	2011	
3. J.D. McKissic	1,022	2012	
4. Kirk Merritt	1,005	2018	
5. Robert Kilow	1,002	2000	
6. Chet Douthit	955	1970	
7. Lennie Johnson	901	1998	
8. Lennie Johnson	862	1997	
9. Justin McInnis	800	2017	
10. Lennie Johnson	796	1996	
11. Jonathan Adams	788	2019	
12. Robert Kilow	783	1999	
13. Kirk Merritt	763	2019	
MOST 100-YARD RECEIVING GAMES			
	No.	Year	
1. Omar Bayless	7	2019	
T2. Dwayne Frampton	5	2011	
Robert Kilow	5	2000	
T4. J.D. McKissic	4	2012	
Lennie Johnson	4	1996	
Chet Douthit	4	1970	
T7. Kirk Merritt	3	2019	
Kirk Merritt	3	2018	
Lennie Johnson	3	1997	
Fred Barnett	3	1989	
NR Jay Adams	2	2019	
TOUCHDOWN PASSES			
	No.	Year	
1. Justice Hansen	37	2017	
2. Justice Hansen	27	2018	
T3. Fredi Knighten	24	2014	
Ryan Aplin	24	2012	
5. Layne Hatcher	23	2019	
HIGHEST COMPLETION PERCENTAGE			
	Pct.	Year	
1. Adam Kennedy	.692	2013	
2. Layne Hatcher	.683	2019	
PASSING YARDS			
	Yds.	Year	
1. Justice Hansen	3,967	2017	
5. Fredi Knighten	3,277	2014	
6. Ryan Aplin	2,939	2010	
7. Cleo Lemon	2,721	1998	
8. Justice Hansen	2,719	2016	
9. Layne Hatcher	2,553	2019	
PASSING YARDS PER GAME			
	Avg.	Year	
1. Justice Hansen	330.6	2017	
2. Layne Hatcher	283.7	2019	
POINTS SCORED			
	Pts.	Year	
1. Richie Voit	126	1951	
2. Steve Burks	110	1973	
T3. Brian Davis	104	2012	
David Oku	104	2012	
T6. David Hines	102	1975	
Richie Voit	102	1952	
NR Blake Grupe	100	2019	
NR Omar Bayless	96	2019	
POINTS BY KICKING			
	Pts.	Year	
1. Brian Davis	104	2012	
2. Blake Grupe	100	2019	
FIELD GOALS MADE			
	No.	Year	
1. Scott Roper	21	1986	
2. Brian Davis	18	2011	
T3. Blake Grupe	17	2019	
Josh Arauco	17	2008	
Doug Dobbs	17	1978	
EXTRA POINTS MADE			
	No.	Year	
1. Brian Davis	53	2012	
2. Blake Grupe	49	2019	
PUNTING AVERAGE			
	Avg.	Year	
1. Cody Grace	44.4	2019	
2. Ryan Smith	44.4	1999	
3. Luke Ferguson	43.8	2013	
SACKS			
	No.	Year	
1. Lynn Rowland	14.0	1989	
T9. Clarence Williams	10.0	1998	
Robert Speer	10.0	1976	
NR W. Bradley-King	8.5	2019	
PUNT RETURN YARDS			
	Yds.	Year	
1. James Johnson	385	2005	
5. Steve Hanschen	295	1978	
6. James Hickenbotham	247	2002	
7. Blaise Taylor	234	2014	
8. Warren Wand	231	2018	
9. BJ Edmonds	227	2019	
KICKOFF RETURN AVERAGE			
	Avg.	Year	
1. Andrew Tryon	30.8	2011	
2. Kearney Blalack	30.4	1970	
3. J.D. McKissic	30.0	2013	
4. Kirk Merritt	29.5	2019	

2019 ARKANSAS STATE FOOTBALL NOTES: Camellia Bowl

A-STATE TEAM SEASON RECORDS

TOTAL OFFENSE

Year	Yards
1. 2014	6,194
5. 2011	5,822
6. 2015	5,700
7. 2013	5,301
8. 2019	5,186

AVERAGE YARDS PER PLAY

Year	Avg.
1. 2012	6.4
T2. 2019	6.2
2018	6.2

AVERAGE YARDS TOTAL OFFENSE PER GAME

Year	Avg.
1. 2017	494.8
6. 2015	438.5
7. 2019	432.2

FIRST DOWNS

Year	No.
1. 2017	322
6. 2015	290
7. 2013	275
8. 2010	262
9. 2019	256

FIRST DOWNS PASSING

Year	No.
1. 2017	190
2. 2011	169
3. 2018	157
4. 2019	146

PASS COMPLETIONS

Year	No.
1. 2011	326
2. 2017	317
3. 2018	303
4. 2012	279
5. 2014	276
6. 2019	271

PASSING TOUCHDOWNS

Year	No.
1. 2017	38
2. 2019	33

PASSING YARDS

Year	Yds.
1. 2017	4,106
2. 2011	3,817
3. 2018	3,675
4. 2019	3,664

PASSING YARDS AVERAGE

Year	Avg.
1. 2017	342.2
2. 2019	305.3
3. 2011	293.6

COMPLETION PERCENTAGE

Year	Pct.
1. 2013	69.3
2. 2012	66.7
3. 2011	65.2
4. 2019	65.0

MOST POINTS

Year	Pts.
1. 2015	520
T4. 2017	454
2012	454
6. 1986	452
7. 2011	422
8. 2019	404

MOST TOUCHDOWNS

Year	No.
1. 2015	69
5. 1951	57
T6. 2019	50
2018	50
1975	50

played during the regular season was 1976, when it knocked off Southern Illinois 41-10.

WATCH ME, WATCH ME: A-State had **13 players on at least one major watch list for the 2019 season**, including seven who play on the offensive side of the ball (**Omar Bayless, Logan Bonner, Dahu Green, Javonis Isaac, Kirk Merritt, Marcel Murray, Jacob Still**), four on the defensive (**William Bradley-King, Tajhea Chambers, Darreon Jackson, Jerry Jacobs**) and two on special teams (**Cody Grace, Blake Grupe**). The Red Wolves have at least one player on 12 different watch lists.

NINE STRAIGHT: Arkansas State has **secured a winning record in a school-record nine consecutive seasons (2011-19)**. The next longest streak was six straight seasons from 1912-17. The Red Wolves have **piled up 74 victories from 2011-19 for its most over a nine-year span in the program's 105-year history**.

ELITE COMPANY: Arkansas State is **one of just four teams in the nation to win at least five con-**

ference titles and appear in nine bowl games since 2011, joining Alabama, Clemson and Oklahoma. The Red Wolves won the Sun Belt title in 2011, 2012, 2013, 2015 and 2016 and hold the 14th longest active streak in the nation for bowl game appearances with nine.

105TH SEASON: Arkansas State **kicked off its 105th season of football Aug. 31** at home against SMU. A-State holds a 480-492-37 record since the inaugural season and has played in 17 bowl games, including the 2019 Camellia Bowl. A-State did not field a team from 1942-44 due to World War II. Arkansas State also didn't have a team in 1918 as World War I was ending.

SUN BELT CHAMPS (5 of 9): While Arkansas State last won the Sun Belt in 2016, it is still the **only Group of 5 program and one of just four FBS programs in the nation to win five or more conference championships over the last nine years (2011-19)**. The only other teams to do so are Alabama (SEC), Clemson (ACC) and Oklahoma (Big 12). The Red Wolves most recently won

back-to-back Sun Belt titles in 2015 and 2016, compiling a 15-1 league record over that span. A-State also won the league title 2011-13, making it **one of just two programs in league history with at least five SBC titles**.

OFFENSIVE NOTES

300-PLUS: Dating back to the 2010 season, Arkansas State has **posted at least 300 yards total offense in 115 of its last 127 games (.906 percentage)**. A-State has produced 300 yards in 70 of 76 games during the **Blake Anderson** era.

300+ YARDS OFFENSE ANDERSON ERA

2014 season	13 of 13 games
2015 season	11 of 13 games
2016 season	10 of 13 games
2017 season	12 of 12 games
2018 season	13 of 13 games
2019 season	11 of 12 games
TOTALS	70 of 76 games

400-PLUS: Arkansas State has hit the 400-yard total offense mark 52 times over its last 76 games (68 percent) since 2014, which was **Blake Anderson's** first season as head coach. The Red Wolves have **posted 400 or more yards total offense in 16 of their last 19 games**.

400+ YARDS OFFENSE ANDERSON ERA

2014 season	9 of 13 games
2015 season	9 of 13 games
2016 season	5 of 13 games
2017 season	10 of 12 games
2018 season	10 of 13 games
2019 season	9 of 12 games
TOTALS	52 of 76 games

LIGHTING UP THE SCOREBOARD: The Red Wolves have posted at least 30 points in 70 of their last 106 regular-season games (66 percent) dating back to the 2011 season. The Red Wolves have **won 54 of their last 63 games when scoring at least 30 points**.

BIG NUMBERS: Senior WR **Omar Bayless** picked up this season where he left off last year, recording over 100 receiving yards in eight of the last 13 games dating back to 2018. **Including the Arizona Bowl and 12 regular-season games this year, he has posted 91 receptions (7.0 rpg) for 1,602 yards (123.2 ypg) and 16 touchdowns**. His four touchdown receptions versus SMU tied the school and Centennial Bank Stadium records, while his career-high 213 receiving yards against Troy were the third most in A-State history. Bayless is **currently ranked second the nation in receiving yards (1,473), 100-yard receiving games (7) and receiving touchdowns (16)**, while also ranking 12th in receptions (7.0 pg).

BILETNIKOFF SEMIFINALIST: Senior WR **Omar Bayless** was named on Nov. 18 as **one of just 12 semifinalists for the Biletnikoff Award**, issued annually to the outstanding FBS receiver regardless of position. He is the first A-State

2019 ARKANSAS STATE FOOTBALL NOTES: Camellia Bowl

player to be tabbed a semifinalist, although the Red Wolves' J.D. McKissic and Dwayne Framp-ton were on the watch list in 2013 and 2011, respectively.

SUN BELT OFFENSIVE PLAYER OF THE WEEK:

Senior wideout **Omar Bayless** was named the Sun Belt Conference Offensive Player of the Week for his performance in A-State's 50-43 victory at Troy. He became the **fourth player in Arkansas State history to record over 200 receiving yards in a game** by posting 10 receptions for a career-high 213 yards and a touchdown. He finished with the **third most receiving yards in school history and the 13th most in the nation this season, while also tying the fifth most ever by a Sun Belt Conference player.** A-State's first offensive play of the game saw Bayless come up with a 92-yard touchdown catch, which was the **second longest reception in school history,**

eighth longest in the nation this season and tied the fourth longest every by a Sun Belt player.

2,000-YARD CLUB: Senior WR **Omar Bayless** has joined an exclusive group of just **five all-time A-State players to record 2,000 receiving yards in a career.** He went over the 2,000-yard mark during the UL game and now has 2,595 for his career. Bayless joined J.D. McKissic (2012-15), Lennie Johnson (1995-98), Robert Kilow (1998-2000) and Taylor Stockemer (2009-12) as Arkansas State players with 2,000 yards. He has a school-record seven 100-yard receiving games this season and eight total for his career.

KEEPING GOOD COMPANY: Even with one game still left to play, **Omar Bayless** is already **one of just 19 players this century to combine for at least 84 receptions, 16 receiving touchdowns and 1,473 yards in a single season.**

GOOD HANDS: Junior wide receiver **Brandon Bowling** has 26 catches this season, which is already **more than he had for his first two seasons combined (15).** He also has 223 receiving yards, **115 more than his career total (108) entering this year.** He posted career-best numbers for both receptions (12) and receiving yards (92) against SMU, and those 12 catches tied the fourth most in school history.

PRODUCTION INCREASE: Ranked sixth in the Sun Belt Conference in receptions per game, junior wideout Jonathan Adams has **already posted a career-best 58 catches this year -- 41 more than his previous best for a season (2018).** Including a career-high 158 receiving yards against Georgia Southern, he now has 788 receiving yards through 12 games, which is the fourth most (65.7 ypg) in the Sun Belt. Adams posted a then-career-best 267 yards for all of last season.

DELIVERING IN HIS DEBUT: Earning his first career start against SMU, junior QB **Logan Bonner** threw for a career-high four touchdowns, while he also set new career-best marks for completions (32), passing yards (324) and total offense (340). His 32 completions and four touchdown passes both tied the seventh most in A-State history for a single game. **Athlon Sports ranked Bonner's performance as the 21st best in the nation among quarterbacks who made their first career start in the season's opening week.**

ANOTHER IMPRESSIVE DEBUT: Much like junior quarterback Logan Bonner, redshirt freshman **Layne Hatcher** put up monster numbers in his starting debut this season with 25 completions for 440 yards and four touchdowns against Troy. His performance led to him being **named one of eight Manning Award Stars of the Week.** Hatcher's **440 passing yards were the second most in school history, while his four touchdown throws tied the seventh most ever by an A-State player.**

THROUGH THE AIR: Averaging 283.7 passing yards per game this season to rank second in the Sun Belt, redshirt freshman quarterback **Layne Hatcher** has **thrown for at least 297 yards in seven of his first eight career starts while also completing at least two touchdown passes in all eight of those games.**

FABULOUS FRESHMAN: Redshirt freshman Layne Hatcher was not only named the Sun Belt Conference Freshman of the Year, he has put up numbers this year that rank among the top freshmen quarterbacks in the country. Among freshmen only, he **holds the nation's top passer efficiency rating (173.5), while also ranking second in passing yards per game (283.7) and third in total offense per game (284.7).** He has quarterbacked A-State to a 5-3 record as a starter.

RECORDS & MILESTONES WATCH BY THE NUMBERS . . .

A-STATE NEEDS . . .

- 5 passing touchdowns to tie the single-season school record (38).**
- 19 points for the seventh highest single-season total in A-State history (423).**
- 29 pass completions to hit 300 in a season for the fourth time in school history.**
- 116 yards total offense for the seventh highest single-season total in school history (5,302).**
- 443 passing yards to break the single-season school record (4,107).**
- 515 yards total offense for the sixth highest single-season total in school history (5,701).**

JONATHAN ADAMS NEEDS . . .

- 12 receiving yards to become the ninth player in school history to record 800 in a season.**

OMAR BAYLESS NEEDS . . .

- 1 touchdown to tie the third most in A-State history for a single season (17).**
- 4 receiving touchdowns to tie the most in Sun Belt history for a career (29).**
- 4 points to become the seventh player in school history to post 100 in a year.**
- 6 receptions to become the third A-State player to ever post 90 in a season.**
- 11 receptions for the second most in A-State history for a single season (95).**
- 27 receiving yards to become the first Sun Belt player to ever record 1,500 in a season.**
- 232 receiving yards to become A-State's all-time career leader (2,827).**

WILLIAM BRADLEY-KING NEEDS . . .

- 1.0 sack to tie the 10th most in school history for a career (16.5).**
- 1.5 sacks to tie the ninth most in A-State history for a single season.**

BJ EDMONDS NEEDS . . .

- 23 punt return yards to become the fifth player in school history to record 250 in a season.**

BLAKE GRUPE NEEDS . . .

- 2 field goals made for the sixth most in a career by an A-State player (33).**
- 2 points by kicking for the fifth most in school history for a career (179).**
- 4 field goals made to tie the school record for a single season (21).**
- 5 extra points to break the school record for a single season (54).**
- 5 points by kicking to break the school record for a single season (105).**
- 11 points for the second most in school history for a single season (111).**

LAYNE HATCHER NEEDS . . .

- 2 touchdown passes for third most in school history for a single season (25).**
- 5 touchdown passes for the second most ever by an A-State player in a season (28).**
- 230 yards total offense for the 10th most in school history for a single season (2,783).**
- 387 passing yards for the sixth most in A-State history for a single season (2,940).**
- 447 passing yards to become the fourth player in school history to post 3,000 in a season.**

KIRK MERRITT NEEDS . . .

- 1 touchdown reception to tie the second most in Sun Belt history for a single season (12).**
- 2 touchdown receptions to become the second player in school history to record 20 in a career.**
- 3 receptions to become the 7th player in school history to post at least 150 in a career.**
- 12 receptions for the fourth most in A-State history for a single season (159).**
- 37 receiving yards to become the ninth player in school history to post 800 in a season.**
- 49 receiving yards for the seventh most in school history for a career (1,817).**

2019 ARKANSAS STATE FOOTBALL NOTES: Camellia Bowl

THREE AMIGOS: The combination of wideouts **Jonathan Adams, Omar Bayless** and **Kirk Merritt** has been one of the most dynamic not only in school history, but also in the nation this season. The three have combined to:

- ▶ **post more receiving touchdowns (31) than 113 teams have passing touchdowns**
- ▶ **record more receiving yards (3,024) than 78 teams have passing yards**
- ▶ **catch more passes (206) than 40 teams have completions**

DEFENSIVE NOTES

A LOSS ON THE PLAY: Dating back to the 2015 season, the Red Wolves have **posted at least five stops behind the line of scrimmage in 48 of their last 54 games**. A-State has ranked among the top 30 teams in the nation three of the last four seasons (2016-19) in tackles for loss.

A-STATE TFL NATIONAL RANKINGS

Year	Avg.	Rank
2015.....	6.4.....	38th
2016.....	9.6.....	1st
2017.....	8.3.....	6th
2018.....	7.7.....	13th
2019.....	6.2.....	54th

GETTING TO THE QUARTERBACK: A-State has ranked among the top 27 teams in the nation in sacks four of the last six years (2014-19), **posting a combined 202 sacks over that span**. The Red Wolves have **recorded at least one sack in 47 of their last 49 games** dating back to the 2016 season.

A-STATE SACKS NATIONAL RANKINGS

Year	Avg.	Rank
2014.....	2.9.....	17th
2015.....	2.4.....	41st
2016.....	3.3.....	6th
2017.....	2.9.....	19th
2018.....	2.7.....	27th
2019.....	2.1.....	69th

PICK IT OFF: Arkansas State posted at least one interception in eight of the 12 regular-season games this year, continuing to be an opportunistic defense over the last six seasons (2014-19) when the ball has been put in the air. During that time span, A-State has **intercepted 89 passes that rank as the ninth most in the nation**. Since 2014, San Diego State ranks No. 1 with 102 interceptions.

A-STATE INT. NATIONAL RANKINGS

Year	Total	Rank
2014.....	16.....	15th
2015.....	26.....	1st
2016.....	11.....	58th
2017.....	14.....	29th
2018.....	12.....	40th
2019.....	10.....	55th

FORCING TURNOVERS: Arkansas State has **recorded at least one turnover gained in 62 of its last 76 games dating back to the 2014 season**. The Red Wolves have ranked among the top 30

teams in the nation in turnovers gained three of the last six years (2014-19), and **their combined 145 forced turnovers over that span are tied for the ninth most in the nation**.

A-STATE TURNOVERS GAINED NATIONAL RANK

Year	No.	Rank
2014.....	28.....	21st
2015.....	34.....	2nd
2016.....	22.....	46th
2017.....	24.....	29th
2018.....	20.....	56th
2019.....	17.....	61st

DEFENSE IS THE BEST OFFENSE: Arkansas State has ranked among the top 21 teams in the nation in defensive touchdowns each of the last six seasons (2014-19). In fact, the 2015 season saw the Red Wolves record an FBS-high eight touchdowns. The Red Wolves **have 25 total defensive touchdowns over the last six seasons**.

A-STATE DEF TDs NATIONAL RANKINGS

Year	No.	Rank
2014.....	4.....	14th
2015.....	8.....	1st
2016.....	4.....	8th
2017.....	3.....	21st
2018.....	3.....	16th
2019.....	3.....	11th

HENDRICKS WATCH LIST: Junior **William Bradley-King** was added on Nov. 18 to the Ted Hendricks Award's updated Watch List, which honors the top defensive end in college football. He is the fourth all-time A-State player to earn the recognition along with Ja'Von Rolland-Jones (2016, 2017), Chris Odom (2016) and Alex Carington (2009). Nationally, Bradley-King ranks 20th in forced fumbles, 27th in fumble recoveries and 30th in sacks. He also leads the Sun Belt in forced fumbles, while also ranking second in sacks, tied for third in fumbles recovered and fourth in tackles for loss.

TACKLING MACHINE: Senior defensive back **Darreon Jackson** posted a career-high 17 tackles against ULM, which were **the most by an A-State player since Nathan Herrold posted 17 against South Alabama in 2012**. He followed that up with 16 stops against Coastal Carolina and 11 versus Georgia Southern. He has now recorded at least 11 tackles in four of the last six games. Jackson has **eight career games with at least 10 tackles**. He is ranked third in the Sun Belt in tackles per game with a 9.7 average. Additionally, he is the **first Arkansas State player to record over 100 tackles (107) in a season since Qushaun Lee posted 110 in 2014**.

FINISHING STRONG: Since coming back from an injury, senior defensive lineman **Kevin Thurmon's** production has continued to go up late in the season. In fact, he has **recorded over half (30) of his 53 tackles, 5.0 of his 7.5 tackles for loss and 3.0 of his 4.5 sacks over the last four games**. He posted a career-high 11 tackles against Coastal Carolina, while also posting

career-best numbers for both tackles for loss (3.0) and sacks (2.0) versus Georgia Southern. His late-season push has him ranked 13th in the Sun Belt in sacks.

SPECIAL TEAMS

GROZA AWARD SEMIFINALIST: Sophomore kicker **Blake Grupe** was named on Nov. 7 as **one of 20 semifinalists for the Lou Groza Award**. He is the fourth all-time A-State player ever named a semifinalist, joining Brian Davis (2012 & 2013), Josh Arauco (2008) and Jeff Caldwell (1994). Also a **2019 Burlsworth Trophy nominee**, Grupe **ranks 17th in the nation in field goal percentage (.850), 27th in field goals made per game (1.42 avg.) and 29th in scoring (8.3 ppg)**. Grupe's streak of 11 consecutive field goals made, the third longest in school history, came to an end during the Georgia Southern game.

GRUPE EARNS PAIR WEEKLY SBC HONOR: Sophomore **Blake Grupe** was named the **Sun Belt Conference Special Teams Player of the Week** following both the ULM and South Alabama games. He scored 12 points in both outings while posting two field goals made versus the Warhawks and a career-tying three against the Jaguars.

ON THE RETURN: Moving into a punt return role for the first time of his career, senior **BJ Edmonds** has recorded **21 returns for 227 yards and a 10.8 average**. His long return has covered 34 yards against Texas State, and he posted a career-best 47 yards at UNLV on three attempts. He is **ranked first in the Sun Belt Conference and 13th in the nation for punt return average**.

AMAZING GRACE: Senior punter **Cody Grace** has posted just six touchbacks in 176 punting attempts during his three-year career at A-State, while his punts have also been returned just 25 times (14 percent). He helped **A-State set a new NCAA record for punt return defense in 2018**. He has posted at least one punt inside the opponent's 20-yard line in 32 of 36 career games and multiple in all but 10. He was a Ray Guy Award semifinalist (top 10) each of the last two years (2017 & 2018).

SUN BELT SPECIAL TEAMS PLAYER OF THE WEEK: Senior punter **Cody Grace** was named the **Sun Belt Special Teams Player of the Week** in back-to-back weeks following the Red Wolves' games against Troy and Georgi State. He was also named the Ray Guy Award Punter of the Week following the Georgia State contest.

TAKE IT TO THE HOUSE: Senior wide receiver **Kirk Merritt** posted a 94-yard kickoff return for a touchdown against Georgia Southern, giving the Red Wolves their first return for a score since Blaise Taylor found the end zone on a 98-yard return in the 2015 New Orleans Bowl. Merritt has **posted over 100 kickoff return yards**

2019 ARKANSAS STATE FOOTBALL NOTES: A-State Numerical Roster

No.	Name	Pos.	Ht.	Wt.	Cl.	Exp	Hometown (previous school)
1	Jerry Jacobs	CB	5-11	204	Jr.	1L	Atlanta, Ga. (Hutchinson (Kan.) CC)
1	Samy Johnson	RB	5-10	175	Fr.	HS	Little Rock, Ark. (Catholic)
2	Coltin Clack	QB	6-3	215	Fr.	HS	Texarkana, Texas (Texas HS)
2	Kailon Davis	DE	6-4	240	Jr.	TR	New Orleans, La. (Independence (Kan.) CC)
3	B.J. Edmonds	S	6-0	204	Sr.	3L	Mobile, Ala. (St. Paul's Episcopal School)
3	Layne Hatcher	QB	6-0	196	Fr-R	TR	Little Rock, Ark. (Alabama)
4	Dahu Green	WR	6-5	197	Jr-R	1L	Oklahoma City, Okla. (Oklahoma)
5	David Clayton	WR	6-0	184	Fr.	HS	Grapevine, Texas (Grapevine)
5	Amir Howard	S	5-10	190	Jr.	TR	Citra, Fla. (Fort Scott (Kan.) CC)
6	Eugene Minter	WR	6-5	220	Jr.	TR	Birmingham, Ala. (Dodge City (Kan.) CC)
6	Jarius Reimonenq	CB	5-11	180	Fr.	HS	Hattiesburg, Miss. (Oak Grove)
7	Omar Bayless	WR	6-3	207	Sr-R	3L	Laurel, Miss. (Laurel)
7	William Bradley-King	DE	6-4	248	Jr-R	2L	Kansas City, Mo. (Hogan Prep)
8	Bubba Ogbebor	WR	6-0	198	Jr-R	1L	Frisco, Texas (Boise State)
9	Jonathan Adams, Jr.	WR	6-3	209	Jr.	2L	Jonesboro, Ark. (Jonesboro)
10	Elery Alexander	S	6-0	190	Jr.	TR	Van Vleck, Texas (Kilgore (Texas) College)
10	Carson Coats	QB	6-1	214	Sr-R	2L	Jonesboro, Ark. (Jonesboro)
11	Jaden Harris	DB	6-2	201	Fr-R	RS	Monroe, La. (Ouachita Parish)
11	Donovan Marshall	RB	5-11	188	Fr-R	RS	St. Louis, Mo. (Luthern North)
12	Logan Bonner	QB	6-1	215	Jr-R	2L	Rowlett, Texas (Rowlett)
13	Kirk Merritt	WR	6-0	215	Sr.	1L	Destrehan, La. (East Mississippi CC)
13	Vershaud Richardson	DE	6-4	235	Fr.	HS	Paris, Texas (Paris)
14	KaRon Coleman	QB	6-0	178	Fr.	HS	Eutaw, Ala. (Greene County)
14	Antonio Fletcher	S	6-0	187	So.	1L	Lithonia, Ga. (Martin Luther King)
15	Seth Hayes	WR	6-4	195	Fr.	HS	Magnolia, Texas (Magnolia West)
15	Kevin Thurmon	DL	6-3	298	Sr-R	1L	Chicago, Ill. (Ball State)
16	Will Jarrett	QB	6-1	170	Fr.	HS	Centerton, Ark. (Bentonville West)
17	Darveon Brown	WR	5-11	185	Sr-R	3L	Warren, Ark. (Warren)
17	Sosaia Tuitavake	DE	6-2	265	Jr.	TR	East Palo Alto, Calif. (College of San Mateo (Calif.))
18	Ryan Graham	RB	5-11	200	Jr.	TR	Lincoln, Calif. (Sierra (Calif.) College)
19	Bryan Terry	CB	6-0	180	So-R	RS	Atlanta, Ga. (Cal State-Fullerton)
19	Peyton Wright	QB	6-3	205	Fr.	HS	Searcy, Ark. (Searcy)
20	Detravion Green	S	6-0	183	Fr-R	RS	Ashdown, Ark. (Ashdown)
21	Jamari Gamble	S	6-0	205	So-R	1L	DeWitt, Ark. (DeWitt)
21	Jamal Jones	RB	5-9	193	Sr-R	3L	Memphis, Tenn. (Trezevant)
22	Caleb Bonner	LB	6-1	213	Jr.	2L	Reform, Ala. (Pickens County)
23	Isaiah Azubuike	RB	5-11	200	Fr.	HS	St. Louis, Mo. (Lutheran North)
23	Dane Motley	LB	6-0	193	Fr.	HS	Alpharetta, Ga. (Alpharetta)
24	Jeremy Smith	CB	5-11	174	Sr.	3L	Atlanta, Texas (Atlanta)
25	Jevon Jones	CB	6-0	160	Fr-R	RS	Allen, Texas (Allen)
25	Blake Grupe	K	5-8	150	So-R	1L	Sedalia, Mo. (Smith-Cotton)
26	Trent Ellis-Brewer	LB	6-2	222	Sr.	3L	Daphne, Ala. (Daphne)
28	DJ Chatman	RB	6-1	230	Jr-R	TR	Houston, Texas (Independence (Kan.) CC)
29	Colby Sigears	CB	5-8	168	Jr-R	1L	Fayetteville, Ark. (Arkansas Tech)
30	Derrick Bean	LB	6-2	226	So.	1L	Pinson, Ala. (Clay-Chalkville)
31	Anthony Switzer	S	6-0	190	Fr.	HS	Marion, Ark. (Marion)
32	Tajhea Chambers	LB	6-2	240	Jr-R	2L	Gordon, Ga. (Tift County)
33	Cooper Lucas	RB	5-10	225	Fr-R	RS	Lamar, Mo. (Lamar)
33	Aaron Sears	K	5-9	155	Fr-R	RS	Murfreesboro, Tenn. (Oakland)
34	Darreon Jackson	S	6-0	205	Sr-R	2L	Derby, Kan. (Coffeyville (Kan.) CC)
34	Marcel Murray	RB	5-11	197	So.	1L	Hiram, Ga. (Hiram)
35	Aaron Carter	S	5-11	195	Jr-R	SQ	Manila, Ark. (Missouri Baptist)
36	Noel Iwuchukwu	DE	6-2	235	Jr-R	RS	Los Angeles, Calif. (Coll. of the Canyons (Calif.))

2019 ARKANSAS STATE FOOTBALL NOTES: A-State Numerical Roster

No.	Name	Pos.	Ht.	Wt.	Cl.	Exp	Hometown (previous school)
37	Logan Wescott	S	6-0	200	Sr.-R	1L	Harrington, Del. (Delaware State)
38	Kentavious Robinson	CB	5-10	185	Fr.	HS	Luxora, Ark. (Rivercrest)
40	Zion Hawkins	S	5-11	188	Fr.	HS	Dallas, Ga. (North Paulding)
41	Cody Grace	P	6-2	228	Sr.-R	2L	Perth, Western Australia (Warwick Senior)
41	Brandon Williams	CB	5-11	177	So.-R	SQ	Chicago, Ill. (St. Rita)
43	Charles Derosier	DS	6-0	210	Fr.-R	RS	Long Beach, Calif. (Robert A. Millikan)
44	Thomas Toki	DL	6-1	290	So.-R	RS	Mountain View, Calif. (Coll. of San Mateo (Calif.))
45	TW Ayers	TE	6-2	250	Fr.-R	RS	Lamar, Mo. (Lamar)
46	Seth Cottengim	DS	6-0	207	Jr.-R	2L	Fairport, NY (Wyoming)
47	Jaelyn Jones	S	6-1	223	Jr.-R	SQ	Bryant, Ark. (Bryant)
47	Tristan Mattson	K	6-2	170	Fr.	HS	Clarkston, Mich. (Clarkston)
51	Kirk Louis	LB	6-2	231	Sr.-R	3L	Baton Rouge, La. (McKinley)
54	Christian Hoz	OL	6-5	316	Fr.-R	RS	Covington, La. (Archbishop Hannan)
55	Aaron Donkor	DE	6-2	240	Sr.	TR	Aachen, Germany (New Mexico Military Institute)
55	Troy Elliott	OL	6-5	271	Jr.-R	2L	Flower Mound, Texas (Marcus)
58	DeQuan Ball	DE	6-2	225	Fr.	HS	Birmingham, Ala. (Pinson Valley)
60	Wyatt Luebke	OL	6-5	264	So.-R	1L	DeWitt, Ark. (DeWitt)
61	Jennings Stanley	OL	6-3	325	So.-R	1L	Jonesboro, Ark. (Jonesboro)
63	Cain Lusk	OL	6-5	265	Fr.	HS	Hector, Ark. (Hector)
64	Jacob Still	OL	6-1	296	Jr.-R	2L	Collierville, Tenn. (St. George's)
67	Ethan Miner	OL	6-3	285	Fr.	HS	West Hartford, Conn. (Kingswood-Oxford)
68	John Fox	OL	6-4	310	Fr.-R	RS	Junction City, Ark. (Junction City)
69	Khaliff Davis	OL	6-7	335	So.	TR	Memphis, Tenn. (Kaskaskia (Ill.) College)
70	Ivory Scott	OL	6-4	315	Jr.	TR	Kenner, La. (Pearl River (Miss.) CC)
71	Klint Harvey	OL	6-6	326	Sr.-R	2L	Corning, Ark. (Arkansas)
72	Nour-Eddine Seidnaly	OL	6-5	324	Sr.-R	1L	Silver Spring, Md. (ASA (N.Y.) College)
73	Ernesto Ramirez	OL	6-3	295	So.	TR	La Puente, Calif. (Cerritos (Calif.) College)
74	Andre Harris Jr.	OL	6-5	332	So.-R	1L	Oklahoma City, Okla. (Putnam City North)
75	Carson Williams	OL	6-4	290	Fr.	HS	Forest, Miss. (Scott Central)
77	Jacob Atnip	OL	6-5	309	Jr.-R	2L	Sheridan, Ark. (Sheridan)
78	Justin Dutton	OL	6-4	331	So.-R	1L	Guthrie, Okla. (Guthrie)
79	Jarrett Horst	OL	6-6	305	So.	TR	Middleton, Wis. (Ellsworth (Iowa) CC)
80	Ross Painter	TE	6-4	237	Jr.-R	RS	Hernando, Miss. (Northeast Miss. CC)
81	Javonis Isaac	TE	6-2	248	Jr.-R	2L	Lafayette, La. (Acadiana)
82	Brandon Bowling	WR	5-9	176	Jr.-R	2L	McKinney, Texas (Boyd)
84	Kelly Smith	WR	6-0	178	Fr.	HS	Hernando, Miss. (Hernando)
86	Leroy Deshazor	WR	6-2	195	Jr.	TR	Lakeland, Fla. (College of the Canyons (Calif.))
87	Reed Tyler	TE	6-3	245	So.	1L	Brandon, Miss. (Brandon)
88	Jeff Foreman	WR	6-2	175	Fr.	HS	Oklahoma City, Okla. (Del City)
90	Tukua Ahoia	DL	6-0	331	Jr.	1L	San Mateo, Calif. (Coll. of San Mateo (Calif.))
92	Forrest Merrill	DL	6-1	338	Jr.	1L	Willard, Mo. (Northeastern Okla. A&M)
94	Hunter Moreton	DL	6-1	291	So.-R	1L	Fort Smith, Ark. (Southside)
95	Javier Carbonell	DL	6-2	314	Sr.-R	3L	Bentonville, Ark. (Bentonville)
96	Khamall Davis	DL	6-5	200	Fr.	HS	Memphis, Tenn. (Houston)
97	Terry Hampton	DL	6-0	293	So.	1L	El Dorado, Ark. (El Dorado)
98	Jeffmario Brown	DE	6-3	229	Jr.	1L	Myrtle Beach, S.C. (Hutchinson (Kan.) CC)
99	Tony Adams	DL	6-0	333	Sr.-R	1L	Fannin, Miss. (Jones County (Miss.) JC)
99	Damon Foncham	P	5-8	186	Sr.-R	3L	Plano, Texas (Plano West)
	Josh Edwards	RB	5-10	207	Fr.	HS	Atlanta, Ga. (Milton)
	Zechariah Ellis	DE	6-4	250	Fr.	HS	Bella Vista, Ark. (Bentonville)
	Joshua Grant	ATH	6-0	180	Fr.	HS	Alpharetta, Ga. (Alpharetta)
	Jackson Jarvis	WR	5-9	180	Fr.	HS	Columbia, Mo. (Rockbridge)

2019 ARKANSAS STATE FOOTBALL NOTES: A-State Depth Chart

OFFENSE

WR	7	Omar Bayless (6-3, 207, Sr.-R, 3L)		8	Bubba Ogbebor (6-0, 198, Jr.-R, 1L)			
WR	13	Kirk Merritt (6-0, 215, Sr., 1L)		82	Brandon Bowling (5-9, 176, Jr.-R, 2L)			
WR	9	Jonathan Adams (6-3, 209, Jr., 2L)		4	Dahu Green (6-5, 197, Jr.-R, 1L)			
LT	79	Jarrett Horst (6-6, 305, So., TR)		55	Troy Elliott (6-7, 271, Jr.-R, 2L)			
LG	74	Andre Harris (6-5, 332, So.-R, 1L)		78	Justin Dutton (6-4, 331, So.-R, 1L)			
C	64	Jacob Still (6-1, 296, Jr.-R, 2L)		78	Justin Dutton (6-4, 331, So.-R, 1L)		67	Ethan Miner (6-3, 285, Fr., HS)
RG	70	Ivory Scott (6-4, 315, Jr., TR)		71	Klint Harvey (6-6, 326, Sr.-R, 2L)			
RT	73	Ernesto Ramirez (6-3, 295, So., TR)		60	Wyatt Luebke (6-5, 264, So.-R, 1L)			
TE	81	Javonis Isaac (6-2, 248, Jr.-R, 2L)		87	Reed Tyler (6-3, 245, So., 1L)		45	TW Ayers (6-2, 250, Fr.-R, RS)
QB	3	Layne Hatcher (6-0, 196, Fr.-R, TR)		10	Carson Coats (6-1, 214, Sr.-R, 2L)			
RB	34	Marcel Murray (5-11, 197, So., 1L)		21	Jamal Jones (5-9, 193, Sr.-R, 3L)		28	DJ Chatman (6-1, 230, Jr.-R, TR)

DEFENSE

DE	7	William Bradley-King (6-4, 248, Jr.-R, 2L)		36	Noel Iwuchukwu (6-2, 235, Jr.-R, RS)			
NT	90	Tukua Ahoia (6-0, 331, Jr., 1L)		95	Javier Carbonell (6-2, 314, Sr.-R, 3L)			
DT	15	Kevin Thurmon (6-3, 298, Sr.-R, 1L)		97	Terry Hampton (6-0, 293, So., 1L)		17	Sosaia Tuitavake (6-2, 265, Jr., TR)
DE/LB	98	Jeffmario Brown (6-3, 229, Jr., 1L)		2	Kailon Davis (6-4, 240, Jr., TR)		55	Aaron Donkor (6-2, 240, Sr., TR)
LB	22	Caleb Bonner (6-1, 213, Jr., 2L)		30	Derrick Bean (6-2, 226, So., 1L)			
LB	32	Tajhea Chambers (6-2, 240, Jr.-R, 2L)		51	Kirk Louis (6-2, 231, Sr.-R, 3L)			
NB	34	Darreon Jackson (6-0, 205, Sr.-R, 2L)		37	Logan Wescott (6-0, 200, Sr.-R, 1L)			
CB	6	Jarius Reimonenq (5-11, 180, Fr., HS)		29	Colby Sigears (5-8, 168, Jr.-R, 1L)			
CB	24	Jeremy Smith (5-11, 174, Sr., 3L)		20	Detravion Green (6-0, 183, Fr.-R, RS)			
FS	14	Antonio Fletcher (6-0, 187, So., 1L)		31	Anthony Switzer (6-0, 190, Fr., HS)		10	Elery Alexander (6-0, 190, Jr., TR)
SS	3	B.J. Edmonds (6-0, 204, Sr., 3L)		5	Amir Howard (5-10, 190, Jr., TR)			

SPECIAL TEAMS

K	25	Blake Grupe (5-8, 150, So.-R, 1L)		47	Tristan Mattson (6-2, 170, Fr., HS)			
HO	41	Cody Grace (6-2, 228, Sr.-R, 2L)		99	Damon Foncham (5-8, 186, Sr.-R, 3L)			
KO	99	Damon Foncham (5-8, 186, Sr.-R, 3L)	OR	47	Tristan Mattson (6-2, 170, Fr., HS)			
P	41	Cody Grace (6-2, 228, Sr.-R, 2L)		99	Damon Foncham (5-8, 186, Sr.-R, 3L)			
DS	46	Seth Cottengim (6-0, 207, Jr.-R, 2L)		43	Charles Derosier (6-0, 210, Fr.-R, RS)			
KR	13	Kirk Merritt (6-0, 215, Sr., 1L)	&	88	Jeff Foreman (6-2, 175, Fr., HS)	OR	82	Brandon Bowling (5-9, 176, Jr.-R, 2L)
PR	3	B.J. Edmonds (6-0, 204, Sr., 3L)		13	Kirk Merritt (6-0, 215, Sr., 1L)	OR	82	Brandon Bowling (5-9, 176, Jr.-R, 2L)

PRONUNCIATION GUIDE

Tukua Ahoia.....Tuh-koo-uh Uh-hoy-A	Aaron Donkor.....Don-core	Darreon Jackson.....Dare-E-on
Isaiah Azubuiké.....Oz-oooh-boo-key	Damon Foncham.....Fahn-chuhm	Wyatt Luebke.....Luhb-key
Darveon Brown.....Dar-vee-on	Dahu Green.....Dah-who	Bubba Ogbebor.....Ahg-bih-bore
Tajhea Chambers.....Tah-Jay	Blake Grupe.....Group-E	Jarius Reimonenq.....Rohm-in-ihque
Seth Cottengim.....Cotten-gihm	Christian Hoz.....Hahz	Nour-Eddine Seidnaly.....Nour-deen Said-nally
Khamall Davis.....Kuh-mall	Javonis Isaac.....Juh-vonis	Zac Tuinei.....Too-in-A
Leroy Deshazor.....Dih-shaze-uhr	Noel Iwuchukwu.....E-wuh-chook-woo	Pili Tuitavake.....Pilly Too-ih-tah-vaik-E

2019 ARKANSAS STATE FOOTBALL NOTES: Career Highs (Offense)

#3 COLTIN CLACK, QB, FR.

Rushes 1 at ULM (11-2-19)
Rushing Yards 0 at ULM (11-2-19)

#3 LAYNE HATCHER, QB, FR.

Rushes 12 vs Texas State (10-26-19)
Rushing Yards 21 vs Texas State (10-26-19)
Longest Rush 15 at ULM (11-2-19)
Rushing Touchdowns 1 at South Ala. (11-29-19)
Passing Attempts 38 at South Alabama, 11-29-19
Passing Completions 25 at Troy (9-28-19)
Passing Yards 440 at Troy (9-28-19)
Long Pass 92 at Troy (9-28-19)
Pass TDs 4, three times (last vs Ga. So., 11-23-19)
Total Offense 460 at Troy (9-28-19)

#4 DAHU GREEN, WR, JR.

Receptions 5 at ULM (11-2-19)
Receiving Yards 86 at ULM (11-2-19)
Longest Reception 35 at ULM (11-2-19)

#7 OMAR BAYLESS, WR, SR.

Receptions 10, twice (last at Troy, 9-28-19)
Receiving Yards 213 at Troy (9-28-19)
Longest Reception 92 at Troy (9-28-19)
Receiving TDs 4 vs SMU (8-31-19)

#8 BUBBA OGBEBOR, WR, JR.

Receptions 1, four times (last at Georgia, 9-14-19)
Receiving Yards 20 at Tulsa (9-15-18)
Longest Reception 20 at Tulsa (9-15-18)
Receiving Touchdowns 1 vs. SE Mo. St. (9-1-18)

#9 JONATHAN ADAMS JR., WR, JR.

Receptions 8 vs SMU (8-31-19)
Receiving Yards 158 vs Georgia Southern (11-23-19)
Long Reception 63 vs Georgia Southern (11-23-19)
Receiving TDs 2 vs Georgia Southern (11-23-19)
Kickoff Returns 5 at South Alabama (11-11-17)
Kickoff Return Yards 138 at South Ala. (11-11-17)
Longest Kickoff Return 55 at South Ala. (11-11-17)

#11 DONOVAN MARSHALL, RB, FR.-R

Rushes 2 at Coastal Carolina (11-10-18)
Rushing Yards 15 at Coastal Carolina (11-10-18)
Longest Rush 14 at Coastal Carolina (11-10-18)

#12 LOGAN BONNER, QB, JR.

Rushes 7 vs. Southern Illinois (9-21-19)
Rushing Yards 28 at Alabama (9-8-18)
Longest Rush 28 vs. Southern Illinois (9-21-19)
Rushing Touchdowns 1 at UNLV (9-7-19)
Passing Attempts 50 vs SMU (8-31-19)
Completions 32 vs SMU (8-31-19)
Passing Yards 324 vs SMU (8-31-19)
Longest Pass 89 vs. Southern Illinois (9-21-19)
Touchdown Passes 4, twice (last vs. SIU, 9-21-19)
TDs Responsible For ... 4, twice (last vs. SIU, 9-21-19)

#13 KIRK MERRITT, WR, SR.

Rushes 2 vs. ULM (11-17-18)
Rushing Yards 25 vs. ULM (11-17-18)
Longest Rush 23 vs. ULM (11-17-18)
Receptions 11, twice (last at CCU, 11-10-18)
Receiving Yards 180 at Coastal Carolina (11-10-18)
Receiving TDs 2, five times (last vs CCU, 11-16-19)
Longest Rec. 73 at Louisiana (10-27-18)
Kickoff Returns 5 vs Coastal Carolina (11-16-19)
KO Return Yds ... 123 vs Georgia Southern (11-23-19)
Longest Kickoff Ret. 94 vs Ga. Southern (11-23-19)

#17 DARVEON BROWN, WR, SR.

Rushes 1 vs. Louisiana-Monroe (10-29-16)
Rushing Yards 7 vs. Louisiana-Monroe (10-29-16)

#18 RYAN GRAHAM, RB, JR.

Rushes 12 at UNLV (9-7-19)
Rushing Yards 103 at UNLV (9-7-19)
Longest Rush 37 at UNLV (9-7-19)
Rushing Touchdowns .. 1, twice (last vs. SIU, 9-21-19)
Receptions 1 at Georgia (9-14-19)
Receiving Yards 13 at Georgia (9-14-19)

#21 JAMAL JONES, RB, SR.

Rushes 16 at South Alabama (11-29-19)
Rushing Yards 74 vs Georgia Southern (11-23-19)
Longest Rush 21 vs Texas State (10-26-19)
Rushing TDs 1, three times (last at ULM, 11-2-19)
Receptions 2 at Nebraska (9-2-17)
Receiving Yards 10 at Troy (9-28-19)
Longest Reception 10 at Troy (9-28-19)

#23 ISAIAH AZUBUKE, RB, FR.

Rushes 15 vs. Southern Illinois (9-21-19)
Rushing Yards 88 vs. Southern Illinois (9-21-19)
Longest Rush 36 at Georgia State (10-5-19)
Receptions 1 at Georgia (9-7-19)
Receiving Yards -4 at Georgia (9-7-19)
Kickoff Returns 1 at UNLV (9-7-19)
Kickoff Return Yards 18 at UNLV (9-7-19)

#25 BLAKE GRUPE, K, SO.

Field Goal Att 4 vs. Nevada (12-29-18)
FGs Made 3, three times (last at USA, 11-29-19)
Long Field Goal 47 vs Appalachian St. (10-9-18)
Extra Point Attempts .. 7 vs. Georgia State (10-18-18)
PAT Made 6, twice (last at Troy, 9-28-19)
Points Scored 13 at UNLV (9-7-19)

#28 DJ CHATMAN, RB, JR.

Rushes 7, twice (last at Troy, 9-28-19)
Rushing Yards 24, twice (last at Georgia, 9-14-19)
Longest Rush 17 vs. Southern Illinois (9-21-19)
Receptions 1 at Georgia State (10-5-19)
Receiving Yards 7 at Georgia State (10-5-19)

#34 MARCEL MURRAY, RB, SO.

Rushes 35 vs Louisiana (10-17-19)
Rushing Yards 175 at ULM (11-2-19)
Longest Rush 64 vs. Georgia State (10-18-18)
Rushing TDs 3, twice (last at ULM, 11-2-19)
Receptions 4 vs. South Alabama (11-3-18)
Receiving Yards 75 vs. SE Missouri State (9-1-18)
Longest Reception .. 67 vs. SE Missouri State (9-1-18)
Receiving TDs 1, twice (last at CCU, 11-10-18)
Kickoff Returns 5 vs SMU (8-31-19)
Kickoff Return Yards 109 vs SMU (8-31-19)
Longest Kickoff Return 37 vs SMU (8-31-19)

#35, ALEX ROBERTS, RB, SO.-R

Rushes 4 vs. Appalachian State (10-9-18)
Rushing Yards 21 vs. Appalachian State (10-9-18)
Longest Rush 10 vs. Appalachian State (10-9-18)

#41 CODY GRACE, P, SR.

Punts 10 at Georgia (9-14-19)
Punting Yards 386 at Georgia (9-14-19)
Average 50.8 at South Alabama (11-29-19)
Longest Punt 75 vs Louisiana (10-17-19)
Inside 20 5 at New Mexico State (10-28-17)

#81 JAVONIS ISAAC, TE, JR.

Receptions 2, four times (last at USA, 11-29-19)
Receiving Yards 70 vs. SE Missouri State (9-1-18)
Receiving TDs 1, four times (last vs. USA, 11-3-18)
Longest Reception 57 vs. SE Missouri St. (9-1-18)

#82 BRANDON BOWLING, WR, JR.

Receptions 12 vs SMU (8-31-19)
Receiving Yards 92 vs SMU (8-31-19)
Longest Reception 26 vs. UNLV (9-22-18)
Receiving TDs 1, twice (last at USA, 11-29-19)
KO Returns 2 at ULM (11-2-19)
Kickoff Return Yards 25 vs Ga. Southern (11-23-19)
Long Kickoff Return 25 vs Ga. Southern (11-23-19)
Punt Returns 1 vs. Southern Illinois (9-21-19)
Punt Return Yards ... -1 vs. Southern Illinois (9-21-19)

#87 REED TYLER, TE, SO.

Receptions 3, twice (last vs CCU, 11-16-18)
Receiving Yards 61 vs Coastal Carolina (11-16-19)
Longest Reception 30 vs CCU (11-16-19)
Receiving TDs 1 at Coastal Carolina (11-10-18)

#88 JEFF FOREMAN, WR, FR.

Receptions 1 at Troy (9-28-19)
Receiving Yards 8 at Troy (9-28-19)
Kickoff Returns 3 at Georgia State (10-5-19)
Kickoff Return Yds 98 at Georgia State (10-5-19)
Longest Kickoff Return 50 vs. SIU (9-21-19)

#99 DAMON FONCHAM, P, SR.

Punts 12 vs. UCF (12-17-16)
Punting Yards 464 vs. UCF (12-17-16)
Average 48.1 at Georgia State (11-3-16)
Longest Punt 62 at Texas State (12-3-16)
Inside 20 3, three times (last vs. Troy, 12-2-17)

2019 ARKANSAS STATE FOOTBALL NOTES: Career Highs (Defense)

#1 JERRY JACOBS, CB, JR.

Tackles 13 vs SMU (8-31-19)
Tackles For Loss 1.0, 3 times (last vs SMU, 8-31-19)
Interceptions 2 vs. UNLV (9-22-18)
Pass Break-Ups 2, three times (last at Ga., 9-14-19)

#1 SAMY JOHNSON, CB, FR.

Tackles 2 at ULM (11-2-19)
Kickoff Returns 3 vs Louisiana (10-17-19)
Kickoff Return yards..... 44 vs. Louisiana (10-17-19)
Long Kickoff Return 24 vs Louisiana (10-17-19)

#2 KAILON DAVIS, DE, JR.

Tackles 2, twice (last vs Ga. Southern, 11-23-19)

#3 BJ EDMONDS, S, SR.

Tackles 13, twice (last at South Alabama, 11-11-17)
Tackles For Loss 1 at UNLV, 9-7-19)
F. Fumbles..... 1, three times (last vs Ga. So., 11-23-19)
PBUs 2, three times (last vs. Ga. So., 11-23-19)
Interceptions 2 vs. Middle Tennessee (12-16-17)
Punt Returns..... 4 at ULM (11-2-19)
Punt Return Yards..... 47 at UNLV (9-7-19)
Longest Punt Return..... 34 vs Texas State (10-26-19)
Kickoff Returns 1 at Troy (9-28-19)
Kickoff Return Yards..... 22 at Troy (9-28-19)

#5 AMIR HOWARD, S, JR.

Tackles 2 at Georgia (9-14-19)

#6 JARIUS REIMONENQ, FR., CB

Tackles 8 at South Alabama (11-29-19)
Tackles For Loss 2 vs Georgia Southern (11-23-19)
Forced Fumbles 1 at South Alabama (11-29-19)
Fumble Recoveries 1 at South Alabama (11-29-19)
Interceptions 1 vs Coastal Carolina (11-16-19)
Pass Break-ups..... 2 at ULM (11-2-19)

#7 WILLIAM BRADLEY-KING, DE, JR.

Tackles 9 vs. UNLV (9-22-18)
Tackles For Loss 4.0 vs. Southern Illinois (9-21-19)
Sacks 2.0 vs. Southern Illinois (9-21-19)
For. Fumbles 1, five times (last vs. ULL, 10-27-19)
Fumble Rec. 1, three times (last vs. CCU, 11-16-19)
Pass Break-ups..... 1, twice (last at CCU, 11-10-18)

#10 ELERY ALEXANDER, S, JR.

Tackles 2 vs. Southern Illinois (9-21-19)

#12 NATHAN PAGE, CB, SO.

Tackles 10 at Troy (9-28-19)
Pass Break-ups... 2, twice (last vs Louisiana, 10-17-19)
Interceptions 2 vs Texas State (10-26-19)

#14 ANTONIO FLETCHER, S, SO.

Tackles 8 vs SMU (8-31-19)
TFL 1, four times (last at USA, 11-29-19)
Forced Fumbles 1, twice (last vs SMU, 8-31-19)
Pass Break-ups..... 3 at Troy (9-28-19)

#15 KEVIN THURMON, DL, SR.

Tackles 11 vs Coastal Carolina (11-16-19)
Tackles For Loss 3.0 vs Ga. Southern (11-23-19)
Sacks 2.0 vs Georgia Southern (11-23-19)
Forced Fumbles 1 at Coastal Carolina (11-10-18)
Pass Break-ups..... 1 vs SMU (8-31-19)

#16 TRISTON ANDERSON, CB, FR-R.

Tackles 3 at Texas State (11-24-18)

#19 BRYAN TERRY, CB, JR.

Tackles 1 at Texas State (11-24-18)

#20 DETRAVION GREEN, S, FR-R

Tackles 3 at UNLV (9-7-19)

#21 JAMARI GAMBLE, S, SO.

Tackles 3 at Coastal Carolina (11-10-18)

#22 CALEB BONNER, LB, JR.

Tackles 9 at Tulsa (9-15-18)
TFL 1.0, four times (last at USA, 11-29-19)
Interceptions 1 vs Coastal Carolina (11-16-19)

#24 JEREMY SMITH, CB, SR.

Tackles 8 at ULM (11-2-19)
Tackles for Loss..... 2 at Troy (9-28-19)
PBUs 2, four times (last vs CCU, 11-16-19)
Interceptions 1, twice (last vs Louisiana, 10-17-19)

#26 TRENT ELLIS-BREWER, LB, SR.

Tackles 9 at SMU (9-23-17)
Tackles for Loss..... 2, twice (last vs. Ga. So., 10-5-16)
Sacks 1, twice (last vs. ULM, 10-29-16)
Pass Break-ups... 1, three times (last at SMU, 9-23-17)
Interceptions 1 at Georgia Southern (10-4-17)
Forced Fumbles 1 vs. UAPB (9-16-17)

#27 DEMARI MEDLEY, CB, JR.

Tackles 8 at ULM (11-25-17)
Pass Break-Ups ... 1, twice (last vs. App State, 10-9-18)
Interceptions 1, twice (last vs. ULM, 11-17-18)
Forced Fumbles 1 vs. ULM (11-17-18)
Kickoff Returns 3 at Alabama (9-8-18)
Kickoff Return Yards..... 58 at Alabama (9-8-18)
Longest Kickoff Return.. 37 vs. SE Missouri St. (9-1-18)

#29 COLBY SIGEARS, CB, JR.

Tackles 1 vs. South Alabama (11-3-18)

#30 DERRICK BEAN, LB, SO.

Tackles 8 at Alabama (9-8-18)
Tackles for Loss..... 1.5 at Alabama (9-8-18)
Pass Break-Ups 1 at Alabama (9-8-18)

#31 ANTHONY SWITZER, S, FR.

Tackles 8 vs Georgia Southern (11-23-19)
Tackles for Loss..... 2.0 vs Texas State (10-26-19)
Kickoff Returns 1 vs SMU (8-31-19)
Kickoff Return Yards..... 12 vs SMU (8-31-19)

#32 TAJHEA CHAMBERS, LB, JR.

Tackles 11 vs. Southern Illinois (9-21-19)
Tackles for Loss.... 2.5, twice (last vs. App St., 10-9-18)
Sacks 2.5 at USC (9-5-15)
PBUs 1, three times (last at Georgia State, 10-5-19)
Forced Fumbles 1 vs Coastal Carolina (11-16-19)
Fumbles Recovered 2 vs. Georgia St. (10-18-18)
Interceptions 1 vs. Southern Illinois (9-21-19)

#34 DARREON JACKSON, S, SR.

Tackles 17 at ULM (11-2-19)
TFL 3 vs Georgia Southern (11-23-19)
Sacks 1.0, twice (last at Tulsa, 9-15-18)
Forced Fumbles 1, twice (last at Alabama, 9-8-18)

Fumble Recoveries ... 1 vs. Coastal Carolina (10-14-17)
Interceptions 1 vs SMU (8-31-19)
Pass Break-ups... 1, four times (last vs. UNLV, 9-22-18)

#36 NOEL IWUCHUKWU, DE, JR.

tackles 4 at Troy (9-28-19)
Tackles for Loss..... 1, twice (last vs. SIU, 9-21-19)
Pass Break-ups..... 1 at Coastal Carolina (11-10-18)

#37 LOGAN WESCOTT, DB, SR.

Tackles 14 at Georgia State (10-5-19)
TFL 3.5 at ULM (11-2-19)
Sacks 1.0, twice (last at ULM, 11-2-19)
Fumble Rec. 1, twice (last vs Texas State, 10-26-19)
Pass Break-ups..... 2 at South Alabama (11-29-19)

#44 THOMAS TOKI, DL, SO.

Tackles 1 at ULM (11-2-19)

#51 KIRK LOUIS, LB, SR.

Tackles 5 at South Alabama (11-29-19)
Tackles For Loss 0.5 at ULM (11-25-17)
Sacks 0.5 at ULM (11-25-17)
Fumble Recoveries 1 vs. UCF (12-17-16)

#55 AARON DONKOR, SR., DE

Tackles 9 vs. Southern Illinois (9-21-19)
Tackles For Loss 1 vs. Southern Illinois (9-21-19)

#90 TUKUA AHOIA, DL, JR.

Tackles 3 at Georgia State (10-5-19)
Tackles For Loss 2 at Georgia State (10-5-19)
Sacks 1 at Georgia State (10-5-19)
Fumble Recoveries 1 vs Ga. Southern (11-23-19)

#92 FORREST MERRILL, DL, JR.

Tackles 8 vs SMU (8-31-19)
Tackles for Loss..... 3.0 at Tulsa (9-15-18)
Sacks 2.5, twice (last at UNLV, 9-7-19)
Forced Fumbles 1 at Coastal Carolina (11-10-18)
Pass Break-Ups 1, twice (last at Troy, 9-28-19)

#94 HUNTER MORETON, DL, SO.

tackles 6 vs. UAPB (9-16-17)
Tackles for Loss..... 2 vs. Texas State (11-17-18)
Sacks 1, twice (last at NMSU, 10-28-17)
Fumble Recoveries 1 at Georgia Southern (10-4-17)

#95 JAVIER CARBONELL, DL, SR.

Tackles 5 vs Louisiana (10-17-19)
Tackles for Loss... 1.0, twice (last vs. Ga. St., 10-18-18)
Sacks 0.5 vs. Louisiana (10-13-17)
Forced Fumbles 1 vs. Georgia State (10-18-18)

#97 TERRY HAMPTON, DL, SO.

Tackles 4 at Troy (9-28-19)
Tackles for Loss..... 0.5, twice (last at Troy, 9-28-19)
Sacks 0.5 at Troy (9-28-19)

#98 JEFFMARIO BROWN, DE, JR.

Tackles 6, twice (last at Georgia St., 10-5-19)
TFL 1.0, twice (last vs Texas State, 10-26-19)
Sacks 1.0 vs Texas State (10-26-19)
Forced Fumbles 1 vs Texas State (10-26-19)

#99 TONY ADAMS, DL, SR.

Tackles 5 at Georgia State (10-5-19)
Tackles for Loss..... 0.5 at South Alabama (11-11-17)

2019 ARKANSAS STATE FOOTBALL NOTES: The Last Time It Happened

TEAM

SHUT OUT AN OPPONENT

ASU: 12-1-12 vs. Middle Tennessee (45-0)

OPP: 9-14-19, No. 3 Georgia (55-0)

RUSHED FOR OVER 250 YARDS

ASU: 10-18-18 vs. Georgia State (37 attempts for 273 yards)

OPP: 11-23-19 vs. Georgia Southern (51 attempts for 292 yards)

RUSHED FOR OVER 300 YARDS

ASU: 10-5-16 vs. Georgia Southern (45 attempts for 343 yards)

OPP: 10-17-19 vs. Louisiana (46 attempts for 315 yards)

PASSED FOR OVER 300 YARDS

ASU: 11-29-19 at South Alabama (23-of-38 for 342 yards)

OPP: 10-5-19 at Georgia State (29-of-41 for 382 yards)

HAD OVER 500 YARDS OF TOTAL OFFENSE

ASU: 11-2-19 at ULM (514 yards: 307 pass, 207 rush)

OPP: 10-5-19 at Georgia State (722 yards: 382 pass, 340 rush)

HAD OVER 600 YARDS OF TOTAL OFFENSE

ASU: 9-1-18 vs. SE Missouri State (676 yards: 497 pass, 179 rush)

OPP: 10-5-19 at Georgia State (722 yards: 382 pass, 340 rush)

RECORDED 30 OR MORE FIRST DOWNS

ASU: 9-1-18 vs. SE Missouri State (30)

OPP: 10-5-19 at Georgia State (39)

FAILED TO RUSH FOR 100 YARDS

ASU: 11-29-19 at South Alabama (39 attempts for 95 yards)

OPP: 10-26-19 vs Texas State (24 attempts for 81 yards)

FAILED TO PASS FOR OVER 100 YARDS

ASU: 10-16-15 vs. South Alabama (9 of 13 for 93 yards)

OPP: 9-22-18 vs. UNLV (5 of 21 for 23 yards)

HELD AN OPPONENT UNDER 200 YARDS TOTAL OFF.

ASU: 11-18-17 vs. Texas State (188 yards: 85 rush, 103 passing)

OPP: 10-22-13 vs. Louisiana (168 yards: 79 rush, 89 passing)

SCORED A SAFETY

ASU: 9-28-19 at Troy

OPP: 11-23-19 vs Georgia Southern

SCORED 50 OR MORE POINTS

ASU: 9-28-19 at Troy (50-43)

OPP: 10-5-19 at Georgia State (52-38)

INDIVIDUAL

PLAYER RUSHED FOR 100 YARDS

ASU: 11-2-19 at ULM (Marcel Murray, 24 carries for 175 yards)

OPP: 11-29-19 at South Alabama (Tra Minter, 21 carries for 106 yards)

PLAYER RUSHED FOR 200 YARDS

ASU: 10-3-15, Michael Gordon vs. Idaho (25 for 221 yards)

OPP: 10-4-17 at Georgia So., Shai Werts (29 carries for 112 yds)

TWO OR MORE PLAYERS RUSHED FOR 100 YARDS

ASU: 10-5-16 vs. Ga. So.: W. Wand (140 yards), J. White (126 yards)

OPP: 10-17-19 vs Louisiana: Raymond Calais (144 yards),
Elija Mitchell (109 yards)

TWO OR MORE PLAYERS WITH 100 YARDS RECEIVING

ASU: 11-28-19 vs Georgia Southern: Jonathan Adams (7 receptions for 158 yards), Omar Bayless (7 receptions for 113 yards)

OPP: 10-5-19 at Georgia State: Sam Pickney (9 receptions for 120 yds),
Cornelius McCoy (8 receptions for 107 yards)

PLAYER PASSED FOR 300 YARDS

ASU: 11-23-19, Layne Hatcher vs Ga. Southern (19-of-24 for 354 yards)

OPP: 9-28-19, Kaleb Barker at Troy (34-57-1 for 367 yards)

PLAYER PASSED FOR 400 YARDS

ASU: 9-28-19, Layne Hatcher at Troy (25-32-2 for 440 yards)

OPP: 10-28-19, Dan Ellington, at Georgia State (29-41-0 for 382 yards)

RETURNED A KICKOFF FOR A TOUCHDOWN

ASU: 11-23-19, Kirk Merritt vs. Georgia Southern (94 yards)

OPP: 8-31-19, CJ Sanders, SMU (98 yards)

RETURNED A PUNT FOR A TOUCHDOWN

ASU: 9-2-17, Blaise Taylor at Nebraska (63 yards)

OPP: 9-24-16, Tremon Smith, UCA (47 yards)

RETURNED AN INTERCEPTION FOR A TOUCHDOWN

ASU: 11-16-19, Caleb Bonner vs Coastal Carolina (66 yards)

OPP: 9-1-18, Saivion Smith, Alabama (38 yards)

RETURNED A FUMBLE FOR A TOUCHDOWN

ASU: 9-28-19, Logan Wescott at Troy (40 yards)

OPP: 12-16-17, Terelle West (Middle Tennessee) (45 yards)

BLOCKED AN OPPONENT'S PUNT

ASU: 10-26-19, Omar Bayless vs Texas State

OPP: 10-13-12, Maleki Harris (South Alabama)

RETURNED A BLOCKED PUNT FOR A TOUCHDOWN

ASU: 11-24-18, J. McInnis (block) & McInnis (TD) at TX St. 17 yards)

OPP: 9-8-12, Anthony Watson (block), Teven Jones (TD), Memphis (0)

RETURNED A BLOCKED FIELD GOAL FOR A TD

ASU: 11-3-16, Chris Humes at Georgia State (57 yards)

OPP: 2004, Terryl Fenton, UL-Lafayette (80 yards)

RUN FROM SCRIMMAGE OF 50 YARDS OR MORE

ASU: 11-2-19, Marcel Murray at ULM (57 yards)

OPP: 11-23-19 vs Ga. Southern, Shai Werts (64 yds) & W. Kennedy (56)

PASS FROM SCRIMMAGE OF 50 YARDS OR MORE

ASU: 11-29-19, 53 yards (Layne Hatcher to Omar Bayless)

OPP: 9-21-19, 62 yards (Kare Lyles to Avante Cox)

MADE 50+ YARD FIELD GOAL

ASU: 11-2-13, 50 yards (Brian Davis at South Alabama)

OPP: 10-27-18, 52 yards (Kyle Pfau at Louisiana)

2019 ARKANSAS STATE FOOTBALL NOTES: Starting Lineups, Long Plays

2019 ARKANSAS STATE STARTING LINEUPS

OFFENSE

	QB	RB	WR/FB	WR	WR	TE	LT	LG	C	RG	RT
SMU	Bonner	Murray	Merritt	Bayless	Adams	Tyler	Horst	Harris	Still	Scott	Ramirez
UNLV	Bonner	Murray	Merritt	Bayless	Adams	Tyler	Horst	Harris	Still	Scott	Ramirez
Georgia	Bonner	Graham	Merritt	Bayless	Adams	Tyler	Horst	Harris	Still	Scott	Ramirez
SIU	Bonner	Murray	Merritt	Bayless	Adams	Tyler	Horst	Harris	Dutton	Scott	Ramirez
Troy	Hatcher	Azubuike	Merritt	Bayless	Adams	Isaac	Horst	Harris	Still	Scott	Ramirez
Ga. State	Hatcher	Murray	Merritt	Bayless	Adams	Isaac	Horst	Harris	Dutton	Scott	Ramirez
Louisiana	Hatcher	Murray	Merritt	Bayless	Adams	Isaac	Horst	Harris	Still	Scott	Ramirez
Texas State	Hatcher	Murray	Ayers	Bayless	Adams	Isaac	Horst	Harris	Still	Scott	Ramirez
ULM	Hatcher	Murray	Merritt	Bayless	Adams	Isaac	Horst	Harris	Still	Scott	Ramirez
CCU	Hatcher	Murray	Merritt	Bayless	Adams	Isaac	Horst	Harris	Still	Scott	Ramirez
Ga. So.	Hatcher	Murray	Merritt	Bayless	Adams	Isaac	Horst	Harris	Still	Scott	Ramirez
USA	Hatcher	Murray	Merritt	Bayless	Adams	Tyler	Horst	Harris	Still	Scott	Ramriez

DEFENSE

	DE	DT	NG	DE/DB	MLB	WLB	NB	CB	CB	SS	FS
SMU	Bradley-King	Thurmon	Merrill	Brown	Chambers	Bonner	Jackson	Jacobs	Smith	Edmonds	Fletcher
UNLV	Bradley-King	Thurmon	Merrill	Brown	Chambers	Bonner	Jackson	Page	Smith	Edmonds	Green
Georgia	Bradley-King	Thurmon	Merrill	Donkor	Chambers	Bonner	Jackson	Jacobs	Smith	Edmonds	Fletcher
SIU	Bradley-King	Thurmon	Merrill	Donkor	Chambers	Bonner	Jackson	Page	Smith	Edmonds	Fletcher
Troy	Bradley-King	Hampton	Merrill	Wescott	Chambers	Bonner	Jackson	Page	Smith	Edmonds	Fletcher
Ga. State	Bradley-King	Hampton	Adams	Brown	Chambers	Bonner	Wescott	Page	Smith	Edmonds	Fletcher
Louisiana	Bradley-King	Tuitavake	Carbonell	Wescott	Chambers	Bonner	Jackson	Page	Smith	Edmonds	Fletcher
Texas St.	Bradley-King	Thurmon	Carbonell	Wescott	Chambers	Bonner	Jackson	Page	Smith	Edmonds	Fletcher
ULM	Bradley-King	Thurmon	Carbonell	Wescott	Chambers	Bonner	Jackson	Reimonenq	Smith	Edmonds	Fletcher
CCU	Bradley-King	Thurmon	Carbonell	Wescott	Chambers	Bonner	Jackson	Reimonenq	Smith	Edmonds	Fletcher
Ga. So.	Bradley-King	Thurmon	Ahoia	Brown	Chambers	Bonner	Jackson	Reimonenq	Smith	Edmonds	Switzer
USA	Bradley-King	Thurmon	Ahoia	Wescott	Chambers	Bonner	Switzer	Reimonenq	Smith	Edmonds	Fletcher

2019 ARKANSAS STATE LONG PLAYS (12+ RUSH, 15+ PASS)

YDS	PLAY	OPPONENT	DATE	QTR	YDS	PLAY	OPPONENT	DATE	QTR
92 (TD)	Hatcher pass to Bayless	Troy	9-28	1	21	Hatcher pass to Bowling	Ga. Southern	11-23	3
89 (TD)	Bonner pass to Bayless	SIU	9-21	3	21 (TD)	Hatcher pass to Merritt	CCU	11-16	4
71 (TD)	Bonner pass to Bayless	UNLV	9-7	4	21	Jamal Jones	Texas State	10-26	1
63 (TD)	Hatcher pass to Adams	Ga. Southern	11-23	1	21	Murray rush	Louisiana	10-17	3
57 (TD)	Murray rush	ULM	11-2	2	21	Bonner pass to Bowling	SMU	8-31	3
53	Hatcher pass to Bayless	South Alabama	11-29	4	21	Bonner pass to Bowling	SMU	8-31	3
49	Hatcher pass to Bayless	Louisiana	10-17	4	20	Hatcher pass to Merritt	South Alabama	11-29	3
46 (TD)	Hatcher pass to Bayless	ULM	11-2	2	20	Hatcher pass to Merritt	CCU	11-16	2
46	Hatcher pass to Bayless	Georgia St.	10-5	2	20	Hatcher pass to Bayless	Louisiana	10-17	1
45 (TD)	Bonner pass to Merritt	Troy	9-28	2	20	Bonner rush	SMU	8-31	4
45	Hatcher pass to Adams	Georgia	9-14	4	20	Murray rush	SMU	8-31	2
43 (TD)	Bonner pass to Merritt	SIU	9-21	1	19	Hatcher pass to Merritt	ULM	11-2	4
43	Bonner pass to Bayless	UNLV	9-7	1	19	Hatcher pass to Tyler	CCU	11-16	4
42	Hatcher pass to Adams	Georgia St.	10-5	2	19	Hatcher pass to Bayless	Texas State	10-26	4
41	Hatcher pass to Bayless	Georgia St.	10-5	4	19	Hatcher pass to Bayless	Texas State	10-26	2
41	Hatcher pass to Bayless	Troy	9-28	1	19	Murray rush	Louisiana	10-17	3
41	Bonner pass to Bayless	SIU	9-21	3	18	Hatcher pass to Bayless	Ga. Southern	11-23	1
39	Hatcher pass to Adams	CCU	11-16	1	18	Hatcher pass to Bayless	CCU	11-16	2
37	Bayless pass to Bonner	SIU	9-21	1	18	Hatcher pass to Bayless	ULM	11-2	3
37	Graham rush	UNLV	9-7	3	18	Grace rush	ULM	11-2	3
37 (TD)	Bonner pass to Merritt	UNLV	9-7	3	18	Hatcher pass to Bayless	ULM	11-2	2
36	Hatcher pass to Isaac	Louisiana	10-17	4	17	Jones rush	Ga. Southern	11-23	4
36	Azubiuke rush	Georgia St.	10-5	3	17	Hatcher pass to Merritt	CCU	11-16	3
36	Hatcher pass to Merritt	Troy	9-28	4	17	Murray rush	Texas State	10-26	2
35	Hatcher pass to Green	ULM	11-2	4	17	Hatcher pass to Bayless	Louisiana	10-17	4
35 (TD)	Murray rush	ULM	11-2	2	17	Hatcher pass to Bayless	Troy	9-28	2
34	Hatcher pass to Merritt	South Alabama	11-29	3	17	Chatman rush	SIU	9-21	3
34	Hatcher pass to Adams	Troy	9-28	3	17	Bonner pass to Adams	Georgia	9-14	4
34 (TD)	Bonner pass to Bayless	SMU	8-31	4	17	Bonner pass to Bayless	Georgia	9-14	3
33	Hatcher pass to Green	ULM	11-2	1	16	Hatcher pass to Adams	South Alabama	11-29	3
32 (TD)	Hatcher pass to Bayless	Ga. Southern	11-23	2	16	Hatcher pass to Tyler	Ga. Southern	11-23	3
32 (TD)	Hatcher pass to Adams	Ga. Southern	11-23	1	16 (TD)	Murray rush	Texas State	10-26	3
32 (TD)	Hatcher pass to Adams	Troy	9-28	3	16	Hatcher pass to Adams	Troy	9-28	4
31 (TD)	Hatcher pass to Bayless	Georgia St.	10-5	2	16	Hatcher pass to Bayless	Troy	9-28	3
30	Hatcher pass to Adams	South Alabama	11-29	4	16	Bonner pass to Bowling	UNLV	9-7	4
30	Hatcher pass to Bayless	CCU	11-16	2	16	Bonner pass to Bowling	SMU	8-31	2
30	Hatcher pass to Tyler	CCU	11-16	1	15	Murray rush	Ga. Southern	11-23	2
29	Hatcher pass to Adams	Ga. Southern	11-23	1	15	Hatcher rush	ULM	11-2	2
29 (TD)	Bonner pass to Bayless	SMU	8-31	3	15	Hatcher pass to Adams	Louisiana	10-17	4
28 (TD)	Murray rush	Georgia St.	10-5	2	15	Hatcher pass to Bayless	Louisiana	10-17	2
28	Bonner rush	SIU	9-21	1	15	Jones rush	Troy	9-28	4
27 (TD)	Hatcher pass to Merritt	Ga. Southern	11-23	2	15	Grace pass to Bowling	Troy	9-28	3
27	Hatcher pass to Merritt	Georgia St.	10-5	4	15	Bonner pass to Adams	UNLV	9-7	3
26	Hatcher pass to Merritt	Texas State	10-26	2	15	Graham rush	UNLV	9-7	2
26	Hatcher pass to Bayless	Louisiana	10-17	1	14	Murray rush	Ga. Southern	11-23	1
25	Hatcher pass to Merritt	South Alabama	11-29	4	14	Murray rush	CCU	11-16	2
25	Hatcher pass to Bayless	Ga. Southern	11-23	3	14	Murray rush	ULM	11-2	4
25 (TD)	Hatcher pass to Merritt	Louisiana	10-17	4	14 (TD)	Graham rush	SIU	9-21	1
25 (TD)	Bonner pass to Adams	SIU	9-21	2	14	Murray rush	UNLV	9-7	2
24	Hatcher pass to Bayless	CCU	11-16	3	13	Jones rush	Ga. Southern	11-23	4
24	Hatcher pass to Murray	ULM	11-2	3	13	Hatcher rush	Texas State	10-26	2
24 (TD)	Hatcher pass to Merritt	Georgia St.	10-5	2	13 (TD)	Murray rush	Texas State	10-26	2
23	Hatcher pass to Bayless	South Alabama	11-29	1	13	Azubiuke rush	SIU	9-21	1
23	Hatcher pass to Bowling	South Alabama	11-29	1	13	Chatman rush	UNLV	9-7	4
23	Hatcher pass to Merritt	CCU	11-6	2	12	Murray rush	CCU	11-16	2
23 (TD)	Hatcher pass to Merritt	ULM	11-2	2	12	Murray rush	ULM	11-2	2
23	Murray rush	Louisiana	10-17	1	12	Murray rush	Louisiana	10-17	2
22	Hatcher pass to Adams	South Alabama	11-29	3	12	Murray rush	Georgia St.	10-5	1
22	Hatcher pass to Adams	ULM	11-2	3	12	Azubiuke rush	SIU	9-21	4
22	Hatcher pass to Bayless	Troy	9-28	2	12	Murray rush	SMU	8-31	3
22	Bonner pass to Adams	SMU	8-31	3					

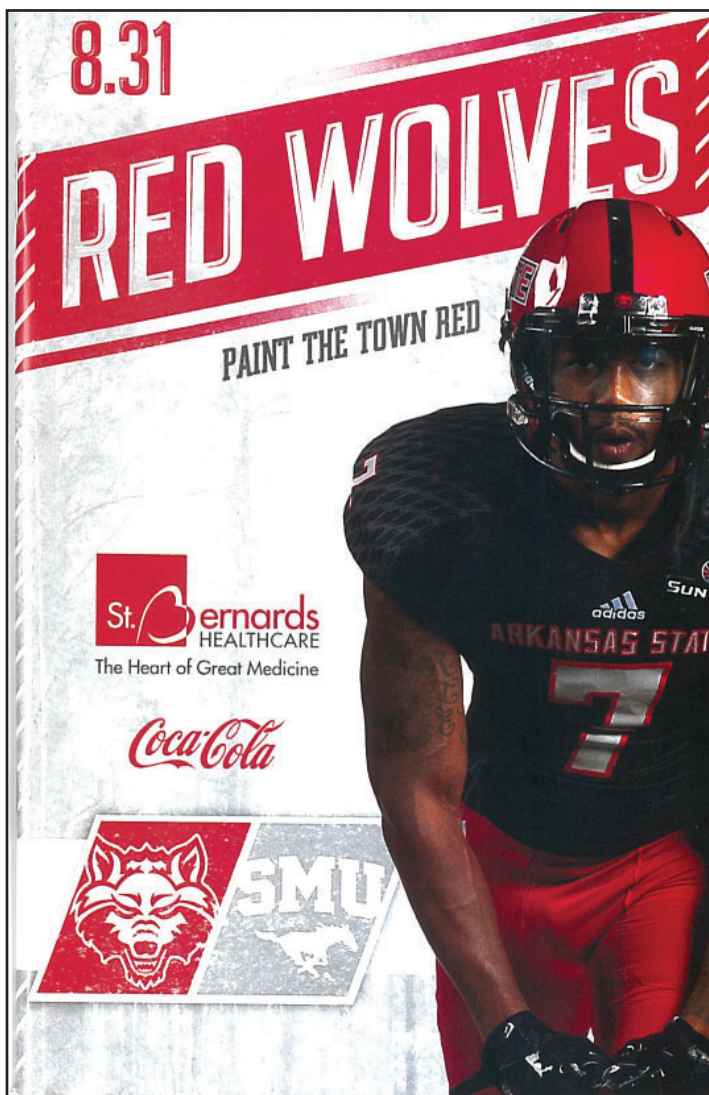
TOTAL: 121 (10.1 avg.) 90+: 1 80+: 2 70+: 3 60+: 4 50+: 6 40+: 17 30+: 37 20+: 70 15+ PASS: 84 12+ RUSH: 37

2019 ARKANSAS STATE FOOTBALL NOTES: Scoring Drives

2019 ARKANSAS STATE SCORING DRIVES				
	Plays	Yards	TOP (Qtr)	Score
SMU (4: 4 TD/0 FG)				
	1	7	0:04 (1)	Bonner 7-yard pass to Bayless
	6	69	1:11 (3)	Bonner 8-yard pass to Bayless
	7	98	3:03 (3)	Bonner 29-yard pass to Bayless
	11	75	3:12 (4)	Bonner 34-yard pass to Bayless
UNLV (7: 4 TD/3 FG)				
	9	25	3:17 (1)	Grupe 26-yard field goal
	5	31	1:28 (2)	Bonner 1-yard run
	11	80	3:44 (2)	Graham 9-yard run
	8	75	2:30 (3)	Bonner 37-yard pass to Merritt
	7	54	2:00 (3)	Grupe 38-yard field goal
	3	70	1:19 (4)	Bonner 71-yard pass to Bayless
	14	58	6:33 (4)	Grupe 31-yard field goal
SOUTHERN ILLINOIS (7: 5 TD/2 FG)				
	4	50	1:27 (1)	Graham 14-yard run
	2	45	0:37 (1)	Bonner 43-yard pass to Merritt
	12	65	3:19 (2)	Grupe 35-yard field goal
	5	30	2:13 (2)	Bonner 10-yard pass to Merritt
	6	91	0:48 (2)	Bonner 25-yard pass to Adams
	2	93	0:41 (3)	Bonner 89-yard pass to Bayless
	8	49	1:40 (4)	Grupe 43-yard field goal
TROY (7: 5 TD/2 FG)				
	1	92	0:13 (1)	Hatcher 92-yard pass to Bayless
	6	71	2:19 (1)	Hatcher 14-yard pass to Merritt
	3	72	1:18 (2)	Hatcher 45-yard pass to Merritt
	8	56	3:57 (2)	Grupe 36-yard field goal
	7	75	2:35 (3)	Jones 7-yard run
	1	32	0:08 (3)	Hatcher 32-yard pass to Adams
	7	53	3:29 (4)	Grupe 19-yard field goal
GEORGIA STATE (6: 5 TD/1 FG)				
	3	75	0:56 (2)	Merritt 24-yard reception
	3	75	1:04 (2)	Murray 28-yard run
	5	59	0:51 (2)	Bayless 31-yard reception
	4	80	1:05 (3)	Bayless 4-yard reception
	9	68	3:07 (4)	Bayless 5-yard reception
	7	48	2:03 (4)	Grupe 44-yard field goal
LOUISIANA (4: 2 TD/2 FG)				
	12	95	4:47 (1)	Bowling 10-yard reception
	16	71	6:06 (2)	Grupe 25-yard field goal
	9	42	3:32 (3)	Grupe 46-yard field goal
	11	86	4:18 (4)	Merritt 25-yard field goal
TEXAS STATE (6: 5 TD/1 FG)				
	18	99	7:22 (1)	Bayless 13-yard reception
	4	-1	0:52 (2)	Grupe 20-yard field goal
	8	64	3:18 (2)	Jones 7-yard run
	1	13	0:07 (3)	Murray 13-yard run
	1	16	0:09 (3)	Murray 16-yard run
	13	66	6:03 (4)	Bayless 2-yard reception
LOUISIANA-MONROE (8: 6 TD/2 FG)				
	8	54	2:27 (1)	Grupe 43-yard field goal
	2	75	0:28 (2)	Murray 57-yard run
	7	78	2:31 (2)	Bayless 46-yard reception
	1	35	0:17 (2)	Murray 35-yard run
	4	47	1:15 (2)	Merritt 23-yard reception
	12	61	5:31 (3)	Grupe 31-yard field goal
	6	36	2:02 (4)	Murray 6-yard run
	7	73	3:39 (4)	Jones 8-yard run
COASTAL CAROLINA (3: 3 TD/0 FG)				
	3	7	0:45 (1)	Merritt 7-yard reception
	8	60	2:50 (3)	Bayless 7-yard reception
	11	76	1:53 (4)	Merritt 21-yard reception
GEORGIA SOUTHERN (5: 4 TD/1 FG)				
	7	64	2:17 (1)	Adams 32-yard reception
	3	78	0:44 (1)	Adams 63-yard reception
	1	32	0:06 (2)	Bayless 32-yard reception
	1	27	0:07 (2)	Merritt 27-yard reception
	11	65	4:04 (3)	Grupe 19-yard field goal
SOUTH ALABAMA (6: 3 TD/3 FG)				
	5	49	1:36 (1)	Bowling 5-yard reception
	9	63	2:52 (3)	Grupe 23-yard field goal
	8	75	3:22 (3)	Bayless 10-yard reception
	8	65	12:29 (4)	Hatcher 1-yard run
	5	28	1:16 (4)	Grupe 40-yard field goal
	10	84	3:37 (4)	Grupe 20-yard field goal
TOTAL SCORING DRIVES: 63 SCORING DRIVES TAKING 2 MIN OR LESS: 30 (48%) SCORING DRIVES TAKING 4 MIN OR LONGER: 8 (13%)				

GAME 1

Aug. 31, 2019 | Centennial Bank Stadium: 22,076 | SMU 37, A-State 30



Score by Quarters	1	2	3	4	Score
Arkansas State	7	2	14	7	30
SMU	3	13	14	7	37

Team	Qtr	Time	Scoring Play	Plays-Yds	TOP	Score
A-State	1	13:08	Bayless 7 yd rec.	1-7	0:04	7-0
SMU	1	08:45	Robledo 34 yd FG	14-53	4:17	7-3
A-State	2	14:01	TEAM Safety	-	-	9-3
SMU	2	07:08	Jones 9 yd run	13-92	5:03	9-10
SMU	2	03:53	Robledo 29 yd FG	7-27	2:29	9-13
SMU	2	00:29	Robledo 25 yd FG	10-47	1:55	9-16
A-State	3	13:41	Bayless 8 yd rec.	6-69	1:11	16-16
A-State	3	07:36	Bayless 29 yd rec.	7-98	3:03	23-16
SMU	3	07:22	Sanders 98 yd KOR	-	-	23-22
SMU	3	00:44	Jones 1 yd run	9-51	3:36	23-30
SMU	4	09:11	Jones 2 yd run	11-89	4:55	23-37
A-State	4	05:59	Bayless 34 yd rec.	11-75	3:12	30-37

TEAM STATISTICS

	A-STATE	SMU
First Downs	25	29
Net Yards Rushing	90	148
Net Yards Passing	324	360
Passes Comp-Att-Int	32-50-1	30-49-1
Total Net Yards	414	508
Fumbles: Number-Lost	3-2	2-0
Penalties: Number-Yards	11-83	5-50
Possession Time	24:46	35:14
Third Down Conversions	3 of 13	9 of 17
Sacks By: Number-Yards	1-7	2-21

ception by Terrance Newman at the Red Wolf 41-yard line. Robledo later added a 29-yard field goal to up the SMU lead to 13-9 with 3:53 left in the half.

A shanked punt gave the Mustangs prime field position at their own 45, which turned into three more points when Robledo knocked through his third kick of the night, this time from 25 yards to give SMU a touchdown lead at 16-9 with under 30 seconds left in the half. That score would hold as both teams went into the locker room at the half.

After talking things over in the locker room, A-State's offense kicked it into high gear, starting with its opening drive.

Bonner connected with Bayless again on A-State's first drive of the second half, scoring from eight yards to cap off a 6-play, 69-yard drive and knot things up at 16-all.

The Mustangs looked to return the favor, driving to the A-State 2-yard line. However, the Red Wolves defense held tough with a goal-line stand. Seven plays later, Bonner found Bayless for a third time, connecting on a 29-yard strike to give the Red Wolves a 23-16 lead.

SMU punched back with a 98-yard kickoff return by CJ Sanders, but the extra point was shanked, helping the Red Wolves cling to the 23-22 advantage. That score began a run of 15 unanswered points by the Mustangs.

After recovering a fumble on an A-State punt return, the Mustangs turned that into eight more points on the following drive, as Jones plunged forward for a one-yard score. Tyler Page completed a pass to Kylan Granson for the two-point conversion that put SMU ahead 30-23 with under a minute left in the third.

Cody Grace pinned the Mustangs back to their own 11, but Buechele led his offense on an 11-play drive that took nearly five minutes off the clock. Jones found the goal line for the third time, scoring from two yards to give SMU a two-score lead at 37-23 with 9:11 remaining. Jones rushed 18 times for 56 yards.

With under 6 minutes remaining, the Red Wolves cut the deficit in half when Bonner found Bayless for the fourth time for a 34-yard strike, matching the program's single-game record.

SMU halted the Red Wolves' last chance at tying up the contest, as Delontae Scott sacked Bonner at the SMU 32.

Reggie Roberson, Jr., led the Mustangs with 11 catches for a game-high 180 yards, while Buechele was 30-of-49 passing for 360 yards and one interception. Ke'Mon Freeman led SMU in rushing with 86 yards on 22 attempts.

For the Red Wolves, Cody Grace punted six times for a 41.5-yard average and a long of 55, landing three inside the 20, giving him 37 for his illustrious career.

JONESBORO, Ark. (8/31/19) – A record-tying performance by Omar Bayless was not quite enough to move Arkansas State past SMU at Centennial Bank Stadium, as the Red Wolves dropped a tough 37-30 decision to the Mustangs in the season opener for both teams.

Bayless grabbed four touchdown passes from Logan Bonner, matching the school record set in 1959 by Alfred Bentley vs. Central Missouri. The clock ultimately ran out on A-State's final drive, which was stopped at the SMU 29-yard mark.

In his first career start, Bonner completed 32 of 50 passes for 324 yards, with 265 of those yards coming in the second half. Brandon Bowling caught a career-high 12 passes to lead the Red Wolves, while Bayless hauled in 10 passes for a team-high 132 yards – both career highs.

Defensively, Jerry Jacobs led all players with a career-high 13 total tackles with William Bradley-King tallying the lone Red Wolf sack on the night.

On the opening drive, the Mustangs ventured into A-State territory, only for Darreon Jackson to pick off a Shane Buechele pass and return it 49 yards to the SMU 7-yard line. That play marked Jackson's first career interception. The very next play, Logan Bonner fired a bullet to Omar Bayless to give A-State an early 7-0 lead.

With 8:45 left in the first, Kevin Robledo put SMU on the board with a 34-yard field goal. Through the first 15 minutes, A-State led 7-3.

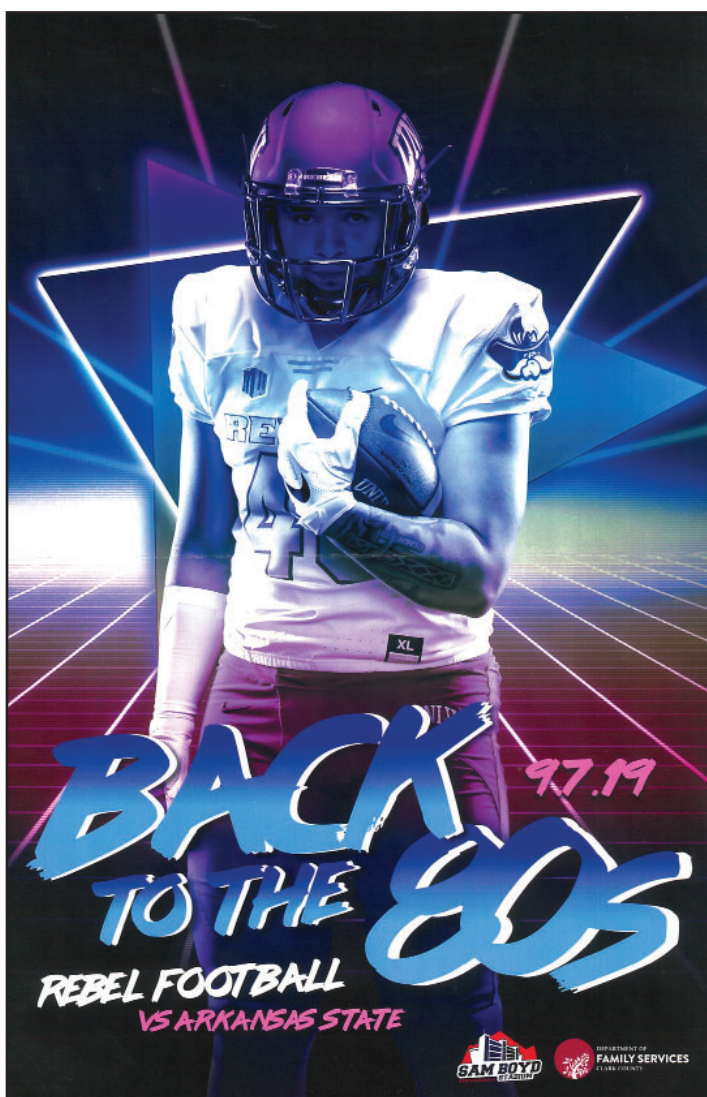
Early in the second quarter, Bradley-King mauled through the Mustang offensive line, sacking Buechele and forcing a fumble, which was recovered in the end zone by left guard Alan Ali for a safety, putting the Red Wolves ahead 9-3.

SMU found the end zone for the first time when Xavier Jones scampered around the right side from nine yards out. Robledo added the extra point to give the Mustangs a 10-9 lead with 7:08 remaining in the first half.

After a pair of big Murray runs, the Mustangs regained possession on an inter-

GAME 2

Sept. 7, 2019 | Sam Boyd Stadium: 18,742 | A-State 43, UNLV 17



LAS VEGAS (9/7/19) – A scoring frenzy welcomed back Arkansas State head football coach Blake Anderson to the sidelines, as the Red Wolves posted their largest victory over a non-conference Football Bowl Subdivision opponent since 2011, trouncing UNLV 43-17 at Sam Boyd Stadium.

Prior to the team’s arrival at the stadium, Anderson surprised his players at the team meeting, ending his leave of absence that began prior to the death of his wife Wendy on August 19.

Once the ball was kicked off, the Red Wolves (1-1) racked up 498 yards of total offense against the Rebels (1-1), while the A-State defense stymied UNLV’s dual-threat signal-caller to just 42 yards passing and a net of just four yards on the ground in the victory.

“It was a good complete win,” Anderson said. “There were a lot of emotions wrapped up into today with me not telling them that I was coming back. Their reaction was a big spark and I liked the way they handled things emotionally, especially with how hard it is to compete on the road. I challenged them to just do the simple things, and I thought they did. We didn’t have many mistakes, didn’t turn the ball over, scored on defense and played solid on special teams. That’s a pretty complete football game.”

The Red Wolves struck first when Jeremy Smith picked off an Armani Rogers pass and returned it 35 yards for the score with 13:45 in the first quarter. Smith’s pick six was the first by a Red Wolf since Justin Clifton against ULM on Nov. 17 of last season. Blake Grupe added three more later in the first when he drove through a 26-yard field goal to give A-State a 10-0 lead after one period.

Early in the second quarter, UNLV got on the board on a 27-yard field goal by Daniel Gutierrez before the Red Wolves reeled off 20 unanswered points.

A-State then turned to the ground game for its next score, utilizing the legs of Marcel Murray and Logan Bonner for all five plays after the Rebels shanked a punt that left the Red Wolves in prime field position at the UNLV 31.

Score by Quarters	1	2	3	4	Score
Arkansas State	10	13	10	10	43
UNLV	0	3	7	7	17

Team	Qtr	Time	Scoring Play	Plays-Yds	TOP	Score
A-State	1	13:45	Smith 35 yd INT return	-	-	7-0
A-State	1	04:40	Grupe 26 yd FG	9-25	3:17	10-0
UNLV	2	13:42	Gutierrez 27 yd FG	16-64	5:52	10-3
A-State	2	08:45	Bonner 1 yd run	5-31	1:28	17-3
A-State	2	02:49	Graham 9 yd run	11-80	3:44	23-3
A-State	3	12:30	Merritt 37 yd rec.	8-75	2:30	30-3
UNLV	3	07:53	Williams 3 yd run	2-81	0:29	30-10
A-State	3	05:53	Grupe 38 yd FG	7-54	2:00	33-10
A-State	4	12:58	Bayless 71 yd rec.	3-70	1:19	40-10
A-State	4	03:33	Grupe 31 yd FG	14-58	6:33	43-10
UNLV	4	01:53	Grimes 56 yd rec.	4-75	1:40	43-17

TEAM STATISTICS

	A-STATE	UNLV
First Downs	23	14
Net Yards Rushing	214	188
Net Yards Passing	284	112
Passes Comp-Att-Int	22-37-0	11-26-1
Total Net Yards	498	300
Fumbles: Number-Lost	0-0	0-0
Penalties: Number-Yards	4-30	3-20
Possession Time	30:48	29:12
Third Down Conversions	8 of 17	3 of 16
Sacks By: Number-Yards	6-40	0-0

Murray reeled off runs of seven, nine and 14 yards that got his offense down to the UNLV 1, which was when Bonner dove forward two plays later for the score. A-State led 17-3 with 8:45 remaining in the half. In one half of action, Murray rushed 10 times for 59 yards.

Bonner then led his offense on another scoring drive that took 11 plays to go 80 yards, capped off by a nine-yard scamper by Ryan Graham. The PAT was blocked, leaving the Red Wolves with a 23-3 lead going into the locker room. On the drive, Graham rushed five times for 37 yards, while Bonner connected with Brandon Bowling and Jonathan Adams twice each, in addition to Omar Bayless.

In his second start, Bonner completed 22 of 37 passes for 284 yards and two touchdowns. Bayless once again led the A-State receiver corps, hauling in six passes for a career-high 149 yards and a score. Graham provided valuable production off the bench, rushing 12 times for 103 yards, averaging an impressive 8.6 yards per carry.

The Red Wolves did not miss a beat on their opening drive after halftime, with Bonner linking up with Kirk Merritt for a 37-yard strike, Merritt’s first score of the year. That play capped off an eight-play, 75-yard drive and pushed the lead up to 30-3. In Merritt’s first full game, he did not disappoint, grabbing four passes for 52 yards.

UNLV halted its scoring drought midway through the third quarter with a quick scoring drive propelled by Charles Williams, who reeled off a run of 78 yards that led to a three-yard score the very next play to cut the deficit to 30-10. However, A-State responded on the next drive with a 38-yard field goal by Grupe that capped off a seven-play, 54-yard drive.

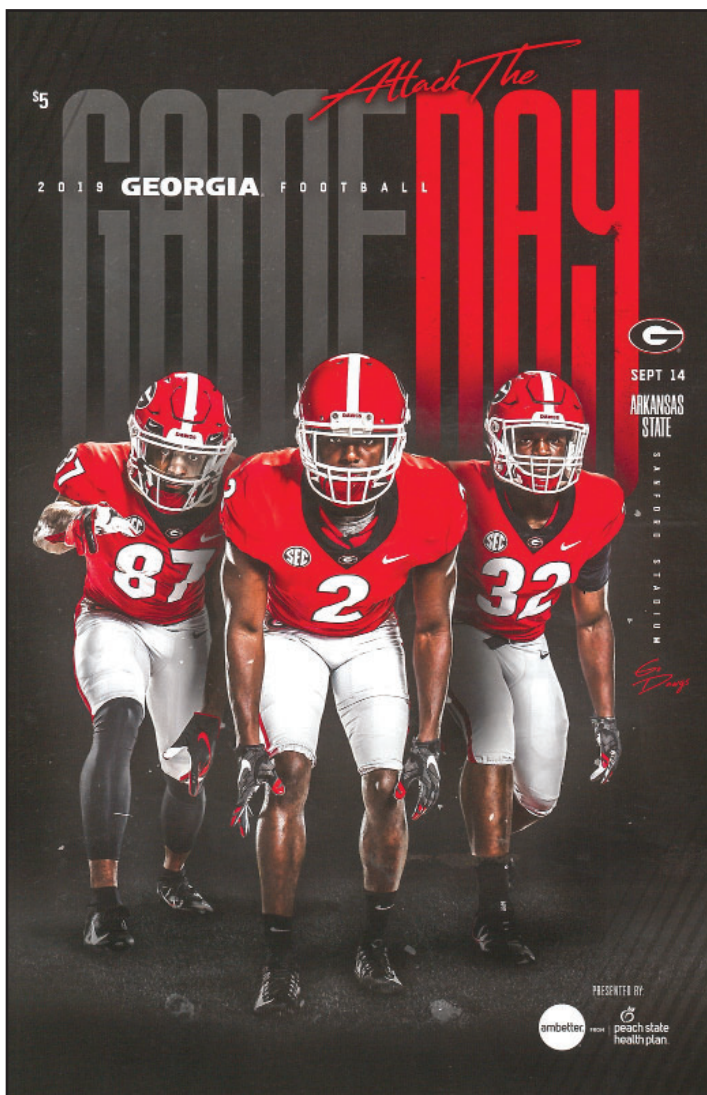
The onslaught continued into the fourth quarter when Bonner found Bayless for a 71-yard strike with 12:58 remaining that upped the Red Wolves’ lead to 40-10. That score marked the fifth receiving touchdown for Bayless after the Laurel, Miss., native found the end zone four times in last week’s season opener against SMU.

With 3:33 left in the contest, Grupe drove through his third field goal of the night from 31 yards out to up the lead to 43-10. The Rebels responded with a late score with under two minutes remaining when backup quarterback Kenyon Oblad found Randal Grimes for a 56-yard score.

Defensively, the Red Wolves were led up front by the dynamic duo of Forrest Merrill and Kevin Thurmon. Merrill finished with a season-high 2.0 sacks, while Thurmon added 1.5 sacks to go along with seven tackles. For the 41st time in the last 44 games, the A-State defense has registered at least 5.0 tackles for loss.

GAME 3

Sept. 14, 2019 | Sanford Stadium: 92,746 | No. 3 Georgia 55, A-State 0



ATHENS, Ga. (9/14/19) – Arkansas State fell into a 34-0 half-time deficit before eventually dropping a 55-0 contest to No. 3 Georgia at Sanford Stadium.

Rowlett, Texas, native Logan Bonner was 20-of-35 passing for 124 yards, while junior Ryan Grahman had seven rushing attempts for a team-high 24 yards. Freshman Isaiah Azubiuke, junior DJ Chatman and senior Jamal Jones also saw action in the backfield, but a strong Georgia defense limited the Red Wolves to just 43 yards on the ground.

Junior WR Jonathan Adams finished with a career-best 85 receiving yards on seven catches, which was only one shy of his career-high eight set vs. SMU in this year’s season opener. Omar Bayless added 54 yards on seven catches while Kirk Merritt followed with 25 yards on six grabs.

Georgia held A-State to just 220 yards total offense as the Red Wolves were unable to put any points on the scoreboard for the first time since 2008 against No. 2 Alabama (35-0).

“It’s not the way we wanted this game to go, by any means,” said A-State head coach Blake Anderson. “We honestly were hoping to find a way to come in here and surprise

Score by Quarters	1	2	3	4	Score
Arkansas State	0	0	0	0	0
Georgia	13	21	14	7	55

Team	Qtr	Time	Scoring Play	Plays-Yds	TOP	Score
Georgia	1	09:02	Herrien 3 yd run	6-60	2:52	0-7
Georgia	1	05:28	Blankenship 29 yd FG	5-41	2:18	0-10
Georgia	1	01:08	Blankenship 41 yd FG	8-41	2:41	0-13
Georgia	2	14:47	Blaylock 60 yd rec.	3-68	0:52	0-20
Georgia	2	10:21	Swift 48 yd rec.	5-89	2:14	0-27
Georgia	2	00:54	Cager 5 yd rec.	7-66	1:38	0-34
Georgia	3	12:02	Cook 37 yd run	7-65	2:58	0-41
Georgia	3	04:20	White 1 yd run	9-83	5:02	0-48
Georgia	4	09:07	McIntosh 62 yd run	6-98	2:43	0-55

TEAM STATISTICS

	A-STATE	GEORGIA
First Downs	14	27
Net Yards Rushing	43	268
Net Yards Passing	177	388
Passes Comp-Att-Int	23-40-1	26-33-0
Total Net Yards	220	656
Fumbles: Number-Lost	0-0	0-0
Penalties: Number-Yards	2-10	5-41
Possession Time	29:45	30:15
Third Down Conversions	5 of 17	4 of 10
Sacks By: Number-Yards	0-0	4-23

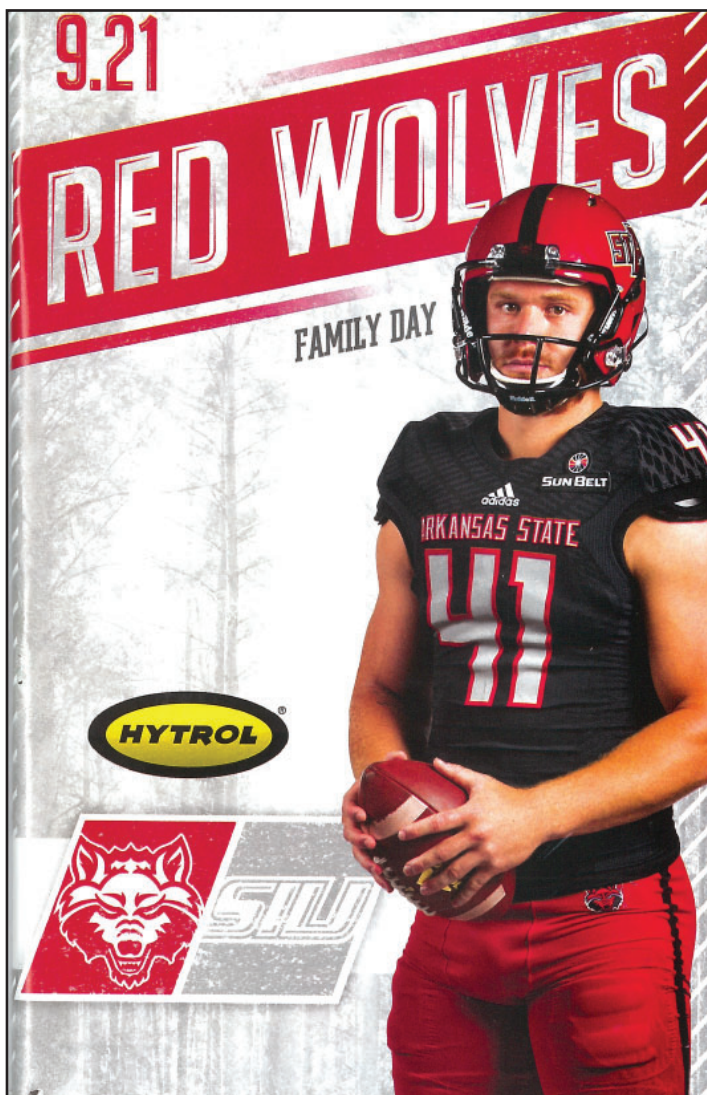
everybody with a win. I think we have a better team than showed today. I think we have a lot of work to do, and I’m hoping that we got out of it somewhat healthy because I think we have a very, very good possibility of a good season ahead of us if we can just continue to learn and grow. Georgia is obviously a solid team, and they didn’t make mistakes today. We needed our guys to be thinking ahead and play their best. I thought Georgia played a very solid football game and just really never gave us a chance to get involved. I’m disappointed in the sense that we just didn’t make it a game at any point. We’ll learn from it, we’ll move forward and hopefully get better moving into Southern Illinois next week.”

Georgia out-gained the Scarlet and Black 656-220 on the game, as the home team had 388 yards in the air with another 268 coming from the ground. Arkansas State had 177 passing yards and 43 rushing yards.

Junior Tahjea Chambers tied his career-high for tackles with 10, matching his total versus Appalachian State in 2018. B.J Edmonds and Darreon Jackson added eight tackles each while Antonio Fletcher followed with seven. As a defensive unit, the Red Wolves collected 67 total tackles, but only one tackle for loss.

GAME 4

Sept. 21, 2019 | Centennial Bank Stadium: 92,746 | A-State 41, SIU 28



JONESBORO, Ark. (9/21/19) – Kirk Merritt and Omar Bayless combined for 272 yards on 13 catches, helping Arkansas State to a 41-28 victory against Southern Illinois on Saturday night at Centennial Bank Stadium.

The Red Wolves (2-2) relied upon 17 unanswered points in the second quarter to take the lead for good, while the A-State defense came up with key stops in the red zone in the fourth quarter to hold off the high-powered Salukis (2-2).

Logan Bonner completed 17 of 31 passes for 320 yards, with 13 of those to either Bayless or Merritt. Merritt also hauled in two of Bonner’s four touchdown strikes. Despite being outgained in total offense (526-474), the Red Wolves capitalized through the air, eating up 357 yards passing. Bonner’s four touchdowns responsible for matches his career best set in the season opener against SMU.

Cody Grace posted a nice night punting the ball, averaging a career-high 50.0 yards per punt on four attempts with a long of 57. Defensively, Tajhea Chambers led the way with a career-high 11 total tackles and an interception – the first of his career. William Bradley-King was a force in the backfield all night, tallying 4.0 tackles for loss and a pair of sacks, including a forced fumble which he recovered.

A-State drew first blood when Ryan Graham punched it in from 14 yards on just the third play from scrimmage, set up by a 50-yard kickoff return by Jeff Foreman and a 37-yard pass from Bayless to Bonner. The Red Wolves led 7-0 with 13:33 on the clock.

The Salukis evened it up just over a minute later when Javon Williams, Jr., plunged across the goal from three yards out.

Score by Quarters	1	2	3	4	Score
Arkansas State	14	17	7	3	41
Southern Illinois	14	0	14	0	28

Team	Qtr	Time	Scoring Play	Plays-Yds	TOP	Score
A-State	1	13:33	Graham 14 yd run	4-50	1:27	7-0
SIU	1	12:07	Williams Jr. 3 yd run	3-65	1:22	7-7
A-State	1	07:47	Merritt 43 yd rec.	2-45	0:37	14-7
SIU	1	02:26	Cox 26 yd rec.	9-80	5:16	14-14
A-State	2	13:58	Grupe 35 yd FG	12-65	3:19	17-14
A-State	2	11:23	Merritt 10 yd rec.	5-30	2:13	24-14
A-State	2	00:19	Adams 25 yd rec.	6-91	0:48	31-14
SIU	3	11:50	Bonansinga 39 yd rec.	9-75	3:10	31-21
A-State	3	05:16	Bayless 89 yd rec.	2-93	0:41	38-21
SIU	3	01:39	Lyles 15 yd run	8-85	3:31	38-28
A-State	4	14:55	Grupe 43 yd FG	8-49	1:40	41-28

TEAM STATISTICS

	A-STATE	SIU
First Downs	22	27
Net Yards Rushing	117	229
Net Yards Passing	357	297
Passes Comp-Att-Int	18-33-0	20-35-1
Total Net Yards	474	526
Fumbles: Number-Lost	1-0	2-1
Penalties: Number-Yards	8-67	4-46
Possession Time	22:27	37:33
Third Down Conversions	2 of 9	6 of 13
Sacks By: Number-Yards	2-11	5-29

Midway through the first, Bonner uncorked a 43-yard strike to Merritt to put the Red Wolves back ahead 14-7 with 7:47 remaining.

SIU tied up the score once more with 2:26 left in the first when Kare Lyles connected with Avante Cox for a 26-yard touchdown strike to end a 9-play, 80-yard drive that lasted 5 minutes, 16 seconds. Cox led all receivers with 142 yards.

With 13:58 remaining in the first half, Blake Grupe’s 35-yard field goal attempt split the uprights to give A-State a 17-14 lead.

The Red Wolves stretched their lead to 24-14 when Merritt hauled in a 10-yard pass from Bonner to cap off a 5-play, 30-yard drive that was set up by a fumble recovery by William Bradley-King. Midway through the second quarter with 8:17 left, SIU kicker Griffin Cerra’s 26-yard field goal try hit the upright, preserving the 10-point lead.

A Tajhea Chambers interception in the end zone set up a late-quarter score by Jonathan Adams, who came down with a 25-yard toss from Bonner. The call, originally ruled an incomplete pass, was reversed upon official review, giving the Red Wolves a 31-14 halftime lead.

On SIU’s opening drive in the second half, Lyles led the Salukis on a nine-play, 75-yard drive capped off by a 39-yard strike to Sam Bonansinga to cut the Red Wolves’ lead to 31-21.

The Salukis threatened once again, driving all the way down to the A-State 7-yard line, but the Scarlet and Black defense held strong, forcing a turnover on downs with under six minutes remaining in the third.

After a four-yard rush by Isaiah Azubuike, Bonner found Bayless for an 89-yard scoring play – Bonner’s fourth touchdown throw of the night and the longest passing play in Centennial Bank Stadium history, which extended A-State’s lead back out to 38-21. Azubuike led the Red Wolves on the ground with 88 yards on 15 carries, both career highs.

Lyles responded with a 15-yard keeper that, once again, cut the Red Wolves’ lead to 10 at 38-28 with 1:39 left in the third.

Grupe added a 43-yard field goal to open the fourth quarter to move A-State’s lead to 41-28. A-State’s defense then once again held strong against an SIU scoring threat, when Saluki Romeir Elliott dropped a pass to turn the ball over on downs.

GAME 5

Sept. 28, 2019 | Veterans Memorial Stadium: 26,437 | A-State 50, Troy 43



Score by Quarters		1	2	3	4	Score
Arkansas State		21	10	14	5	50
Troy		10	21	6	6	43

Team	Qtr	Time	Scoring Play	Plays-Yds	TOP	Score
A-State	1	12:43	Bayless 92 yd rec.	1-92	0:13	7-0
A-State	1	11:42	Wescott 40 yd FR	-	-	14-0
Troy	1	08:42	Sumpter 20 yd FG	10-70	3:00	14-3
Troy	1	08:33	Eafford 29 yd rec.	1-29	0:09	14-10
A-State	1	06:14	Merritt 14 yd rec.	6-71	2:19	21-10
Troy	2	11:40	Clark 27 yd rec.	3-46	0:56	21-17
A-State	2	10:22	Merritt 45 yd rec.	3-72	1:18	28-17
Troy	2	08:27	Geiger 2 yd run	7-65	1:55	28-24
A-State	2	04:30	Grupe 36 yd FG	8-56	3:57	31-24
Troy	2	01:07	McClain 8 yd rec.	9-58	3:23	31-31
Troy	3	10:25	Sumpter 22 yd FG	11-79	2:44	31-34
A-State	3	07:50	Jones 7 yd run	7-75	2:35	38-34
Troy	3	05:17	Sumpter 22 yd FG	7-65	2:33	38-37
A-State	3	01:52	Adams 32 yd rec.	1-32	0:08	45-37
Troy	4	14:48	Geiger 9 yd rec.	10-73	1:59	45-43
A-State	4	08:41	Chambers safety	-	-	47-43
A-State	4	05:12	Grupe 19 yd FG	7-53	3:29	50-43

TEAM STATISTICS		
	A-STATE	TROY
First Downs	24	28
Net Yards Rushing	103	143
Net Yards Passing	455	367
Passes Comp-Att-Int	26-36-2	34-58-1
Total Net Yards	558	510
Fumbles: Number-Lost	2-2	1-1
Penalties: Number-Yards	13-138	5-77
Possession Time	30:18	29:42
Third Down Conversions	4 of 14	8 of 19
Sacks By: Number-Yards	2-17	3-15

TROY, Ala. (9/28/19) – An offensive shootout at Veterans Memorial Stadium ended on a high note for Arkansas State, with the Red Wolves coming away with an exciting 50-43 victory at Troy in the Sun Belt Conference opener.

The Red Wolves (3-2, 1-0 SBC) outgained the Trojans (2-2, 0-1) 558 yards to 510 in the slugfest, despite Troy running 22 more plays.

In his first career start, freshman Layne Hatcher did not disappoint, carving up the Troy defense for 440 yards on 25-of-35 passing with four touchdowns. Even more impressively, Hatcher did so by finding six different receivers, most notably Omar Bayless (213), Jonathan Adams (105) and Kirk Merritt (103), who all recorded 100-yard nights. Bayless' career-best 213 yards stands as the third-most in program history.

A-State wasted no time in putting points on the board, with Hatcher finding Bayless for a 92-yard strike on the Red Wolves' first offensive play, the second-longest play in program history. Three plays later, Logan Wescott gave the Red Wolves a two-score lead when he scooped up a Troy fumble by quarterback Kaleb Barker and returned it 40 yards for the touchdown, jolting the Scarlet and Black to a very quick 14-0 lead.

The Trojans got on the board on their next possession with Tyler Sumpter capping off a lengthy 10-play drive to make it 14-3. Troy then capitalized on a muffed kick return to take over on the A-State 29, with Barker connecting with Tray Eafford on the first play for a 29-yard strike to make it 14-10. Barker completed 34 of his 57 passes for 367 yards and four scores.

Hatcher then, once again, led the Red Wolves on a six-play scoring drive that ended with a 14-yard touchdown pass from Hatcher to Merritt to give A-State a 21-10 lead that held through the first quarter.

Troy inched closer with 11:40 remaining in the first half when Barker found Bret Clark for a 27-yard touchdown after the Trojans stripped and recovered a fumble at the A-State 46.

The Red Wolves responded with Hatcher's third touchdown pass of the night to increase their lead to 28-17, this time a 45-yard strike to Merritt on a deep route. The Trojans then cut A-State's deficit again midway through the second with a 7-play scoring drive capped off by a two-yard plunge by Kaylon Geiger. Geiger was Troy's leading pass-catcher, snagging eight balls for 111 yards. Reggie Todd also collected 100 yards receiving on four catches.

Blake Grupe added three more to the scoring column with 4:30 left in the half with a 36-yard field goal. Troy added another touchdown with just over a minute

left in the half on an eight-yard pass from Barker to Khalil McClain that capped off a nine-play, 58-yard drive set up by a 41-yard kickoff return by Geiger. That capped off a high-scoring half with a 31-all deadlock.

On their opening drive following a 57-yard punt by Cody Grace – one of three Grace punts to go 50 or more yards on the night – the Trojans took their first lead of the contest on a 22-yard kick by Sumpter to move ahead 34-31 with 10:25 left in the third.

A-State reclaimed the lead at 38-34 when Jamal Jones rushed seven yards for a touchdown. Two plays earlier, Grace set up the score with a 15-yard completion on fourth down to Brandon Bowling that kept the chains moving.

Sumpter then added another 22-yard field goal to cut the Red Wolves' lead to one at 38-37 with 5:17 left in the third. On Troy's next drive, however, the momentum would once again shift.

On fourth down, Bayless burst around the punt protection to block Sumpter's kick with Jamari Gamble coming up with it on the Troy 32. One play later, Hatcher found Adams for a leaping touchdown grab that gave A-State a 45-37 lead after three.

Troy responded with another 10-play scoring drive capped off by a nine-yard toss from Barker to Geiger. However, Barker was stopped behind the line of scrimmage on the Trojans' two-point try, leaving the score at 45-43.

The Trojans looked to regain momentum on the ensuing drive, picking off a Hatcher pass at the 1-yard line, but Tajhea Chambers dropped Billingsley in the end zone for a safety, putting A-State ahead by four at 47-43.

Grupe added his second field goal of the night to stretch the Red Wolves' lead out to 50-43, drilling a short 19-yard kick with just over five minutes left. On the next Troy drive, B.J. Edmonds picked off a deep ball at the A-State 16 to give Hatcher and the offense the ball back.

After Troy intercepted a Hatcher pass and returned it to the A-State 39 with 2:44 remaining, the Trojans threatened, driving down inside the Red Wolves' 10-yard line. However, due to an injury to a Troy player inside one minute when the Trojans had no timeouts left, a 10-second runoff was assessed with eight seconds left on the clock, ending the contest and sending the Red Wolves home with the victory.

Defensively, Nathan Page tallied 10 total tackles to lead the Red Wolves, while Edmonds totaled eight.

GAME 6

Oct. 5, 2019 | Georgia State Stadium: 16,109 | GSU 52, A-State 38



Score by Quarters		1	2	3	4	Score
Arkansas State		0	21	7	10	38
Georgia State		7	24	7	14	52

Team	Qtr	Time	Scoring Play	Plays-Yds	TOP	Score
GSU	1	09:41	Barnett 3 yd run	12-75	5:19	0-7
GSU	2	14:55	Coates 27 yd run	8-89	2:47	0-14
GSU	2	08:56	Paige 7 yd run	8-80	3:33	0-21
A-State	2	08:00	Merritt 24 yd rec.	3-75	0:56	7-21
GSU	2	05:44	Wright 43 yd FG	8-49	2:16	7-24
A-State	2	04:40	Murray 28 yd run	3-75	1:04	14-24
GSU	2	01:38	Pickney 11 yd rec.	9-75	3:02	14-31
A-State	2	00:47	Bayless 31 yd rec.	5-59	0:51	21-31
GSU	3	10:26	Ellington 10 yd run	6-90	2:21	21-38
A-State	3	04:21	Bayless 4 yd rec.	4-80	1:05	28-38
A-State	4	10:30	Bayless 5 yd rec.	9-68	3:07	35-38
GSU	4	06:30	Coates 1 yd run	8-75	4:00	35-45
A-State	4	04:27	Grupe 44 yd FG	7-48	2:03	38-45
GSU	4	2:05	Coates 2 yd run	4-75	2:22	38-52

TEAM STATISTICS		
	A-STATE	GSU
First Downs	22	39
Net Yards Rushing	115	340
Net Yards Passing	306	382
Passes Comp-Att-Int	22-34-2	29-41-0
Total Net Yards	421	722
Fumbles: Number-Lost	2-0	0-0
Penalties: Number-Yards	9-85	10-124
Possession Time	20:41	39:19
Third Down Conversions	4 of 12	7 of 14
Sacks By: Number-Yards	1-9	3-14

421 on the game as the home team had 382 yards in the air with another 340 coming from the ground. Arkansas State had 306 passing yards and 115 rushing.

The start of the second half somewhat mimicked the first, as Georgia State scored on its opening drive consisting of six plays that ended with a 10-yard rushing touchdown to take a 38-21 advantage over the Red Wolves.

Arkansas State responded with a four-yard touchdown pass as Hatcher connected with Bayless for the third time of the night to pull the Red Wolves within 38-28.

Bayless finished the night with a team-high 154 receiving yards on eight catches, while Merritt earned 84 yards on nine catches. Jonathan Adams carved up 48 yards for the Red Wolves on two catches.

Senor Logan Wescott recorded a career-high 13 tackles, while Junior Tajhea Chambers had nine stops. B.J Edmonds and Caleb Bonner each recorded eight tackles on the night.

ATLANTA, Ga. (10/5/19) – Arkansas State (3-3, 1-1) rallied from an early 21-0 deficit to pull within 38-35 in the second half, but it wasn't enough as the Red Wolves dropped a 52-38 contest to Georgia State (3-2, 0-1) at Georgia State Stadium.

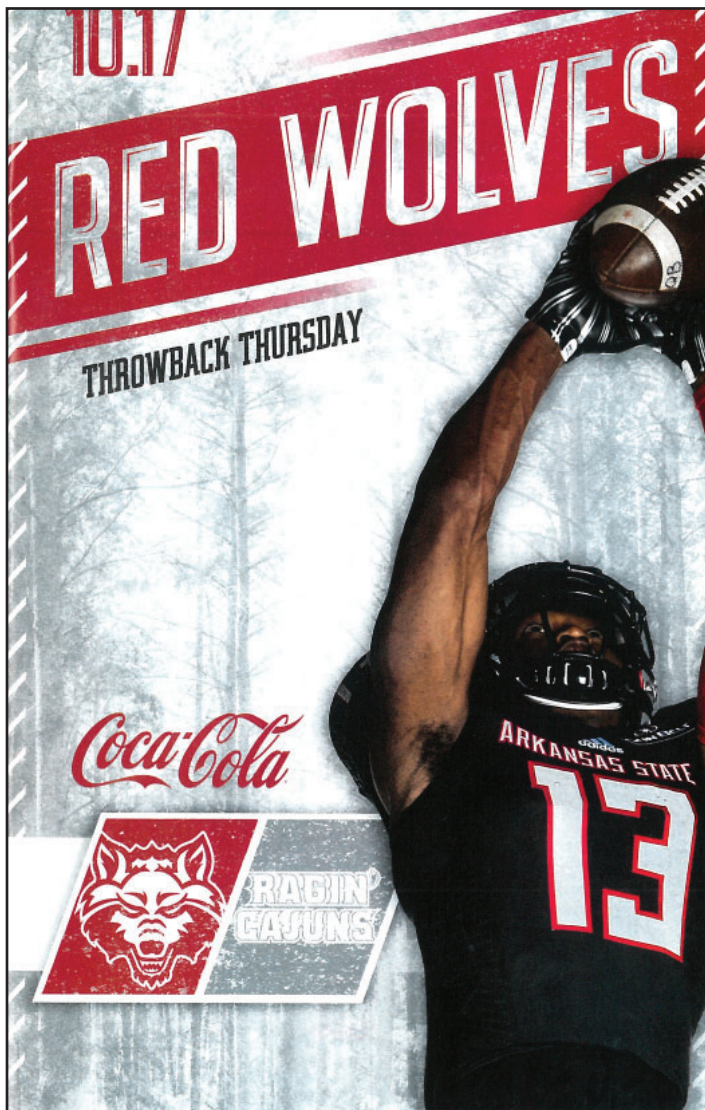
After 21 unanswered points by Georgia State, A-State was finally able to put points on the scoreboard after a 24-yard touchdown pass from Layne Hatcher to Kirk Merritt. The touchdown marked the sixth of Merritt's career which ties the 11th most in A-State history for a single season.

Hatcher once again led the Red Wolves on a three-play scoring drive, which ended in a 28-yard rushing touchdown by sophomore Marcel Murray, to close the scoring gap to 24-14. A Little Rock, Ark., native, Hatcher was 21-for-32 passing for 299 yards with four touchdowns, while Murray had six rushing attempts for a team-high 58 yards.

Georgia State outgained the Scarlet and Black 722-

GAME 7

Oct. 17, 2019 | Centennial Bank Stadium: 19,176 | ULL 37, A-State 20



JONESBORO, Ark. (10/17/19) – Despite a late push, Arkansas State dropped a hard-fought 37-20 decision to Louisiana on Thursday night at Centennial Bank Stadium.

The Red Wolves (3-4, 1-2 Sun Belt Conference) battled back from a two-touchdown halftime deficit to cut the deficit to four early in the fourth quarter, but the Ragin’ Cajuns (5-2, 2-1 SBC) utilized their stout running game to extend the lead and grab two more late scores to take the victory.

Marcel Murray posted a career day on the ground, rushing for 164 yards on 35 carries while Omar Bayless notched another strong receiving night with nine catches for 150 yards. Bayless’ performance gave him over 2,000 receiving yards in a career, making him the fifth all-time A-State player to accomplish the feat. He also broke the school record with his sixth 100-yard game of the year.

The Red Wolves opened up on their own 5-yard line after a kneel down instead of a fair catch call, but that did not matter as Layne Hatcher guided the offense on a methodical 12-play, 95-yard drive to put A-State on top early 7-0. Hatcher connected on five of his six passes on the drive and found Brandon Bowling in the back of the end zone for a 10-yard strike. The score marked the first career touchdown reception for Bowling. Murray churned out 21 yards on six carries on the ground, one of which extended the drive to set up the score two plays later.

With 11 seconds left in the first quarter, the Ragin’ Cajuns knotted up the game at 7-all when a one-yard run by Trey Ragas capped off a nine-play, 74-yard drive.

Hatcher again led A-State on a lengthy drive that stretched from the end of the first quarter until the nine-minute mark in the second, taking over six minutes on a 16-play, 71-yard drive. Blake Grupe closed out the drive with a 25-yard field goal to give the Red Wolves a 10-7 lead. Murray ran the ball eight

Score by Quarters	1	2	3	4	Score
Arkansas State	7	3	3	7	20
Louisiana	7	17	0	13	37

Team	Qtr	Time	Scoring Play	Plays-Yds	TOP	Score
A-State	1	10:13	Bowling 10 yd rec.	12-95	4:47	7-0
ULL	1	00:11	Ragas 1 yd run	9-74	3:13	7-7
A-State	2	09:00	Grupe 25 yd FG	16-71	6:06	10-7
ULL	2	05:12	Mitchell 11 yd run	9-74	3:43	10-14
ULL	2	02:35	Calais 80 yd run	1-80	0:11	10-21
ULL	2	00:06	Artigue 25 yd FG	12-56	1:33	10-24
A-State	3	04:29	Grupe 46 yd FG	9-42	3:32	13-24
A-State	4	11:35	Merritt 25 yd rec.	11-86	4:18	20-24
ULL	4	06:19	Mitchell 1 yd run	12-52	5:08	20-30
ULL	4	03:18	Calais 38 yd run	2-41	0:14	20-37

TEAM STATISTICS

	A-STATE	ULL
First Downs	27	26
Net Yards Rushing	170	315
Net Yards Passing	303	181
Passes Comp-Att-Int	23-34-1	17-25-1
Total Net Yards	473	496
Fumbles: Number-Lost	0-0	1-0
Penalties: Number-Yards	7-63	5-30
Possession Time	33:10	26:50
Third Down Conversions	9 of 19	7 of 12
Sacks By: Number-Yards	1-6	3-20

times for 28 yards, while Hatcher found Omar Bayless for a 15-yard connection early in the drive.

Louisiana took the lead on the ensuing drive, with Levi Lewis leading his offense on a nine-play drive capped off by an 11-yard rush by Elijah Mitchell to give the Cajuns a 14-10 lead. Mitchell rushed for 38 yards on just six attempts during the drive.

The Ragin’ Cajuns stretched that lead to two scores when Raymond Calais ripped off an 80-yard rush, followed by a 25-yard field goal by Stevie Artigue to make it 24-10 at the half.

On the opening drive of the second half, Louisiana threatened deep in A-State territory, but Jeremy Smith came up with a key interception of a Lewis pass to hand possession back to the Red Wolves on the 2-yard line. Murray then took the first five plays 35 yards on the ground, including a 19-yard scamper immediately following the change of possession.

Grupe added three more with 4:29 left in the third when he tacked on a 46-yard kick to make it 24-13.

The Red Wolves clawed to within four when Hatcher found Kirk Merritt on a reverse pass that started with Murray taking the snap. After Merritt took the handoff, he flipped it to Hatcher who connected with Merritt on an acrobatic grab in the front corner of the end zone. With 11:35 left in the game, Louisiana held just a 24-20 lead.

Louisiana responded on the next drive with a clock-consuming 12-play drive led by eight rushes by Mitchell, who capped off the scoring drive with his second touchdown of the night from one yard out. However, Artigue’s extra point shanked off the upright, putting the score at 30-20 in favor of the Ragin’ Cajuns.

The Red Wolves looked to score on the next drive, working close to mid-field, but a turnover on downs gave Louisiana prime field position just across the 50. Two plays later, Calais scampered 38 yards to add seven more to the deficit at 37-20 with 3:18 remaining.


After Hatcher found Bayless for catches of 17 and 49 yards that got the Red Wolves down to the Louisiana 6, Asjlin Washington picked off a Hatcher pass in the end zone to halt the A-State drive. The Ragin’ Cajuns went on to run out the clock and claim the victory.

On special teams, Cody Grace again shined in the punting game, averaging 49.2 yards per kick and sending two 50 or more yards, including one that traveled 75 yards. That marked the fifth-longest punt in school history and the longest by a Red Wolf since 1995.

Defensively, Darreon Jackson led the way with a game-high 15 total tackles, a new career high for the defensive back.

GAME 8

Oct. 26, 2019 | Centennial Bank Stadium: 21,343 | A-State 38, TX State 14



Score by Quarters	1	2	3	4	Score
Arkansas State	7	10	14	7	38
Texas State	0	14	0	0	14

Team	Qtr	Time	Scoring Play	Plays-Yds	TOP	Score
A-State	1	05:01	Bayless 13 yd rec.	18-99	7:22	7-0
A-State	2	14:53	Grupe 20 yd FG	4-(-1)	0:52	10-0
A-State	2	09:22	Jones 7 yd run	8-64	3:18	17-0
Texas State	2	07:06	Twyford 2 yd run	7-65	2:16	17-7
Texas State	2	01:58	White 6 yd rec.	7-64	2:10	17-14
A-State	3	10:31	Murray 13 yd run	1-13	0:07	24-14
A-State	3	04:19	Murray 16 yd run	1-16	0:09	31-14
A-State	4	13-66	Bayless 2 yd rec.	13-66	6:03	38-14

TEAM STATISTICS

	A-STATE	TEXAS STATE
First Downs	21	8
Net Yards Rushing	206	81
Net Yards Passing	158	146
Passes Comp-Att-Int	18-28-0	15-27-2
Total Net Yards	364	227
Fumbles: Number-Lost	3-0	1-1
Penalties: Number-Yards	5-45	6-55
Possession Time	37:20	22:40
Third Down Conversions	8 of 19	2 of 12
Sacks By: Number-Yards	2-15	4-23

The Bobcats looked to score on the game’s opening drive, traveling 74 yards all the way down to the A-State 1, but the Red Wolves’ defense held tough, forcing a turnover on downs when a pass from Vitt fell out of reach of Hutch White.

A-State then struck first on a methodical 18-play, 99-yard drive that took 7 minutes, 22 seconds off the clock, capped off by a 13-yard toss from Hatcher to Bayless that marked Bayless’ 11th touchdown of the season – breaking A-State’s single-season record for receiving touchdowns in a season.

The drive marked a season best for A-State, both in total plays and time of possession.

The Red Wolves added three more to open the second when Blake Grupe’s 20-yard field goal split the uprights, capping off a short drive that was set up by a fumble recovery deep in Texas State territory.

Jamal Jones stretched A-State’s lead out to 17-0 when he found the end zone from seven yards out, ending an eight-play, 64-yard drive with 9:22 left in the half. Jones rushed for a career-high 63 yards on 13 carries.

Midway through the second, Texas State put its first points on the board when Caleb Twyford crossed the goal line with a two-yard rushing score to make it 17-7 with 7:06 remaining in the half.

The Bobcats cut the deficit to one score with a six-yard strike from Vitt to White with 1:58 left in the half to make it 17-14 Red Wolves.

Marcel Murray added to A-State’s lead with 10:31 left in the third when he took a handoff from Hatcher 13 yards after Bayless blocked a Texas State punt deep in Bobcat territory. Murray led all players with 22 carries for 114 yards (5.2 yards per carry) and a pair of scores.

A 34-yard punt return by B.J. Edmonds to the Texas State 16 set up Murray’s second score of the night, this one on the very next play for a 16-yard touchdown to push the Red Wolves’ lead out to 31-14 with 4:19 left in the third.

Bayless hauled in a two-yard toss from Hatcher with 9:48 left in the game to cap off a 13-play, 66-yard drive, his second of the night and 12th of the season, to stretch A-State’s lead to 38-14.

JONESBORO, Ark. (10/26/19) – A strong defensive showing combined with another record-setting night by Omar Bayless propelled Arkansas State past Texas State in dominant fashion, with A-State scoring 21 second-half points in a 38-14 homecoming victory at Centennial Bank Stadium.

The Red Wolves (4-4, 2-2 SBC) claimed its fifth straight against the Bobcats (2-5, 1-2) with the win and improved to 6-1 in the series. A-State’s win was highlighted by its stout defensive performance that limited Texas State to 2-of-12 on third down. A-State allowed 227 yards of total offense, just 81 on the ground while coming up with three takeaways – two on interceptions by Nathan Page.

“I thought we came out with a great deal of energy to get the stop and then go 99 yards in 18,” head coach Blake Anderson said. “We were frustrated with the second quarter and I thought our energy level was down both on the field and on the sideline. We challenged them at halftime and came out in the third quarter and responded well. We played very well in all three phases and you could see guys out there enjoying playing tonight.”

Omar Bayless once again etched his name in the record book, hauling in a pair of touchdown passes from Layne Hatcher to give him 12 on the season and set the program record for single-season touchdown catches. Bayless led A-State with 77 yards on seven catches, with Hatcher connecting on 18 of 28 passes for 158 yards.

GAME 9

Nov. 2, 2019 | Malone Stadium: 15,327 | A-State 48, ULM 41



Score by Quarters	1	2	3	4	Score
Arkansas State	3	28	3	14	48
Louisiana-Monroe	14	14	6	7	41

Team	Qtr	Time	Scoring Play	Plays-Yds	TOP	Score
ULM	1	13:58	Evans 67 yd run	3-75	1:02	0-7
ULM	1	06:56	Johnson 6 yd run	1-6	0:06	0-14
A-State	1	00:41	Grupe 43 yd FG	8-54	2:27	3-14
ULM	2	14:18	McCray 34 yd rec.	4-75	1:23	3-21
A-State	2	13:50	Murray 57 yd run	2-75	0:28	10-21
A-State	2	07:28	Bayless 46 yd rec.	7-78	2:31	17-21
A-State	2	07:09	Murray 35 yd run	1-35	0:17	24-21
A-State	2	01:27	Merritt 23 yd rec.	4-47	1:15	31-21
ULM	2	00:03	Evans 16 yd run	9-65	1:24	31-28
A-State	3	09:29	Grupe 31 yd FG	12-61	5:31	34-28
ULM	3	04:20	Evans 23 yd run	5-42	1:56	34-34
A-State	4	12:58	Murray 6 yd run	6-36	2:02	41-34
A-State	4	07:26	Jones 8 yd run	7-73	3:39	48-34
ULM	4	02:21	Pederson 11 yd rec.	14-80	2:37	48-41

TEAM STATISTICS

	A-STATE	ULM
First Downs	21	21
Net Yards Rushing	207	233
Net Yards Passing	307	215
Passes Comp-Att-Int	21-28-1	24-38-0
Total Net Yards	514	448
Fumbles: Number-Lost	4-1	1-1
Penalties: Number-Yards	5-45	4-45
Possession Time	31:54	28:06
Third Down Conversions	5 of 15	6 of 17
Sacks By: Number-Yards	2-14	4-14

MONROE, La. (11/2/19) – A In an offensive shootout between Arkansas State and ULM, the Red Wolves erased a 21-3 deficit in the second quarter to claim a 48-41 victory at Malone Stadium.

A-State (4-4, 3-2 Sun Belt) outgained the Warhawks (3-5, 2-2 SBC) 514-448, as the Red Wolves produced 307 yards in the air and 207 on the ground.

The Warhawks took a 7-0 advantage on its opening drive after a 67-yard rushing touchdown by Jared Porter capped off a three-play 75-yard drive. ULM stretched its lead to two scores after it recovered an A-State fumbled punt return on its own six-yard line, leading to a six-yard touchdown run by the Warhawks to make the score 14-0.

Sophomore kicker Blake Grupe put up the first points for Arkansas State when he made a 43-yard field goal with 41 seconds left in the first quarter, cutting ULM’s lead to 14-3. However, the Warhawks struck again early in the second quarter on a 34-yard pass from Caleb Evans to Markis McCray to put them ahead 21-3 with 14:18 left in the second quarter.

The Red Wolves responded with 28 unanswered points over the next 13 minutes to go ahead 31-21 with 1:21 left before halftime. A-State began its march back from 18 points down with a 57-yard rushing touchdown, its longest running play of the year, by sophomore running back Marcel Murray. Senior wideout Omar Bayless broke the Sun Belt Conference single-season receiving touchdowns record with 7:28 remaining in the second quarter, hauling in a 46-yard pass from redshirt freshman quarterback Layne Hatcher to pull the Red Wolves within 21-17.

The Red Wolves gained even more momentum on the ensuing

kickoff as freshman Jeff Foreman recovered a fumble at the ULM 35-yard line. Murray found the end zone on the very next play to give the Red Wolves their first lead at 24-21 with 7:09 left in the half. Senior wideout Kirk Merritt would account for the last A-State touchdown during its 28-0 surge, posting a 23-yard score to give the Red Wolves a two-possession advantage at 31-21 just before halftime.

The Warhawks would strike last though, capping a nine-play, 65-yard drive that consumed just 1:24 with a 16-yard touchdown run by Evans. The touchdown came with just three seconds remaining on the clock, making the halftime score 31-28 in favor of the Red Wolves.

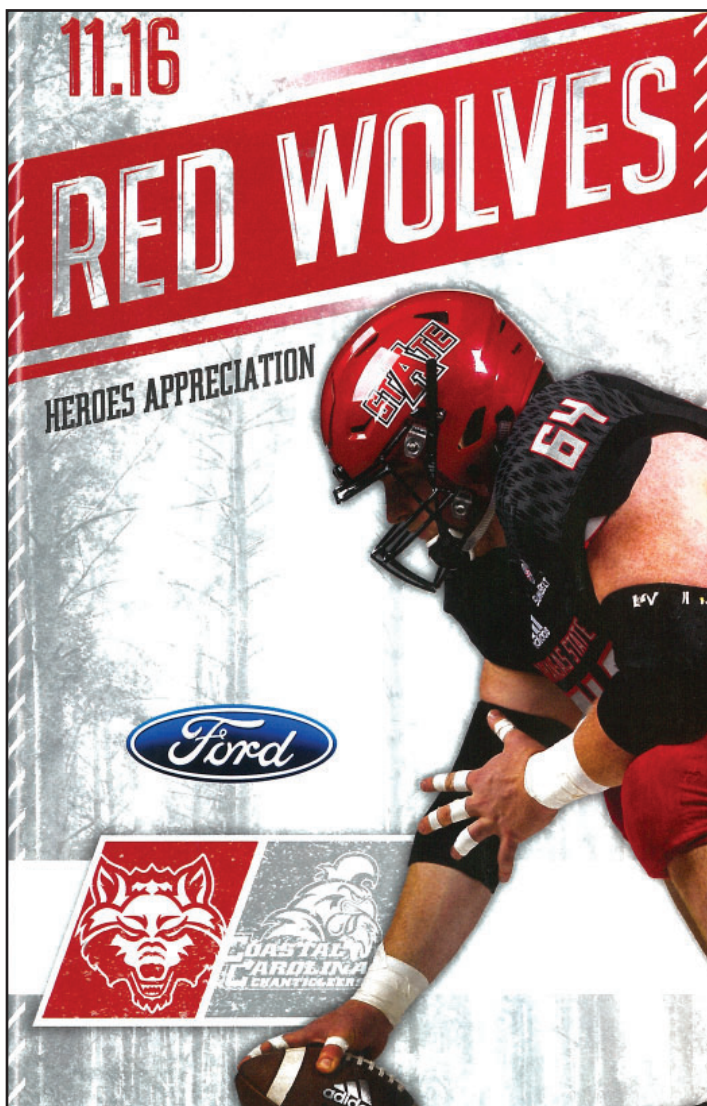
The second half began with a 12-play, 61-yard drive by A-State that ended with Grupe connecting on his second field goal of the day – a 31-yard attempt. The drive was extended thanks to a fake punt run by Cody Grace in A-State territory. Although, the Red Wolves drive stalled, the fake punt allowed A-State the opportunity to open the half with a score.

ULM’s first possession of the second half ended with a punt, but it bounced back with a touchdown after posting an interception on A-State’s next drive. Evans accounted for his third rushing touchdown, a 23-yard run, to tie the score at 34-34 with 4:20 left in the third quarter. The Warhawks extra point attempt bounced off the left upright to keep the score 34-34.

Hatcher then led the Red Wolves on a 6-play, 36-yard drive which ended in a 6-yard rushing touchdown by Murray as the Red Wolves took a 41-34 lead over the Warhawks. The Red Wolves extended its lead 48-34 after a 6-yard rushing touchdown by Jamal Jones.

GAME 10

Nov. 16, 2019 | Centennial Bank Stadium: 18,927 | A-State 28, CCU 27



JONESBORO, Ark. (11/16/19) – A well-executed two-minute drill followed by a last-minute defensive stop was what Arkansas State needed to claim a 28-27 comeback victory over Coastal Carolina to earn bowl eligibility for the ninth straight season.

Freshman quarterback Layne Hatcher led A-State (6-4, 4-2 SBC) on an 11-play, 76-yard drive to give his team the go-ahead score, while the defense stood tall on a fourth down and short situation to keep the Chanticleers (4-6, 1-5) from a chance at escaping with the win.

Hatcher completed 24 of his 35 passes for 305 yards and three scores through the air, while Marcel Murray rushed 12 times for 59 yards as he and Jamal Jones (5 rushes, 10 yards) were key down the stretch as the Red Wolves looked to extend drives. Omar Bayless led A-State with seven catches and 102 yards, while Kirk Merritt also grabbed seven balls for 70 yards and two scores, including the game-tying touchdown late in the game.

Defensively, Darreon Jackson led all players with 16 total tackles while Kevin Thurmon (11 tackles – 1 sack, 1.5 TFL) and William Bradley-King (8 tackles, 1 sack, 2 TFL) provided a strong presence up front that kept the CCU quarterbacks on their toes.

Coastal Carolina drove from its own 30 down to the A-State 13 on the game’s opening drive, converting a fourth down along the way. The Chanticleers looked to keep the drive going on 4th-and-1 with a rush up the middle by C.J. Marable, but the attempt was stuffed at the line by Noel Ivuchuwku to hand the Red Wolves the ball after the lengthy 13-play drive that lasted nearly eight minutes

After a Cody Grace punt placed the Chanticleers at their own 5-yard line, Tajhea Chambers forced a fumble that was recovered by Bradley-King at the CCU 7. Three plays later, A-State cashed in on the turnover, with Hatcher finding Merritt for the first score of the day with 4:07 to go in the opening quarter.

Coastal Carolina took the ball on their own 35 after Damon Foncham’s kickoff bounced out-of-bounds, driving all the way down to the Red Wolves’ 8-yard line in eight plays. On 3rd-and-7, an incomplete pass forced the Chanticleers to attempt a field goal, which Massimo Biscardi hit from 25 yards out to make it a 7-3 contest through 15 minutes.

The teams traded punts to open the second quarter before Jamal Jones coughed up a fumble that was recovered on the A-State 36. CCU could not get much going after a first down to the 28, with Biscardi knocking through a 45-yard kick to make it a one-point affair with 9:07 left in the half at 7-6.

Another Grace punt forced the Chanticleers to start deep in their territory, but Coastal

Score by Quarters	1	2	3	4	Score
Arkansas State	7	0	14	7	28
Coastal Carolina	3	10	0	14	27

Team	Qtr	Time	Scoring Play	Plays-Yds	TOP	Score
A-State	1	04:07	Merritt 7 yd rec.	3-7	0:45	7-0
CCU	1	01:21	Biscardi 25 yd FG	9-57	2:46	7-3
CCU	2	09:07	Biscardi 45 yd FG	7-10	2:37	7-6
CCU	2	03:59	Williams 31 yd rec.	8-90	3:37	7-13
A-State	3	08:43	Bonner 66 yd INT ret.	-	-	14-13
A-State	3	01:06	Bayless 7 yd rec.	8-60	2:50	21-13
CCU	4	05:59	Marable 1 yd run	5-16	2:56	21-19
CCU	4	02:31	Hairston 9 yd run	6-29	3:18	21-27
A-State	4	00:32	Merritt 21-yard rec.	11-76	1:53	28-27

TEAM STATISTICS

	A-STATE	CCU
First Downs	15	23
Net Yards Rushing	71	233
Net Yards Passing	297	179
Passes Comp-Att-Int	24-35-2	17-32-2
Total Net Yards	368	412
Fumbles: Number-Lost	3-3	1-1
Penalties: Number-Yards	14-108	7-50
Possession Time	18:47	41:13
Third Down Conversions	6 of 12	5 of 19
Sacks By: Number-Yards	2-9	2-8

Carolina found momentum and drove downfield in eight plays. Fred Payton capped off the drive by connecting with Jai Williams on a 31-yard strike to give CCU its first lead of the day at 13-7.

The Red Wolves drove down to the Coastal Carolina 31 on the opening drive of the second half, but the Chanticleers’ defense halted the scoring threat when Kameron Burton picked off a Hatcher pass.

Carpenter then led his offense into A-State territory, with Marable and Braden Pinson combining for a pair of first downs down to the Red Wolves’ 38. Then, defensive back Logan Wescott applied heavy pressure on Carpenter, forcing a tipped pass that was grabbed by Caleb Bonner and returned 66 yards for a pick six that gave A-State a 14-13 lead with 8:43 left in the third.

On CCU’s ensuing drive, the Chanticleers once again crossed midfield to the A-State 38. Facing 4th-and-1, the A-State defense came up big yet again, with Thurmon and Jackson teaming up to stop Pinson behind the line for another turnover on downs.

The Red Wolves once again took full advantage of the solid field position, collecting three straight first downs to reach the red zone on a 24-yard pass from Hatcher to Bayless, followed by an 11-yard rush by Murray and a 12-yard completion from Hatcher to Reed Tyler. The sophomore Tyler matched his career high with three catches and collected a career-best 61 yards receiving, including the longest reception of his career at 30 yards.

After an eight-yard completion to Jonathan Adams, Jr., put the Red Wolves in a 2nd-and-2 situation, Murray plunged forward to the 3-yard line for a first-and-goal opportunity. Two plays later, Hatcher evaded heavy pressure and found Bayless for a seven-yard strike to give A-State a 21-13 lead. That score marked the 14th of the season for Bayless.

On CCU’s first play from scrimmage following the kickoff, Jarius Reimonenq picked off a Payton pass at the Chanticleers’ 33. Hatcher immediately found Adams for a 13-yard completion to get the Red Wolves back into the red zone, followed by a six-yard Murray rush. A-State would not get much further than the CCU 14, as Coastal reclaimed possession on a turnover on downs.

The Chanticleers could not score on the next drive, with the Red Wolves forcing a punt after nine plays. On the following play, Derick Bush picked off an errant throw by Hatcher and returned it down to the A-State 16. A few plays later, Antonio Fletcher nabbed a pass at the 1, but a roughing-the-passer call negated the pick and gave the Chanticleers a fresh set of downs with goal to go.

Two plays later, Marable found the end zone from a yard out, but a two-point conversion attempt fell short to make it a 21-19 A-State lead with just under six minutes remaining. A-State then fumbled on the kickoff return, with Michael Makins recovering at the Red Wolves’ 29. The Chanticleers then turned to the ground game, with Marable and Carpenter working the ball down inside the 10. Jacqez Hairston then pushed across the goal line from nine yards out, followed by an inside rush by Carpenter on the two-point try to hand CCU a 27-21 lead.


Hatcher then fired a pair of passes to Bayless and Tyler to get the Red Wolves across midfield with under two minutes left after a pair of Murray rushes. A four-yard completion to Jamal Jones and a four-yard rush by Hatcher gave A-State a manageable 3rd and 2 at the CCU 36, when Jones moved the sticks with a four-yard run up the middle.

Another rush by Jones moved the Red Wolves down to the Coastal 21 on a third-down conversion. Then, Hatcher found Merritt with a 21-yard strike in the front of the end zone. Grupe nailed the PAT to give A-State a 28-27 lead with 32 seconds left.

Taking possession with 29 seconds left, the Chanticleers got a nine-yard run out of Marable to start the drive, but two incompletions by Carpenter had CCU facing 4th and 1 at its own 34. After a timeout, Marable was stopped at the line by Bradley-King and B.J. Edmonds to give the Red Wolves the ball to close out the night.

GAME 11

Nov. 23, 2019 | Centennial Bank Stadium: 18,319 | A-State 38, GSU 33



Score by Quarters	1	2	3	4	Score
Arkansas State	14	21	3	0	38
Georgia Southern	3	16	8	6	33

Team	Qtr	Time	Scoring Play	Plays-Yds	TOP	Score
GSU	1	09:19	Bass 26 yd FG	6-62	2:46	0-3
A-State	1	06:54	Adams 32 yd rec.	7-64	2:17	7-3
A-State	1	00:00	Adams 63 yd rec.	3-78	0:44	14-3
A-State	2	14:37	Bayless 32 yd rec.	1-32	0:06	21-3
GSU	2	06:19	Werts 10 yd run	10-63	06:19	21-10
A-State	2	07:57	Merritt 94 yd KO ret.	-	-	28-10
A-State	2	06:007	Merritt 27 yd rec.	1-27	0:07	35-10
GSU	2	02:34	Johnson III safety	-	-	35-12
GSU	2	00:52	Murray 11 yd rec.	8-58	1:41	35-19
A-State	3	09:43	Grupe 19 yd FG	11-65	4:04	38-19
GSU	3	06:51	Michaud 8 yd rec.	5-71	2:44	38-27
GSU	4	04:50	Michaud 25 yd rec.	8-73	4:10	38-33

TEAM STATISTICS

	A-STATE	GEORGIA SOUTHERN
First Downs	21	23
Net Yards Rushing	91	292
Net Yards Passing	354	182
Passes Comp-Att-Int	19-24-0	15-26-0
Total Net Yards	445	474
Fumbles: Number-Lost	2-1	1-1
Penalties: Number-Yards	7-80	7-60
Possession Time	22:37	37:19
Third Down Conversions	4 of 9	5 of 14
Sacks By: Number-Yards	6-23	4-19

Defensively, A-State tied a season-high with six sacks. Kevin Thurmon had three tackles for loss, including two sacks to lead the way for the Red Wolves. Darreon Jackson had 11 tackles, including three tackles for loss.

Despite Georgia Southern stopping on the Red Wolves on fourth down on their first possession, A-State scored twice in the first quarter with Hatcher finding Adams for both scores. Adams finished the first quarter with four catches and 132 yards, catching a 32-yard and 63-yard strike for touchdowns. The 63-yard reception was the final play of the first quarter giving the Red Wolves a 14-3 advantage.

B.J. Edmonds forced a fumble and the Red Wolves recovered at the Eagles 32-yard line. Hatcher connected with Bayless for a quick 32-yard pass and catch giving Bayless 15 touchdown receptions on the season. Georgia Southern scored a touchdown to make it 21-10, but Merritt returned the ensuing kickoff 94 yards for a touchdown, the first kickoff returned for a touchdown since Blaise Taylor against Louisiana Tech on Dec. 19, 2015.

The quick scores continued as the Red Wolves took over after a Georgia Southern punt and scored on the first play of the drive. Hatcher found Merritt for a 27-yard touchdown reception, the fourth-straight score on an A-State possession. For Hatcher, it was his fourth touchdown pass of the day to three different receivers and the Red Wolves led 35-10 with 6:07 to play before halftime.

Georgia Southern was stuffed on a fourth down inside the five-yard line, but forced a safety on A-State's ensuing possession and scored after the punt to set the halftime score of 35-19. After a 19-yard field goal by Blake Grupe, the Eagles continued to chip away at the Red Wolves lead completing an 8-yard touchdown pass and two-point conversion to make the score 38-27 with 6:51 remaining in the third quarter.

The Eagles trimmed the deficit to 38-33 with 4:50 to play. The Eagles drive was aided by three A-State penalties on third and long plays that resulted in automatic first downs. The Eagles drive covered 73 yards on eight plays, but penalty yardage accounted for 45 of those 73 yards. Following a missed field goal by A-State, Georgia Southern had a chance to take the lead with 1:29 to play. The Eagles drove inside A-State territory with under 50 seconds to play, but came up inches short on a fourth down as the A-State defense secured the victory.

JONESBORO, Ark. (11/23/19) – Layne Hatcher threw for four touchdowns in the first half to stake Arkansas State to a 35-10 lead and the Red Wolves defense held off a Georgia Southern rally in a 38-33 Senior Day victory at Centennial Bank Stadium.

A-State (7-4, 5-2 Sun Belt) finished with 445 yards of total offense with Hatcher throwing for 354 yards on 19-of-24 passing. Jamal Jones had 10 carries for 74 yards while Murray had 13 rushes for 37 yards as the Red Wolves had 91 yards on the ground. Georgia Southern (6-5, 4-3 Sun Belt) finished with 481 yards of offense, 299 yards rushing and 182 yards through the air.

“The victory formation is the best formation in football when you get a chance to get to it, but I wasn’t sure if we’d ever get there,” said A-State head coach Blake Anderson. “Georgia Southern has a good ball club and I knew it would take 60 minutes. When (Georgia Southern QB) Shai Werts starts improvising, that’s when you have to start holding your breath. He’s a great athlete and we knew it. We did a good job against their base offense all night, but when the play broke down, he improvised and showed his athleticism. We made adjustments and made tackles that got us out of the game.”

Jonathan Adams Jr. finished with a game-high seven catches for 158 yards and two touchdowns. Omar Bayless hauled in seven catches for 113 yards and a touchdown while Merritt had two catches for 41 yards and a touchdown. Bayless, the nation’s leading receiver, set a Sun Belt Conference single-season record for receiving yards with 1,375 yards through 11 games.

GAME 12

Nov. 29, 2019 | Ladd-Peebles Stadium: 16,319 | USA 34, A-State 30



Score by Quarters	1	2	3	4	Score
Arkansas State	7	0	10	13	30
Georgia Southern	14	0	6	14	34

Team	Qtr	Time	Scoring Play	Plays-Yds	TOP	Score
A-State	1	09:52	Bowling 5 yd rec.	5-49	1:36	7-0
USA	1	03:12	Tolbert 21 yd rec.	8-76	3:04	7-7
USA	1	00:00	Tolbert 30 yd rec.	5-76	2:00	7-14
A-State	3	10:50	Grupe 23 yd FG	9-63	2:52	10-14
USA	3	06:03	Minter 1 yd run	10-73	4:47	10-20
A-State	3	02:41	Bayless 10 yd rec.	8-75	3:22	17-20
USA	4	14:53	Tolbert 31 yd rec.	7-60	2:48	17-27
A-State	4	12:29	Hatcher 1 yd run	8-65	2:24	24-27
A-State	4	09:22	Grupe 40 yd FG	5-28	1:16	27-27
A-State	4	03:51	Grupe 20 yd FG	10-84	3:37	30-27
USA	4	01:18	Tolbert 26 yd rec.	9-61	2:33	30-34

TEAM STATISTICS

	A-STATE	SOUTH ALABAMA
First Downs	21	26
Net Yards Rushing	95	216
Net Yards Passing	342	279
Passes Comp-Att-Int	23-38-0	20-31-1
Total Net Yards	342	279
Fumbles: Number-Lost	3-1	1-1
Penalties: Number-Yards	4-20	10-87
Possession Time	28:40	31:20
Third Down Conversions	8 of 18	5 of 16
Sacks By: Number-Yards	1-10	3-14

South Alabama (2-10, 1-7) had 495 yards of offense, 216 on the ground and 279 through the air. A-State recorded three tackles for loss, including a sack by Tajhea Chambers. Logan Wescott led the Red Wolves with 10 tackles.

Following a Cody Grace punt downed at the South Alabama 1-yard line, A-State's defense force a three-and-out to for a Jaguars punt. The Red Wolves quickly took advantage of good field position as Hatcher connected with Brandon Bowling twice on a 49-yard drive to give A-State a 7-0 lead. Bowling hauled in a 23-yard reception on third down and a five-yard touchdown catch.

South Alabama scored twice to lead 14-7 at the half. Grupe converted the first of three field goals to make it 14-10 early in the second half, but the Jaguars scored on the ensuing possession. A-State blocked the extra point to keep the deficit at 20-10 with 6:03 to go in the third quarter.

Hatcher found one of his favorite targets as Bayless hauled in his 16th touchdown reception of the season, a 10-yard catch, to make it 20-17 at 2:41 in the third quarter. After a 60-yard scoring drive gave South Alabama a 10-point advantage once again, Hatcher rolled out on play-action and registered his first career rushing touchdown to cap an 8-play, 65-yard scoring drive.

Grupe tied the score at 27 as he split the uprights with a 40-yard field goal with 9:22 to play. A-State moved inside the five, but settled for a 20-yard field goal to take a 30-27 lead with 3:51 to play. The Jaguars marched down the field and grabbed a 34-30 lead with a 9-play, 61-yard drive leaving 1:16 on the clock. After a late hit out of bounds resulted in A-State starting on their 45-yard line, South Alabama sacked Hatcher and forced a fumble to ice the game.

MOBILE, Ala. (11/29/19) – Trailing by 10 points in the fourth quarter, Arkansas State rallied to take a lead, but South Alabama edged the Red Wolves 34-30 at Ladd-Peebles Stadium Friday in the regular season finale.

“It took us a little while to respond when this game got going,” said A-State head coach Blake Anderson. “We were frustrated on both sides early and struggled to get stops and they made some big throws. Fortunately, the guys battled back and made a game of it, but it’s tough to play here. We talked all week about how we were going to get their best game and that’s what we got. We came close, but we have to make plays when it matters.

“Short yardage, we were poor on offense. In the red zone, we were poor on offense. Defensively, we had some opportunities to get them off the field, but we missed some tackles in one on one. We lived dangerously and tonight it caught us. We had some other guys go down injury wise and we had to put some guys in positions where they played a lot more snaps than normal. We got exposed a little bit, but you have to give South Alabama credit because they made plays they had to make.”

A-State (7-5, 5-3) finished with 437 yards of offense, 342 of which came through the air. Layne Hatcher was 23-of-38 passing for 342 yards and two touchdowns. Kirk Merritt led A-State with nine catches for 121 yards while Omar Bayless had four catches, including a touchdown, for 98 yards. Jamal Jones led A-State with 61 yards on 16 carries.



The Automated ScoreBook

Arkansas State Combined Team Statistics (as of Nov 30, 2019)

All games



Date	Opponent	Score	Att.
Aug 31, 201	SMU	L 30-37	22076
Sep 07, 201	at UNLV	W 43-17	18742
Sep 14, 201	at #3 Georgia	L 0-55	92746
Sep 21, 201	SOUTHERN ILLINOIS	W 41-28	24176
* Sep 28, 201	at Troy	W 50-43	26437
* Oct 05, 201	at Georgia State	L 38-52	16109
* Oct 17, 201	LOUISIANA	L 20-37	19176
* Oct 26, 201	TEXAS STATE	W 38-14	21343
* Nov 02, 201	at ULM	W 48-41	15327
* Nov 16, 201	COASTAL CAROLINA	W 28-27	18927
* Nov 23, 201	GEORGIA SOUTHERN	W 38-33	18319
* Nov 29, 201	at South Alabama	L 30-34	16319

Record:	Overall	Home	Away	Neutral
All games	7-5	4-2	3-3	0-0
Conference	5-3	3-1	2-2	0-0
Non-Conference	2-2	1-1	1-1	0-0

Team Statistics	ASU	OPP
FIRST DOWNS	256	292
Rushing	88	122
Passing	146	144
Penalty	22	26
RUSHING YARDAGE	1522	2662
Rushing Attempts	419	523
Average Per Rush	3.6	5.1
Average Per Game	126.8	221.8
TDs Rushing	13	31
PASSING YARDAGE	3664	3105
Comp-Att-Int	271-417-10	258-422-10
Average Per Pass	8.8	7.4
Average Per Catch	13.5	12.0
Average Per Game	305.3	258.8
TDs Passing	33	22
TOTAL OFFENSE	5186	5767
Average Per Play	6.2	6.1
Average Per Game	432.2	480.6
KICK RETURNS: #-Yards	40-893	40-787
PUNT RETURNS: #-Yards	23-228	13-112
INT RETURNS: #-Yards	10-172	10-74
FUMBLES-LOST	23-10	12-7
PENALTIES-Yards	89-774	71-678
PUNTS-AVG	62-44.4	52-40.6
TIME OF POSSESSION/G	27:36	32:24
3RD-DOWN Conversions	66/174	68/179
4TH-DOWN Conversions	12/21	19/34

Rushing	g	att	gain	loss	net	avg	td	lg	avg/g
Murray, Marcel	1	153	806	24	782	5.1	6	57	78.2
Jones, Jamal	9	74	322	6	316	4.3	3	21	35.1
Azubuikue, I.	5	41	187	6	181	4.4	0	36	36.2
Graham, Ryan	4	23	137	3	134	5.8	2	37	33.5
Chatman, DJ	8	26	106	7	99	3.8	0	17	12.4
Grace, Cody	1	1	18	0	18	18.0	0	18	1.5
Merritt, Kirk	1	2	11	0	11	5.5	0	9	0.9
Hatcher, Layne	9	70	169	160	9	0.1	1	15	1.0
Total	1	419	1823	301	1522	3.6	13	57	126.8
Opponents	1	523	2930	268	2662	5.1	31	80	221.8

Passing	g	effic	comp	att	int	pct	yds	td	lg	avg/g
Hatcher, Layne	9	173.49	177	259	9	68.3	2553	23	92	283.7
Bonner, Logan	4	136.60	91	154	1	59.1	1052	10	89	263.0
Coats, Carson	2	79.40	1	2	0	50.0	7	0	7	3.5
Bayless, Omar	1	1410.80	1	1	0	100.	37	0	37	3.1
Grace, Cody	1	1226.00	1	1	0	100.	15	0	15	1.2
Total	1	1160.11	271	417	10	65.0	3664	33	92	305.3
Opponents	1	1135.41	258	422	10	61.1	3105	22	62	258.8

Receiving	g	no.	yds	avg	td	lg	avg/g
Bayless, Omar	1	84	1473	17.5	16	92	122.8
Merritt, Kirk	1	64	763	11.9	11	45	63.6
Adams, Jonathan	1	58	788	13.6	4	63	65.7
Bowling, B.	1	26	223	8.6	2	23	18.6
Murray, Marcel	1	10	73	7.3	0	24	7.3
Tyler, Reed	1	7	98	14.0	0	30	8.2
Jones, Jamal	9	6	30	5.0	0	10	3.3
Green, Dahu	4	5	86	17.2	0	35	21.5
Isaac, Javonis	1	4	58	14.5	0	36	5.8
Ogbebor, Bubba	8	2	11	5.5	0	7	1.4
Bonner, Logan	4	1	37	37.0	0	37	9.2
Graham, Ryan	4	1	13	13.0	0	13	3.2
Foreman, Jeff	9	1	8	8.0	0	8	0.9
Chatman, DJ	8	1	7	7.0	0	7	0.9
Azubuikue, I.	5	1	-4	-4.0	0	0	-0.8
Total	1	271	3664	13.5	33	92	305.3
Opponents	1	258	3105	12.0	22	62	258.8

Field Goals	fg	pct.	01-19	20-29	30-39	40-49	50-99	lg	blk
Grupe, Blake	17-20	85.0	2-2	5-5	5-5	5-7	0-1	46	0

Scoring	td	fg	PAT				dpx	saf	pts
			kick	rush	rcv	pass			
Grupe, Blake	-	17-20	49-50	-	-	-	-	100	
Bayless, Omar	16	-	-	-	-	-	-	96	
Merritt, Kirk	12	-	-	-	-	-	-	72	
Murray, Marcel	6	-	-	-	-	-	-	36	
Adams, Jonathan	4	-	-	-	-	-	-	24	
Jones, Jamal	3	-	-	-	-	-	-	18	
Graham, Ryan	2	-	-	-	-	-	-	12	
Bowling, B.	2	-	-	-	-	-	-	12	
Smith, Jeremy	1	-	-	-	-	-	-	6	
Bonner, Logan	1	-	-	-	-	-	-	6	
Wescott, Logan	1	-	-	-	-	-	-	6	
Bonner, Caleb	1	-	-	-	-	-	-	6	
Hatcher, Layne	1	-	-	-	-	-	-	6	
TEAM	-	-	-	-	-	-	1	2	
Chambers, T.	-	-	-	-	-	-	1	2	
Total	50	17-20	49-50	-	-	-	2	404	
Opponents	54	14-18	44-48	1-2	2	2-4	1	418	

Interceptions	no.	yds	avg	td	lg
Page, Nathan	2	0	0.0	0	0
Edmonds, B.J.	2	4	2.0	0	4
Smith, Jeremy	2	35	17.5	1	35
Reimonenq, J.	1	0	0.0	0	0
Chambers, T.	1	16	16.0	0	16
Jackson, Darreo	1	51	51.0	0	51
Bonner, Caleb	1	66	66.0	1	66

Punting	no.	yds	avg	lg	tb	fc	i2050+	blk	
Grace, Cody	62	275	44.4	75	5	21	24	22	0

Punt Returns	no.	yds	avg	td	lg
Edmonds, B.J.	21	227	10.8	0	34
Jones, Jamal	1	2	2.0	0	2
Bowling, B.	1	-1	-1.0	0	0
Total	23	228	9.9	0	34
Opponents	13	112	8.6	0	17

Kick Returns	no.	yds	avg	td	lg
Merritt, Kirk	12	354	29.5	1	94
Foreman, Jeff	10	253	25.3	0	50
Bowling, B.	6	76	12.7	0	25
Murray, Marcel	5	109	21.8	0	37
Johnson, Samy	3	44	14.7	0	24
Switzer, A.	1	12	12.0	0	12
Edmonds, B.J.	1	22	22.0	0	22
Azubuikue, I.	1	18	18.0	0	18
Chatman, DJ	1	5	5.0	0	0
Total	40	893	22.3	1	94
Opponents	40	787	19.7	1	98

All Purpose	g	rush	rcv	pr	kr	ir	total	avg/g
Bayless, Oma	12	0	1473	0	0	0	1473	122.8
Merritt, Kirk	12	11	763	0	354	0	1128	94.0
Murray, Marc	10	782	73	0	109	0	964	96.4
Adams, Jonat	12	0	788	0	0	0	788	65.7
Jones, Jamal	9	316	30	2	0	0	348	38.7
Bowling, B.	12	0	223	-1	76	0	298	24.8
Foreman, Jeff	9	0	8	0	253	0	261	29.0
Edmonds, B.J	12	0	0	227	22	4	253	21.1
Azubuikue, I.	5	181	-4	0	18	0	195	39.0
Graham, Rya	4	134	13	0	0	0	147	36.8
Total	12	1522	3664	228	893	172	6479	539.9

Score by Quarters	1st	2nd	3rd	4th	OT	Total
-------------------	-----	-----	-----	-----	----	-------



The Automated ScoreBook
Arkansas State Overall Team Statistics (as of Nov 30, 2019)
All games



Team Statistics	ASU	OPP
SCORING	404	418
Points Per Game	33.7	34.8
Points Off Turnovers	73	55
FIRST DOWNS	256	292
Rushing	88	122
Passing	146	144
Penalty	22	26
RUSHING YARDAGE	1522	2662
Yards gained rushing	1823	2930
Yards lost rushing	301	268
Rushing Attempts	419	523
Average Per Rush	3.6	5.1
Average Per Game	126.8	221.8
TDs Rushing	13	31
PASSING YARDAGE	3664	3105
Comp-Att-Int	271-417-10	258-422-10
Average Per Pass	8.8	7.4
Average Per Catch	13.5	12.0
Average Per Game	305.3	258.8
TDs Passing	33	22
TOTAL OFFENSE	5186	5767
Total Plays	836	945
Average Per Play	6.2	6.1
Average Per Game	432.2	480.6
KICK RETURNS: #-Yards	40-893	40-787
PUNT RETURNS: #-Yards	23-228	13-112
INT RETURNS: #-Yards	10-172	10-74
KICK RETURN AVERAGE	22.3	19.7
PUNT RETURN AVERAGE	9.9	8.6
INT RETURN AVERAGE	17.2	7.4
FUMBLES-LOST	23-10	12-7
PENALTIES-Yards	89-774	71-678
Average Per Game	64.5	56.5
PUNTS-Yards	62-2755	52-2112
Average Per Punt	44.4	40.6
Net punt average	41.0	35.5
KICKOFFS-Yards	80-3981	82-4588
Average Per Kick	49.8	56.0
Net kick average	37.1	37.7
TIME OF POSSESSION/Game	27:36	32:24
3RD-DOWN Conversions	66/174	68/179
3rd-Down Pct	38%	38%
4TH-DOWN Conversions	12/21	19/34
4th-Down Pct	57%	56%
SACKS BY-Yards	26-161	37-200
MISC YARDS	0	0
TOUCHDOWNS SCORED	50	54
FIELD GOALS-ATTEMPTS	17-20	14-18
ON-SIDE KICKS	0-0	0-0
RED-ZONE SCORES	(35-40) 88%	(43-56) 77%
RED-ZONE TOUCHDOWNS	(23-40) 57%	(32-56) 57%
PAT-ATTEMPTS	(49-50) 98%	(44-48) 92%
ATTENDANCE	124017	185680
Games/Avg Per Game	6/20670	6/30947
Neutral Site Games		0/0

Score by Quarters	1st	2nd	3rd	4th	OT	Total
Arkansas State	97	125	99	83	0	404
Opponents	88	153	82	95	0	418



The Automated ScoreBook
Arkansas State Overall Individual Statistics (as of Nov 30, 2019)
All games



Rushing	g	att	gain	loss	net	avg	td	lg	avg/g
Murray, Marcel	1	153	806	24	782	5.1	6	57	78.2
Jones, Jamal	9	74	322	6	316	4.3	3	21	35.1
Azubuike, I.	5	41	187	6	181	4.4	0	36	36.2
Graham, Ryan	4	23	137	3	134	5.8	2	37	33.5
Chatman, DJ	8	26	106	7	99	3.8	0	17	12.4
Grace, Cody	1	1	18	0	18	18.0	0	18	1.5
Merritt, Kirk	1	2	11	0	11	5.5	0	9	0.9
Hatcher, Layne	9	70	169	160	9	0.1	1	15	1.0
Clack, Coltin	2	1	0	0	0	0.0	0	0	0.0
Bonner, Logan	4	20	67	74	-7	-0.3	1	28	-1.8
TEAM	9	8	0	21	-21	-2.6	0	0	-2.3
Total	1	419	1823	301	1522	3.6	13	57	126.8
Opponents	1	523	2930	268	2662	5.1	31	80	221.8

Passing	g	effic	comp	att	in	pct	yds	td	lg	avg/g
Hatcher, Layne	9	173.49	177	259	9	68.3	2553	23	92	283.7
Bonner, Logan	4	136.60	91	154	1	59.1	1052	10	89	263.0
Coats, Carson	2	79.40	1	2	0	50.0	7	0	7	3.5
Bayless, Omar	1	1410.80	1	1	0	100.	37	0	37	3.1
Grace, Cody	1	226.00	1	1	0	100.	15	0	15	1.2
Total	1	1160.11	271	417	10	65.0	3664	33	92	305.3
Opponents	1	1135.41	258	422	10	61.1	3105	22	62	258.8

Receiving	g	no.	yds	avg	td	lg	avg/g
Bayless, Omar	1	84	1473	17.5	16	92	122.8
Merritt, Kirk	1	64	763	11.9	11	45	63.6
Adams, Jonathan	1	58	788	13.6	4	63	65.7
Bowling, B.	1	26	223	8.6	2	23	18.6
Murray, Marcel	1	10	73	7.3	0	24	7.3
Tyler, Reed	1	7	98	14.0	0	30	8.2
Jones, Jamal	9	6	30	5.0	0	10	3.3
Green, Dahu	4	5	86	17.2	0	35	21.5
Isaac, Javonis	1	4	58	14.5	0	36	5.8
Ogbebor, Bubba	8	2	11	5.5	0	7	1.4
Bonner, Logan	4	1	37	37.0	0	37	9.2
Graham, Ryan	4	1	13	13.0	0	13	3.2
Foreman, Jeff	9	1	8	8.0	0	8	0.9
Chatman, DJ	8	1	7	7.0	0	7	0.9
Azubuike, I.	5	1	-4	-4.0	0	0	-0.8
Total	1	271	3664	13.5	33	92	305.3
Opponents	1	258	3105	12.0	22	62	258.8

Punt Returns	no.	yds	avg	td	lg
Edmonds, B.J.	21	227	10.8	0	34
Bowling, B.	1	-1	-1.0	0	0
Jones, Jamal	1	2	2.0	0	2
Total	23	228	9.9	0	34
Opponents	13	112	8.6	0	17

Interceptions	no.	yds	avg	td	lg
Edmonds, B.J.	2	4	2.0	0	4
Smith, Jeremy	2	35	17.5	1	35
Page, Nathan	2	0	0.0	0	0
Chambers, T.	1	16	16.0	0	16
Bonner, Caleb	1	66	66.0	1	66
Jackson, Darreo	1	51	51.0	0	51
Reimoneng, J.	1	0	0.0	0	0
Total	10	172	17.2	2	66
Opponents	10	74	7.4	0	22

Kick Returns	no.	yds	avg	td	lg
Merritt, Kirk	12	354	29.5	1	94
Foreman, Jeff	10	253	25.3	0	50
Bowling, B.	6	76	12.7	0	25
Murray, Marcel	5	109	21.8	0	37
Johnson, Samy	3	44	14.7	0	24
Chatman, DJ	1	5	5.0	0	0
Switzer, A.	1	12	12.0	0	12
Edmonds, B.J.	1	22	22.0	0	22
Azubuike, I.	1	18	18.0	0	18
Total	40	893	22.3	1	94
Opponents	40	787	19.7	1	98

Fumble Returns	no.	yds	avg	td	lg
Wescott, Logan	1	40	40.0	1	40
Total	1	40	40.0	1	40
Opponents	2	3	1.5	0	6



The Automated ScoreBook
Arkansas State Overall Individual Statistics (as of Nov 30, 2019)
All games



Scoring	td	fg	PAT			dx	saf	pts
			kick	rush	rcv			
Grupe, Blake	-	17-20	49-50	-	-	-	-	100
Bayless, Omar	16	-	-	-	-	-	-	96
Merritt, Kirk	12	-	-	-	-	-	-	72
Murray, Marcel	6	-	-	-	-	-	-	36
Adams, Jonathan	4	-	-	-	-	-	-	24
Jones, Jamal	3	-	-	-	-	-	-	18
Bowling, B.	2	-	-	-	-	-	-	12
Graham, Ryan	2	-	-	-	-	-	-	12
Hatcher, Layne	1	-	-	-	-	-	-	6
Bonner, Logan	1	-	-	-	-	-	-	6
Bonner, Caleb	1	-	-	-	-	-	-	6
Smith, Jeremy	1	-	-	-	-	-	-	6
Wescott, Logan	1	-	-	-	-	-	-	6
Chambers, T.	-	-	-	-	-	-	1	2
TEAM	-	-	-	-	-	-	1	2
Total	50	17-20	49-50	-	-	-	2	404
Opponents	54	14-18	44-48	1-2	2	2-4	1	418

Total Offense	g	plays	rush	pass	total	avg/g
Hatcher, Layne	9	329	9	2553	2562	284.7
Bonner, Logan	4	174	-7	1052	1045	261.2
Murray, Marcel	10	153	782	0	782	78.2
Jones, Jamal	9	74	316	0	316	35.1
Azubuikwe, I.	5	41	181	0	181	36.2
Graham, Ryan	4	23	134	0	134	33.5
Chatman, DJ	8	26	99	0	99	12.4
Bayless, Omar	12	1	0	37	37	3.1
Grace, Cody	12	2	18	15	33	2.8
Merritt, Kirk	12	2	11	0	11	0.9
Coats, Carson	2	2	0	7	7	3.5
TEAM	9	8	-21	0	-21	-2.3
Total	12	836	1522	3664	5186	432.2
Opponents	12	945	2662	3105	5767	480.6

Field Goals	fg	pct.	01-19	20-29	30-39	40-49	50-99	lg	blk
Grupe, Blake	17-20	85.0	2-2	5-5	5-5	5-7	0-1	46	0
FG Sequence	Arkansas State								
SMU	-					(34),25,(29),(25)			
UNLV	(26),(38),(31)					(27)			
Georgia	50					(29),(41)			
Southern Illinois	(35),(43)					26			
Troy	(36),(19)					(20),(22),(22)			
Georgia State	(44)					(43),46			
Louisiana	(25),(46)					(25)			
Texas State	(20)					-			
ULM	(43),(31)					39			
Coastal Carolina	-					(25),(45)			
Georgia Southern	(19),47,47					(26)			
South Alabama	(23),(40),(20)					-			

Punting	no.	yds	avg	lg	tb	fc	i2050+	blk	
Grace, Cody	62	2754	44.4	75	5	21	24	22	0
Total	62	2754	44.4	75	5	21	24	22	0
Opponents	52	2114	40.6	71	2	22	13	6	2
Kickoffs	no.	yds	avg	tb	ob	retn	net	ydIn	
Foncham, Damon	61	3034	49.7	8	6				
Mattson, T.	18	898	49.9	1	2				
Grace, Cody	1	515	51.0	0	0				
Total	80	3984	49.8	9	8	19.7	37.1	27	
Opponents	82	4585	56.0	24	3	22.3	37.7	27	

Numbers in (parentheses) indicate field goal was made.



The Automated ScoreBook
Arkansas State Overall Individual Statistics (as of Nov 30, 2019)
All games



All Purpose	g	rush	rcv	pr	kr	ir	total	avg/g
Bayless, Om	12	0	1473	0	0	0	1473	122.8
Merritt, Kirk	12	11	763	0	354	0	1128	94.0
Murray, Marc	10	782	73	0	109	0	964	96.4
Adams, Jonat	12	0	788	0	0	0	788	65.7
Jones, Jamal	9	316	30	2	0	0	348	38.7
Bowling, B.	12	0	223	-1	76	0	298	24.8
Foreman, Jeff	9	0	8	0	253	0	261	29.0
Edmonds, B.	12	0	0	227	22	4	253	21.1
Azubiuke, I.	5	181	-4	0	18	0	195	39.0
Graham, Rya	4	134	13	0	0	0	147	36.8
Chatman, DJ	8	99	7	0	5	0	111	13.9
Tyler, Reed	12	0	98	0	0	0	98	8.2
Green, Dahu	4	0	86	0	0	0	86	21.5
Bonner, Cale	12	0	0	0	0	66	66	5.5
Isaac, Javoni	10	0	58	0	0	0	58	5.8
Jackson, Darr	11	0	0	0	0	51	51	4.6
Johnson, Sa	7	0	0	0	44	0	44	6.3
Smith, Jerem	12	0	0	0	0	35	35	2.9
Bonner, Loga	4	-7	37	0	0	0	30	7.5
Grace, Cody	12	18	0	0	0	0	18	1.5
Chambers, T.	12	0	0	0	0	16	16	1.3
Switzer, A.	8	0	0	0	12	0	12	1.5
Ogbebor, Bu	8	0	11	0	0	0	11	1.4
Hatcher, Lay	9	9	0	0	0	0	9	1.0
TEAM	9	-21	0	0	0	0	-21	-2.3
Total	12	1522	3664	228	893	172	64795	39.9
Opponents	12	2662	3105	112	787	74	67405	61.7



The Automated ScoreBook
Arkansas State Overall Defensive Statistics (as of Nov 30, 2019)
All games



#	Defensive Leaders	gp	Tackles				tfl/yds	Sacks	Pass defense			Fumbles		blkd	
			ua	a	tot	no-yds		int-yds	brup	qbh	rcv-yds	ff	kick	saf	
4A	Jackson, Darreo	11	64	43	107	7.0-19	1.0-5	1-51
3	Edmonds, B.J.	12	54	33	87	1.0-1	.	2-4	10	.	.	1	.	.	.
32	Chambers, T.	12	33	32	65	8.5-32	3.0-21	1-16	1	5	.	1	.	1	.
37	Wescott, Logan	12	39	21	60	5.5-27	2.0-16	.	2	2	2-40	.	1	.	.
22	Bonner, Caleb	12	34	23	57	5.5-10	.	1-66
14	Fletcher, A.	12	41	14	55	4.0-12	.	.	5	.	.	1	.	.	.
24	Smith, Jeremy	12	38	16	54	3.0-6	.	2-35	10
15	Thurmon, Kevin	11	29	24	53	7.5-29	4.5-22	.	1	1
7D	Bradley-King, W	12	30	16	46	13.5-61	8.5-48	.	.	6	2-0	3	1	.	.
2A	Page, Nathan	7	27	7	34	.	.	2-0	6
6	Reimonenq, J.	11	24	8	32	2.0-2	.	1-0	3	.	1-0	1	.	.	.
55	Donkor, Aaron	6	16	9	25	1.5-5
95	Carbonell, J.	12	11	14	25	1
31	Switzer, A.	8	16	7	23	3.0-7
92	Merrill, F.	6	6	15	21	4.5-26	3.5-23	.	1
1	Jacobs, Jerry	4	16	5	21	1.0-1	.	.	2
98	Brown, J.	8	14	6	20	2.0-11	1.0-7	1	.	.	.
36	Iwuchukwu, N.	11	9	4	13	1.0-5	.	.	.	1
51	Louis, Kirk	10	5	8	13
27	Medley, Demari	8	8	4	12
2	Davis, Kailon	9	5	4	9
20	Green, D.	12	6	2	8
97	Hampton, Terry	8	3	5	8	0.5-3	0.5-3
99	Adams, Tony	6	7	1	8
10	Alexander, E.	12	5	2	7
90	Ahoia, Tukua	7	5	1	6	3.0-12	1.0-9	.	.	.	1-0
5	Howard, Amir	12	3	3	6
26	Ellis-Brewer, T	12	4	.	4
82	Bowling, B.	12	4	.	4
45	Ayers, TW	11	3	.	3
7	Bayless, Omar	12	1	2	3	2	.
2C	Gamble, Jamari	11	2	1	3
1C	Johnson, Samy	7	1	2	3
17	Brown, Darveon	12	2	.	2
3A	Hatcher, Layne	9	2	.	2
34	Murray, Marcel	10	2	.	2
9	Adams, Jonathan	12	2	.	2
88	Foreman, Jeff	9	1	1	2	1-0
12	Bonner, Logan	4	1	.	1
23	Azubuike, I.	5	1	.	1
54	Hoz, Christian	1	1	.	1
44	Toki, Thomas	2	.	1	1
86	Deshazor, Leroy	3	.	1	1
60	Luebke, Wyatt	12	1	.	1	1.0-7	1.0-7
9A	Foncham, Damon	9	.	1	1
21	Jones, Jamal	9	1	.	1
TM	TEAM	9	1
	Total	12	577	336	913	75-276	26-161	10-172	41	16	7-40	8	4	2	
	Opponents	12	508	302	810	79-290	37-200	10-74	50	16	10-3	12	1	1	



The Automated ScoreBook
Arkansas State Passing Game-by-Game (as of Nov 30, 2019)
All games



#3A Hatcher, Layne	Comp	Att	Int	Pct	Yards	TD	Long	Sacked	Effic
Georgia	3	5	1	60.0	53	0	45	1-6	109.04
Troy	25	35	2	71.4	440	4	92	3-15	203.31
Georgia State	21	32	2	65.6	299	4	46	3-14	172.86
Louisiana	23	34	1	67.6	303	2	49	3-20	156.04
Texas State	18	28	0	64.3	158	2	26	4-23	135.26
ULM	21	28	1	75.0	307	2	46	4-14	183.53
Coastal Carolina	24	35	2	68.6	297	3	39	2-8	156.71
Georgia Southern	19	24	0	79.2	354	4	63	4-19	258.07
South Alabama	23	38	0	60.5	342	2	53	3-14	153.49
TOTALS	177	259	9	68.3	2553	23	92	27-133	173.49

#12 Bonner, Logan	Comp	Att	Int	Pct	Yards	TD	Long	Sacked	Effic
SMU	32	50	1	64.0	324	4	34	2-21	140.83
UNLV	22	37	0	59.5	284	2	71	0-0	141.77
Georgia	20	35	0	57.1	124	0	17	3-17	86.90
Southern Illinois	17	32	0	53.1	320	4	89	5-29	178.38
TOTALS	91	154	1	59.1	1052	10	89	10-67	136.60

#7 Bayless, Omar	Comp	Att	Int	Pct	Yards	TD	Long	Sacked	Effic
Southern Illinois	1	1	0	100.0	37	0	37	0-0	410.80
TOTALS	1	1	0	100.0	37	0	37	0-0	410.80

#41 Grace, Cody	Comp	Att	Int	Pct	Yards	TD	Long	Sacked	Effic
Troy	1	1	0	100.0	15	0	15	0-0	226.00
TOTALS	1	1	0	100.0	15	0	15	0-0	226.00

#1A Coats, Carson	Comp	Att	Int	Pct	Yards	TD	Long	Sacked	Effic
Georgia State	1	2	0	50.0	7	0	7	0-0	79.40
TOTALS	1	2	0	50.0	7	0	7	0-0	79.40



The Automated ScoreBook
Arkansas State Rushing/Receiving Game-by-Game (as of Nov 30, 2019)
All games



RUSHING	No-Yds/TD	SMU	UNLV	UGA	SIU	TROY	GSU	LA	TXST	ULM	CCU	GS	USA
Murray, Marcel RB	153-782/6	17-77/0	10-59/0	DNP	-	DNP	6-58/1	35-164/	22-114/	24-175/	12-59/0	13-37/0	14-39/0
Jones, Jamal RB	74-316/3	DNP	DNP	3-8/0	-	14-54/1	DNP	7-24/0	13-63/1	6-22/1	5-10/0	10-74/0	16-61/0
Azubuikwe, I. RB	41-181/0	DNP	11-25/0	6-15/0	15-88/0	4-8/0	5-45/0	DNP	DNP	DNP	DNP	DNP	DNP
Graham, Ryan RB	23-134/2	1--3/0	12-103/	7-14/0	3-20/1	DNP	DNP	DNP	DNP	DNP	DNP	DNP	DNP
Chatman, DJ RB	26-99/0	-	6-24/0	7-24/0	2-18/0	7-21/0	-	DNP	4-12/0	DNP	-	DNP	DNP
Grace, Cody P	1-18/0	-	-	-	-	-	-	-	-	1-18/0	-	-	-
Merritt, Kirk WR	2-11/0	-	-	-	-	-	1-9/0	-	-	-	-	-	1-2/0
Hatcher, Layne QB	70-9/1	DNP	DNP	2--1/0	DNP	9-20/0	10-3/0	6--16/0	12-21/0	11-3/0	4-4/0	8--18/0	8--7/1
Clack, Coltin QB	1-0/0	DNP	DNP	DNP	DNP	-	DNP	DNP	DNP	1-0/0	DNP	DNP	DNP
Bonner, Logan QB	20--7/1	6-16/0	4-3/1	3--17/0	7--9/0	DNP	DNP	DNP	DNP	DNP	DNP	DNP	DNP
TEAM	8--21/0	-	DNP	DNP	DNP	-	-	1--2/0	2--4/0	3--11/0	1--2/0	1--2/0	-

RECEIVING	No-Yds/TD	SMU	UNLV	UGA	SIU	TROY	GSU	LA	TXST	ULM	CCU	GS	USA
Bayless, Omar WR	84-1473/16	10-132/	6-149/1	7-54/0	3-141/1	10-213/	8-154/3	9-150/0	7-77/2	6-98/1	7-94/1	7-113/1	4-98/1
Adams, Jonathan WR	58-788/4	8-84/0	4-36/0	7-85/0	3-46/1	7-105/1	2-48/0	6-39/0	3-20/0	3-32/0	4-66/0	7-158/2	4-69/0
Merritt, Kirk WR	64-763/11	-	4-52/1	6-25/0	10-131/	6-104/2	9-84/1	2-28/1	3-40/0	6-67/1	7-70/2	2-41/1	9-121/0
Bowling, B. WR	26-223/2	12-92/0	5-40/0	-	1-2/0	1-15/0	1-6/0	1-10/1	2-9/0	-	-	1-21/0	2-28/1
Tyler, Reed TE	7-98/0	1-11/0	1-5/0	-	-	-	-	-	-	-	3-61/0	1-16/0	1-5/0
Green, Dahu WR	5-86/0	DNP	DNP	DNP	DNP	-	DNP	DNP	DNP	5-86/0	-	-	DNP
Murray, Marcel RB	10-73/0	1-5/0	1--5/0	DNP	-	DNP	1-7/0	3-38/0	2-7/0	1-24/0	1--3/0	-	-
Isaac, Javonis TE	4-58/0	DNP	DNP	-	-	-	-	1-36/0	-	-	1-5/0	-	2-17/0
Bonner, Logan QB	1-37/0	-	-	-	1-37/0	DNP	DNP	DNP	DNP	DNP	DNP	DNP	DNP
Jones, Jamal RB	6-30/0	DNP	DNP	-	-	1-10/0	DNP	1-2/0	1-5/0	-	1-4/0	1-5/0	1-4/0
Graham, Ryan RB	1-13/0	-	-	1-13/0	-	DNP	DNP	DNP	DNP	DNP	DNP	DNP	DNP
Ogbebor, Bubba WR	2-11/0	-	1-7/0	1-4/0	-	-	DNP	DNP	DNP	DNP	-	-	-
Foreman, Jeff WR	1-8/0	DNP	DNP	DNP	-	1-8/0	-	-	-	-	-	-	-
Chatman, DJ RB	1-7/0	-	-	-	-	-	1-7/0	DNP	-	DNP	-	DNP	DNP
Azubuikwe, I. RB	1--4/0	DNP	-	1--4/0	-	-	-	DNP	DNP	DNP	DNP	DNP	DNP



The Automated ScoreBook
Arkansas State Return Stats Game-by-Game (as of Nov 30, 2019)
All games



PUNT RETURNS	No-Yds	SMU	UNLV	UGA	SIU	TROY	GSU	LA	TXST	ULM	CCU	GS	USA
Edmonds, B.J.	21-227	1-13	3-47	1-8	-	-	3-46	1-2	3-35	4-27	1-10	-	4-39
Jones, Jamal	1-2	DNP	DNP	-	-	-	DNP	-	1-2	-	-	-	-
Bowling, B.	1--1	-	-	-	1--1	-	-	-	-	-	-	-	-

KICK RETURNS	No-Yds	SMU	UNLV	UGA	SIU	TROY	GSU	LA	TXST	ULM	CCU	GS	USA
Merritt, Kirk	12-354	-	-	-	1-23	1-13	-	-	3-85	-	5-110	2-123	-
Foreman, Jeff	10-253	DNP	DNP	DNP	1-50	2-24	3-98	2-33	-	-	-	-	2-48
Murray, Marcel	5-109	5-109	-	DNP	-	DNP	-	-	-	-	-	-	-
Bowling, B.	6-76	-	-	1-12	1-12	-	1-15	-	-	2-12	-	1-25	-
Johnson, Samy	3-44	DNP	DNP	DNP	DNP	DNP	-	3-44	-	-	-	-	-
Edmonds, B.J.	1-22	-	-	-	-	1-22	-	-	-	-	-	-	-
Azubuikwe, I.	1-18	DNP	1-18	-	-	-	-	DNP	DNP	DNP	DNP	DNP	DNP
Switzer, A.	1-12	1-12	-	DNP	DNP	DNP	DNP	-	-	-	-	-	-
Chatman, DJ	1-5	-	-	-	-	1-5	-	DNP	-	DNP	-	DNP	DNP

INT. RETURNS	No-Yds	SMU	UNLV	UGA	SIU	TROY	GSU	LA	TXST	ULM	CCU	GS	USA
Edmonds, B.J.	2-4	-	-	-	-	1-0	-	-	-	-	-	-	1-4
Smith, Jeremy	2-35	-	1-35	-	-	-	-	1-0	-	-	-	-	-
Page, Nathan	2-0	DNP	-	-	-	-	-	-	2-0	DNP	DNP	DNP	DNP
Jackson, Darreo	1-51	1-51	-	-	-	-	DNP	-	-	-	-	-	-
Bonner, Caleb	1-66	-	-	-	-	-	-	-	-	-	1-66	-	-
Chambers, T.	1-16	-	-	-	1-16	-	-	-	-	-	-	-	-
Reimonenq, J.	1-0	-	-	-	-	-	-	DNP	-	-	1-0	-	-

FUMBLE RETURNS	No-Yds	SMU	UNLV	UGA	SIU	TROY	GSU	LA	TXST	ULM	CCU	GS	USA
Wescott, Logan	1-40	-	-	-	-	1-40	-	-	-	-	-	-	-



The Automated ScoreBook
Arkansas State Tackle For Loss Game-by-Game (as of Nov 30, 2019)
All games



TACKLES FOR LOSS	UA-A	Total	SMU	UNLV	UGA	SIU	TROY	GSU	LA	TXST	ULM	CCU	GS	USA
Bradley-King, W DE	11-5	13.5	1.0-7	1.5-12	-	4.0-18	0.5-4	1.0-2	1.0-6	-	0.5-1	2.0-7	2.0-4	-
Chambers, T. LB	7-3	8.5	0.5-1	-	0.5-0	-	1.0-1	2.0-2	-	-	1.5-8	1.0-5	1.0-5	1.0-10
Thurmon, Kevin DL	6-3	7.5	-	1.5-11	-	-	DNP	-	-	1.0-4	0.5-1	1.5-5	3.0-8	-
Jackson, Darreo	3-8	7.0	0.5-0	0.5-4	0.5-1	-	0.5-3	DNP	-	-	1.5-2	0.5-1	3.0-8	-
Bonner, Caleb LB	4-3	5.5	-	1.0-1	-	-	0.5-2	0.5-1	-	1.0-1	0.5-1	1.0-1	-	1.0-3
Wescott, Logan	5-1	5.5	-	-	-	-	-	-	-	1.0-8	3.5-14	1.0-5	-	-
Merrill, F. DL	3-3	4.5	1.0-3	2.5-13	-	-	1.0-10	-	DNP	DNP	DNP	DNP	DNP	DNP
Fletcher, A.	4-0	4.0	-	1.0-2	-	-	1.0-3	-	-	-	1.0-4	-	-	1.0-3
Ahoia, Tukua DL	3-0	3.0	DNP	DNP	DNP	-	-	2.0-10	DNP	DNP	-	1.0-2	-	-
Smith, Jeremy CB	3-0	3.0	-	1.0-2	-	-	1.0-1	-	-	-	-	-	1.0-3	-
Switzer, A.	3-0	3.0	-	-	DNP	DNP	DNP	DNP	-	2.0-6	-	-	1.0-1	-
Brown, J. DE	2-0	2.0	1.0-4	-	DNP	DNP	DNP	-	DNP	1.0-7	-	-	-	-
Reimonenq, J. CB	2-0	2.0	-	-	-	-	-	-	DNP	-	-	-	2.0-2	-
Donkor, Aaron DE	1-1	1.5	-	-	-	1.0-3	-	0.5-2	DNP	DNP	DNP	DNP	DNP	DNP
Iwuchukwu, N. DE	1-0	1.0	-	-	-	1.0-5	-	-	DNP	-	-	-	-	-
Luebke, Wyatt	1-0	1.0	-	-	-	-	-	-	-	-	-	-	1.0-7	-
Jacobs, Jerry CB	1-0	1.0	1.0-1	-	-	DNP	DNP	DNP	DNP	DNP	DNP	-	DNP	DNP
Edmonds, B.J.	1-0	1.0	-	1.0-1	-	-	-	-	-	-	-	-	-	-
Hampton, Terry DL	0-1	0.5	DNP	-	-	-	0.5-3	-	-	-	DNP	-	DNP	DNP



The Automated ScoreBook
Arkansas State Sacks Game-by-Game (as of Nov 30, 2019)
All games



SACKS	UA-A	Total	SMU	UNLV	UGA	SIU	TROY	GSU	LA	TXST	ULM	CCU	GS	USA
Bradley-King, W DE	7-3	8.5	1.0-7	1.5-12	-	2.0-11	0.5-4	-	1.0-6	-	-	1.0-5	1.5-3	-
Thurmon, Kevin DL	4-1	4.5	-	1.5-11	-	-	DNP	-	-	-	-	1.0-4	2.0-7	-
Merrill, F. DL	2-3	3.5	-	2.5-13	-	-	1.0-10	-	DNP	DNP	DNP	DNP	DNP	DNP
Chambers, T. LB	3-0	3.0	-	-	-	-	-	-	-	-	1.0-6	-	1.0-5	1.0-10
Wescott, Logan	2-0	2.0	-	-	-	-	-	-	-	1.0-8	1.0-8	-	-	-
Brown, J. DE	1-0	1.0	-	-	DNP	DNP	DNP	-	DNP	1.0-7	-	-	-	-
Jackson, Darreo	0-2	1.0	-	0.5-4	-	-	-	DNP	-	-	-	-	0.5-1	-
Luebke, Wyatt	1-0	1.0	-	-	-	-	-	-	-	-	-	-	1.0-7	-
Ahoia, Tukua DL	1-0	1.0	DNP	DNP	DNP	-	-	1.0-9	DNP	DNP	-	-	-	-
Hampton, Terry DL	0-1	0.5	DNP	-	-	-	0.5-3	-	-	-	DNP	-	DNP	DNP



The Automated ScoreBook
Arkansas State Game Superlatives (as of Nov 30, 2019)
All games



INDIVIDUAL GAME HIGHS

Rushes	35	Murray, Marcel vs Louisiana (Oct 17, 2019)
Yards Rushing	175	Murray, Marcel at ULM (Nov 02, 2019)
TD Rushes	3	Murray, Marcel at ULM (Nov 02, 2019)
Long Rush	57	Murray, Marcel at ULM (Nov 02, 2019)
Pass attempts	50	Bonner, Logan vs SMU (Aug 31, 2019)
Pass completions	32	Bonner, Logan vs SMU (Aug 31, 2019)
Yards Passing	440	Hatcher, Layne at Troy (Sep 28, 2019)
TD Passes	4	Bonner, Logan vs SMU (Aug 31, 2019)
	4	Bonner, Logan vs Southern Illinois (Sep 21, 2019)
	4	Hatcher, Layne at Troy (Sep 28, 2019)
	4	Hatcher, Layne at Georgia State (Oct 05, 2019)
	4	Hatcher, Layne vs Georgia Southern (Nov 23, 2019)
Long Pass	92	Hatcher, Layne at Troy (Sep 28, 2019)
Receptions	12	Bowling, B. vs SMU (Aug 31, 2019)
Yards Receiving	213	Bayless, Omar at Troy (Sep 28, 2019)
TD Receptions	4	Bayless, Omar vs SMU (Aug 31, 2019)
Long Reception	92	Bayless, Omar at Troy (Sep 28, 2019)
Field Goals	3	Grupe, Blake at UNLV (Sep 07, 2019)
	3	Grupe, Blake at South Alabama (Nov 29, 2019)
Long Field Goal	46	Grupe, Blake vs Louisiana (Oct 17, 2019)
Punts	10	Grace, Cody at Georgia (Sep 14, 2019)
Punting Avg	50.8	Grace, Cody at South Alabama (Nov 29, 2019)
Long Punt	75	Grace, Cody vs Louisiana (Oct 17, 2019)
Punts inside 20	4	Grace, Cody at Georgia State (Oct 05, 2019)
Long Punt Return	34	Edmonds, B.J. vs Texas State (Oct 26, 2019)
Long Kickoff Return	94	Merritt, Kirk vs Georgia Southern (Nov 23, 2019)
Tackles	17	Jackson, Darreo at ULM (Nov 02, 2019)
Sacks	2.5	Merrill, F. at UNLV (Sep 07, 2019)
Tackles For Loss	4.0	Bradley-King, W vs Southern Illinois (Sep 21, 2019)
Interceptions	2	Page, Nathan vs Texas State (Oct 26, 2019)



The Automated ScoreBook
Arkansas State Game Superlatives (as of Nov 30, 2019)
All games



TEAM GAME HIGHS

Rushes	53	vs Texas State (Oct 26, 2019)
Yards Rushing	214	at UNLV (Sep 07, 2019)
Yards Per Rush	5.2	at Georgia State (Oct 05, 2019)
TD Rushes	4	at ULM (Nov 02, 2019)
Pass attempts	50	vs SMU (Aug 31, 2019)
Pass completions	32	vs SMU (Aug 31, 2019)
Yards Passing	455	at Troy (Sep 28, 2019)
Yards Per Pass	14.8	vs Georgia Southern (Nov 23, 2019)
TD Passes	4	vs SMU (Aug 31, 2019)
	4	vs Southern Illinois (Sep 21, 2019)
	4	at Troy (Sep 28, 2019)
	4	at Georgia State (Oct 05, 2019)
	4	vs Georgia Southern (Nov 23, 2019)
Total Plays	83	vs Louisiana (Oct 17, 2019)
Total Offense	558	at Troy (Sep 28, 2019)
Yards Per Play	8.0	at Troy (Sep 28, 2019)
Points	50	at Troy (Sep 28, 2019)
Sacks By	6	at UNLV (Sep 07, 2019)
	6	vs Georgia Southern (Nov 23, 2019)
First Downs	27	vs Louisiana (Oct 17, 2019)
Penalties	14	vs Coastal Carolina (Nov 16, 2019)
Penalty Yards	138	at Troy (Sep 28, 2019)
Turnovers	5	vs Coastal Carolina (Nov 16, 2019)
Interceptions By	2	vs Texas State (Oct 26, 2019)
	2	vs Coastal Carolina (Nov 16, 2019)
Punts	10	at Georgia (Sep 14, 2019)
Punting Avg	50.8	at South Alabama (Nov 29, 2019)
Long Punt	75	vs Louisiana (Oct 17, 2019)
Punts inside 20	4	at Georgia State (Oct 05, 2019)
Long Punt Return	34	vs Texas State (Oct 26, 2019)



The Automated ScoreBook
Arkansas State Game Superlatives (as of Nov 30, 2019)
All games



OPPONENT INDIVIDUAL GAME HIGHS

Rushes	28	Marable, CJ, vs Coastal Carolina (Nov 16, 2019)
Yards Rushing	168	WILLIAMS, C., at UNLV (Sep 07, 2019)
TD Rushes	3	JONES, Xavier, vs SMU (Aug 31, 2019)
	3	Coates, Destin, at Georgia State (Oct 05, 2019)
	3	Evans, Caleb, at ULM (Nov 02, 2019)
Long Rush	80	Calais, Raymond, vs Louisiana (Oct 17, 2019)
Pass attempts	58	Barker, Kaleb, at Troy (Sep 28, 2019)
Pass completions	34	Barker, Kaleb, at Troy (Sep 28, 2019)
Yards Passing	384	Barker, Kaleb, at Troy (Sep 28, 2019)
TD Passes	4	Barker, Kaleb, at Troy (Sep 28, 2019)
	4	Trotter,Desmond, at South Alabama (Nov 29, 2019)
Long Pass	62	Lyles, Kare, vs Southern Illinois (Sep 21, 2019)
Receptions	11	ROBERSON JR, Re, vs SMU (Aug 31, 2019)
Yards Receiving	180	ROBERSON JR, Re, vs SMU (Aug 31, 2019)
TD Receptions	4	Tolbert, Jalen, at South Alabama (Nov 29, 2019)
Long Reception	62	Cox, Avante, vs Southern Illinois (Sep 21, 2019)
Field Goals	3	ROBLEDO, Kevin, vs SMU (Aug 31, 2019)
	3	Sumpter, Tyler, at Troy (Sep 28, 2019)
Long Field Goal	45	Biscardi, M., vs Coastal Carolina (Nov 16, 2019)
Punts	7	HICKEN, Hayes, at UNLV (Sep 07, 2019)
	7	Porter, Jared, at ULM (Nov 02, 2019)
Punting Avg	51.0	Colquhoun, Jack, vs Southern Illinois (Sep 21, 2019)
Long Punt	71	HICKEN, Hayes, at UNLV (Sep 07, 2019)
Punts inside 20	3	Porter, Jared, at ULM (Nov 02, 2019)
Long Punt Return	17	Tyler Simmons, at Georgia (Sep 14, 2019)
Long Kickoff Return	98	SANDERS, CJ, vs SMU (Aug 31, 2019)
Tackles	14	Daniels,Nikolas, vs Texas State (Oct 26, 2019)
Sacks	2.0	Giegling, Luke, vs Southern Illinois (Sep 21, 2019)
	2.0	Higgins, Bennie, vs Louisiana (Oct 17, 2019)
	2.0	Davis,Ishmael, vs Texas State (Oct 26, 2019)
	2.0	Daniels,Nikolas, vs Texas State (Oct 26, 2019)
Tackles For Loss	4.0	SCOTT, Delontae, vs SMU (Aug 31, 2019)
Interceptions	1	NEWMAN, T., vs SMU (Aug 31, 2019)
	1	Lewis Cine, at Georgia (Sep 14, 2019)
	1	Sunderland, W., at Troy (Sep 28, 2019)
	1	Martial, C., at Troy (Sep 28, 2019)
	1	Gore, Tyler, at Georgia State (Oct 05, 2019)
	1	Ifedi, Jonathan, at Georgia State (Oct 05, 2019)
	1	Washington, Asj, vs Louisiana (Oct 17, 2019)
	1	Straughter, Cor, at ULM (Nov 02, 2019)
	1	Bush, D., vs Coastal Carolina (Nov 16, 2019)
	1	Burton, K., vs Coastal Carolina (Nov 16, 2019)



The Automated ScoreBook
Arkansas State Game Superlatives (as of Nov 30, 2019)
All games



OPPONENT TEAM GAME HIGHS

Rushes	58	at Georgia State (Oct 05, 2019)
	58	vs Coastal Carolina (Nov 16, 2019)
Yards Rushing	340	at Georgia State (Oct 05, 2019)
Yards Per Rush	8.1	at Georgia (Sep 14, 2019)
TD Rushes	6	at Georgia State (Oct 05, 2019)
Pass attempts	59	at Troy (Sep 28, 2019)
Pass completions	34	at Troy (Sep 28, 2019)
Yards Passing	388	at Georgia (Sep 14, 2019)
Yards Per Pass	11.8	at Georgia (Sep 14, 2019)
TD Passes	4	at Troy (Sep 28, 2019)
	4	at South Alabama (Nov 29, 2019)
Total Plays	99	at Georgia State (Oct 05, 2019)
Total Offense	722	at Georgia State (Oct 05, 2019)
Yards Per Play	9.9	at Georgia (Sep 14, 2019)
Points	55	at Georgia (Sep 14, 2019)
Sacks By	5	vs Southern Illinois (Sep 21, 2019)
First Downs	39	at Georgia State (Oct 05, 2019)
Penalties	10	at Georgia State (Oct 05, 2019)
	10	at South Alabama (Nov 29, 2019)
Penalty Yards	124	at Georgia State (Oct 05, 2019)
Turnovers	3	vs Texas State (Oct 26, 2019)
	3	vs Coastal Carolina (Nov 16, 2019)
Interceptions By	2	at Troy (Sep 28, 2019)
	2	at Georgia State (Oct 05, 2019)
	2	vs Coastal Carolina (Nov 16, 2019)
Punts	7	at UNLV (Sep 07, 2019)
	7	vs Texas State (Oct 26, 2019)
	7	at ULM (Nov 02, 2019)
Punting Avg	51.0	vs Southern Illinois (Sep 21, 2019)
Long Punt	71	at UNLV (Sep 07, 2019)
Punts inside 20	3	at ULM (Nov 02, 2019)
Long Punt Return	17	at Georgia (Sep 14, 2019)

NCAA Statistics

Arkansas St. - 2019-20 Football Ranking Summary thru games 12/07/2019

Statistic	National Rank	Conference Rank	Value	National Leader	Value	Conference Leader	Value
3rd Down Conversion Pct (130 ranked)	89	7	0.379	Ohio St.	0.570	Louisiana	0.481
3rd Down Conversion Pct Defense (130 ranked)	53	4	0.380	Kansas St.	0.259	Appalachian St.	0.314
4th Down Conversion Pct (130 ranked)	46	4	0.571	Coastal Carolina	0.793	Coastal Carolina	0.793
4th Down Conversion Pct Defense (130 ranked)	83	5	0.559	Florida	0.222	Louisiana	0.440
Blocked Kicks (61 ranked)	6	2	4	Houston	6	Appalachian St.	5
Blocked Kicks Allowed (129 ranked)	31	2	1	30 teams tied	0	Appalachian St.	0
Blocked Punts (20 ranked)	5	1	2	Houston	5	Arkansas St. Appalachian St.	2 2
Blocked Punts Allowed (128 ranked)	1	1	0	77 teams tied	0	7 teams tied	0
Completion Percentage (130 ranked)	20	1	0.650	LSU	0.763	Arkansas St.	0.650
Defensive TDs (47 ranked)	11	3	3	Illinois	6	Appalachian St.	5
Fewest Penalties (130 ranked)	108	8	89	Air Force	40	Georgia St.	51
Fewest Penalties Per Game (130 ranked)	115	9	7.42	Air Force	3.33	Georgia St.	4.25
Fewest Penalty Yards (130 ranked)	106	10	774	Rice	330	Ga. Southern	468
Fewest Penalty Yards Per Game (130 ranked)	110	10	64.50	Rice	27.50	Ga. Southern	39.00
First Downs Defense (130 ranked)	124	10	292	Clemson	161	Ga. Southern	223
First Downs Offense (130 ranked)	66	7	256	Ohio St.	369	Louisiana	333
Fumbles Lost (130 ranked)	98	7	10	Oregon St. San Diego St.	2 2	Appalachian St.	3
Fumbles Recovered (130 ranked)	66	6	7	Notre Dame	17	Ga. Southern	10
Kickoff Return Defense (130 ranked)	46	5	19.68	Akron	14.87	Louisiana	17.31
Kickoff Returns (130 ranked)	38	4	22.33	Kansas St.	29.81	Appalachian St.	24.43
Net Punting (130 ranked)	20	1	41.02	Kentucky	45.13	Arkansas St.	41.02
Passes Had Intercepted (130 ranked)	70	6	10	Ga. Southern	0	Ga. Southern	0
Passes Intercepted (127 ranked)	55	4	10	Fla. Atlantic	21	Appalachian St.	13
Passing Offense (130 ranked)	14	2	305.3	Washington St.	444.3	Troy	313.2
Passing Yards Allowed (130 ranked)	104	9	258.8	Clemson	138.5	Louisiana	193.8
Passing Yards per Completion (130 ranked)	27	1	13.52	Air Force	24.56	Arkansas St.	13.52
Punt Return Defense (130 ranked)	82	7	8.62	Minnesota	-0.75	Appalachian St.	3.65
Punt Returns (130 ranked)	40	3	9.91	Alabama	24.67	Coastal Carolina	15.25
Red Zone Defense (130 ranked)	26	2	0.768	Ohio St.	0.643	Louisiana	0.718
Red Zone Offense (130 ranked)	44	3	0.875	Navy	0.976	Appalachian St.	0.914
Rushing Defense (130 ranked)	122	9	222.4	Utah	70.3	Appalachian St.	136.2
Rushing Offense (130 ranked)	112	9	126.8	Navy	360.8	Louisiana	265.3
Sacks Allowed (130 ranked)	117	10	3.08	Air Force	0.33	Louisiana	1.15
Scoring Defense (130 ranked)	117	8	34.8	Clemson	10.6	Louisiana	19.9
Scoring Offense (130 ranked)	31	4	33.7	Ohio St.	48.7	Appalachian St.	39.4
Tackles for Loss Allowed (129 ranked)	97	9	6.58	Army West Point	3.00	Louisiana	3.46
Team Passing Efficiency (130 ranked)	14	1	160.11	Air Force	203.73	Arkansas St.	160.11
Team Passing Efficiency Defense (130 ranked)	74	3	135.41	Clemson	92.81	Appalachian St.	114.60
Team Sacks (130 ranked)	69	4	2.08	SMU	4.17	Troy	2.50
Team Tackles for Loss (130 ranked)	54	3	6.2	UCF	9.3	Ga. Southern	6.5
Time of Possession (130 ranked)	113	9	27:36	Wisconsin	35:26	Coastal Carolina	33:24
Total Defense (130 ranked)	127	9	481.2	Clemson	244.7	Appalachian St.	335.9
Total Offense (130 ranked)	44	6	432.2	LSU	554.4	Louisiana	501.3
Turnover Margin (128 ranked)	86	8	-0.25	Fla. Atlantic	1.54	Appalachian St.	0.92
Turnovers Gained (129 ranked)	61	4	17	Fla. Atlantic	31	Appalachian St.	21
Turnovers Lost (130 ranked)	91	8	20	Oregon St.	6	Appalachian St.	9
Winning Percentage (130 ranked)	44	3	0.583	LSU Ohio St. Clemson	1.000 1.000 1.000	Appalachian St.	0.923

Statistic	Player	National Rank	Conference Rank	Value	National Leader	Value	Conference Leader	Value
All Purpose (200 ranked)	Omar Bayless Marcel Murray Kirk Merritt	30 102 111	3 8 10	122.75 96.40 94.00	Chuba Hubbard, Oklahoma St.	180.08	Tra Minter, South Alabama	161.92
Blocked Kicks (1 ranked)	Omar Bayless	1	1	2	16 players tied	2	Omar Bayless, Arkansas St. Demetrius Taylor, Appalachian St.	2 2
Combined Kick Returns (200 ranked)	Kirk Merritt Jeff Foreman B.J. Edmonds	72 111 113	6 9 10	354 253 249	Isaiah Rodgers, Massachusetts	1,415	Tra Minter, South Alabama	677
Completion Percentage (110 ranked)	Layne Hatcher	11	1	0.683	Joe Burrow, LSU	0.779	Layne Hatcher, Arkansas St.	0.683
Completions Per Game (100 ranked)	Layne Hatcher	34	3	19.67	Anthony Gordon, Washington St.	38.75	Kaleb Barker, Troy	24.92
Field Goal Percentage (110 ranked)	Blake Grupe	17	1	0.850	Gabe Brkic, Oklahoma Jake Koehnke, Air Force	1.000 1.000	Blake Grupe, Arkansas St.	0.850
Field Goals Per Game (143 ranked)	Blake Grupe	27	1	1.42	Keith Duncan, Iowa	2.42	Tyler Bass, Ga. Southern Blake Grupe, Arkansas St.	1.42 1.42
Forced Fumbles (20 ranked)	William Bradley-King	20	1	0.25	Jake Hansen, Illinois	0.78	William Bradley-King, Arkansas St. Carlton Martial, Troy Brayden Matts, Coastal Carolina	0.25 0.25 0.25
Fumbles Recovered (27 ranked)	William Bradley-King Logan Wescott	27 27	2 2	2 2	4 players tied	4	Traveion Webster, La.-Monroe	3
Interceptions Per Game (131 ranked)					Meiko Dotson, Fla. Atlantic	0.8	Chandler Kryst, Coastal Carolina Corey Straughter, La.-Monroe	0.4 0.4
Kickoff Return TDs (10 ranked)	Kirk Merritt	10	1	1	Joshua Youngblood, Kansas St.	3	4 players tied	1
Kickoff Returns (69 ranked)					Joe Reed, Virginia	34.7	Raymond Calais, Louisiana	29.4
Passes Defended (28 ranked)					Luq Barcoo, San Diego St.	2.0	Corey Straughter, La.-Monroe	1.3
Passing Efficiency (110 ranked)	Layne Hatcher	8	1	173.5	Tua Tagovailoa, Alabama	206.9	Layne Hatcher, Arkansas St.	173.5
Passing TDs (159 ranked)	Layne Hatcher Logan Bonner	28 103	4 9	23 10	Joe Burrow, LSU	48	Kaleb Barker, Troy	30
Passing Yards (130 ranked)	Layne Hatcher Logan Bonner	58 127	5 10	2,553 1,052	Anthony Gordon, Washington St.	5,228	Kaleb Barker, Troy	3,628
Passing Yards Per Game (130 ranked)	Layne Hatcher	11	2	283.7	Anthony Gordon, Washington St.	435.7	Kaleb Barker, Troy	302.3
Passing Yards per Completion (110 ranked)	Layne Hatcher	10	1	14.42	Jalen Hurts, Oklahoma	16.37	Layne Hatcher, Arkansas St.	14.42
Points Responsible For (198 ranked)	Layne Hatcher Blake Grupe Omar Bayless	48 111 122	6 9 11	144 100 96	Joe Burrow, LSU Jalen Hurts, Oklahoma	308 308	Caleb Evans, La.-Monroe	200
Points Responsible For Per Game (200 ranked)	Layne Hatcher Blake Grupe Omar Bayless	17 117 126	3 10 11	16.0 8.3 8.0	Joe Burrow, LSU Jalen Hurts, Oklahoma	23.7 23.7	Caleb Evans, La.-Monroe	16.7
Punt Return TDs (3 ranked)					Jalen Reagor, TCU Avery Williams, Boise St.	2 2	D'Marco Jackson, Appalachian St. Wesley Kennedy III, Ga. Southern Ky'Jon Tyler, Coastal Carolina	1 1 1
Punt Returns (42 ranked)	B.J. Edmonds	13	1	10.8	Jaylen Waddle, Alabama	24.9	B.J. Edmonds, Arkansas St.	10.8
Punting (100 ranked)	Cody Grace	21	1	44.4	Max Duffy, Kentucky	48.6	Cody Grace, Arkansas St.	44.4
Receiving TDs (182 ranked)	Omar Bayless Kirk Merritt Jonathan Adams, Jr.	2 13 182	1 2 15	16 11 4	Ja'Marr Chase, LSU	18	Omar Bayless, Arkansas St.	16
Receiving Yards (200 ranked)	Omar Bayless Jonathan Adams, Jr. Kirk Merritt	2 76 85	1 4 5	1,473 788 763	Ja'Marr Chase, LSU	1,498	Omar Bayless, Arkansas St.	1,473
Receiving Yards Per Game (200 ranked)	Omar Bayless Jonathan Adams, Jr. Kirk Merritt	2 71 82	1 3 4	122.8 65.7 63.6	Ja'Marr Chase, LSU	124.8	Omar Bayless, Arkansas St.	122.8
Receptions Per Game (199 ranked)	Omar Bayless Kirk Merritt Jonathan Adams, Jr.	12 51 69	1 5 6	7.0 5.3 4.8	Devin Duvernay, Texas	8.6	Omar Bayless, Arkansas St.	7.0
Rush Yards Per Carry (166 ranked)	Marcel Murray	82	9	5.11	Travis Etienne, Clemson	8.24	Josh Johnson, La.-Monroe	6.46
Rushing TDs (171 ranked)	Marcel Murray	128	13	6	Levante Bellamy, Western Mich.	23	Darrynton Evans, Appalachian St.	17
Rushing Yards (200 ranked)	Marcel Murray	86	11	782	Chuba Hubbard, Oklahoma St.	1,936	Tra Barnett, Georgia St.	1,389
Rushing Yards Per Game (200 ranked)	Marcel Murray	57	7	78.2	Chuba Hubbard, Oklahoma St.	161.3	Tra Barnett, Georgia St.	115.8
Sacks (149 ranked)	William Bradley-King Kevin Thurmon	30 145	2 9	0.71 0.41	Chase Young, Ohio St.	1.50	Tarron Jackson, Coastal Carolina	0.83
Scoring (196 ranked)	Blake Grupe Omar Bayless Kirk Merritt	29 39 128	2 3 12	8.3 8.0 6.0	Jonathan Taylor, Wisconsin	12.0	Darrynton Evans, Appalachian St.	10.6
Solo Tackles (35 ranked)	Darreon Jackson	8	1	5.8	Evan Weaver, California	7.9	Darreon Jackson, Arkansas St.	5.8
Tackles For Loss (26 ranked)					Chase Young, Ohio St.	1.9	Carlton Martial, Troy	1.5
Total Interceptions (43 ranked)					Meiko Dotson, Fla. Atlantic	9	Shaun Jolly, Appalachian St. Chandler Kryst, Coastal Carolina Corey Straughter, La.-Monroe	5 5 5
Total Offense (200 ranked)	Layne Hatcher Marcel Murray	22 177	3 17	284.7 78.2	Anthony Gordon, Washington St.	435.0	Kaleb Barker, Troy	313.8
Total Points Scored (148 ranked)	Blake Grupe Omar Bayless Kirk Merritt	33 43 120	3 5 12	100 96 72	Jonathan Taylor, Wisconsin	156	Darrynton Evans, Appalachian St.	138

Total Tackles (497 ranked)	Darreon Jackson	16	3	9.7	Evan Weaver, California	14.4	Carlton Martial, Troy	10.5
	B.J. Edmonds	110	11	7.3				
	Tahjea Chambers	348	23	5.4				
	Logan Wescott	431	29	5.0				
	Kevin Thurmon	468	36	4.8				
Caleb Bonner	475	38	4.8					
Total Touchdowns (129 ranked)	Omar Bayless	16	2	16	Jonathan Taylor, Wisconsin	26	Darrynton Evans, Appalachian St.	23
	Kirk Merritt	39	5	12				
Yards per Pass Attempt (110 ranked)	Layne Hatcher	6	1	9.86	Jalen Hurts, Oklahoma	11.76	Layne Hatcher, Arkansas St.	9.86
Yards per Reception (200 ranked)	Omar Bayless	42	3	17.54	Geraud Sanders, Air Force	25.38	Jalen Tolbert, South Alabama	19.30
	Jonathan Adams, Jr.	172	8	13.59				

34 DARREON JACKSON
DEFENSIVE BACK

41 CODY GRACE
PUNTER

7 WILLIAM BRADLEY-KING
DEFENSIVE END

13 KIRK MERRITT
WIDE RECEIVER

25 BLAKE GRUPE
PLACE KICKER

7 OMAR BAYLESS
WIDE RECEIVER

1ST TEAM

15 KEVIN THURMON
DEFENSIVE LINE

3 B.J. EDMONDS
DEFENSIVE BACK

2ND TEAM

9 JONATHAN ADAMS
WIDE RECEIVER

64 JACOB STILL
CENTER

34 TAJHEA CHAMBERS
LINEBACKER

79 JARRETT HORST
OFFENSIVE LINE

3RD TEAM

74 ANDRE HARRIS JR.
OFFENSIVE LINE

22 CALEB BONNER
LINEBACKER

34 MARCEL MURRAY
RUNNING BACK

70 IVORY SCOTT
OFFENSIVE LINE

HONORABLE MENTION



SUN BELT™

ALL-SUN BELT CONFERENCE

PLAYER OF THE YEAR: Omar Bayless
FRESHMAN OF THE YEAR: Layne Hatcher
1st Team: Omar Bayless | William Bradley-King | Cody Grace | Blake Grupe | Darreon Jackson | Kirk Merritt
2nd Team: BJ Edmonds | Kevin Thurmon
3rd Team: Jonathan Adams | Tajhea Chambers | Jarrett Horst | Jacob Still
HM: Caleb Bonner | Andre Harris Jr. | Marcel Murray | Ivory Scott

OMAR BAYLESS

SUN BELT CONFERENCE

PLAYER OF THE YEAR

THE NATION'S BEST WIDE RECEIVER

LAYNE HATCHER

SUN BELT CONFERENCE

FRESHMAN OF THE YEAR



2019 ARKANSAS STATE FOOTBALL

AUGUST 31	SMU (ESPN+)	L, 30-37
September 7	at UNLV (Facebook).....	W, 43-17
September 14	at No. 3 Georgia (ESPN2).....	L, 0-55
SEPTEMBER 21	SOUTHERN ILLINOIS (ESPN3)	W, 41-28
September 28	at Troy* (ESPN+).....	W, 50-43
October 5.....	at Georgia State* (ESPN+)	L, 38-52
OCTOBER 17	LOUISIANA* (ESPNU)	L, 20-37
OCTOBER 26	TEXAS STATE* (ESPN+)	W, 38-14
November 2.....	at ULM* (ESPNU).....	W, 48-41
NOVEMBER 16	COASTAL CAROLINA* (ESPN+)	W, 28-27
NOVEMBER 23	GEORGIA SOUTHERN* (ESPN+)	W, 38-33
November 29.....	at South Alabama* (ESPN+)	L, 30-34
December 21	vs Florida International^ (ESPN).....	4:30 p.m.

*Sun Belt Conference game ^Camellia Bowl

All Times Central