

CAMELLIA BOWL

FIU PANTHERS VS. ARKANSAS STATE RED WOLVES

SATURDAY, DECEMBER 21 | MONTGOMERY, ALABAMA



2019 Football Game Notes: FIU vs. Arkansas State





GAME 13

VS ARKANSAS STATE

Saturday, December 21 • 4:30 pm CT/5:30 pm ET
Cramton Bowl • Montgomery, Alabama • ESPN

RECORD	
OVERALL RECORD:	6-6
C-USA RECORD:	3-5
NON-CONFERENCE:	3-1
HOME:	6-1
AWAY:	0-5
NEUTRAL:	0-0

2019 STAT BREAKDOWN

2019 STAT BREAKDOWN	
	
FIU PANTHERS	ARKANSAS STATE RED WOLVES
Head Coach:Butch Davis	Head Coach:Blake Anderson
2019 Record:6-6	2019 Record:7-5
Conference Record:3-5 (C-USA)	Conference Record:5-3 (SBC)
Record at FIU (Years):23-14 (3)	Record at ASU (Years):46-29 (6)
Overall Record (Years):102-58 (13)	Overall Record (Years):Same

2019 SCHEDULE

Date	Opponent	TV/Online	Result
8.29	at Tulane	ESPN3	L/14-42
9.7	WKU*	ESPN+	L/14-20
9.14	NEW HAMPSHIRE	ESPN+	W/30-17
9.20	at Louisiana Tech*	CBSSN	L/31-43
10.5	UMASS	ESPN3	W/44-0
10.12	CHARLOTTE*	ESPN+	W/48-23
10.19	UTEP*	ESPN+	W/32-17
10.26	at Middle Tennessee*	NFL Network	L/17-50
11.2	OLD DOMINION*	ESPN+	W/24-17
11.9	at Florida Atlantic*	Stadium	L, 7-37
11.23	MIAMI^	CBSSN	W/30-24
11.30	at Marshall*	CBSSN	L/27-30 (OT)
12.21	vs. Ark. State	ESPN	4:30/5:30 pm

HERE'S A THING OR TWO... OR THREE

WORTH NOTING

>> FIU is going bowling for a school-record third straight year.

>> Overall, this will be just the fifth bowl appearance for FIU in program history.

>> Head Coach Butch Davis has now taken three different teams to three straight bowl games. Davis and Alabama's Nick Saban are the only two active FBS coaches to do so.

FROM THE FIELD

>> James Morgan is just four TD passes shy of breaking FIU's record for most touchdown passes for a career (42).

>> FIU's offensive line has allowed 14 sacks this season, which is tied for eighth-lowest in the nation.

>> FIU's pass defense ranks sixth in the nation, after allowing just 178.5 yards per game. FIU has held three foes under 100 yards this year.

INSIDE THE SERIES

>> The Camellia Bowl match-up will mark the ninth meeting between FIU and Arkansas State and the first since the Panthers were members in the Sun Belt Conference.

>> The Red Wolves lead the all-time series over the Panthers, 6-2.

>> The two squads last met on Oct. 4, 2012 in Miami. Arkansas State won, 34-20.


*Conference USA Game
^ Game to be played at Marlins Park
All Home Games 1-6 Played at Riccardo Silva Stadium
All Times Eastern and Subject to Change

C-USA BOWLS

- Friday, December 20**
Buffalo vs Charlotte (ESPN, 2 p.m. ET) [Bahamas Bowl]
- Saturday, December 21**
SMU vs FAU (ABC, 4:30 p.m. ET) [Boca Raton Bowl]
Arkansas State vs FIU (ESPN, 5:30 p.m. ET) [Camellia Bowl]
Appalachian State vs UAB (9 p.m. ET) [New Orleans Bowl]
- Monday, December 23**
UCF vs Marshall (2:30 p.m. ET) [Gasparilla Bowl]
- Thursday, December 26**
Miami (FL) vs La Tech (4 p.m. ET) [Independence Bowl]
- Monday, December 30**
WMU vs WKU (12:30 p.m. ET) [First Responder Bowl]
- Saturday, January 4**
Tulane vs USM (11:30 p.m. ET) [Armed Forces Bowl]


EXPERIENCE THE ACTION

>> TV/STREAM




The Camellia Bowl will be broadcast live on ESPN with Taylor Zarzour (PXP), Matt Stinchcomb (analyst) and Alyssa Lang (sideline) calling the game.

>> RADIO




The Camellia Bowl will also be aired on 790 AM The Ticket with "Voice of the Panthers" AJ Ricketts and Kenny Kelly on the call.

>> LIVE STATS



Visit FIUSports.com for up to date links on how to follow the contest via live stats online.

>> SOCIAL MEDIA



@FIUFootball | @FIUathletics
@FIU.Football | @FIUathletics
@FIUFootball | @FIUathletics

REFER AS FIU PANTHERS

Florida International University has a long and storied history across its 18 Division I NCAA programs. We respectfully ask that you refer to our University's athletic programs as the **FIU Panthers**.

Please refrain from using any of the following variations:
Florida International Fla Int'l Golden Panthers

CAMELLIA BOWL WEEK

17 TUESDAY
Travel to Montgomery

Joint Press Conference
FIU Coach Davis & ASU Coach Anderson - 5:30 PM CT - Union Station Visitor Center

18 WEDNESDAY
Practice
TBA TIME

Early National Signing Day

FIU BBQ Dinner
5:30 PM CT - Riverwalk Stadium

19 THURSDAY
Practice
TBA TIME

Rosa Parks Museum Tour
10:00 AM CT

FIU Bowling & Dinner
5:30 PM CT - Bama Lanes

20 FRIDAY
Walk-Through Practice
TBA TIME

FIU Press Conference
Coach Davis & 2 Players

FIU Pep Rally
5:00 PM CT - Union Station

21 SATURDAY
FIU Pep Rally
1:30 PM CT - Patterson Field

FIU vs. Arkansas State
4:35 PM CT kickoff - ESPN

QUICK FACTS

UNIVERSITY INFORMATION

Location:.....Miami, Florida
 Founded/Opened:.....1965/1972
 Enrollment:.....54,000
 Nickname:.....Panthers
 Mascot Name:.....Roary
 School Colors:.....Blue (PMS 282) & Gold (PMS 871)
 Conference:.....Conference USA
 School President:.....Dr. Mark B. Rosenberg
 Director of Sports & Entertainment:.....Pete Garcia
 Team Twitter:.....@FIUFootball
 Athletics Twitter:.....@FIUAthletics
 Website:.....FIUSports.com
 Conference Website:.....ConferenceUSA.com

FIU FOOTBALL HISTORY

First Year of Football:.....2002
 All-Time Record:.....63-131 (17 Years)
 # - All-Time On-Field Record:.....73-131 (17 Years)
 All-Time C-USA Record:.....22-26 (6 Years)
 All-Time Sun Belt Record:.....20-37 (8 years)
 All-Time Home Record:.....45-54 (17 Years)
 All-Time Road Record:.....26-74 (17 Years)
 Versus AP Top 25:.....0-8
 Bowl Appearances:.....5 (2010-11, 2017-19)
 Bowl Record:.....2-2
 Most Wins in Single-Season:.....9 (2018)
 NFL Draft Picks:.....10
 # - Wins in 2003 (2-10), 2004 (3-7) and 2005 (4-6, 3-4 SBC) were vacated.

STADIUM INFORMATION

Venue Name:.....Riccardo Silva Stadium (20,000)
 Surface:.....Field Turf
 First Year:.....2008
 First Game at Site:.....vs. UCF (Sept. 20, 2008)
 Largest Crowd:.....22,682 vs. Duke (Oct. 1, 2011)
 Ticket Office Phone:.....(305) FIU-GAME (348-4263)

THE PANTHERS IN 2019

2018 Record:.....9-4
 C-USA Record/Finish:.....6-2/2nd (East)
 Last Bowl Appearance:.....2018 Bahamas Bowl
 Basic Offense:.....Pro Set
 Basic Defense:.....Multiple 4-3
 Returning Letterwinners:.....52/21
 Starters Returning/Lost:.....17/9
 Offense:.....8/3
 Defense:.....6/5
 Special Teams:.....3/1



2019 SCHEDULE

Date	Opponent	Time (ET)	TV
Thursday, Aug. 29	at Tulane	8:00 p.m.	ESPN3
Saturday, Sept. 7	WKU*	7:00 p.m.	ESPN+
Saturday, Sept. 14	NEW HAMPSHIRE	7:00 p.m.	ESPN3
Friday, Sept. 20	at Louisiana Tech*	8:00 p.m.	CBS Sports Network
Saturday, Oct. 5	UMASS	7:00 p.m.	ESPN3
Saturday, Oct. 12	CHARLOTTE*	7:00 p.m.	ESPN+
Saturday, Oct. 19	UTEP*	7:00 p.m.	ESPN+
Saturday, Oct. 26	at Middle Tennessee*	3:30 p.m.	NFL Network
Saturday, Nov. 2	OLD DOMINION*	12:00 p.m.	ESPN+
Saturday, Nov. 9	at Florida Atlantic*	6:00 p.m.	Stadium
Saturday, Nov. 23	MIAMI (Fla.)^	7:00 p.m.	CBS Sports Network
Saturday, Nov. 30	at Marshall*	12:00 p.m.	CBS Sports Network
Saturday, Dec. 21	vs. Arkansas State	5:30 p.m.	ESPN

Home games - **BOLD ALL CAPS**

* - C-USA games

^ - Game to be played Marlins Park



Dr. Mark B. Rosenberg
FIU President



Pete Garcia
FIU Director of Sports & Entertainment



Butch Davis
FIU Head Football Coach



Tyson Rodgers
Football SID/Assistant AD of Ath. Communications

Coaching Staff

Head Coach - Butch Davis (Arkansas, '74)
 Asst. Head Coach/DL - Allen Mogridge (North Carolina, '99)
 Co-Def. Coord./Linebackers - Jeff Copp (Boise State, '01)
 Co-Def. Coord./Defensive Backs - Jerod Kruse (Emporia State, '00)
 Off. Coord./Quarterbacks - Rich Skrosky (Ramapo College (NJ), '87)
 Asst. Coach/Tight Ends - Drew Davis (Ole Miss, '16)
 Asst. Coach/Running Backs - Tim Harris, Jr. (Miami (Fla.), '08)
 Asst. Coach/Wide Receivers - Aubrey Hill (Florida, '96)
 Asst. Coach/Defensive Line - Kenard Lang (Miami (Fla.), '97)
 Asst. Coach/Cornerbacks - Bryn Renner (North Carolina, '14)
 Asst. Coach/Sp. Teams - James Vollono (Catholic U of America, '03)
 Graduate Assistant/DL - Wisly Desire (Jacksonville, '13)
 Graduate Assistant/DB - Brandon Harris (Miami (Fla.), '17)
 Graduate Assistant/WR - Joseph Hawkins (Norfolk, '13)
 Graduate Assistant/OL - Nick Dyarzun (FIU, '17)
 Student Assistant/LB - Antonio Rodriguez

Support Staff

Head Athletic Trainer - Kevin O'Neill - (Pittsburgh)
 Football Video Coordinator - Zach Schabbel
 Director of Football Operations - Jed Keime (FIU)
 Operations & Recruiting Asst./Social Media - Joe Hausman (FIU, '14)
 Recruiting Coordinator - Nick Stuhlmuller (FIU, '17)
 Director of Strength & Cond. - Chad Smith (UT-Chattanooga, '06)
 Equipment Manager - Dan Stinson (Northern Illinois, '10)
 Assistant Equipment Manager - Ricky Waltherman
 Executive Assistant to the Head Coach - Tia Withers (Alabama, '18)

ABOUT FIU



SOLUTIONS CENTER

FIU has the highest research classification offered by the Carnegie Foundation for the Advancement of Teaching. The university has earned more than \$1 billion during the past decade.



SAVING LIVES

The 12-fan Wall of Wind is the largest and most powerful university research facility of its kind. Its ability to simulate storms is helping researchers figure out ways to build stronger structures to keep us safe during life-threatening storms.

MIAMI'S UNIVERSITY

As Miami's first and only public research university, offering bachelors, masters, and doctoral degrees, FIU is worlds ahead in its service to the academic and local community.

DEDICATED TO RESEARCH

Designated as a top-tier research institution, FIU emphasizes research as a major component in the university's mission. The Herbert Wertheim College of Medicine and the School of Computing and Information Sciences' Discovery Lab, are just two of many colleges, schools, and centers that actively enhance the university's ability to set new standards through research initiatives.

SLEEPING GIANT

For over four decades, FIU has positioned itself as one of South Florida's anchor institutions by solving some of the greatest challenges of our time. We are dedicated to enriching the lives of the local and global community. With a student body of nearly 54,000, we are among the top 10 largest universities in the nation and have collectively graduated more than 200,000 alumni, 115,000 of whom live and work in South Florida.



TOP 100 PROGRAMS

There are 24 programs ranked among the top 100 in the U.S. News Best College Rankings.



ONE AND ONLY

Aquarius is the world's only underwater ocean laboratory. Located six miles off the coast of Key Largo and 60 feet below the ocean surface, this complex human habitat is designed for research and exploration.

DID YOU KNOW?

At present, the Miami-Ft. Lauderdale media market ranks #16 in the 2019 Nielsen DMA Rankings. This represents 1,697,840 homes and 1.54% of the United States.



BUTCH DAVIS

13TH YEAR OVERALL (102-58) • 3RD YEAR AT FIU (22-14)

The legendary head coach has earned **OVER 100 WINS** as a college coach over his successful career at Miami, North Carolina and FIU.

Broke FIU's single-season record for **MOST WINS** in a season after earning nine in 2018. Has also led the Panthers to a school-record three straight **BOWL GAMES** since taking over in 2017.

Owns the record for most coached **NFL FIRST ROUND DRAFT PICKS**, after producing 34 over his career at Miami and North Carolina.

Remains the last coach to lead the **CLEVELAND BROWNS** to the **PLAYOFFS**, after taking the franchise to the postseason in 2002.



On Nov. 15, 2016, Butch Davis was named the fourth head coach of the FIU football program, returning to South Florida where he made a name for himself as one of the premier minds in football. Davis will enter his third season at FIU in 2019.

In just three short seasons, Davis has transformed the football program and has instilled a winning tradition at FIU after taking the Panthers to a school-record three straight bowl game appearances and setting a school-record for wins (9) in 2018. Davis perhaps had his biggest win of his FIU tenure this season, as he defeated his old team Miami (Fla.) on Nov. 23 after the Panthers took a 30-24 victory at Marlins Park.

In 2018, the Panthers capped the season with a 35-32 victory over Toledo at the Makers Wanted Bahamas Bowl as FIU finished the year with a school-best 9-4 mark. Additionally, the Panthers earned a 6-2 record in C-USA action, which was also a school record. The Panthers broke records statistically as well, most notably on the offensive side as FIU set new season marks in points (450), touchdowns (58), total offense (5,480), yards per play (6.38), passing touchdowns (27), passing yards (3,194), passer efficiency (154.7), completion percentage (65.5), yards per pass (8.3), rushing touchdowns (27), yards per rush (4.80) and sacks allowed (8).

Nationally, the Panthers ranked in the Top 10 among FBS schools for sacks allowed (3rd overall, 8 allowed), tackles for

loss allowed (4th overall, 3.77), fumbles lost (9th overall, five lost) and turnovers lost (9th overall, 13 lost) in 2018. The FIU air attack was also highly ranked nationally, with the Panthers' passer efficiency of 154.7 ranking 12th in the country, while FIU's 34.6 points per game ranked 27th overall. Davis also saw a school-record 17 Panthers earn All-CUSA honors, highlighted by first team selections Sage Lewis and Maurice Alexander.

Much of 2018's success on offense was due to quarterback James Morgan, who Davis coached to a C-USA Newcomer of the Year honor in his first season with the Panthers. Morgan set single-season records for touchdowns responsible for (27), total offense (2,708), passing touchdowns (26), passing yards (2,727) and passer efficiency (157.6).

In Davis' first season at FIU, the Panthers matched a school record in wins (8), before later breaking the mark in 2018. The Panthers also earned the school's first bowl berth since the 2011 season as FIU played Temple in the Bad Boy Mowers Gasparilla Bowl. The 8-5 mark during the regular season was the best record of any first-year head coach at FIU.

FIU finished the 2017 regular season leading the nation in red zone scoring offense converting 98 percent of its red-zone chances (39-of-40), which includes 30 touchdowns. Davis' 2017 FIU squad not only matched the school record in wins, but the





2017 Panthers finished the regular season throwing for the second-most yards (3,031) and rushing for the third-most yards (2,069) in school history. The offense also totaled the third-most yards (5,100) and FIU scored the third-most points (333) in a season. Defensively, the Panthers' 28.0 sacks ranked third in a single-season and the 75 tackles for loss tied for seventh overall. Davis also saw 12 Panthers earn All-CUSA honors highlighted by first team selection Thomas Owens.

Davis, the fourth head coach in FIU history, has compiled a 102-58 overall record in 13 years as a college head coach, including three BIG EAST Championships while coaching the University of Miami. In that span, Davis recruited and/or coached more than 120 players that made it to the NFL, 36 of which were first-round draft picks. Davis coached in the NFL for four years and is still the only coach to take the expansion Cleveland Browns to the playoffs.

"I can't tell you how excited I am to be the head coach at FIU," Davis said. "I love this opportunity. I am grateful to be here. I look at this challenge as one that has no limits for the ceiling. When I think about FIU, there is unbelievable passion. If you are looking for an opportunity to get back into coaching, you could not envision a better opportunity than FIU. It's got great academic reputation. In its own backyard, it's got great athletes in this state. One of the things that sold me was there are 200,000 alumni in Broward and Dade County. We have to unite those fans and those alums and get them back in that stadium."

During his 12-year collegiate coaching career, Davis guided his teams to nine bowl games, winning six of them, including a 37-20 victory over the Florida Gators in the 2001 Sugar Bowl.

Davis comes to FIU after serving as a college football studio analyst, while also contributing to coverage on College Football Live, ESPN Radio, ESPN.com and SportsCenter since 2014.

Before joining ESPN, Davis served as a consultant to the head coach for the Tampa Bay Buccaneers during the 2012 and '13 seasons. Prior to that, Davis had a long successful coaching career, including head coaching positions with the University of North Carolina (2007-10), the Cleveland Browns (2001-04) and the University of Miami (1995-2000). From 1979-94, Davis had a successful 15-year association with Jimmy Johnson, first as a receivers and tight ends coach at Oklahoma State University (1979-83), then as a defensive line coach at the University of Miami and ending with the Dallas Cowboys, where he started as a defensive line coach and was promoted to defensive coordinator. His tenure included two of Dallas' Super Bowl titles.

After graduating college, Davis spent 1973-78 as a coach and biology and anatomy teacher on the high school level.

A native of Bixby, Oklahoma, Davis graduated from the University of Arkansas in 1974, where he played tight end and defensive end for the Razorbacks under Head Coach Frank Boyles.



NOTABLE COACHING HISTORY

Years	Team	HC Record	Title
2017-pres.	FIU	23-15	Head Coach
2007-10	North Carolina	28-23	Head Coach
2001-04	Cleveland Browns (NFL)	24-35	Head Coach
1995-2000	Miami (Fla.)	51-20	Head Coach
1989-94	Dallas Cowboys (NFL)	N/A	Assistant DL (1989-92) DC/LB (1993-94)
1984-88	Miami (Fla.)	N/A	Assistant (DL)
1979-83	Oklahoma State	N/A	Assistant (TE/WR)

OTHER COACHING HISTORY

Years	Team	Title
1978	Tulsa Rogers (Okla.) H.S.	Head Coach
1976-77	Sand Springs (Okla.) H.S.	Assistant (OL, OLB)
1974-75	Pawhuska (Okla.) H.S.	Assistant (Offensive, DL)
1973	Fayetteville (Ark.) H.S.	Volunteer Assistant (WR)

SUPER BOWL WINS BY DAVIS

- Dallas Cowboys, Super Bowl XXVII vs. Buffalo (assistant coach)
- Dallas Cowboys, Super Bowl XXVIII vs. Buffalo (defensive coordinator)

NFL 1ST ROUND DRAFT PICKS COACHED OR RECRUITED BY DAVIS

Miami (28): Ray Lewis (LB), Yatil Green (WR), Kennard Lang (DE)*, Kenny Holmes (DE), Duane Starks (CB), Edgerrin James (RB), Bubba Franks (TE), Dan Morgan (LB), Damion Lewis (DT)*, Santana Moss (WR), Reggie Wayne (WR), Bryant McKinnie (OT), Jeremy Shockey (TE), Phillip Buchannon (CB), Ed Reed (S), Mike Rumph (CB), Andre Johnson (WR), Jerome McDougle (DE, Willis McGahee (RB), William Joseph (DT), Sean Taylor (S), Kellen Winslow (TE), Jonathan Vilma (LB), D.J. Williams (LB), Vernon Carey (OT), Vince Wilfork (DT), Antrel Rolle (CB), Kelly Jennings (CB)

North Carolina (7): Kentwan Balmer (DT), Hakeem Nicks (WR), Robert Quinn (DE), Quinton Coples (DE), Jonathan Cooper (OG), Sylvester Williams (DT), Eric Ebron (TE)

YEAR-BY-YEAR COLLEGIATE COACHING HISTORY

YEAR	TEAM	RECORD	BOWL GAME	OPPONENT (RESULT)	FINAL RANKINGS	SEASON NOTES
2018	FIU	9-4	Bahamas Bowl	Toledo (W/35-32)	NR	Broke school record with 9 wins/Second bowl win in FIU history
2017	FIU	8-5	Gasparilla Bowl	Temple (L/28-3)	NR	Tied school record 8 wins/First FIU Bowl bid since 2011
2010	North Carolina	8-5	Music City Bowl	Tennessee (W/30-27)	NR	First bowl victory for UNC in nine seasons
2009	North Carolina	8-5	Meineke Car Care Bowl	Pittsburgh (L/19-17)	NR	UNC made back-to-back bowl games for first time in a decade
2008	North Carolina	8-5	Meineke Car Care Bowl	West Virginia (L/31-30)	NR	Back in rankings for the first time since 2001
2007	North Carolina	4-8			NR	
2000	Miami (Fla.)	11-1	Sugar Bowl	Florida (W/37-20)	#2 Coaches/#2 AP	Big East champs/Beat No. 1 FSU and No. 2 Virginia Tech
1999	Miami (Fla.)	9-4	Gator Bowl	Georgia Tech (W/28-13)	#15 Coaches/#15 AP	Earned win over No. 9 Ohio State
1998	Miami (Fla.)	9-3	Micron PC Bowl	NC State (W/46-23)	#21 Coaches/#20 AP	Upset No. 3 UCLA
1997	Miami (Fla.)	5-6			NR	
1996	Miami (Fla.)	9-3	Carquest Bowl	Virginia (W/31-21)	#14 Coaches/#14 AP	Big East co-champs
1995	Miami (Fla.)	8-3			#20 AP	Big East co-champs



NUMERICAL ROSTER

#	FULL NAME	POS.	HT.	WT.	YR.	EXP.	HOMETOWN / HIGH SCHOOL / PREVIOUS SCHOOL
1	Maurice Alexander	WR	5-11	180	R-Sr.	3L	Florida City, Fla. / Booker T. Washington HS
2	Anthony Jones	RB	5-11	215	R-Sr.	3L	Miami, Fla. / Miami Central HS
3	Sage Lewis	LB	6-1	240	R-Sr.	3L	Opa-Locka, Fla. / Monsignor Pace HS
3	Stone Norton	QB	6-3	200	Fr.	HS	Nashville, Tenn. / Davidson Academy
4	Isaiah Brown	DB	6-1	185	Sr.	3L	Tampa, Fla. / Tampa Bay Tech
4	JJ Holloman	WR	6-2	200	Jr.	TR	Covington, Georgia / Newton HS / Georgia
5	Demarcus Townsend	RB	5-10	215	R-Fr.	RS	Naples, Fla. / Palmetto Ridge HS
6	Alexy Jean-Baptiste	DL	6-3	245	R-Jr.	TR	Pompano Beach, Fla. / Coconut Creek HS / Arkansas
6	Nate Jefferson	WR	5-11	170	Fr.	HS	Longwood, Fla. / Lyman HS
7	Josh Turner	DB	6-0	188	R-So.	TR	Delray Beach, Fla. / American Heritage / Iowa
7	Kaylan Wiggins	QB	6-2	200	R-So.	1L	Sanford, Fla. / Seminole HS
8	Lexington Joseph	RB	5-9	185	Fr.	HS	Miami, Fla. / Miami Central HS
9	Bryce Singleton	WR	5-10	193	Jr.	2L	Hilton Head Island, S.C. / Hilton Head Island HS
10	Olin Cushion III	DB	5-8	176	Sr.	3L	Miami, Fla. / Miami Central HS
10	Tannor Watson	QB	6-3	177	R-Fr.	RS	Jacksonville, Fla. / Atlantic Coast HS
11	Joe Hocker	TE	6-5	245	Fr.	HS	Cincinnati, Ohio / Deer Park HS
12	James Morgan	QB	6-4	213	R-Sr.	GR	Green Bay, Wis. / Ashwaubenon HS / Bowling Green
14	Darius Scott	WR	5-10	195	Sr.	3L	Miami, Fla. / Booker T. Washington HS
15	Quentin Bessent Jr.	DB	5-10	156	R-Sr.	3L	Titusville, Fla. / Merritt Island HS / Huntingdon College (AL)
15	Austin Maloney	WR	5-11	190	R-Sr.	3L	Miami, Fla. / Miami Christopher Columbus
16	Tony Gaiter IV	WR	5-9	185	Sr.	3L	Richmond Heights, Fla. / Westminster Christian HS
17	Nikholi Jaghai	DB	5-7	180	R-Jr.	TR	Miami Garden, Fla. / Flanagan HS / Northern Iowa
17	Caleb Lynum	QB	6-2	195	R-Fr.	1L	Miami, Fla. / East Ridge HS
18	Kamryn Giles	DB	5-9	195	Fr.	HS	Opa-Locka, Fla. / American Heritage
18	Malik Tyson	WR	6-2	195	R-Jr.	2L	Tampa, Fla. / Robinson HS
19	Shemar Thornton	WR	5-11	182	Jr.	2L	Miami, Fla. / Hallandale HS
21	Stantley Thomas-Oliver III	DB	6-2	184	Sr.	3L	Punta Gorda, Fla. / Charlotte HS
22	Andy Bautista	FB	6-1	230	Fr.	HS	Tavernier, Fla. / Coral Shores HS
22	Maurquel Dillard	DB	6-0	185	R-Fr.	RS	Fort Lauderdale, Fla. / Stranahan HS
23	Napoleon Maxwell	RB	6-0	215	R-Sr.	3L	St. Petersburg, Fla. / Admiral Farragut Academy
24	D'Vonte Price	RB	6-2	194	Jr.	2L	Punta Gorda, Fla. / Charlotte HS
25	Jordan Underwood	DB	6-0	180	R-Fr.	RS	Apopka, Fla. / Olympia HS
26	Jamal Anderson	DB	6-2	180	R-Fr.	RS	Homestead, Fla. / South Dade HS
27	Benny McCray	DB	6-2	185	R-So.	2L	Clermont, Fla. / East Ridge HS
28	Jesson Walker	DB	6-1	170	R-Fr.	RS	Southwest Brevard County, Fla. / Rockledge HS
29	Thomas Leo	K/P	6-4	222	R-Fr.	RS	Winter Garden, Fla. / East Ridge HS
29	Derrail Stephens	DB	6-0	180	Fr.	HS	Jacksonville, Fla. / Paxon School for Advanced Studies
30	Jose Borregales	K/P	5-10	190	R-Jr.	2L	Miami, Fla. / Booker T. Washington HS
31	Tommy Zozus	LS	6-2	224	R-So.	1L	Punta Gorda, Fla. / Charlotte HS
32	Maleek Williams	RB	5-11	223	R-So.	1L	Punta Gorda, Fla. / Charlotte HS / Arkansas
33	Shaun Peterson Jr.	RB	6-3	215	R-Fr.	RS	Fort Lauderdale, Fla. / Nova HS
34	Christian Irving	DB	5-11	197	R-Sr.	3L	Lauderdale Lakes, Fla. / American Heritage / Wyoming
35	Rishard Dames	DB	5-11	165	Jr.	2L	Miami, Fla. / Booker T. Washington HS
36	Dorian Hall	DB	6-4	190	R-So.	1L	Hollywood, Fla. / South Broward HS
37	Romelo Brooks	LB	5-10	200	Jr.	2L	Miami, Fla. / Miami Killian HS
38	Richard Dames	DB	5-11	185	Jr.	2L	Miami, Fla. / Booker T. Washington HS
39	Tommy Heatherly	P	5-11	210	Jr.	TR	Grove, Okla. / Grove HS / NE Oklahoma A&M
40	Daniel Jackson	LB	6-2	228	Jr.	2L	Apex, N.C. / Middle Creek HS
41	Jackson McDonald	TE	6-5	220	Fr.	HS	Marathon, Fla. / Marathon HS
42	Jordan Atkins	RB	5-9	188	R-Fr.	RS	Miami, Fla. / North Miami Beach HS
43	Nate White	DL	6-4	220	Fr.	HS	Orlando, Fla. / Edgewater HS
44	Justin Michel	LB	6-1	225	Fr.	HS	Fort Myers, Fla. / Dunbar HS
45	Rocky Jacques-Louis	LB	6-3	205	So.	1L	Fort Myers, Fla. / Dunbar HS
46	Kendre' Gant	DB	6-3	200	Fr.	HS	Port St. Joe, Fla. / Port St. Joe HS

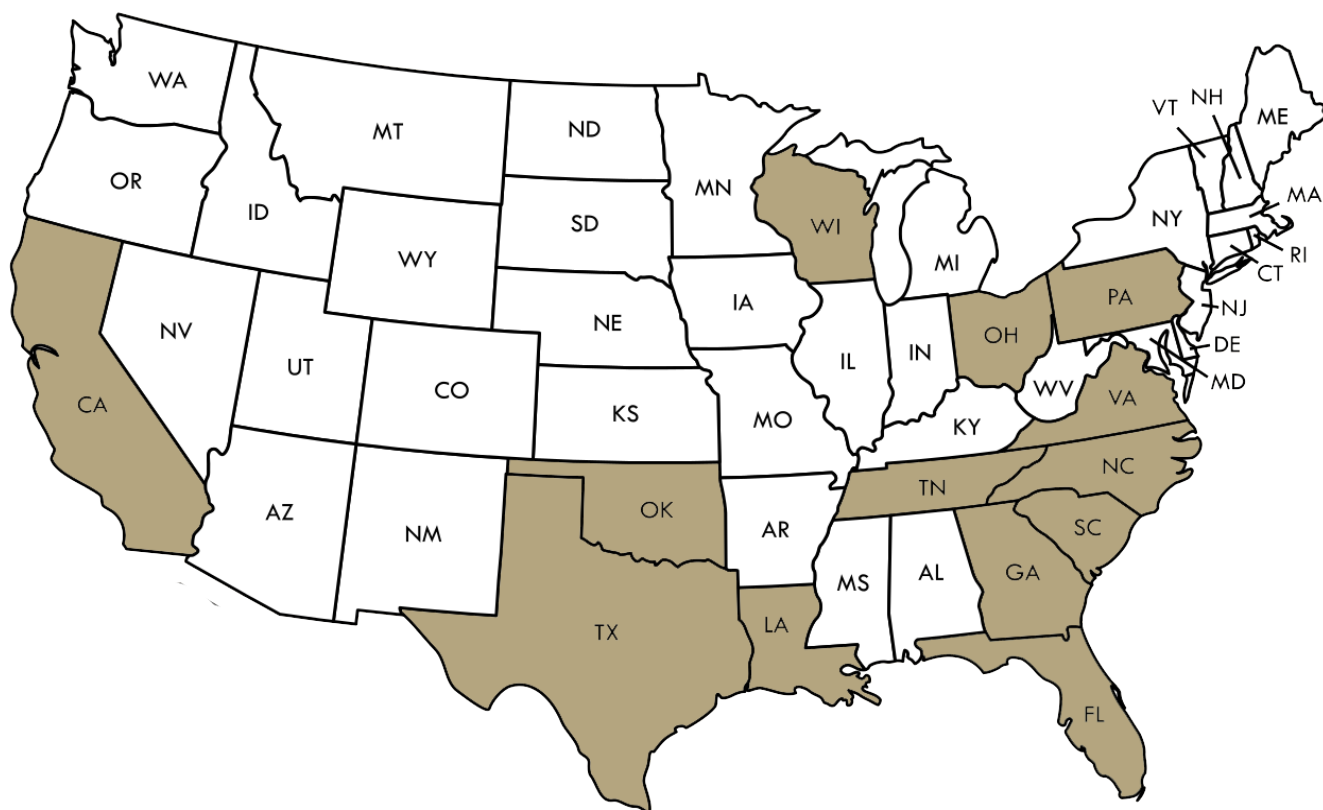


NUMERICAL ROSTER

#	FULL NAME	POS.	HT.	WT.	YR.	EXP.	HOMETOWN / HIGH SCHOOL / PREVIOUS SCHOOL
47	Chris Whittaker	LB	6-3	227	R-So.	TR	Hollywood, Fla. / Chaminade-Madonna HS/Kentucky
48	Josh Powell	LB	5-11	194	Jr.	2L	Riviera Beach, Fla. / Suncoast HS
50	Nasir Carter	LB	6-2	220	Fr.	HS	Orlando, Fla. / West Orange HS
51	Dimitry Prophete	LB	6-1	230	Jr.	2L	Miami, Fla. / Southridge HS
52	Donovan Georges	LB	6-1	240	So.	1L	Hialeah, Fla. / Champagnat Catholic
53	Tevin Jones	LB	6-4	220	R-So.	1L	Miami, Fla. / Miami Norland HS
54	Khaliq Jacas	DL	6-2	230	R-Sr.	3L	Port Lucie, Fla / St. Lucie West Centennial/ASA College
55	Shane McGough	OL	6-2	302	R-Jr.	2L	Tampa, Fla. / Gaither HS
58	Tyson Maeva	LB	6-0	230	Sr.	TR	San Diego, Calif. / San Diego Catholic HS/Boise State
58	Devontay Taylor	OL	6-4	305	R-Jr.	2L	Odessa, Fla. / Mitchell HS
59	Jamal Gates	LB	6-2	225	Jr.	2L	Palm Beach Gardens, Fla. / Dwyer HS
60	Dallas Connell	OL	6-3	300	Sr.	3L	Jacksonville, Fla. / First Coast HS
61	Jaylen Daphnis	OL	6-0	287	R-So.	2L	Miami, Fla. / Miami Norland HS
62	Mershawn Miller	OL	6-2	313	R-So.	1L	Miami, Fla. / Miami Central HS
63	Noah Quier	OL	6-4	310	Fr.	HS	Bradenton, Fla. / IMG Academy
65	Julius Pierce	OL	6-5	265	Fr.	HS	Sanford, Fla. / Seminole HS
67	Obinna Nwankwo	OL	6-3	290	Sr.	HS	Miramar, Fla. / Miramar HS/Florida A&M
68	Tahj Brighthaupt	OL	6-7	374	Jr.	2L	Miami, Fla. / Miami Central HS/UAB
69	Ruben Ramirez	LS	5-11	215	Fr.	HS	Hollywood, Fla. / Chaminade-Madonna HS
70	Kane Taylor	DL	6-3	280	Jr.	TR	Clearwater, Fla. / Clearwater HS/East Mississippi CC
72	Sione Finau	OL	6-3	300	Fr.	HS	Keller, Texas / Central HS
73	Lyndell Hudson Jr.	OL	6-6	300	R-Fr.	RS	Brooksville, Fla. / Central HS
74	Shacquille Williams	OL	6-5	310	R-Sr.	3L	Charlotte, Fla. / Port Charlotte HS/Dodge City CC (KS)
75	Rashad Colson	DL	6-5	310	R-So.	2L	Miami, Fla. / Miami Norland HS
76	Henry Omu	OL	6-7	295	Jr.	2L	Kingston, Ga. / Atlanta Sports City Prep
77	D'Antne Demery	OL	6-5	320	Jr.	2L	Brunswick, Ga. / Brunswick HS/Hutchinson CC (KS)
78	Shamar Hobdy-Lee	OL	6-5	290	Fr.	HS	Tampa, Fla. / Jefferson HS
79	Logan Gunderson	OL	6-5	318	So.	1L	Jacksonville, Fla. / Trinity Christian HS/ASA College
80	Kris Mitchell	WR	6-1	175	Fr.	HS	Jacksonville, Fla. / Mandarin HS
84	David O'Meara	TE	6-5	245	So.	1L	Tallahassee, Fla. / Chiles HS
85	DeAndre Williams	WR	5-10	180	R-So.	2L	Miami, Fla. / Booker T. Washington HS
86	Carson Genal	TE	6-4	220	R-So.	1L	Naples, Fla. / Gulf Coast HS
87	Kamareon Williams	FB	6-3	240	Fr.	HS	Delray Beach, Fla. / Atlantic HS
88	Sterling Palmer	TE	6-6	235	So.	1L	Midlothian, Va. / Fork Union Military
89	Ty Danzy	DL	6-5	235	Fr.	HS	Anderson, S.C. / Westside HS
90	Noah Curtis	DL	6-5	260	Jr.	2L	Delray Beach, Fla. / American Heritage
91	Kameron Burns	DL	6-4	270	R-Fr.	RS	Crawfordville, Fla. / Wakulla HS
92	Jason Mercier	DL	6-3	262	So.	1L	Boynton Beach, Fla. / Atlantic HS
93	Teair Tart	DL	6-3	290	R-Sr.	3L	Philadelphia, Pa. / West Philadelphia HS/Ellsworth CC (IA)
94	Kevin Oliver	DL	6-4	243	Jr.	2L	Davie, Fla. / Western HS
95	Andrew Tarver	DL	6-1	295	R-Jr.	2L	Powder Springs, Ga. / McEachern HS
96	Alec Hallman	P	6-1	214	R-So.	1L	Lithia, Fla. / Newsome HS/Oregon
96	David Reynolds	DL	6-4	245	Fr.	HS	Nashville, Tenn. / Ensworth HS
97	Damon Moore	DL	6-4	270	Gr.	TR	Novato, Calif. / San Marin HS/San Diego State
98	Jordan Woods	DL	6-4	275	R-Jr.	2L	Citra, Fla. / North Marion HS/Georgia Tech
99	Davon Strickland	DL	6-1	263	So.	1L	Hollywood, Fla. / South Broward HS



ROSTER BREAKDOWN



BY STATE

Florida (89)

Georgia (5)

California (2), South Carolina (2), Tennessee (2)

Louisiana (1), North Carolina (1), Ohio (1), Oklahoma (1), Pennsylvania (1), Texas (1), Virginia (1), Wisconsin (1)

----- PRONUNCIATION GUIDE -----

#	Pos	Name	Pronunciation	#	Pos	Name	Pronunciation
6	DE	Alexy JEAN-BAPTISTE	Jean (like you wear) Bab-teast	51	LB	Dimitry PROPHETE	Profit
11	TE	Joe HOCKER	Hawk-er	54	DL	KALIQ JACAS	KAH-leek AH-kus
15	DB	Quentin BESSENT Jr.	Be-SENT	58	LB	Tyson MAEVA	MY-ava
22	DB	MAURQUEL Dillard	mar-Qwell	68	OL	TAHJ BRIGHTHAAPT	Bright-Hopped
28	DB	JESSON Walker	Ja-SOHN	72	OL	SIONE FINAU	CEE-own-E fa-NEW
30	K	Jose BORREGALES	Bore-e-Gal-es	76	OL	Henry OMU	oh-MOO
31	LS	Tommy ZOZUS	Zo-Zeus	86	TE	Carson GENAL	ga-NAHL
45	LB	Rocky JACQUES-LOUIS	Put some French on it	87	TE	KAMAREON Williams	ka-MARE-eon
50	LB	NASIR Carter	nas-EAR	92	DE	Jason MERCIER	Mercy-AAYE
				93	DT	TEAIR Tart	Tea-air



DEPTH CHART: CAMELLIA BOWL

OFFENSE

QB	12	James Morgan (6-4, 213, R-Gr.)
	7	Kaylan Wiggins (6-2, 200, R-So.)
	17	Caleb Lynum (6-2, 195, R-Fr.)
RB	23	Napoleon Maxwell (6-0, 215, R-Sr.) OR
	2	Anthony Jones (5-11, 215, R-Sr.)
	24	D'Vonte Price (6-2, 194, Jr.)
WR	15	Austin Maloney (5-11, 190, R-Sr.)
	18	Malik Tyson (6-2, 195, R-Jr.)
WR	19	Shemar Thornton (5-11, 182, Jr.)
	14	Darrius Scott (5-10, 195, Sr.)
WR	16	Tony Gaiter IV (5-9, 185, Sr.)
	6	Nate Jefferson (5-11, 170, Fr.)
TE	88	Sterling Palmer (6-6, 235, So.)
	84	David O'Meara (6-5, 245, So.)
	87	Kamareon Williams (6-3, 240, Fr.)
LT	77	D'Antne Demery (6-5, 320, Jr.)
	73	Lyndell Hudson Jr. (6-6, 300, R-Fr.)
LG	60	Dallas Connell (6-3, 300, Sr.)
	72	Sione Finau (6-3, 300, Fr.)
C	55	Shane McGough (6-2, 302, R-Jr.)
	65	Julius Pierce (6-5, 265, Fr.)
RG	74	Shacquille Williams (6-5, 310, R-Sr.) OR
	62	Mershawn Miller (6-2, 313, R-So.)
RT	58	Devontay Taylor (6-4, 305, R-Jr.)
	73	Lyndell Hudson Jr. (6-6, 300, R-Fr.)

DEFENSE

LE	94	Kevin Oliver (6-4, 243, Jr.)
	6	Alexy Jean-Baptiste (6-3, 245, R-Jr.)
DT	93	Teair Tart (6-3, 290, R-Sr.)
	97	Damon Moore (6-4, 270, Gr.)
	75	Rashad Colson (6-5, 310, R-So.)
DT	95	Andrew Tarver (6-1, 295, R-Jr.)
	98	Jordan Woods (6-4, 275, R-Jr.)
RE	47	Chris Whittaker (6-3, 227, R-So.)
	90	Noah Curtis (6-5, 260, Jr.)
WLB	59	Jamal Gates (6-2, 225, Jr.)
	45	Rocky Jacques-Louis (6-3, 205, So.)
MLB	3	Sage Lewis (6-1, 240, R-Sr.)
	53	Tevin Jones (6-4, 220, R-So.)
SAM	40	Daniel Jackson (6-2, 228, Jr.)
	48	Josh Powell (5-11, 195, Jr.)
CB	21	Stantley Thomas-Oliver III (6-2, 184, Sr.)
	7	Josh Turner (6-0, 188, R-So.)
SS	10	Olin Cushion III (5-8, 176, Sr.)
	27	Benny McCray (6-2, 185, R-So.)
FS	38	Richard Dames (5-11, 185, Jr.) OR
	36	Dorian Hall (6-4, 190, R-So.)
CB	4	Isaiah Brown (6-1, 185, Sr.)
	35	Rishard Dames (5-11, 165, Jr.)

SPECIALISTS

K	30	Jose Borregales (5-10, 206, R-Jr.)	H	96	Alec Hallman (6-1, 214, R-So.)
				18	Malik Tyson (6-2, 195, R-Jr.)
P	39	Tommy Heatherly (5-11, 210, Jr.)	LS	31	Tommy Zozus (6-2, 224, R-So.)
	29	Thomas Leo (6-4, 222, R-Fr.) OR		41	Jackson McDonald (6-5, 220, Fr.)
	96	Alec Hallman (6-1, 214, R-So.)			
KO	30	Jose Borregales (5-10, 206, R-Jr.)	KR	23	Napoleon Maxwell (6-0, 215, R-Sr.)
				15	Austin Maloney (5-11, 190, R-Sr.)
			PR		16
				15	Austin Maloney (5-11, 190, R-Sr.)



SPOTLIGHT PLAYERS

2



Anthony JONES

RB | 5-11 | 215 | R-Sr.
Miami, Florida
Miami Central HS

- Leads the team in rushing yards (802); had three straight games over 100
- 2019 All-Conference USA Honorable Mention
- Scored three TDs in 2018 Bahamas Bowl
- Brother of NFL running back Dalvin Cook (Minnesota Vikings)

3



Sage LEWIS

LB | 6-1 | 240 | R-Sr.
Opa-Locka, Florida
Monsignor Pace HS

- Second on team in totals tackles with 80; leads team in solos with 40
- Tied for team lead in INTs with three; had none for career prior to 2019
- 2019 All-Conference USA Second Team; 2019 Preseason C-USA DPOY
- Broke single season FIU records for tackles (132) & solos (83)
- His 293 career tackles rank seventh all-time at FIU

4



Isaiah BROWN

CB | 6-1 | 185 | Sr.
Tampa, Florida
Tampa Bay Tech

- Ranks seventh on the team in tackles with 42; fifth on team for DBs
- Second on the team with six pass breakups
- Has started in 22 career games at FIU
- Career numbers: 100 tackles, five INTs and 28 PBU's

6



Alexy JEAN-BAPTISTE

DE | 6-3 | 245 | R-Jr.
Pompano Beach, Florida
Coconut Creek HS/Arkansas

- Transferred to FIU from Arkansas; became eligible prior to La Tech game
- Has played in nine games this year
- Team leader in sacks for FIU after getting to the QB 4.5 times
- Second-most TFLs on the team with 8.5 on the year

10



Olin CUSHION III

S | 5-8 | 176 | Sr.
Miami, Florida
Miami Central HS

- Ranks third on the team with 61 tackles, first among DBs on team
- Tied for third on the team with five pass breakups
- Has appeared in all 13 games, making 10 starts at safety
- Has earned two game-sealing INTs, first vs. MTSU (10/13/18) and next against ODU (11/2/19)

12



James MORGAN

QB | 6-4 | 213 | R-Sr.
Green Bay, Wisconsin
Ashwaubenon HS/Bowling Green

- Graduated early from Bowling Green and transferred to FIU in summer of 18
- Has thrown for second-lowest INTs in C-USA this season (3)
- 2018 C-USA Newcomer of the Year, 2018 & 2019 All-CUSA HM Team
- Broke FIU single-season records for passing TDs (26), pass efficiency (157.6) and total offense per play average (7.67) in 2018

15



Austin MALONEY

WR | 5-11 | 190 | R-Sr.
Miami, Florida
Miami Christopher Columbus HS

- Ranks fourth on the team in catches (23) and third in rec. yards (461)
- Averages 20.04 yards per catch this season; would rank second in the C-USA for that number if he met the stat minimum.
- Has earned 24 career starts at FIU

16



Tony GAITER IV

WR | 5-9 | 185 | Sr.
Richmond Heights, Florida
Westminster Christian HS

- 2019 All-Conference USA Honorable Mention
- Leads the team in catches (49) and receiving yards (674)
- Earned a career-high 107 yards against Marshall (11/30/19)
- Caught six passes for 82 yards and a TD in win against Miami (11/23/19)
- Only WR to go over 100 yards twice this season (Marshall & UMass)

19



Shemar THORNTON

WR | 5-11 | 182 | Jr.
Miami, Florida
Hallandale HS

- First on team in touchdown receptions with five this year
- Ranks second on the team in catches (48) and rec. yards (603)
- Earned a career-high in yards against ODU (11/2/19) after earning 125
- Earned a career-high in receptions against LT (9/20/19) with seven

21



Stantley THOMAS-OLIVER III

CB | 6-2 | 184 | Sr.
Punta Gorda, Florida
Charlotte HS

- Named to the 2019 All-Conference USA Second Team
- Leads team in pass breakups with seven; has one INT
- Made switch from WR to CB, earned spot on 2016 C-USA All-Freshman Team as WR

SPOTLIGHT PLAYERS

23



Napoleon MAXWELL

RB | 6-0 | 215 | R-Sr.
St. Petersburg, Florida
Admiral Farragut Academy

- Second on the team in rushing yards with 609 on the year
- Second on the team in rushing touchdowns with eight
- His 75-yard run vs. FAU (11/9/19) was the longest play since 2010 for FIU
- Missed 2015 & 2016 seasons due to injury

30



Jose BORREGALES

K | 5-10 | 206 | R-Jr.
Miami, Florida
Booker T. Washington HS

- FIU's all-time leading scorer with 267 total points
- Is 17-of-24 on field goals this year, hitting 6-of-8 from 40+
- Has made three field goals in a game four times this year
- Tied his own school record with a 53-yard field goal vs. Miami (11/23/19)
- Set school record of 53-yard field goal in 2018 against Middle Tennessee

35



Rishard DAMES

DB | 5-11 | 165 | Jr.
Miami, Florida
Booker T. Washington HS

- Ranks fifth on the team in tackles with 50 on the year
- Tied for team lead with three INTs on the year
- Had 80-yard INT TD return vs. WKU (9/7/19); 12th longest in nation for 19
- Twin brother of Richard Dames

38



Richard DAMES

DB | 5-11 | 185 | Jr.
Miami, Florida
Booker T. Washington HS

- Ranks fourth on the team in tackles with 52 on the year
- Also has one sack and four QB hurries on the year
- Earned a career-high in tackles vs. La Tech (9/20/19) with 11
- Twin brother of Rishard Dames

47



Chris WHITTAKER

DE | 6-3 | 227 | R-So.
Hollywood, Florida
Chaminade-Madonna HS/Kentucky

- Transferred to FIU from Kentucky; became eligible prior to La Tech game
- Ranks second on the team with 2.5 sacks on the year
- Ranks third on the team with his 5.0 TFLs in 2019
- Has started the last three games for FIU

55



Shane MCGOUGH

OL | 6-2 | 302 | R-Jr.
Tampa, Florida
Gaither HS

- Has played in 12 games this season, starting in 11 of those
- Has earned time at guard and center this season
- Part of OL that allowed a FIU record-low eight sacks in 2018
- Brother of former FIU great and NFL QB Alex McGough (2014-17)

58



Devontay TAYLOR

OT | 6-4 | 305 | R-Jr.
Odessa, Florida
Mitchell HS

- Has played and started in all 12 games this year
- OL ranks eighth in the nation for sacks allowed (14)
- 2019 All-Conference USA Honorable Mention
- Part of OL that allowed a FIU record-low eight sacks in 2018

77



D'Antne DEMERY

OT | 6-5 | 320 | Jr.
Brunswick, Georgia
Brunswick HS/ Hutchinson CC

- Has played in 12 games and started in 11 at tackle
- 2019 All-Conference USA Honorable Mention
- Part of OL that allowed a FIU record-low eight sacks in 2018
- Transferred to FIU from Hutchinson CC in Kansas
- Played in the HS U.S. Army All-American game

88



Sterling PALMER

TE | 6-6 | 235 | So.
Midlothian, Virginia
Fork Union Military

- 2018 C-USA All-Freshman Team, 2018 ESPN All-Bowl Team
- Earned 64 yards receiving and a TD vs. Toledo in 2018 Bahamas Bowl
- Father, Sterling Palmer Sr., played football at Florida State and NFL Redskins

93



Teair TART

DT | 6-3 | 290 | R-Sr.
Philadelphia, Pennsylvania
West Philadelphia HS/ Ellsworth CC

- Led team in TFLs with 10.5 on the year
- Ranks second on the team with his five QB hurries
- Earned a career-high eight tackles vs. Marshall (11/30)
- Transferred to FIU from Ellsworth CC, was a four-star prospect

GAME NOTES: CAMELLIA BOWL

FIU VS. ARKANSAS STATE

FIU and Arkansas State have met eight times on the gridiron, with all eight matchups coming while the Panthers were members of the Sun Belt Conference. FIU's only two wins have come at home.

Series History vs. Arkansas State

Date	Location	W-L	Score
9/24/05	Jonesboro	L	24-66
9/30/06	Miami	L	6-31
11/3/07	Jonesboro	L	24-27
11/08/08	Miami	W	22-21
10/24/09	Jonesboro	L	10-27
11/27/10	Miami	W	31-24
10/18/11	Jonesboro	L	16-34
10/4/12	Miami	L	20-34

LAST TIME VERSUS ARKANSAS STATE

FIU and Arkansas State last faced off in 2012, with the Panthers dropping a 34-20 decision to the Red Wolves at home. ASU scored three touchdowns in the second half to stretch out its lead and earn the victory.

E.J. Hilliard was FIU's leading passer, throwing for 133 yards and a score. Jeremiah Harden gained a team-high 67 yards on the ground for the Panther ground attack. Jack Griffith was 2-for-2 on field goals, hitting from 28 and 31.

The Red Wolves were paced by Ryan Aplin, who threw for 223 yards and a touchdown. Rocky Hayes earned 84 yards on the ground with just three attempts needed, thanks to a long of 73. ASU picked off two Panther passes to hold the FIU offense at bay.

SCOUTING THE RED WOLVES

The Red Wolves are 7-5 on the year and are winners of four of their last five games. The bowl bid for Arkansas State marks its ninth-straight as a program, with six of those coming under head coach Blake Anderson.

Layne Hatcher has spearheaded the Red Wolves on offense, passing for 2,553 yards and 23 touchdowns. Omar Bayless has been Hatcher's favorite target, earning 1,473 yards on 84 catches and 16 touchdowns. Marcel Murray has earned the majority of the carries on the ground, rushing for 782 yards and six scores on 153 attempts.

On defense, ASU's Darreon Jackson has a team-high 107 tackles, with seven of those going for a loss. William Bradley-King has earned 8.5 sacks this season to lead the DL, while earning 13.5 tackles for loss.

CAMELLIA BOWL

FIU will square off against Arkansas State on Dec. 21 as the Panthers play in their third-straight bowl game. This will mark FIU's first time playing in the Camellia Bowl, as it is naturally a MAC vs. Sun Belt matchup. The bowl game has been played in Montgomery since 2014, with the last five games being decided by a total of 17 points.

ABOUT THE VENUE

The Cramton Bowl has the designation of having been the first in the South to feature a football game under the lights, a night game pitting Cloverdale High School against Pike Road High School in 1927. The game drew more than 7,200 attendees and helped prompt a stadium seating expansion in 1929. The Cramton Bowl is also formerly the home of the Blue-Gray Football Classic college football game. The Alabama Crimson Tide played home games in the capital city at Cramton Bowl from 1922 to 1932 and in various years through 1954.



JAMES MORGAN (QB)



ANTHONY JONES (RB)

GAME NOTES: CAMELLIA BOWL

THREE-STRAIGHT

FIU is going bowling for a school-record third straight season as the Panthers accepted a bid to the Camellia Bowl against Arkansas State. All three bowls have been under head coach Butch Davis, with his arrival in 2017 marking a string of three-straight bowls for the Panthers.

BOWL HISTORY FOR FIU

Year	Bowl vs. Opp.	W-L	Score
2019	Camellia Bowl vs. Arkansas State	???	????
2018	Bahamas Bowl vs. Toledo	W	35-32
2017	Gasparilla Bowl vs. Temple	L	3-28
2011	Beef 'O' Brady's Bowl vs. Marshall	L	10-20
2010	Little Caesar's Bowl vs. Toledo	W	34-32

FIU HISTORY IN THE YELLOWHAMMER STATE

FIU has played in the great state of Alabama a total of 10 times, with the Panthers holding a 4-6 record all-time in the Yellowhammer State. FIU played one home game against Alcorn State in 2017 in Birmingham, due to FIU being displaced from Hurricane Irma.

FIU's Record in Alabama

Date	Opponent (Location)	W-L	Score
9/8/17	vs Alcorn State^ (Birmingham)	W	17-10
9/27/14	at UAB (Birmingham)	W	34-20
11/3/12	at South Alabama (Mobile)	W	28-20
10/20/12	at Troy (Troy)	L	37-38
11/13/10	at Troy (Troy)	W	52-35
9/12/09	at No. 4 Alabama (Tuscaloosa)	L	14-40
10/18/08	at Troy (Troy)	L	23-33
9/28/06	at Alabama (Tuscaloosa)	L	3-38
10/20/05	at Troy (Troy)	L	13-18
10/18/03	at Troy (Troy)	L	10-21

^ Game played at Legend Field, Birmingham, Alabama due to Hurricane Irma

FIU ON ESPN

FIU has played on ESPN five times over its history, with all but one of those games being bowl games aired on the network. The lone contest for FIU to air on ESPN that wasn't a bowl game was the 2011 upset at Louisville.

FIU's Record on ESPN

Date	Opponent (Location)	W-L	Score
12/21/18	vs Toledo	W	35-32
12/21/17	vs Temple	L	3-28
12/20/11	vs Marshall	L	10-20
9/9/11	at Louisville	W	24-17
12/26/10	vs Toledo	W	34-32

DAVIS IN BOWL GAMES

Head Coach Butch Davis has now led his teams to 10 bowl games over his storied career. The legendary head coach has earned a 6-3 record all-time in bowl games, and has now led three different teams to three-straight bowl games in his career.

Davis Bowl History

Year	Bowl vs. Opp.	W-L	Score
2019	Camellia Bowl vs. Arkansas State	???	????
2018	Bahamas Bowl vs. Toledo	W	35-32
2017	Gasparilla Bowl vs. Temple	L	3-28
2010	Music City Bowl vs. Tennessee	W	30-27
2009	Car Care Bowl vs. Pittsburgh	L	17-19
2008	Car Care Bowl vs. West Virginia	L	30-31
2000	Sugar Bowl vs. Florida	W	37-20
1999	Gator Bowl vs. Georgia Tech	W	28-13
1998	Micron PC Bowl vs. NC State	W	46-23
1996	Carquest Bowl vs. Virginia	W	31-21

• FIU • North Carolina • Miami (Fla.)



GAME NOTES: CAMELLIA BOWL

2019 POLLS

AP TOP 25 POLL

Rnk	Team	REC	PTS	LW
1	LSU	13-0	1,535	1
2	Ohio State	13-0	1,488	2
3	Clemson	13-0	1,441	3
4	Oklahoma	12-1	1,364	6
5	Georgia	11-2	1,241	4
6	Florida	10-2	1,167	7
7	Oregon	11-2	1,141	13
8	Baylor	11-2	1,039	8
T9	Alabama	10-2	1,011	9
T9	Auburn	9-3	1,011	11
11	Wisconsin	10-3	944	11
12	Utah	11-2	909	5
13	Penn State	10-2	888	12
14	Notre Dame	10-2	709	14
15	Memphis	12-1	675	16
16	Minnesota	10-2	645	15
17	Michigan	9-3	597	17
18	Boise State	12-1	500	19
19	Iowa	9-3	494	18
20	Appalachian State	12-1	355	20
21	Navy	9-2	246	23
22	USC	9-3	231	NR
23	Cincinnati	10-3	183	21
24	Air Force	10-2	97	25
25	Oklahoma State	8-4	70	NR

Others receiving votes: SMU 63, Virginia 55, Kansas State 50, Texas A&M 7, Florida Atlantic 7, Arizona State 5, Iowa State 5, UCF 5, California 4, Washington 3

Dropped from rankings: Virginia 22

USA TODAY/COACHES POLL

Rnk	Team	REC	PTS	LW
1	LSU (46)	13-0	1605	1
2	Ohio State (14)	13-0	1562	2
3	Clemson (5)	13-0	1513	3
4	Oklahoma	12-1	1430	6
5	Georgia	11-2	1294	4
6	Oregon	11-2	1189	13
7	Florida	10-2	1172	7
8	Baylor	11-2	1161	8
9	Alabama	10-2	1092	9
10	Utah	11-2	1005	5
11	Wisconsin	10-3	988	10
12	Penn State	10-2	967	11
13	Auburn	9-3	962	12
14	Notre Dame	10-2	771	14
15	Memphis	12-1	667	16
16	Minnesota	10-2	654	15
17	Michigan	9-3	592	18
18	Boise State	12-1	566	17
19	Iowa	9-3	485	19
20	Appalachian State	12-1	375	20
21	Navy	9-2	234	23
22	Cincinnati	10-3	233	21
23	Southern California	8-4	189	24
24	Air Force	10-2	151	25
25	Virginia	9-4	73	22

Others receiving votes: Oklahoma State 64, SMU 61, Kansas State 20, Indiana 10, Louisiana 6, UCF 6, Florida Atlantic 6, San Diego State 5, Tennessee 4, Arizona State 3, Iowa State 3, Kentucky 3, Virginia Tech 2, California 1, Hawai'i 1

NO FLY ZONE

FIU's pass defense has been outstanding this season, ranking as the sixth best in the nation and topping the conference. The Panthers have allowed on average just 178.5 yards per game this season and have held opponents under 100 yards passing three times.

Game-By-Game Passing Yards Allowed

Date	Opponent	Yards
8/29/19	at Tulane	195
9/7/19	WKU	241
9/14/19	New Hampshire	224
9/20/19	at Louisiana Tech	290
10/5/19	UMass	77
10/12/19	Charlotte	113
10/19/19	UTEP	151
10/26/19	at Middle Tennessee	25*
11/2/19	Old Dominion	169
11/9/19	at FAU	318
11/23/19	Miami (Fla.)	249
11/30/19	at Marshall	90

* FIU single-game record

AMONG BEST FOR PUNT GAME

FIU ranks third in the nation for punt return average (20.8) and second in the country for punt return average defense (-0.44) as the special teams continue to excel in 2019.

TURNOVER BATTLE

FIU is 14-3 under head coach Butch Davis when the Panthers win the turnover battle. That record was even more evident when FIU faced Miami (Fla.) as the Panthers forced three turnovers and gave up none as the Hurricanes were downgraded, 30-24.

SECURE THE BAG

The Panthers have done a great job at not turning the ball over this season, with FIU ranking second in the C-USA and 16th in the nation. So far this season, FIU has only given the ball away 13 times.

TOP C-USA IN SACKS ALLOWED

The FIU offensive line has done a great job keeping James Morgan clean this season, as the big boys up front have only allowed 14 sacks this year. The 14 sacks allowed are tied for the eighth-lowest in the nation and is the best in the conference. The 14 sacks allowed ranks as the third lowest in FIU history, with the school-record of eight allowed coming last season. Two of the three lowest sack totals have come under assistant head coach Allen Mogridge.

FIU vs. Top 25 Sack Teams in Nation

Team	Rank	FIU Total Allowed
Miami (Fla.)	t7th	0
Charlotte	t18th	1.0
FAU	t24th	0
Marshall	t24th	1.0

D-LINE TURNAROUND

After four games to start the year, the Panthers had earned only three sacks. Since then, FIU has gotten to the QB 14 times in the last eight games. A large part of that success has been the addition of transfers Chris Whittaker (Kentucky) and Alexy Jean-Baptiste (Arkansas). The pair has combined for seven of FIU's 18 total sacks, with the two becoming eligible after the Panthers slow start on defense.

Game-By-Game Sacks Totals

Date	Opponent	Total
8/29/19	at Tulane	1.0
9/7/19	WKU	0
9/14/19	New Hampshire	1.0
9/20/19	at Louisiana Tech	1.0
10/5/19	UMass	2.0
10/12/19	Charlotte	1.0
10/19/19	UTEP	3.0
10/26/19	at Middle Tennessee	0
11/2/19	Old Dominion	3.0
11/9/19	at FAU	1.0
11/23/19	Miami (Fla.)	1.0
11/30/19	at Marshall	3.0

2019 C-USA STANDINGS

EAST DIVISION

Team	Conf.	CPct.	Overall	Pct
Florida Atlantic	7-1	0.875	10-3	0.769
Marshall	6-2	0.750	8-4	0.667
WKU	6-2	0.750	8-4	0.667
Charlotte	5-3	0.625	7-5	0.583
FIU	3-5	0.375	6-6	0.500
Middle Tennessee	3-5	0.375	4-8	0.333
Old Dominion	0-8	0.000	1-11	0.083

WEST DIVISION

Team	Conf.	CPct.	Overall	Pct
Louisiana Tech	6-2	0.750	9-3	0.750
UAB	6-2	0.750	9-4	0.692
Southern Miss	5-3	0.625	7-5	0.583
UTSA	3-5	0.375	4-8	0.333
North Texas	3-5	0.375	4-8	0.333
Rice	3-5	0.375	3-9	0.250
UTEP	0-8	0.000	1-11	0.083



GAME NOTES: CAMELLIA BOWL

2019 STATS

STAT BREAKDOWN

Category	FIU	ASU
Points/Game	26.5	33.7
First Downs	236	256
Rushing Yards/Game	168.0	126.8
Passing Yards/Game	203.5	305.3
Total Off. Yards/Game	371.5	432.2
Total Yards Allowed/Game	382.7	481.2
Third Down Conv.	38.1%	37.9%
Turnovers Gained	16	17
Turnovers Lost	13	20
Red Zone Offense	76.0%	87.5%
Red Zone Defense	88.9%	76.8%
Time of Possession/Game	28:44	27:36
Penalty Yards/Game	57.42	64.50

NCAA RANKING

Category	FIU	ASU
Points/Game	84	31
First Downs	91	66
Rushing Yards/Game	60	36
Passing Yards/Game	91	112
Total Off. Yards/Game	97	14
Total Yards Allowed/Game	60	127
Third Down Conv.	86	89
Turnovers Gained	76	61
Turnovers Lost	16	91
Red Zone Offense	112	t44
Red Zone Defense	t112	26
Time of Possession/Game	95	113
Penalty Yards/Game	61	110

FIU STAT LEADERS

Category	Player (Stats)
Total TDs	Anthony Jones (11)
Passing Yards	James Morgan (2273)
Passing TDs	James Morgan (13)
Rushing TDs	Anthony Jones (9)
Rushing Yards	Anthony Jones (802)
Receptions	Shemar Thornton (49)
Receiving TDs	Shemar Thornton (5)
Receiving Yards	Tony Gaiter IV (632)
Total Tackles	Jamal Gates (83)
Solos	Sage Lewis (40)
TFLs	Teair Tart (10.5)
INTs	Rishard Dames/Sage Lewis (3)
Pass Breakups	Stanley Thomas-Oliver (7)
Sacks	Alexy Jean-Baptiste (3.5)

NINE NAMED TO ALL C-USA TEAMS

FIU earned nine selections to this year's All-Conference USA Teams, with second teamers Sage Lewis and Stantley Thomas-Oliver III leading the way.

FIU All-Conference USA Selections

Player (Position)	Team
Sage Lewis (LB)	Second Team
Stantley Thomas-Oliver III (CB)	Second Team
James Morgan (QB)	Honorable Mention
Anthony Jones (RB)	Honorable Mention
Tony Gaiter IV (WR)	Honorable Mention
Devontay Taylor (OT)	Honorable Mention
D'Antne Demery (OT)	Honorable Mention
Tommy Heatherly (P)	Honorable Mention
Sione Finau (OG)	Freshman Team

MORGAN NEARS CAREER MARK

James Morgan is only three touchdown passes shy of tying the career touchdown mark (42) at FIU set by Josh Padrick from 2003-06. Morgan has 50 touchdowns for his career, with 16 coming at Bowling Green.

Most Passing TDs - Career

Rnk	TDs	Player	Years
1.	42	Josh Padrick	2003-06
2.	39	James Morgan	2018-Present
3.	35	Alex McGough	2014-17
4.	34	Paul McCall	2007-09
5.	30	Wes Carroll	2010-11

BORREGALES ON ALL-TIME LISTS

Jose Borregales has been clutch at FIU since first taking the field in 2017. The junior ranks first overall for most points scored by a non-quarterback, scoring 267 points for his career.

Most Points Scored (Non-QB) - Career

Rnk	Pts	Player	Years
1	267	J. Borregales (129 PAT, 46 FG)	2017-Pres.
2.	258	J. Griffin (114 PAT, 48 FG)	2009-12
3.	241	A. Taylor (106 PAT, 45 FG)	2013-16
4.	233	A. Moss (110 PAT, 41 FG)	2002-05
5.	224	T.Y. Hilton (37 TD, 1 PAT)	2008-11

LEWIS CLIMBS UP THE ALL-TIME LIST

Sage Lewis will end his career as one of the best tacklers in FIU history, as the Panther has collected 293 tackles to rank seventh all-time at FIU. Lewis already holds FIU's single-season record after earning 132 last season.

Most Tackles - Career

Rnk	Tackles	Player	Years
1.	365	Johnathan Cyprien	2009-12
2.	336	Anthony Wint	2014-17
3.	302	Scott Bryant	2006-09
4.	299	Treyvon Williams	2013-17
		Keyonvis Bouie	2003-06
6.	295	John Haritan	2002-04
7.	293	Sage Lewis	2016-19
8.	287	Winston Fraser	2009-12
9.	267	Nick Turnbull	2002-05
10.	263	Lance Preston	2002-05

LEWIS SHOWS OFF COVERAGE SKILLS

Sage Lewis has picked off three passes this season, despite entering the year with zero for his career. The three INTs are tied for second in the nation among linebackers.

BOOMIN' SOONER

JC transfer Tommy Heatherly has had a great start to his career at FIU, with the Oklahoma native dominating the punting game. The junior has earned a 42.6 average for punts this season, with 14 over 50 so far for the year and a long of 68 against FAU. Heatherly has also hit 14 punts inside the 20. Heatherly ranks third in the league for his 42.6 average and is tied for 48th in the nation.

JONES 57TH NATIONALLY FOR TDs

Anthony Jones has been a regular visiting the endzone this season, as the Panther running back has scored 11 touchdowns on the year. Jones is tied for 57th in the country when it comes to touchdowns responsible for and fifth in the C-USA by a non-QB. A total of nine scores have come on the ground and two by the way of receiving.



GAME NOTES: CAMELLIA BOWL

2019 TRENDS

LEADING/TRAILING/TIED

Leading At Half:	6-2
Trailing At Half:	0-4
Tied At Half:	0-0
Leading After 3rd Quarter:	6-0
Trailing After 3rd Quarter:	0-6

SCORING

Scores First:	3-1
Opponent Scores First:	3-5
Shutout at Half:	0-0
Holds Opp. Scoreless at Half:	2-0
Scores 20+ Points:	6-2
Scores Under 20 Points:	0-4
Allows 20+ Points:	2-6
Holds Opp. Under 20 Points:	4-0

TOTAL YARDS

Less Than 300 Yards:	1-2
300+ Total Offense:	3-2
400+ Total Offense:	1-0
500+ Total Offense:	2-1
600+ Total Offense:	0-0
Hold Opp. Less Than 300 Yards:	3-1
Allow Opp. 300+ Yards:	2-1
Allow Opp. 400+ Yards:	1-1
Allow Opp. 500+ Yards:	0-3
Allow Opp. 600+ Yards:	0-0

RUSH YARDS

Less Than 100 Yards:	0-3
100+ Yards Rushing:	3-3
200+ Yards Rushing:	1-0
300+ Yards Rushing:	2-0
Holds Opp. Under 100 Yards:	2-1
Allows 100+ Yards Rushing:	2-0
Allows 200+ Yards Rushing:	1-3
Allows 300+ Yards Rushing:	0-2

PASS YARDS

Less Than 200 Yards:	4-2
200+ Yards Passing:	2-3
300+ Yards Passing:	0-1
400+ Yards Passing:	0-0
500+ Yards Passing:	0-0
Holds Opp. Under 200 Yards:	4-3
Allows 200+ Yards Passing:	2-2
Allows 300+ Yards Passing:	0-1
Allows 400+ Yards Passing:	0-0
Allows 500+ Yards Passing:	0-0

TURNOVERS

Has 0 Turnovers:	4-1
Has 1 Turnover:	2-1
Has 2 Turnovers:	0-3
Has 3+ Turnovers:	0-1
Forces 0 Turnovers:	0-1
Forces 1 Turnover:	3-4
Forces 2 Turnover:	1-1
Forces 3+ Turnovers:	2-0

KINGS OF MIAMI

FIU led UM from start-to-finish on Nov. 23, as the two schools squared off at the former site of the Orange Bowl Stadium.

The Panthers jumped out to a 16-0 lead to start, before the Hurricanes finally managed to score. Anthony Jones put the game on ice late in the fourth quarter, as the running back sprinted down the sideline for a 37-yard score to put the Panthers up 30-17.

After a failed onside attempt, James Morgan and the Panthers formed the victory formation to kneel down and seal the 30-24 win over the Hurricanes.

HOME SWEET HOME

FIU has been dominant at home this season, earning a 6-1 record overall. The 6-1 mark ties 2017's total for the best home record in program history. FIU played six games at Riccardo Silva Stadium and one at Marlins Park.

ATTENDANCE RECORD VS UM

A total of 27, 339 fans witnessed the Panthers beat the Hurricanes on Saturday, Nov. 23 as FIU beat Miami (Fla.) 30-24 at Marlins Park to break a school-record for home crowd attendance. The mark betters FIU's 22,682 mark set against Duke on Oct. 1, 2011.

3-STRAIGHT OVER 100 FOR JONES

Anthony Jones had a streak of three games over 100 yards rushing, marking the first Panther to achieve the feat since Rashod Smith in 2004. Smith earned four-straight in that season.

Consecutive 100-Yard Rushing Games

Rnk	No	Player	Season
1.	4	Rashod Smith	2004
2.	3	Anthony Jones	2019
3.	2	Alex Gardner	2016
	2	Alex Gardner	2016
	2	Anthon Samuel	2014
	2	Darriet Perry	2010
	2	Adam Gorman	2003
	2	Jerrid Lundstedt	2002

TWO BACKS OVER 100

Anthony Jones and Napoleon Maxwell each finished over the century mark for rushing against Charlotte on Oct. 12. It marked just the seventh game in school history that FIU had at least two running backs over the century mark in the same game.

Games With Two RBs Over 100

Running Backs (Yards)	Opponent (Date)
Jones (117), Maxwell (114)	vs. Charlotte (10/12/19)
Phillips (117), Maxwell (104)	vs. UMass (9/15/18)
Gardner (108), McGough (108)	vs. UMass (12/2/17)
Gardner (119), Jones (121)	vs. Marshall (11/19/16)
Gardner (141), Jones (128)	at UTEP (10/8/16)
Perry (186), Hilton (158)	at Troy (11/13/10)
Mallary (118)	
Gorman (138), Demerritt (121)	vs. J'Ville (10/30/03)

DAVIS IN HOMECOMING GAMES

Head Coach Butch Davis is an impressive 12-1 all-time for Homecoming games dating back to his time at UNC and Miami, with a current win streak of 11 games.

JONES BESTS CHARLOTTE

Anthony Jones posted the best performance of his career against Charlotte, as he rushed for 117 yards on the ground and scored four times. Jones rushed for three touchdowns, while catching one as well to round out his day. The four scores for Jones tied FIU's single-game mark for a non-QB and were the most since T.Y. Hilton accomplished the feat in 2010.

Most TDs Scored by Non-QB

Rnk	No	Player vs. Opponent	Date
1.	4	Anthony Jones vs. Charlotte	10/12/19
	4	T.Y. Hilton vs. ULM	11/6/10
	4	Rashod Smith at NMSU	10/30/04
4.	3	Anthony Jones vs. Toledo	12/21/18
	3	Bryce Singleton vs. UMass	12/2/17

ALEXANDER C-USA POW HONORS

After his sensational game against UMass, Maurice Alexander was named the C-USA Special Teams Player of the Week for the first time in his career. Alexander took a punt back 90 yards against the Minutemen, which ranks as the second longest in school history behind T.Y. Hilton's 97-yard return versus FAU in 2011. Additionally, the 90-yard return for Alexander is the longest by any player in the NCAA this season



GAME NOTES: CAMELLIA BOWL

2019 HONORS

Sage Lewis

- Senior Bowl Preseason Watch List
- Preseason Nagurski Award Watch List
- Preseason Butkus Award Watch List
- Preseason C-USA Defensive Player of the Year
- All-Conference USA Second Team

James Morgan

- William V. Campbell Trophy Semifinalist
- Senior Bowl Preseason Watch List
- Manning Award Watch List
- Johnny Unitas Golden Arm Watch List
- CFPB National Performer of the Year Watch List
- Preseason Davey O'Brien Award Watch List
- Allstate AFCA Good Works Team Nominee
- Wuerffel Trophy Watch List
- All-Conference USA Honorable Mention
- C-USA All-Academic Team
- C-USA Spirit of Service Award

Maurice Alexander

- C-USA Special Teams POW (10/7)
- Phil Steele Preseason C-USA 1st Team (PR)
- Phil Steele Preseason C-USA 3rd Team (WR)
- Athlon Sports Preseason C-USA 1st Team (PR)
- Preseason All-Conference USA Team (PR)

Jose Borregales

- Lou Groza Award Watch List
- C-USA Special Teams POW (11/25)

Dallas Connell

- Preseason Remington Trophy Watch List

Sterling Palmer

- Preseason Mackey Award Watch List

Stantley Thomas-Oliver III

- All-Conference USA Second Team

Anthony Jones

- All-Conference USA Honorable Mention

Tony Gaiter IV

- All-Conference USA Honorable Mention

Devontay Taylor

- All-Conference USA Honorable Mention

D'Antne Demery

- All-Conference USA Honorable Mention

Tommy Heatherly

- All-Conference USA Honorable Mention

Sione Finau

- Conference USA All-Freshman Team

MORGAN CAREER HIGH IN RETURN

James Morgan returned to the field for FIU against Louisiana Tech, as the quarterback threw for a career-high 394 yards. Morgan also tossed a pair of scores versus the Bulldogs, while rushing for his second career touchdown as well.

WIGGINS SHINES IN FIRST START

Kaylan Wiggins broke FIU's record for most rushing yards by a quarterback, as he earned 187 yards on the ground and two scores against New Hampshire. Wiggins also threw 127 yards passing as well in his first start at QB.

DAMES GOES THE DISTANCE

Rishard Dames took an interception 80 yards against WKU, which was the longest INT return for the Panthers since Marshall McDuffie's 82 yard return in 2005.

MORGAN'S BREAKOUT YEAR IN 2018

James Morgan enjoyed a breakout season in his first year with the Panthers and helped FIU to a school-record nine wins, while setting a single-season record for passing touchdowns (26) and finishing with the second-most passing yards (2,727) in school history.

Morgan's 157.6 passing efficiency rating broke the single-season record at FIU, while ranking first overall in C-USA and 11th overall

in the NCAA as he finished the year with C-USA Newcomer of the Year and Honorable Mention laurels. Entering 2019, Morgan has earned a spot on the Manning Award, Johnny Unitas Golden Arm Award, Davey O'Brien Award and Wuerffel Trophy Watch Lists to name a few.

CAMPBELL TROPHY EYES MORGAN

Celebrating its 30th year in 2019, the award recognizes an individual as the absolute best football scholar-athlete in the nation for his combined academic success, football performance and exemplary leadership. Morgan is one of 185 semifinalist to earn the distinction on Wednesday, while being just one of four from the C-USA (Charlotte, FIU, Rice and UTSA) to claim the honor.

The NFF will announce 12-14 finalists on Oct. 30, and each of them will receive an \$18,000 postgraduate scholarship as a member of the 2019 NFF National Scholar-Athlete Class presented by Fidelity Investments. The finalists will travel to New York City for the 62nd NFF Annual Awards Dinner on Dec. 10, where their accomplishments will be highlighted in front of one of the most powerful audiences in all of sports. Live during the event, one member of the class will be declared as the winner of the 30th Campbell Trophy® Presented by Mazda and have his postgraduate scholarship increased to \$25,000.

CHUNK PLAYS

FIU has had 13 plays go over 40 yards this season, with six of those coming from James Morgan.

Opponent (Date)	Result	Yards
FIU vs. WKU (9/7)	Kaylan Wiggins pass to Maurice Alexander	40 yards
FIU vs. New Hampshire (9/14)	Kaylan Wiggins rush	70 yards
FIU at LA Tech (9/20)	James Morgan pass to Austin Maloney	43 yards
FIU at LA Tech (9/20)	James Morgan pass to Austin Maloney	45 yards
FIU vs. UMass (10/5)	Kaylan Wiggins rush	47 yards
FIU vs. Charlotte (10/12)	Anthony Jones rush	41 yards
FIU vs. UTEP (10/19)	James Morgan pass to Anthony Jones	61 yards
FIU vs. UTEP (10/19)	Anthony Jones rush	65 yards
FIU vs. ODU (11/2/19)	James Morgan pass to Maurice Alexander	46 yards
FIU vs. ODU (11/2/19)	James Morgan pass to Shemar Thornton	54 yards
FIU vs. ODU (11/2/19)	Napoleon Maxwell rush	46 yards
FIU at FAU (11/9/19)	Napoleon Maxwell rush	75 yards
FIU at Marshall (11/30/19)	James Morgan pass to Austin Maloney	59 yards



LAST TIME IT HAPPENED

RUSHING

Individual with 25-30 rushing attempts:		Individual passed for 400+ yards:	
FIU:	Alex Gardner (27) - Florida Atlantic	FIU:	Paul McCall (400) - at Florida Atlantic (OT)
Opp:	Gaej Walker (27) - vs WKU	Opp:	Graham Wilbert (403) - at Florida Atlantic
	10/1/16		11/29/08
	9/7/19		11/16/12
Individual with 31 or more rushing attempts:		Individual threw three (3) touchdowns:	
FIU:	Ben West (34) - Florida A&M	FIU:	James Morgan (3) - at UTSA
Opp:	James Conner (31) - Pittsburgh	Opp:	Eli Peters (3) - vs Toledo
	10/1/05		11/10/18
	9/13/14		12/21/18
Individual rushed for 100-149 yards:		Individual threw four (4) touchdowns:	
FIU:	Anthony Jones (112) - vs Miami	FIU:	James Morgan (4) - UAPB
Opp:	Terelle West (130) & Jayy McDonald (138) - at Middle Tennessee	Opp:	Andrew Ford (4) - UMass
	11/23/19		9/29/18
	10/26/19		12/2/17
Individual rushed for 150-199 yards:		Individual threw five (5) touchdowns:	
FIU:	Kaylan Wiggins (187) - New Hampshire	FIU:	Never
Opp:	Malcolm Davidson (153) - at Florida Atlantic	Opp:	Dalton Williams (5) - Akron
	9/14/19		N/A
	11/9/19		9/8/12
Individual rushed for 200+ Yards:		Team with less than 10 pass attempts:	
FIU:	Ben West (214) - Florida A&M	FIU:	9 - at Louisville
Opp:	Bennie Cunningham (230) - Middle Tennessee	Opp:	7 - at UTEP
	10/1/05		9/21/13
	10/13/12		11/16/13
Individual with 100 rush and receiving yards:		Team with less than five (5) pass completions:	
FIU:	Kedrick Rhodes (130 rush/115 rec.) - at Duke	FIU:	4 - at Louisville
Opp:	Never	Opp:	3 - at UTEP
	9/1/12		9/21/13
	N/A		11/16/13
Two rushers with 100 yards in a game:		Team had less than 50 yards passing:	
FIU:	Anthony Jones (117) & Napoleon Maxwell (114) - vs Charlotte	FIU:	27 - at Louisville
Opp:	Devin Singletary (184) & Kerrith Whyte (165) - vs Florida Atlantic	Opp:	25 - at Middle Tennessee
	10/12/19		9/21/13
	11/3/18		10/26/19
Three rushers with 100 yards in a game:		Individual threw for a 60-69-yard touchdown:	
FIU:	Darriet Perry (186), T.Y. Hilton (158), Darian Mallary (118) - at Troy	FIU:	Alex McGough to Dennis Turner (64) - N.C. Central
Opp:	Asher O'Hara (159), Jayy McDonald (138) & Terelle West (130) - at MT	Opp:	Driphus Jackson to James Mayden (69) - Rice
	11/13/10		9/19/15
	10/26/19		11/1/14
Team with 40 rushing attempts:		Individual threw for a 70-yard+ touchdown:	
FIU:	41 - vs Old Dominion	FIU:	James Morgan to Maurice Alexander (76) - UAPB
Opp:	44 - at Florida Atlantic	Opp:	Max Brosmer to Dylan Laube (86) - at Florida Atlantic
	11/2/19		9/29/18
	11/9/19		9/14/19
Team with fewer than 25 rushing attempts:		RECEIVING	
FIU:	23 - at Charlotte	Individual caught 10 passes:	
Opp:	24 - vs UMass	FIU:	Thomas Owens (11) - Old Dominion
	11/17/18	Opp:	Deon-Tay McManus (10) - Marshall
	10/4/19		11/11/17
Team rushed for 300+ Yards:		Individual had 100 yards receiving:	
FIU:	364 - vs Charlotte	FIU:	Shemar Thornton (125) - vs Old Dominion
Opp:	471 - at Middle Tennessee	Opp:	Deangelo Antoine (125) - at Florida Atlantic
	10/12/19		11/2/19
	10/23/19		11/9/19
Team held between 51-100 yards rushing:		Two individuals with 100 yards receiving in a game:	
FIU:	75 - at Tulane	FIU:	Glenn Coleman (115) and Willis Wright (109) - Middle Tenn.
Opp:	64 - vs Old Dominion	Opp:	Richie James (127) and Ty Lee (100) - Middle Tennessee
	8/27/19		10/13/12
	11/2/19		10/29/15
Team held under 50 yards rushing:		TOTAL OFFENSE	
FIU:	39 - at Charlotte	Team gained 500 total yards:	
Opp:	38 - vs UMass	FIU:	510 - vs Charlotte (350 Rushing, 160 Passing)
	10/15/16	Opp:	579 - at Florida Atlantic (261 rush, 318 pass)
	10/4/19		10/12/19
Individual scored on 50+ yard run:		Team gained 600 total yards:	
FIU:	Napoleon Maxwell (75) - at Florida Atlantic	FIU:	613 - UAPB (220 rush, 393 pass)
Opp:	Jayy McDonald (92) - at Middle Tennessee	Opp:	615 - at Kansas (224 rush, 391 pass)
	11/9/19		9/29/18
	10/23/19		9/22/07
PASSING		Team gained between 100-200 total yards:	
Individual with 40 pass attempts:		FIU:	189 - WKU (80 rush, 109 pass)
FIU:	James Morgan (41) - at Louisiana Tech	Opp:	115 - vs UMass (38 rush, 77 pass)
Opp:	J'Mar Smith (41) - at Louisiana Tech		9/24/16
	9/20/19		10/4/19
	9/20/19	Team gained less than 100 total yards:	
Individual with 50 pass attempts:		FIU:	27 - at Louisville
FIU:	Alex McGough (50) - Old Dominion	Opp:	Never
Opp:	Chase Litton (52) - at Marshall		N/A
	11/11/17		9/21/13
	10/28/17		N/A
Individual with 60 pass attempts:		FIRST DOWNS	
FIU:	Never	Team had 25 first downs:	
Opp:	Ben Dougherty (60) - vs. Florida A&M	FIU:	26 - vs Charlotte
	11/27/04	Opp:	26 - vs Miami
			10/12/19
Individual completed 25 passes:		Team had less than 10 first downs:	
FIU:	James Morgan (29) - at Louisiana Tech	FIU:	7 - at Miami
Opp:	J'Mar Smith (27) - at Louisiana Tech	Opp:	5 - vs UMass
	9/20/19		9/22/18
	9/20/19		10/4/19
Individual completed 30 passes:			
FIU:	Alex McGough (35) - Old Dominion		
Opp:	Andrew Ford (34) - UMass		
	11/11/17		
	12/2/17		
Individual passed for 300-399 yards:			
FIU:	James Morgan (394) - at Louisiana Tech		
Opp:	Andrew Ford (392) - UMass		
	9/20/19		
	12/2/17		



LAST TIME IT HAPPENED

PUNTING

Team punted at least 10 times:
 FIU: 10 - at UAB 9/27/14
 Opp: 10 - N.C. Central 9/19/15

Team did not punt:
 FIU: Never (1, several, last vs Charlotte) 10/12/19
 Opp: vs Florida Atlantic 11/3/18

Individual recorded a +50-yard punt:
 FIU: Tommy Heatherly (53) - vs Charlotte 10/12/19
 Opp: Bailey Cate (59) - vs Old Dominion 11/2/19

Individual recorded a +60-yard punt:
 FIU: Tommy Heatherly (68) - at Middle Tennessee 11/9/19
 Opp: Lou Hedley (61) - vs Miami 11/23/19

Individual recorded a +70-yard punt:
 FIU: Stone Wilson (71) - at Florida Atlantic 11/18/17
 Opp: Mike Ruggles (73) - at UTEP 11/16/13

Individual blocked a punt:
 FIU: Kenyatta Anderson - Charlotte 11/7/15
 Opp: Mar Drayton - vs Marshall 11/24/18

TURNOVERS

Individual threw three (3) interceptions:
 FIU: Alex McGough (3) - Indiana 9/1/16
 Opp: Jarren Williams (3) - vs Miami 11/23/19

Individual with two (2) interceptions:
 FIU: Richard Dames - vs Marshall 11/24/18
 Opp: Wiley Green - vs Rice 10/20/18

Team had four (4) turnovers:
 FIU: 4 (4 fumbles) - at Middle Tennessee 10/26/19
 Opp: 4 (4 INTs/0 fumbles) - at UTSA 11/10/18

Team had five (5) turnovers:
 FIU: 5 (2 INTs/3 fumbles) - at UTSA 10/11/14
 Opp: 5 (3 INTs/2 fumbles) - Middle Tennessee 11/15/14

Team had six (6) turnovers:
 FIU: 7 (5 INTs/2 fumbles) - at Arkansas 10/27/07
 Opp: 6 (4 INTs/2 fumbles) - at UAB 9/27/14

Team lost three (3) fumbles:
 FIU: 3 - at UCF 8/31/17
 Opp: 3 - Western Kentucky 11/24/14

Team lost six (6) fumbles:
 FIU: 6 - North Texas 10/15/05
 Opp: Never (High of 4 - twice - last Wagner) 9/6/14

Team recovered an onside kick:
 FIU: 1 - at WKU 10/27/18
 Opp: 1 - at Louisiana Tech 9/20/19

PENALTIES

Team was penalized 10 times:
 FIU: 11 - Tulane 10/14/17
 Opp: 10 - at UCF 8/31/17

Team was not penalized:
 FIU: Never (Record low 2 - at Troy) 10/18/03
 Opp: vs Rice 10/20/18

SCORING

Individual scored three touchdowns:
 FIU: James Morgan (3, two passing, one rushing) - at Louisiana Tech 9/20/19
 Opp: Malcolm Davidson (3, all rushing) - at Florida Atlantic 11/9/19

Individual scored four touchdowns:
 FIU: Anthony Jones (4, Three rushing, one receiving) - vs Charlotte 10/12/19
 Opp: Anthony Wales (4) - at WKU 11/5/16

Individual caught two touchdown passes:
 FIU: Anthony Jones (2) - at Charlotte 11/17/18
 Opp: Jon'Vea Johnson (2) - vs Toledo 12/21/18

Individual caught three touchdown passes:
 FIU: Bryce Singleton (3) - UMass 12/2/17
 Opp: Austin Duke (3) - Charlotte 11/7/15

Individual rushed for three touchdowns:
 FIU: Anthony Jones (3) - vs Charlotte 10/12/19
 Opp: Malcolm Davidson (3) - at Florida Atlantic 11/9/19

Individual kicked three field goals:
 FIU: Jose Borregales - vs Miami 11/23/19
 Opp: Vladimir Rivas - at Florida Atlantic 11/9/19

Individual kicked four or more field goals:
 FIU: Dustin Rivest (5) - Arkansas State 11/08/08
 Opp: Bailey Hale (5) - at Louisiana Tech 9/20/19

Individual kicked a 50-yard field goal:
 FIU: Jose Borregales (53) - vs Miami 11/23/19
 Opp: Greg Joseph (50) - Florida Atlantic 10/1/16

Individual returned a kickoff for a touchdown:
 FIU: Richard Leonard (100 yards) - at Florida Atlantic 11/16/12
 Opp: Carlos Henderson (92 yards) - LA Tech 10/22/16

Individual returned a punt for a touchdown:
 FIU: Maurice Alexander (90 yards) - vs UMass 10/4/19
 Opp: Deandre Reaves (69 yards) - at Marshall 11/14/15

Individual returned an interception for a touchdown:
 FIU: Rishard Dames (80 yards) - vs WKU 9/7/19
 Opp: J. Crawford (33 yards) - Indiana 9/1/18

Individual returned a fumble for a touchdown:
 FIU: Sage Lewis (61 yards) - at Charlotte 11/17/18
 Opp: Andrew Power (29 yards) - North Texas 9/1/11

Individual recovered a fumble in end zone for a TD:
 FIU: Chance Attaway - at Middle Tennessee 9/29/07
 Opp: Ryan Downing - North Texas 9/1/11

Individual returned/recovered a blocked punt for a TD:
 FIU: Kenyatta Anderson (23 yards) - Charlotte 11/7/15
 Opp: Mar Drayton (0 yards) - vs Marshall 11/24/18

Individual returned/recovered a blocked FG for a TD:
 FIU: Never
 Opp: Ross Cockrell (75 yards) - Duke 9/1/12

Individual returned a blocked PAT for a touchdown:
 FIU: Zach Davis - vs. Florida A&M 11/27/04
 Opp: Never

Team scored a two-point conversion:
 FIU: vs Marshall (M. Alexander pass to C. Alexander) 11/24/18
 Opp: vs Toledo (Eli Peters pass to Cody Thompson) 12/21/18

Team scored a safety:
 FIU: vs UTEP 10/19/19
 Opp: at UCF 8/31/17


Team recorded a shutout:
 FIU: vs UMass (44-0) 10/4/19
 Opp: at Marshall (52-0) 11/14/15

Team scored 28 points in a quarter:
 FIU: 28 (2nd) - UMass 9/15/18
 Opp: 28 (4th) - vs Florida Atlantic 11/3/18

Team scored 40 points in a half:
 FIU: 42 (1st) - vs UMass 9/15/18
 Opp: 40 (1st) - at Maryland 8/31/13



BOWL HISTORY



Former Panther legend and NFL great T.Y. Hilton (4)

2018 MAKERS WANTED BAHAMAS BOWL

FIU 35, Toledo 32

Running back Anthony Jones scored three times for the Panthers as FIU raced past the Toledo Rockets 35-32 to claim the Makers Wanted Bahamas Bowl title. Despite falling behind 10-0, the Panthers stormed back in the second quarter to take a lead it would not relinquish for the rest of the game. The bowl win gave FIU its ninth win of the season, a school-record.

2017 BAD BOY MOWERS GASPARILLA BOWL

Temple 28, FIU 3

Temple had three rushing touchdowns and one passing score to get past FIU, 28-3, in the Bad Boy Mowers Gasparilla Bow at Tropicana Field. The Panthers lost QB Alex McGough on their opening drive of the game to give the Owls an early advantage.

2011 BEEF 'O' BRADY'S BOWL

Marshall 20, FIU 10

A blocked punt by Marshall in the fourth quarter set up what proved to be the game-winning field goal as the FIU Panthers fell, 20-10, Tuesday night in the 2011 Beef 'O' Brady's Bowl. With the game knotted at 10, Marshall's Zack Dunston blocked a punt that gave the Thundering Herd the football on the FIU 23-yard line. FIU's defense kept the Thundering Herd out of the endzone, but a 39-yard field goal gave Marshall a lead it would not give up.

2010 LITTLE CAESAR'S PIZZA BOWL

FIU 34, Toledo 32

A Jack Griffin field goal as time expired gave FIU a 34-32 win in its first-ever bowl game at the Little Caesars Pizza Bowl. For the Panthers, Darriet Perry carried 16 times for 131 yards and two touchdowns. Greg Ellingson led all receivers with seven catches for 67 yards. Quarterback Wesley Carroll completed 16-of-27 passes for 140 yards and one score.

BAND & SPIRIT

FIU's Marching Band consists of 220 members, while the FIU Dazzlers & Cheerleading Teams consist of 61 members. Additionally, several students help fill the role of our mascot, Roary.



BOWL RECORDS

TOTAL TDS

3 - Anthony Jones - vs. [2018 Bahamas Bowl]

TOTAL YARDS

292 - Christian Alexander - vs. Toledo (2018 Bahamas Bowl)

PASSING TDS

1 - Christian Alexander - vs. Toledo (2018 Bahamas Bowl)

1 - Wes Carroll - vs. Toledo (2010 Little Caesars Bowl)

PASS YARDS

209 - Christian Alexander - vs. Toledo (2018 Bahamas Bowl)

COMPLETIONS

19 - Wes Carroll - vs. Marshall (2011 Beef O'Brady Bowl)

ATTEMPTS

33 - Maurice Alexander - vs. Temple (2017 Gasparilla Bowl)

INTS THROWN

3 - Maurice Alexander - vs. Temple (2017 Gasparilla Bowl)

LONG PASS

36 - Christian Alexander - vs. Toledo (2018 Bahamas Bowl)

RUSH TDS

3 - Anthony Jones - vs. [2018 Bahamas Bowl]

RUSH YARDS

132 - Darriet Perry - vs. Toledo (2010 Little Caesars Pizza Bowl)

RUSH ATTEMPTS

16 - Darriet Perry - vs. Toledo (2010 Little Caesars Pizza Bowl)

LONG RUSH

74 - Darriet Perry - vs. Toledo (2010 Little Caesars Pizza Bowl)

RECEIVING TDS

1 - Sterling Palmer vs. Toledo [2018 Bahamas Bowl]

1 - T.Y. Hilton - vs. Toledo (2010 Little Caesars Pizza Bowl)

RECEIVING YARDS

88 - T.Y. Hilton - vs. Marshall (2011 Beef O'Brady Bowl)

CATCHES

8 - T.Y. Hilton - vs. Marshall (2011 Beef O'Brady Bowl)

LONG CATCH

36 - Sterling Palmer - vs. Toledo [2018 Bahamas Bowl]

TOTAL TACKLES

13 - Jordan Hunt - vs. Marshall (2011 Beef O'Brady Bowl)

SOLOS

13 - Jordan Hunt - vs. Marshall (2011 Beef O'Brady Bowl)

ASSISTED

6 - Sage Lewis - vs. Toledo [2018 Bahamas Bowl]

6 - Niko Gonzalez - vs. Temple (2017 Gasparilla Bowl)

DEFENSIVE TDS

N/A

SACKS

2 - Jarvis Wilson - vs. Toledo (2010 Little Caesars Pizza Bowl)

INTS

2 - Kreg Brown - vs. Toledo (2010 Little Caesars Pizza Bowl)

FORCED FUMBLES

1 - Olin Cushion III - vs. Toledo [2018 Bahamas Bowl]

1 - Chuck Grace - vs. Toledo (2010 Little Caesars Pizza Bowl)

REC. FUMBLES

1 - Bryce Canady - vs. Temple (2017 Gasparilla Bowl)

EXTRA POINTS MADE

5 - Jose Borregales - vs. Toledo [2018 Bahamas Bowl]

FIELD GOALS MADE

2 - Jack Griffin - vs. Toledo (2010 Little Caesars Pizza Bowl)

FIELD GOAL LONG

46 - Jack Griffin - vs. Marshall (2011 Beef O'Brady's Bowl)

PUNTS

8 - Josh Brisk - vs. Marshall (2011 Beef O'Brady's Bowl)

PUNT LONG

53 - Josh Brisk - vs. Toledo (2010 Little Caesars Pizza Bowl)

PUNT TDS

N/A

KICK RETURNS

5 - T.Y. Hilton - vs. Toledo (2010 Little Caesars Pizza Bowl)

KICK TDS

1 - T.Y. Hilton - vs. Toledo (2010 Little Caesars Pizza Bowl)

RETURN LONG

98 - T.Y. Hilton - vs. Toledo (2010 Little Caesars Pizza Bowl)



COMBINED STATS

Date	Opponent	Score	Att.
Aug 29, 2019	at Tulane	L 14-42	16361
* Sep 07, 2019	WKU	L 14-20	13311
Sep 14, 2019	UNH	W 30-17	11756
* Sep 20, 2019	at Louisiana Tech	L 31-43	18782
Oct 05, 2019	UMASS	W 44-0	12746
* Oct 12, 2019	CLT	W 48-23	16834
* Oct 19, 2019	UTEP	W 32-17	13951
* Oct 26, 2019	at Middle Tennessee	L 17-50	9512
* Nov 02, 2019	OLD DOMINION	W 24-17	14644
* Nov 09, 2019	at FAU	L 7-37	17603
* Nov.23, 2019	vs Miami (Fla.)	W 30-24	27339
* Nov 30, 2019	at Marshall	L 27-30	18596

Record:	Overall	Home	Away	Neutral
All games	6-6	5-1	0-5	1-0
Conference	3-5	3-1	0-4	0-0
Non-Conference	3-1	2-0	0-1	1-0

Team Statistics	FIU	OPP
FIRST DOWNS	238	247
Rushing	97	134
Passing	117	90
Penalty	24	23
RUSHING YARDAGE	2098	2473
Rushing Attempts	454	476
Average Per Rush	4.6	5.2
Average Per Game	174.8	206.1
TDs Rushing	22	26
PASSING YARDAGE	2529	2141
Comp-Att-Int	202-352-4	182-330-11
Average Per Pass	7.2	6.5
Average Per Catch	12.5	11.8
Average Per Game	210.8	178.4
TDs Passing	13	12
TOTAL OFFENSE	4627	4614
Average Per Play	5.7	5.7
Average Per Game	385.6	384.5
KICK RETURNS: #-Yards	28-467	25-542
PUNT RETURNS: #-Yards	12-250	9-4
INT RETURNS: #-Yards	11-150	4-29
FUMBLES-LOST	18-9	18-6
PENALTIES-Yards	72-689	81-767
PUNTS-AVG	54-42.0	56-43.4
TIME OF POSSESSION/Game	28:53	30:54
3RD-DOWN Conversions	61/167	58/158
4TH-DOWN Conversions	14/25	11/17

Rushing	gp-gs	att	gain	loss	net	avg	td	lg	avg/g
JONES,A	12-9	167	826	23	803	4.8	9	65	66.9
MAXWELL,N	12-6	115	703	25	678	5.9	8	75	56.5
WIGGINS,K	10-1	49	372	49	323	6.6	3	70	32.3
PRICE,D	11-2	50	261	12	249	5.0	0	24	22.6
JOSEPH,L	6-0	11	48	4	44	4.0	0	9	7.3
ALEXANDER,M	9-5	9	43	1	42	4.7	0	14	4.7
PETERSON,S	11-0	8	33	1	32	4.0	0	7	2.9
JEFFERSON,N	1-0	1	15	0	15	15.0	0	15	15.0
JEAN, A	9-0	1	2	0	2	2.0	0	2	0.2
TOWNSEND,D	11-0	1	1	0	1	1.0	0	1	0.1
Total	12	454	2367	269	2098	4.6	22	75	174.8
Opponents	12	476	2786	313	2473	5.2	26	92	206.1

Passing	gp-gs	effic	comp-att-int	pct	yds	td	lg	avg/g
MORGAN,J	11-11	131.07	185-319-3	58.0	2336	13	61	212.4
WIGGINS,K	10-1	109.07	15-27-0	55.6	172	0	40	17.2
ALEXANDER,M	9-5	142.40	1-2-0	50.0	22	0	22	2.4
JONES,A	12-9	45.80	1-2-0	50.0	-1	0	0	-0.1
HALLMAN,A	12-0	-200.00	0-1-1	0.0	0	0	0	0.0
TEAM	7-0	0.00	0-1-0	0.0	0	0	0	0.0
Total	12	127.65	202-352-4	57.4	2529	13	61	210.8
Opponents	12	114.98	182-330-11	55.2	2141	12	86	178.4

Interceptions	no.	yds	avg	td	lg
LEWIS,S	3	21	7.0	0	12
DAMES,RISHARD	3	90	30.0	1	80
CUSHION,O	1	0	0.0	0	0
REYNOLDS,D	1	0	0.0	0	0
HALL,D	1	0	0.0	0	0
GATES,J	1	16	16.0	0	16
THOMAS-OLIVER,S	1	23	23.0	0	23

Receiving	gp-gs	no.	yds	avg	td	lg	avg/g
GAITER,T	12-7	49	674	13.8	4	34	56.2
THORNTON,S	12-10	48	603	12.6	5	54	50.2
ALEXANDER,M	9-5	25	298	11.9	1	46	33.1
MALONEY,A	12-8	23	461	20.0	1	59	38.4
PALMER,S	12-4	17	181	10.6	0	35	15.1
MAXWELL,N	12-6	12	92	7.7	0	23	7.7
JONES,A	12-9	10	123	12.3	2	61	10.2
PRICE,D	11-2	10	49	4.9	0	14	4.5
WILLIAMS,K	11-3	2	19	9.5	0	15	1.7
GASKIN,C	4-0	2	17	8.5	0	18	4.2
SCOTT,D	7-1	2	1	0.5	0	1	0.1
O'MEARA,D	12-4	1	12	12.0	0	12	1.0
LYNUM,C	2-0	1	-1	-1.0	0	0	-0.5
Total	12	202	2529	12.5	13	61	210.8
Opponents	12	182	2141	11.8	12	86	178.4

Punting	no.	yds	avg	lg	tb	fc	i20	50+	blk
HEATHERLY,T	51	2173	42.6	68	3	20	14	14	0
LEO,T	2	93	46.5	56	0	2	1	1	0
TEAM	1	0	0.0	0	0	0	0	0	1

Punt Returns	no.	yds	avg	td	lg
ALEXANDER,M	10	187	18.7	1	90
GAITER,T	2	53	26.5	0	34
PROPHETE,D	0	10	0.0	1	10
Total	12	250	20.8	2	90
Opponents	9	-4	-0.4	0	15

Field Goals	fg	pct.	01-19	20-29	30-39	40-49	50-99	lg	blk
BORREGALES,J	17-24	70.8	0-0	5-5	6-11	4-5	2-3	53	0

Kick Returns	no.	yds	avg	td	lg
MALONEY,A	13	269	20.7	0	30
MAXWELL,N	6	109	18.2	0	27
PRICE,D	4	47	11.8	0	19
GAITER,T	2	22	11.0	0	13
ALEXANDER,M	1	18	18.0	0	17
TOWNSEND,D	1	2	2.0	0	2
PETERSON,S	1	0	0.0	0	0
Total	28	467	16.7	0	30
Opponents	25	542	21.7	1	45

Scoring	td	fg	PAT				dxp	saf	pts
			kick	rush	rcv	pass			
BORREGALES,J	-	17-24	35-37	-	-	-	-	-	86
JONES,A	11	-	-	-	-	-	-	-	66
MAXWELL,N	8	-	-	-	-	-	-	-	48
THORNTON,S	5	-	-	-	-	-	-	-	30
GAITER,T	4	-	-	-	-	1-1	-	-	24
WIGGINS,K	3	-	-	-	-	-	-	-	18
ALEXANDER,M	2	-	-	-	-	-	-	-	12
MORGAN,J	2	-	-	-	-	-	-	-	12
DAMES,RISHARD	1	-	-	-	-	-	-	-	6
MALONEY,A	1	-	-	-	-	-	-	-	6
PROPHETE,D	1	-	-	-	-	-	-	-	6

All Purpose	g	rush	rcv	pr	kr	ir	total	avg/g
JONES,A	12	803	123	0	0	0	926	77.2
MAXWELL,N	12	678	92	0	109	0	879	73.2
GAITER,T	12	0	674	53	22	0	749	62.4
MALONEY,A	12	0	461	0	269	0	730	60.8



TEAM STATS

Team Statistics	FIU	OPP
SCORING	318	320
Points Per Game	26.5	26.7
Points Off Turnovers	50	44
FIRST DOWNS	238	247
Rushing	97	134
Passing	117	90
Penalty	24	23
RUSHING YARDAGE	2098	2473
Yards gained rushing	2367	2786
Yards lost rushing	269	313
Rushing Attempts	454	476
Average Per Rush	4.6	5.2
Average Per Game	174.8	206.1
TDs Rushing	22	26
PASSING YARDAGE	2529	2141
Comp-Att-Int	202-352-4	182-330-11
Average Per Pass	7.2	6.5
Average Per Catch	12.5	11.8
Average Per Game	210.8	178.4
TDs Passing	13	12
TOTAL OFFENSE	4627	4614
Total Plays	806	806
Average Per Play	5.7	5.7
Average Per Game	385.6	384.5
KICK RETURNS: #-Yards	28-467	25-542
PUNT RETURNS: #-Yards	12-250	9-4
INT RETURNS: #-Yards	11-150	4-29
KICK RETURN AVERAGE	16.7	21.7
PUNT RETURN AVERAGE	20.8	-0.4
INT RETURN AVERAGE	13.6	7.2
FUMBLES-LOST	18-9	18-6
PENALTIES-Yards	72-689	81-767
Average Per Game	57.4	63.9
PUNTS-Yards	54-2266	56-2428
Average Per Punt	42.0	43.4
Net punt average	40.9	36.0
KICKOFFS-Yards	66-3964	63-3600
Average Per Kick	60.1	57.1
Net kick average	37.5	42.6
TIME OF POSSESSION/Game	28:53	30:54
3RD-DOWN Conversions	61/167	58/158
3rd-Down Pct	37%	37%
4TH-DOWN Conversions	14/25	11/17
4th-Down Pct	56%	65%
SACKS BY-Yards	18-134	14-84
MISC YARDS	1	0
TOUCHDOWNS SCORED	38	39
FIELD GOALS-ATTEMPTS	17-24	17-20
ON-SIDE KICKS	0-0	1-4
RED-ZONE SCORES	(38-50) 76%	(40-45) 89%
RED-ZONE TOUCHDOWNS	(26-50) 52%	(28-45) 62%
PAT-ATTEMPTS	(35-37) 95%	(33-36) 92%
ATTENDANCE	83242	80854
Games/Avg Per Game	6/13874	5/16171
Neutral Site Games		1/27339

Score by Quarters	1st	2nd	3rd	4th	OT	Total
FIU	61	109	68	77	3	318
Opponents	69	64	92	89	6	320



GAME-BY-GAME TEAM STATS

TEAM STATISTICS

Date	Opponent	Rushing				Receiving				Passing				Kick Returns				Punt Returns				tot off	
		no.	yds	td	lg	no.	yds	td	lg	cmp	att	int	yds	td	lg	no.	yds	td	lg	no.	yds		td
Aug 29	at Tulane	26	59	1	12	19	233	1	35	19-34-1	233	1	35	2	25	0	21	0	0	0	0	0	292
Sep 07	WKU	46	151	1	18	5	66	0	40	5-18-0	66	0	40	1	12	0	12	3	29	0	18	217	
Sep 14	UNH	52	310	3	70	12	127	0	26	12-19-0	127	0	26	3	61	0	22	2	47	1	34	437	
Sep 20	at Louisiana Tech	26	180	2	44	29	414	2	45	29-41-1	414	2	45	6	107	0	30	0	0	0	0	594	
Oct 05	UMASS	55	278	2	47	19	263	2	30	19-33-0	263	2	30	0	0	0	0	2	140	1	90	541	
Oct 12	CLT	53	350	5	41	13	160	2	27	13-16-0	160	2	27	0	0	0	0	0	0	0	0	510	
Oct 19	UTEP	32	185	2	65	9	150	1	61	9-17-0	150	1	61	4	91	0	30	0	0	0	0	335	
Oct 26	at Middle Tennessee	34	89	0	22	17	230	2	30	17-33-0	230	2	30	5	57	0	17	1	9	0	9	319	
Nov 02	OLD DOMINION	41	131	2	46	20	252	0	54	20-33-0	252	0	54	2	42	0	24	3	6	0	3	383	
Nov 09	at FAU	30	146	1	75	21	234	0	33	21-40-1	234	0	33	3	21	0	19	0	0	0	0	380	
Nov.23	vs Miami (Fla.)	29	137	1	37	16	160	2	29	16-30-0	160	2	29	1	24	0	24	1	19	0	19	297	
Nov 30	at Marshall	30	82	2	14	22	240	1	59	22-38-1	240	1	59	1	27	0	27	0	0	0	0	322	
FIU		454	2098	22	75	202	2529	13	61	202-352-4	2529	13	61	28	467	0	30	12	250	2	90	4627	
		476	2473	26	92	182	2141	12	86	182-330-11	2141	12	86	25	542	1	45	9	-4	0	15	4614	

Games: 12 • Avg/rush: 4.6 • Avg/catch: 12.5 • Pass effic: 127.65 • KR avg: 16.7 • PR avg: 20.8 • All purpose avg/game: 457.8 • Total offense avg/gm: 385.6

Date	Opponent	Tackles				Sacks	Fumble		Pass Defense			blkd kick	PAT Attempts			off				
		ua	a	total	tfl-yds		no-yds	ff	fr-yds	int-yds	qbh		brup	kick	rush	rcv	saf	t/o	pts	
Aug 29	at Tulane	47	22	69	4.0-24	1.0-17	1	1-0	0-0	0	2	0	2-2	0	0	0	0	0	0	14
Sep 07	WKU	25	48	73	3.0-3	0.0-0	0	0-0	2-80	2	2	0	2-2	0	0	0	0	7	14	
Sep 14	UNH	35	22	57	5.0-15	1.0-7	0	0-0	1-4	4	4	0	3-4	0	0	0	0	0	30	
Sep 20	at Louisiana Tech	53	32	85	5.0-10	1.0-3	1	0-0	1-0	3	2	0	4-4	0	0	0	0	0	31	
Oct 05	UMASS	23	24	47	6.0-35	2.0-13	1	1-0	2-15	8	5	0	5-5	0	0	0	17	44		
Oct 12	CLT	37	18	55	4.0-13	1.0-6	2	1-0	0-0	1	3	0	6-7	0	0	0	7	48		
Oct 19	UTEP	36	30	66	8.0-33	3.0-20	0	0-0	1-0	0	3	0	3-3	0	0	1	3	32		
Oct 26	at Middle Tennessee	49	12	61	3.0-9	0.0-0	0	0-0	0-0	2	3	0	2-2	0	0	0	0	17		
Nov 02	OLD DOMINION	41	4	45	8.0-37	3.0-22	1	1-0	1-0	4	4	1	1-1	0	1	0	3	24		
Nov 09	at FAU	40	28	68	4.0-19	1.0-11	0	1-0	0-0	7	7	0	1-1	0	0	0	0	7		
Nov.23	vs Miami (Fla.)	25	40	65	2.0-8	2.0-6	0	0-0	3-51	3	6	0	3-3	0	0	0	6	30		
Nov 30	at Marshall	23	78	101	8.0-30	3.0-23	0	1-0	0-0	10	4	0	3-3	0	0	0	7	27		
FIU		434	358	792	60.0-236	17.0-128	6	6-0	11-150	44	45	1	35-37	0	1	1	50	318		
		424	377	801	61.0-198	13.0-81	11	9-22	4-29	38	44	1	33-36	0	1	0	44	320		

Date	Opponent	Punting										Field Goals			Kickoffs			
		no.	yds	avg	long	blkd	tb	fc	50+	i20	md-att	long	blkd	no.	yds	avg	tb	ob
Aug 29	at Tulane	6	238	39.7	57	0	1	2	2	1	0-0	0	0	3	165	55.0	1	0
Sep 07	WKU	7	316	45.1	53	0	0	3	3	2	0-1	0	0	3	195	65.0	3	0
Sep 14	UNH	4	200	50.0	60	0	1	1	3	2	1-3	20	0	6	422	70.3	5	0
Sep 20	at Louisiana Tech	3	151	50.3	57	0	0	1	2	1	1-2	36	0	6	314	52.3	2	0
Oct 05	UMASS	3	92	30.7	52	1	0	0	1	1	3-3	45	0	9	458	50.9	5	0
Oct 12	CLT	1	53	53.0	53	0	0	0	1	1	0-0	0	0	8	487	60.9	3	0
Oct 19	UTEP	2	91	45.5	48	0	0	0	0	1	3-3	46	0	7	453	64.7	5	0
Oct 26	at Middle Tennessee	6	281	46.8	62	0	0	2	2	2	1-2	33	0	4	206	51.5	1	0
Nov 02	OLD DOMINION	5	148	29.6	43	0	0	3	0	1	3-5	42	0	6	387	64.5	4	0
Nov 09	at FAU	4	188	47.0	68	0	1	1	1	1	0-0	0	0	2	130	65.0	2	0
Nov.23	vs Miami (Fla.)	6	241	40.2	44	0	0	4	0	1	3-3	53	0	7	424	60.6	3	0
Nov 30	at Marshall	7	267	38.1	48	0	0	5	0	1	2-2	41	0	5	323	64.6	4	0
FIU		54	2266	42.0	68	1	3	22	15	15	17-24	53	0	66	3964	60.1	38	0
		56	2428	43.4	61	0	8	10	15	23	17-20	45	1	63	3600	57.1	18	4



GAME-BY-GAME OPP. STATS

OPPONENT STATISTICS

Date	Opponent	Rushing				Receiving				Passing				Kick Returns				Punt Returns				tot off
		no.	yds	td	lg	no.	yds	td	lg	cmp-att-int	yds	td	lg	no.	yds	td	lg	no.	yds	td	lg	
Aug 29	at Tulane	49	360	4	50	15	195	2	42	15-19-0	195	2	42	1	29	0	29	0	0	0	0	555
Sep 07	WKU	35	98	1	14	19	241	1	48	19-33-2	241	1	48	0	0	0	0	3	-6	0	0	339
Sep 14	UNH	28	146	0	35	19	224	2	86	19-38-1	224	2	86	1	24	0	24	1	-3	0	0	370
Sep 20	at Louisiana Tech	43	275	3	29	27	290	0	54	27-41-1	290	0	54	4	82	1	30	0	0	0	0	565
Oct 05	UMASS	24	38	0	9	7	77	0	26	7-24-2	77	0	26	4	115	0	45	2	-3	0	15	115
Oct 12	CLT	41	251	2	48	7	113	1	43	7-13-0	113	1	43	3	47	0	20	1	-4	0	0	364
Oct 19	UTEP	45	132	1	20	12	151	1	34	12-21-1	151	1	34	2	41	0	22	0	0	0	0	283
Oct 26	at Middle Tennessee	55	471	6	92	6	25	1	9	6-12-0	25	1	9	3	35	0	13	0	0	0	0	496
Nov 02	OLD DOMINION	25	64	2	31	19	169	0	30	19-36-1	169	0	30	2	48	0	24	0	0	0	0	233
Nov 09	at FAU	43	274	3	31	23	317	1	45	23-37-0	317	1	45	0	0	0	0	0	0	0	0	591
Nov.23	vs Miami (Fla.)	31	164	1	21	19	249	2	35	19-36-3	249	2	35	4	76	0	31	1	2	0	2	413
Nov 30	at Marshall	57	200	3	24	9	90	1	24	9-20-0	90	1	24	1	45	0	45	1	10	0	10	290
Opponents		476	2473	26	92	182	2141	12	86	182-330-11	2141	12	86	25	542	1	45	9	-4	0	15	4614
		454	2098	22	75	202	2529	13	61	202-352-4	2529	13	61	28	467	0	30	12	250	2	90	4627

Games: 12 • Avg/rush: 5.2 • Avg/catch: 11.8 • Pass effic: 114.98 • KR avg: 21.7 • PR avg: -0.4 • All purpose avg/game: 431.8 • Total offense avg/gm: 384.5

Date	Opponent	Tackles				Sacks no-yds	Fumble		Pass Defense			blkd kick	PAT Attempts			off		pts
		ua	a	total	tfl-yds		ff	fr-yds	int-yds	qbh	brup		kick	rush	rcv	saf	t/o	
Aug 29	at Tulane	30	26	56	4.0-17	3.0-15	0	1-0	1-0	4	7	0	6-6	0	0	0	14	42
Sep 07	WKU	25	50	75	9.0-33	1.0-8	2	0-0	0-0	2	1	0	2-2	0	0	0	0	20
Sep 14	UNH	50	22	72	5.0-13	0.0-0	0	0-0	0-0	3	0	0	2-2	0	0	0	0	17
Sep 20	at Louisiana Tech	35	36	71	4.0-12	3.0-11	1	1-0	1-18	1	5	0	4-4	0	0	0	6	43
Oct 05	UMASS	54	34	88	4.0-17	1.0-9	1	1-0	0-0	5	1	1	0-0	0	0	0	0	0
Oct 12	CLT	36	38	74	2.0-10	1.0-8	2	0-0	0-0	0	2	0	2-3	0	0	0	0	23
Oct 19	UTEP	26	26	52	3.0-6	0.0-0	0	0-0	0-0	1	3	0	2-2	0	0	0	0	17
Oct 26	at Middle Tennessee	41	12	53	8.0-25	0.0-0	3	4-0	0-0	4	7	0	5-6	0	0	0	10	50
Nov 02	OLD DOMINION	50	19	69	11.0-35	4.0-22	1	1-22	0-0	4	3	0	2-2	0	0	0	7	17
Nov 09	at FAU	28	34	62	6.0-12	0.0-0	1	1-0	1-11	5	1	0	2-3	0	1	0	7	37
Nov.23	vs Miami (Fla.)	29	28	57	3.0-8	0.0-0	0	0-0	0-0	1	5	0	3-3	0	0	0	0	24
Nov 30	at Marshall	20	52	72	2.0-10	1.0-8	0	0-0	1-0	8	9	0	3-3	0	0	0	0	30
Opponents		424	377	801	61.0-198	13.0-81	11	9-22	4-29	38	44	1	33-36	0	1	0	44	320
		434	358	792	60.0-236	17.0-128	6	6-0	11-150	44	45	1	35-37	0	1	1	50	318

Date	Opponent	Punting										Field Goals			Kickoffs			
		no.	yds	avg	long	blkd	tb	fc	50+	i20	md-att	long	blkd	no.	yds	avg	tb	ob
Aug 29	at Tulane	4	180	45.0	58	0	1	1	2	2	0-0	0	0	7	393	56.1	2	0
Sep 07	WKU	6	265	44.2	55	0	0	1	2	3	2-2	44	0	4	249	62.2	3	0
Sep 14	UNH	6	254	42.3	52	0	0	1	1	4	1-2	41	0	4	223	55.8	0	1
Sep 20	at Louisiana Tech	2	75	37.5	43	0	0	1	0	0	5-5	45	0	9	512	56.9	0	0
Oct 05	UMASS	9	415	46.1	52	0	2	1	3	1	0-0	0	0	1	57	57.0	1	0
Oct 12	CLT	3	110	36.7	44	0	0	0	0	0	1-1	31	0	5	269	53.8	3	0
Oct 19	UTEP	4	185	46.2	61	0	0	0	1	1	1-1	23	0	4	241	60.2	0	0
Oct 26	at Middle Tennessee	6	209	34.8	41	0	1	1	0	3	1-1	30	0	9	529	58.8	4	0
Nov 02	OLD DOMINION	7	305	43.6	59	0	1	1	1	4	1-2	22	1	4	197	49.2	0	2
Nov 09	at FAU	1	47	47.0	47	0	1	0	0	0	3-3	33	0	8	465	58.1	1	1
Nov.23	vs Miami (Fla.)	3	156	52.0	61	0	1	1	2	1	1-1	22	0	3	191	63.7	2	0
Nov 30	at Marshall	5	227	45.4	58	0	1	2	3	4	1-2	38	0	5	274	54.8	2	0
Opponents		56	2428	43.4	61	0	8	10	15	23	17-20	45	1	63	3600	57.1	18	4
		54	2266	42.0	68	1	3	22	15	15	17-24	53	0	66	3964	60.1	38	0

TEAM GAME HIGHS

TEAM GAME HIGHS

Rushes	55	vs UMASS (Oct 05, 2019)
Yards Rushing	350	vs CLT (Oct 12, 2019)
Yards Per Rush	6.9	at Louisiana Tech (Sep 20, 2019)
TD Rushes	5	vs CLT (Oct 12, 2019)
Pass attempts	41	at Louisiana Tech (Sep 20, 2019)
Pass completions	29	at Louisiana Tech (Sep 20, 2019)
Yards Passing	414	at Louisiana Tech (Sep 20, 2019)
Yards Per Pass	10.1	at Louisiana Tech (Sep 20, 2019)
TD Passes	2	at Louisiana Tech (Sep 20, 2019)
	2	vs UMASS (Oct 05, 2019)
	2	vs CLT (Oct 12, 2019)
	2	at Middle Tennessee (Oct 26, 2019)
	2	vs Miami (Fla.) (Nov.23, 2019)
Total Plays	88	vs UMASS (Oct 05, 2019)
Total Offense	594	at Louisiana Tech (Sep 20, 2019)
Yards Per Play	8.9	at Louisiana Tech (Sep 20, 2019)
Points	48	vs CLT (Oct 12, 2019)
Sacks By	3	vs UTEP (Oct 19, 2019)
	3	vs Old Dominion (Nov 02, 2019)
	3	at Marshall (Nov 30, 2019)
First Downs	30	at Louisiana Tech (Sep 20, 2019)
Penalties	14	vs Miami (Fla.) (Nov.23, 2019)
Penalty Yards	144	vs Miami (Fla.) (Nov.23, 2019)
Turnovers	4	at Middle Tennessee (Oct 26, 2019)
Interceptions By	3	vs Miami (Fla.) (Nov.23, 2019)
Punts	7	vs WKU (Sep 07, 2019)
	7	at Marshall (Nov 30, 2019)
Punting Avg	53.0	vs CLT (Oct 12, 2019)
Long Punt	68	at FAU (Nov 09, 2019)
Punts inside 20	2	vs WKU (Sep 07, 2019)
	2	vs UNH (Sep 14, 2019)
	2	at Middle Tennessee (Oct 26, 2019)
Long Punt Return	90	vs UMASS (Oct 05, 2019)



OPP. GAME HIGHS

OPPONENT TEAM GAME HIGHS

Rushes	57	at Marshall (Nov 30, 2019)
Yards Rushing	471	at Middle Tennessee (Oct 26, 2019)
Yards Per Rush	8.6	at Middle Tennessee (Oct 26, 2019)
TD Rushes	6	at Middle Tennessee (Oct 26, 2019)
Pass attempts	41	at Louisiana Tech (Sep 20, 2019)
Pass completions	27	at Louisiana Tech (Sep 20, 2019)
Yards Passing	317	at FAU (Nov 09, 2019)
Yards Per Pass	10.3	at Tulane (Aug 29, 2019)
TD Passes	2	at Tulane (Aug 29, 2019)
	2	vs UNH (Sep 14, 2019)
	2	vs Miami (Fla.) (Nov.23, 2019)
Total Plays	84	at Louisiana Tech (Sep 20, 2019)
Total Offense	591	at FAU (Nov 09, 2019)
Yards Per Play	8.2	at Tulane (Aug 29, 2019)
Points	50	at Middle Tennessee (Oct 26, 2019)
Sacks By	4	vs Old Dominion (Nov 02, 2019)
First Downs	31	at Louisiana Tech (Sep 20, 2019)
Penalties	12	at Tulane (Aug 29, 2019)
Penalty Yards	106	vs UTEP (Oct 19, 2019)
Turnovers	3	vs UMASS (Oct 05, 2019)
	3	vs Miami (Fla.) (Nov.23, 2019)
Interceptions By	1	at Tulane (Aug 29, 2019)
	1	at Louisiana Tech (Sep 20, 2019)
	1	at FAU (Nov 09, 2019)
	1	at Marshall (Nov 30, 2019)
Punts	9	vs UMASS (Oct 05, 2019)
Punting Avg	52.0	vs Miami (Fla.) (Nov.23, 2019)
Long Punt	61	vs UTEP (Oct 19, 2019)
	61	vs Miami (Fla.) (Nov.23, 2019)
Punts inside 20	4	vs UNH (Sep 14, 2019)
	4	vs Old Dominion (Nov 02, 2019)
	4	at Marshall (Nov 30, 2019)
Long Punt Return	15	vs UMASS (Oct 05, 2019)



RED ZONE STATS

FIU Inside Opponent Red-Zone

Date	Opponent	Score	Times In RZ	Times Scored	Total Pts	Rush TDs	Pass TDs	FGs Made	Failed to score inside RZ						
									FGA	Down	Int	Fumb	Half	Game	
Aug 29, 2019	at Tulane	L 14-42	3	2	14	2	1	0	0	1	0	0	0	0	0
Sep 07, 2019	WKU	L 14-20	2	1	7	1	1	0	0	1	0	0	0	0	0
Sep 14, 2019	UNH	W 30-17	6	4	23	3	3	1	2	0	0	0	0	0	0
Sep 20, 2019	at Louisiana Tech	L 31-43	6	4	24	3	2	1	1	0	0	1	0	0	0
Oct 05, 2019	UMASS	W 44-0	5	4	20	2	2	0	2	0	0	0	0	1	0
Oct 12, 2019	CLT	W 48-23	7	6	41	6	4	2	0	0	0	0	0	1	0
Oct 19, 2019	UTEP	W 32-17	5	5	27	3	2	1	2	0	0	0	0	0	0
Oct 26, 2019	at Middle Tennessee	L 17-50	3	2	10	1	0	1	1	1	0	0	0	0	0
Nov 02, 2019	OLD DOMINION	W 24-17	6	5	24	2	2	0	3	1	0	0	0	0	0
Nov 09, 2019	at FAU	L 7-37	2	0	0	0	0	0	0	0	1	1	0	0	0
Nov.23, 2019	vs Miami (Fla.)	W 30-24	2	2	10	1	0	1	1	0	0	0	0	0	0
Nov 30, 2019	at Marshall	L 27-30	3	3	17	2	2	0	1	0	0	0	0	0	0
Totals			50	38	217	26	19	7	12	5	3	1	1	2	0
38 of 50 (76.0%)															

Opponents Inside FIU Red-Zone

Date	Opponent	Score	Times In RZ	Times Scored	Total Pts	Rush TDs	Pass TDs	FGs Made	Failed to score inside RZ						
									FGA	Down	Int	Fumb	Half	Game	
Aug 29, 2019	at Tulane	L 14-42	4	4	28	4	3	0	0	0	0	0	0	0	0
Sep 07, 2019	WKU	L 14-20	3	3	17	2	1	1	0	0	0	0	0	0	0
Sep 14, 2019	UNH	W 30-17	1	1	7	1	0	0	0	0	0	0	0	0	0
Sep 20, 2019	at Louisiana Tech	L 31-43	5	5	23	2	2	3	0	0	0	0	0	0	0
Oct 05, 2019	UMASS	W 44-0	0	0	0	0	0	0	0	0	0	0	0	0	0
Oct 12, 2019	CLT	W 48-23	3	3	16	2	2	1	0	0	0	0	0	0	0
Oct 19, 2019	UTEP	W 32-17	2	2	10	1	1	1	0	0	0	0	0	0	0
Oct 26, 2019	at Middle Tennessee	L 17-50	6	6	37	5	4	1	1	0	0	0	0	0	0
Nov 02, 2019	OLD DOMINION	W 24-17	4	3	17	2	2	0	1	1	0	0	0	0	0
Nov 09, 2019	at FAU	L 7-37	8	6	31	3	2	3	0	1	0	0	0	1	0
Nov.23, 2019	vs Miami (Fla.)	W 30-24	5	3	17	2	1	1	0	2	0	0	0	0	0
Nov 30, 2019	at Marshall	L 27-30	4	4	27	4	3	0	0	0	0	0	0	0	0
Totals			45	40	230	28	21	7	12	1	3	0	0	1	0
40 of 45 (88.9%)															



CONVERSION STATS

3rd-Down Conversions

Date	Opponent	Score	Overall	1st Qtr	2nd Qtr	3rd Qtr	4th Qtr	Overtime
Aug 29, 2019	at Tulane	L 14-42	4-12 33.3	0-1 0.0	3-4 75.0	0-4 0.0	1-3 33.3	
Sep 07, 2019	WKU	L 14-20	2-15 13.3	1-3 33.3	0-5 0.0	1-4 25.0	0-3 0.0	
Sep 14, 2019	UNH	W 30-17	6-13 46.2	1-2 50.0	0-2 0.0	2-4 50.0	3-5 60.0	
Sep 20, 2019	at Louisiana Tech	L 31-43	2-10 20.0	0-2 0.0	1-4 25.0	0-1 0.0	1-3 33.3	
Oct 05, 2019	UMASS	W 44-0	10-19 52.6	1-2 50.0	4-7 57.1	3-5 60.0	2-5 40.0	
Oct 12, 2019	CLT	W 48-23	9-11 81.8	2-3 66.7	2-3 66.7	0-0 0.0	5-5 100.0	
Oct 19, 2019	UTEP	W 32-17	6-11 54.5	3-4 75.0	1-3 33.3	0-2 0.0	2-2 100.0	
Oct 26, 2019	at Middle Tennessee	L 17-50	5-16 31.2	2-3 66.7	2-6 33.3	0-3 0.0	1-4 25.0	
Nov 02, 2019	OLD DOMINION	W 24-17	4-15 26.7	2-4 50.0	0-4 0.0	0-3 0.0	2-4 50.0	
Nov 09, 2019	at FAU	L 7-37	2-14 14.3	0-4 0.0	1-4 25.0	0-3 0.0	1-3 33.3	
Nov.23, 2019	vs Miami (Fla.)	W 30-24	6-14 42.9	3-5 60.0	2-3 66.7	0-4 0.0	1-2 50.0	
Nov 30, 2019	at Marshall	L 27-30	5-17 29.4	0-3 0.0	2-4 50.0	2-4 50.0	1-5 20.0	0-1 0.0
	FIU		61-167 36.5	15-36 41.7	18-49 36.7	8-37 21.6	20-44 45.5	0-1 0.0
	Opponents		58-158 36.7	18-39 46.2	17-48 35.4	14-35 40.0	9-36 25.0	0-0 0.0

4th-Down Conversions

Date	Opponent	Score	Overall	1st Qtr	2nd Qtr	3rd Qtr	4th Qtr	Overtime
Aug 29, 2019	at Tulane	L 14-42	1-2 50.0	0-0 0.0	0-0 0.0	1-1 100.0	0-1 0.0	
Sep 07, 2019	WKU	L 14-20	3-5 60.0	1-1 100.0	0-1 0.0	0-0 0.0	2-3 66.7	
Sep 14, 2019	UNH	W 30-17	0-0 0.0	0-0 0.0	0-0 0.0	0-0 0.0	0-0 0.0	
Sep 20, 2019	at Louisiana Tech	L 31-43	2-3 66.7	0-1 0.0	1-1 100.0	0-0 0.0	1-1 100.0	
Oct 05, 2019	UMASS	W 44-0	2-2 100.0	0-0 0.0	1-1 100.0	0-0 0.0	1-1 100.0	
Oct 12, 2019	CLT	W 48-23	1-1 100.0	0-0 0.0	1-1 100.0	0-0 0.0	0-0 0.0	
Oct 19, 2019	UTEP	W 32-17	0-0 0.0	0-0 0.0	0-0 0.0	0-0 0.0	0-0 0.0	
Oct 26, 2019	at Middle Tennessee	L 17-50	1-2 50.0	0-0 0.0	1-1 100.0	0-1 0.0	0-0 0.0	
Nov 02, 2019	OLD DOMINION	W 24-17	0-0 0.0	0-0 0.0	0-0 0.0	0-0 0.0	0-0 0.0	
Nov 09, 2019	at FAU	L 7-37	2-8 25.0	1-3 33.3	1-2 50.0	0-0 0.0	0-3 0.0	
Nov.23, 2019	vs Miami (Fla.)	W 30-24	0-0 0.0	0-0 0.0	0-0 0.0	0-0 0.0	0-0 0.0	
Nov 30, 2019	at Marshall	L 27-30	2-2 100.0	0-0 0.0	0-0 0.0	1-1 100.0	1-1 100.0	0-0 0.0
	FIU		14-25 56.0	2-5 40.0	5-7 71.4	2-3 66.7	5-10 50.0	0-0 0.0
	Opponents		11-17 64.7	2-3 66.7	1-3 33.3	2-3 66.7	6-8 75.0	0-0 0.0

Time of Possession

Date	Opponent	Score	Overall	1st Qtr	2nd Qtr	3rd Qtr	4th Qtr	Overtime
Aug 29, 2019	at Tulane	L 14-42	26:18	4:18	8:38	8:26	4:56	
Sep 07, 2019	WKU	L 14-20	26:51	5:05	6:27	6:53	8:26	
Sep 14, 2019	UNH	W 30-17	32:54	6:18	7:44	8:26	10:26	
Sep 20, 2019	at Louisiana Tech	L 31-43	23:13	4:21	9:11	5:15	4:26	
Oct 05, 2019	UMASS	W 44-0	38:21	8:56	10:00	7:55	11:30	
Oct 12, 2019	CLT	W 48-23	29:28	4:25	6:18	7:02	11:43	
Oct 19, 2019	UTEP	W 32-17	22:52	6:22	6:18	4:13	5:59	
Oct 26, 2019	at Middle Tennessee	L 17-50	27:17	5:39	9:24	4:32	7:42	
Nov 02, 2019	OLD DOMINION	W 24-17	32:47	10:36	6:04	8:05	8:02	
Nov 09, 2019	at FAU	L 7-37	29:45	9:30	7:01	7:09	6:05	
Nov.23, 2019	vs Miami (Fla.)	W 30-24	30:13	8:15	8:30	5:30	7:58	
Nov 30, 2019	at Marshall	L 27-30	26:43	6:13	5:07	9:12	6:11	0:00
	FIU	Total	346:42	79:58	90:42	82:38	93:24	0:00
		Avg.	28:53	6:39	7:33	6:53	7:47	0:00
	Opponents	Total	370:48	99:57	89:18	94:57	86:36	0:00
		Avg.	30:54	8:19	7:26	7:54	7:13	0:00



INDIVIDUAL STATS

Rushing	gp-gs	att	gain	loss	net	avg	td	lg	avg/g
JONES,A	12-9	167	826	23	803	4.8	9	65	66.9
MAXWELL,N	12-6	115	703	25	678	5.9	8	75	56.5
WIGGINS,K	10-1	49	372	49	323	6.6	3	70	32.3
PRICE,D	11-2	50	261	12	249	5.0	0	24	22.6
JOSEPH,L	6-0	11	48	4	44	4.0	0	9	7.3
ALEXANDER,M	9-5	9	43	1	42	4.7	0	14	4.7
PETERSON,S	11-0	8	33	1	32	4.0	0	7	2.9
JEFFERSON,N	1-0	1	15	0	15	15.0	0	15	15.0
JEAN, A	9-0	1	2	0	2	2.0	0	2	0.2
TOWNSEND,D	11-0	1	1	0	1	1.0	0	1	0.1
TURNER,J	9-0	1	0	5	-5	-5.0	0	0	-0.6
HEATHERLY,T	12-0	1	0	20	-20	-20.0	0	0	-1.7
TEAM	7-0	9	0	25	-25	-2.8	0	0	-3.6
MORGAN,J	11-11	31	63	104	-41	-1.3	2	15	-3.7
Total	12	454	2367	269	2098	4.6	22	75	174.8
Opponents	12	476	2786	313	2473	5.2	26	92	206.1

Passing	gp-gs	effic	comp-att-int	pct	yds	td	lg	avg/g
MORGAN,J	11-11	131.07	185-319-3	58.0	2336	13	61	212.4
WIGGINS,K	10-1	109.07	15-27-0	55.6	172	0	40	17.2
ALEXANDER,M	9-5	142.40	1-2-0	50.0	22	0	22	2.4
JONES,A	12-9	45.80	1-2-0	50.0	-1	0	0	-0.1
HALLMAN,A	12-0	-200.00	0-1-1	0.0	0	0	0	0.0
TEAM	7-0	0.00	0-1-0	0.0	0	0	0	0.0
Total	12	127.65	202-352-4	57.4	2529	13	61	210.8
Opponents	12	114.98	182-330-11	55.2	2141	12	86	178.4

Receiving	gp-gs	no.	yds	avg	td	lg	avg/g
GAITER,T	12-7	49	674	13.8	4	34	56.2
THORNTON,S	12-10	48	603	12.6	5	54	50.2
ALEXANDER,M	9-5	25	298	11.9	1	46	33.1
MALONEY,A	12-8	23	461	20.0	1	59	38.4
PALMER,S	12-4	17	181	10.6	0	35	15.1
MAXWELL,N	12-6	12	92	7.7	0	23	7.7
JONES,A	12-9	10	123	12.3	2	61	10.2
PRICE,D	11-2	10	49	4.9	0	14	4.5
WILLIAMS,K	11-3	2	19	9.5	0	15	1.7
GASKIN,C	4-0	2	17	8.5	0	18	4.2
SCOTT,D	7-1	2	1	0.5	0	1	0.1
O'MEARA,D	12-4	1	12	12.0	0	12	1.0
LYNUM,C	2-0	1	-1	-1.0	0	0	-0.5
Total	12	202	2529	12.5	13	61	210.8
Opponents	12	182	2141	11.8	12	86	178.4

Punt Returns	no.	yds	avg	td	lg
ALEXANDER,M	10	187	18.7	1	90
GAITER,T	2	53	26.5	0	34
PROPHETE,D	0	10	0.0	1	10
Total	12	250	20.8	2	90
Opponents	9	-4	-0.4	0	15

Interceptions	no.	yds	avg	td	lg
DAMES,RISHARD	3	90	30.0	1	80
LEWIS,S	3	21	7.0	0	12
REYNOLDS,D	1	0	0.0	0	0
HALL,D	1	0	0.0	0	0
THOMAS-OLIVER,S	1	23	23.0	0	23
CUSHION,O	1	0	0.0	0	0
GATES,J	1	16	16.0	0	16
Total	11	150	13.6	1	80
Opponents	4	29	7.2	0	18

Kick Returns	no.	yds	avg	td	lg
MALONEY,A	13	269	20.7	0	30
MAXWELL,N	6	109	18.2	0	27
PRICE,D	4	47	11.8	0	19
GAITER,T	2	22	11.0	0	13
TOWNSEND,D	1	2	2.0	0	2
ALEXANDER,M	1	18	18.0	0	17
PETERSON,S	1	0	0.0	0	0
Total	28	467	16.7	0	30
Opponents	25	542	21.7	1	45

Fumble Returns	no.	yds	avg	td	lg
Total	0	0	0.0	0	0
Opponents	1	22	22.0	0	22



INDIVIDUAL STATS

Scoring	td	fg	PAT				dxp	saf	pts
			kick	rush	rcv	pass			
BORREGALES,J	-	17-24	35-37	-	-	-	-	-	86
JONES,A	11	-	-	-	-	-	-	-	66
MAXWELL,N	8	-	-	-	-	-	-	-	48
THORNTON,S	5	-	-	-	-	-	-	-	30
GAITER,T	4	-	-	-	-	1-1	-	-	24
WIGGINS,K	3	-	-	-	-	-	-	-	18
ALEXANDER,M	2	-	-	-	-	-	-	-	12
MORGAN,J	2	-	-	-	-	-	-	-	12
PROPHETE,D	1	-	-	-	-	-	-	-	6
DAMES,RISHARD	1	-	-	-	-	-	-	-	6
MALONEY,A	1	-	-	-	-	-	-	-	6
PALMER,S	-	-	-	-	1	-	-	-	2
TEAM	-	-	-	-	-	-	1	-	2
Total	38	17-24	35-37	-	1	1-1	-	1	318
Opponents	39	17-20	33-36	0-1	1	1-1	-	-	320

Total Offense	g	plays	rush	pass	total	avg/g
MORGAN,J	11	350	-41	2336	2295	208.6
JONES,A	12	169	803	-1	802	66.8
MAXWELL,N	12	115	678	0	678	56.5
WIGGINS,K	10	76	323	172	495	49.5
PRICE,D	11	50	249	0	249	22.6
ALEXANDER,M	9	11	42	22	64	7.1
JOSEPH,L	6	11	44	0	44	7.3
PETERSON,S	11	8	32	0	32	2.9
JEFFERSON,N	1	1	15	0	15	15.0
JEAN, A	9	1	2	0	2	0.2
TOWNSEND,D	11	1	1	0	1	0.1
TURNER,J	9	1	-5	0	-5	-0.6
HEATHERLY,T	12	1	-20	0	-20	-1.7
TEAM	7	10	-25	0	-25	-3.6
Total	12	806	2098	2529	4627	385.6
Opponents	12	806	2473	2141	4614	384.5

Field Goals	fg	pct.	01-19	20-29	30-39	40-49	50-99	lg	blk
BORREGALES,J	17-24	70.8	0-0	5-5	6-11	4-5	2-3	53	0

FG Sequence	FIU	Opponents
Tulane	-	-
WKU	39	(19),(44)
UNH	31,32,(20)	(41),40
Louisiana Tech	(36),37	(25),(45),(41),(25),(29)
UMASS	(22),(29),(45)	-
CLT	-	(31)
UTEP	(32),(34),(46)	(23)
Middle Tennessee	47,(33)	(30)
Old Dominion	(21),(31),(42),50,32	34,(22)
FAU	-	(33),(27),(25)
Miami (Fla.)	(29),(50),(53)	(22)
Marshall	(41),(35)	(38),45

Punting	no.	yds	avg	lg	tb	fc	i20	50+	bl
HEATHERLY,T	51	2173	42.6	68	3	20	14	14	
LEO,T	2	93	46.5	56	0	2	1	1	
TEAM	1	0	0.0	0	0	0	0	0	
Total	54	2266	42.0	68	3	22	15	15	
Opponents	56	2428	43.4	61	8	10	23	15	

Kickoffs	no.	yds	avg	tb	ob	retn	net	yd!
BORREGALES,J	49	3010	61.4	29	0			
THIELE,E	17	954	56.1	9	0			
Total	66	3964	60.1	38	0	21.7	37.5	2
Opponents	63	3600	57.1	18	4	16.7	42.6	2

Numbers in (parentheses) indicate field goal was made.



DEFENSIVE STATS

#	Defensive Leaders	gp-gs	Tackles				tfl/yds	Sacks no-yds	Pass defense			Fumbles		blkd	
			ua	a	tot				int-yds	brup	qbh	rcv-yds	ff	kick	saf
59	GATES,J	12-12	35	48	83	2.5-7	0.5-3	1-16	4	1	.	1	.	.	
3	LEWIS,S	12-11	40	39	79	4.0-15	1.0-10	3-21	3	4	1-0	1	.	.	
1	CUSHION,O	13-10	37	24	61	1.0-6	.	1-0	5	1	1-0	1	.	.	
38	DAMES,RICHARD	12-12	39	13	52	4.0-11	1.0-3	.	4	2	
35	DAMES,RISHARD	12-9	36	14	50	4.0-10	.	3-90	4	1	
21	THOMAS-OLIVER,S	12-12	36	11	47	3.0-9	1.0-7	1-23	7	.	.	1	.	.	
4	BROWN,I	11-11	27	15	42	2.5-5	.	.	6	
36	HALL,D	12-2	26	15	41	0.5-1	.	1-0	5	2	
94	OLIVER,K	12-12	10	29	39	4.0-24	2.0-22	.	.	6	
93	TART,T	11-8	14	17	31	10.5-28	1.5-9	.	.	5	.	1	.	.	
95	TARVER,A	12-10	14	15	29	2	
40	JACKSON,D	12-3	13	12	25	.	.	.	1	.	.	.	1	.	
90	CURTIS,N	12-9	12	12	24	1.0-9	1.0-9	.	1	4	1-0	.	.	.	
6	JEAN, A	9-0	12	12	24	8.5-51	4.5-31	.	.	3	1-0	1	.	.	
47	WHITTAKER,C	10-3	11	9	20	5.0-23	2.5-16	.	.	5	1-0	.	.	.	
48	POWELL,J	12-0	11	7	18	1.0-6	.	.	1	
53	JONES,T	11-1	7	9	16	.	.	.	1	
7	TURNER,J	9-0	11	5	16	2.5-4	.	.	2	
97	MOORE,D	12-0	6	9	15	1.0-7	0.5-6	.	.	2	
92	MERCIER,J	9-0	4	10	14	2.0-12	1.5-12	.	.	2	
45	JACQUES-LOUIS,R	11-0	4	5	9	0.5-2	
98	WOODS,J	12-2	4	3	7	0.5-1	
96	REYNOLDS,D	8-0	3	4	7	.	.	1-0	.	1	
34	IRVING,C	11-0	3	1	4	
75	COLSON,R	12-4	1	3	4	1.0-1	.	.	.	1	
51	PROPHETE,D	10-0	2	2	4	
24	PRICE,D	11-2	2	1	3	
27	MCCRAY,B	10-0	1	2	3	
91	BURNS,K	4-0	1	2	3	
2D	DILLARD,M	6-0	1	1	2	
43	WHITE,N	3-0	2	.	2	
84	O'MEARA,D	12-4	2	.	2	
26	ANDERSON,J	6-0	2	.	2	.	.	.	1	
2	JONES,A	12-9	1	1	2	
8	JOSEPH,L	6-0	.	1	1	
12	MORGAN,J	11-11	1	.	1	
1A	ALEXANDER,M	9-5	1	.	1	
22	BAUTISTA,A	5-0	1	.	1	
99	STRICKLAND,D	4-0	.	1	1	
30	BORREGALES,J	12-0	1	.	1	
13	THIELE,E	3-0	.	1	1	
9H	HALLMAN,A	12-0	.	1	1	
28	WALKER,J	7-0	.	1	1	0.5-4	
15	MALONEY,A	12-8	.	1	1	
42	UNDERWOOD,J	2-0	.	1	1	0.5-0	
5	TOWNSEND,D	11-0	.	1	1	
58	TAYLOR,D	12-12	2	
39	HEATHERLY,T	12-0	1-0	.	.	.	
TM	TEAM	7-0	1	
Total		12	434	358	792	60-236	18-134	11-150	45	44	6-0	6	1	1	
Opponents		12	424	377	801	61-198	14-84	4-29	44	38	9-22	11	1	.	



INDIVIDUAL GAME HIGHS

INDIVIDUAL GAME HIGHS

Rushes	21	JONES,A at Middle Tennessee (Oct 26, 2019)
Yards Rushing	187	WIGGINS,K vs UNH (Sep 14, 2019)
TD Rushes	3	JONES,A vs CLT (Oct 12, 2019)
Long Rush	75	MAXWELL,N at FAU (Nov 09, 2019)
Pass attempts	41	MORGAN,J at Louisiana Tech (Sep 20, 2019)
Pass completions	29	MORGAN,J at Louisiana Tech (Sep 20, 2019)
Yards Passing	414	MORGAN,J at Louisiana Tech (Sep 20, 2019)
TD Passes	2	MORGAN,J at Louisiana Tech (Sep 20, 2019)
	2	MORGAN,J vs UMASS (Oct 05, 2019)
	2	MORGAN,J vs CLT (Oct 12, 2019)
	2	MORGAN,J at Middle Tennessee (Oct 26, 2019)
	2	MORGAN,J vs Miami (Fla.) (Nov.23, 2019)
Long Pass	61	MORGAN,J vs UTEP (Oct 19, 2019)
Receptions	9	GAITER,T at Marshall (Nov 30, 2019)
Yards Receiving	125	THORNTON,S vs Old Dominion (Nov 02, 2019)
TD Receptions	1	THORNTON,S at Tulane (Aug 29, 2019)
	1	JONES,A at Louisiana Tech (Sep 20, 2019)
	1	THORNTON,S at Louisiana Tech (Sep 20, 2019)
	1	MALONEY,A vs UMASS (Oct 05, 2019)
	1	GAITER,T vs UMASS (Oct 05, 2019)
	1	JONES,A vs CLT (Oct 12, 2019)
	1	THORNTON,S vs CLT (Oct 12, 2019)
	1	THORNTON,S vs UTEP (Oct 19, 2019)
	1	GAITER,T at Middle Tennessee (Oct 26, 2019)
	1	ALEXANDER,M at Middle Tennessee (Oct 26, 2019)
	1	GAITER,T vs Miami (Fla.) (Nov.23, 2019)
	1	THORNTON,S vs Miami (Fla.) (Nov.23, 2019)
	1	GAITER,T at Marshall (Nov 30, 2019)
Long Reception	61	JONES,A vs UTEP (Oct 19, 2019)
Field Goals	3	BORREGALES,J vs UMASS (Oct 05, 2019)
	3	BORREGALES,J vs UTEP (Oct 19, 2019)
	3	BORREGALES,J vs Old Dominion (Nov 02, 2019)
	3	BORREGALES,J vs Miami (Fla.) (Nov.23, 2019)
Long Field Goal	53	BORREGALES,J vs Miami (Fla.) (Nov.23, 2019)
Punts	7	HEATHERLY,T vs WKU (Sep 07, 2019)
	7	HEATHERLY,T at Marshall (Nov 30, 2019)
Punting Avg	53.0	HEATHERLY,T vs CLT (Oct 12, 2019)
Long Punt	68	HEATHERLY,T at FAU (Nov 09, 2019)
Punts inside 20	2	HEATHERLY,T vs WKU (Sep 07, 2019)
	2	HEATHERLY,T vs UNH (Sep 14, 2019)
	2	HEATHERLY,T at Middle Tennessee (Oct 26, 2019)
Long Punt Return	90	ALEXANDER,M vs UMASS (Oct 05, 2019)
Long Kickoff Return	30	MALONEY,A at Louisiana Tech (Sep 20, 2019)
	30	MALONEY,A vs UTEP (Oct 19, 2019)
Tackles	17	LEWIS,S at Marshall (Nov 30, 2019)
Sacks	1.5	JEAN, A vs UTEP (Oct 19, 2019)
Tackles For Loss	3.0	TART,T vs Old Dominion (Nov 02, 2019)
Interceptions	1	DAMES,RISHARD vs WKU (Sep 07, 2019)
	1	HALL,D vs WKU (Sep 07, 2019)
	1	LEWIS,S vs UNH (Sep 14, 2019)
	1	REYNOLDS,D at Louisiana Tech (Sep 20, 2019)
	1	LEWIS,S vs UMASS (Oct 05, 2019)
	1	DAMES,RISHARD vs UMASS (Oct 05, 2019)
	1	DAMES,RISHARD vs UTEP (Oct 19, 2019)
	1	CUSHION,O vs Old Dominion (Nov 02, 2019)
	1	LEWIS,S vs Miami (Fla.) (Nov.23, 2019)



INDIVIDUAL OPP. GAME HIGHS

OPPONENT INDIVIDUAL GAME HIGHS

Rushes	33	KNOX, Brenden, at Marshall (Nov 30, 2019)
Yards Rushing	159	O'HARA, Asher, at Middle Tennessee (Oct 26, 2019)
TD Rushes	3	HENDERSON, J., at Louisiana Tech (Sep 20, 2019)
	3	WEST, Terelle, at Middle Tennessee (Oct 26, 2019)
	3	DAVIDSON, Ma., at FAU (Nov 09, 2019)
Long Rush	92	MCDONALD, Jayy, at Middle Tennessee (Oct 26, 2019)
Pass attempts	41	SMITH, J'Mar, at Louisiana Tech (Sep 20, 2019)
Pass completions	27	SMITH, J'Mar, at Louisiana Tech (Sep 20, 2019)
Yards Passing	297	ROBISON, Chris, at FAU (Nov 09, 2019)
TD Passes	2	McMILLAN, J., at Tulane (Aug 29, 2019)
	2	Brosmer,Max, vs UNH (Sep 14, 2019)
	2	Williams, J., vs Miami (Fla.) (Nov.23, 2019)
Long Pass	86	Brosmer,Max, vs UNH (Sep 14, 2019)
Receptions	8	ANTOINE, Da., at FAU (Nov 09, 2019)
Yards Receiving	124	ANTOINE, Da., at FAU (Nov 09, 2019)
TD Receptions	1	JAMES, T., at Tulane (Aug 29, 2019)
	1	MOONEY, Darnell, at Tulane (Aug 29, 2019)
	1	PEARSON, J., vs WKU (Sep 07, 2019)
	1	Laube,Dylan, vs UNH (Sep 14, 2019)
	1	Espanet,Brian, vs UNH (Sep 14, 2019)
	1	LEMAY, Benny, vs CLT (Oct 12, 2019)
	1	COWING, Jacob, vs UTEP (Oct 19, 2019)
	1	MARSHALL, Jimmy, at Middle Tennessee (Oct 26, 2019)
	1	BRYANT, Harriso, at FAU (Nov 09, 2019)
	1	Pope, M., vs Miami (Fla.) (Nov.23, 2019)
	1	Wiggins, D., vs Miami (Fla.) (Nov.23, 2019)
	1	GAINES, Xavier, at Marshall (Nov 30, 2019)
Long Reception	86	Laube,Dylan, vs UNH (Sep 14, 2019)
Field Goals	5	HALE, Bailey, at Louisiana Tech (Sep 20, 2019)
Long Field Goal	45	HALE, Bailey, at Louisiana Tech (Sep 20, 2019)
Punts	9	GEORGOPOULOS, G, vs UMASS (Oct 05, 2019)
Punting Avg	52.0	Hedley, L., vs Miami (Fla.) (Nov.23, 2019)
Long Punt	61	CRAWFORD, M., vs UTEP (Oct 19, 2019)
	61	Hedley, L., vs Miami (Fla.) (Nov.23, 2019)
Punts inside 20	4	Sanborn,Drew, vs UNH (Sep 14, 2019)
	4	CATE, Bailey, vs Old Dominion (Nov 02, 2019)
	4	LEFEVRE, Robert, at Marshall (Nov 30, 2019)
Long Punt Return	15	RODGERS, Isaiah, vs UMASS (Oct 05, 2019)
Long Kickoff Return	45	RODGERS, Isaiah, vs UMASS (Oct 05, 2019)
	45	EVANS, Sheldon, at Marshall (Nov 30, 2019)
Tackles	13	BAILEY, K., vs WKU (Sep 07, 2019)
Sacks	1.0	LANGHAM, W., at Tulane (Aug 29, 2019)
	1.0	JOHNSON, P., at Tulane (Aug 29, 2019)
	1.0	JONES, J., vs WKU (Sep 07, 2019)
	1.0	BARNETT, E., at Louisiana Tech (Sep 20, 2019)
	1.0	WILLIAMS, M., at Louisiana Tech (Sep 20, 2019)
	1.0	OGBONNA, C., vs UMASS (Oct 05, 2019)
	1.0	WATTS, Markees, vs CLT (Oct 12, 2019)
	1.0	WILDER, Derek, vs Old Dominion (Nov 02, 2019)
	1.0	MOSS, Tobias, vs Old Dominion (Nov 02, 2019)
	1.0	HAYNES, Marcus, vs Old Dominion (Nov 02, 2019)
	1.0	JACKSON, Cory, vs Old Dominion (Nov 02, 2019)
	1.0	BURTON, Sam, at Marshall (Nov 30, 2019)
Tackles For Loss	3.5	WHITE, Keion, vs Old Dominion (Nov 02, 2019)
Interceptions	1	KEYES, T., at Tulane (Aug 29, 2019)
	1	SAM, Michael, at Louisiana Tech (Sep 20, 2019)



BOX SCORES

FIU vs Tulane (Aug 29, 2019 at New Orleans, La.)

Score by Quarters	1	2	3	4	Total
FIU	0	7	7	0	14
Tulane	7	21	14	0	42

Qtr Time Scoring play

1st	05:34	TLN - JAMES, T. 18 yd pass from McMILLAN, J. (GLOVER, M. kick), 7-70 3:25
2nd	14:54	TLN - JONES, A. 7 yd run (GLOVER, M. kick), 8-59 3:03
	10:05	TLN - DAUPHINE, C. 14 yd run (GLOVER, M. kick), 7-80 2:58
	03:50	FIU - JONES,A 1 yd run (BORREGALES,J kick), 13-75 6:15
	00:28	TLN - McMILLAN, J. 17 yd run (GLOVER, M. kick), 3-25 0:43
3rd	10:04	TLN - MOONEY, Darnell 42 yd pass from McMILLAN, J. (GLOVER, M. kick), 6-70 2:38
	07:57	TLN - DAUPHINE, C. 50 yd run (GLOVER, M. kick), 1-50 0:12
	04:44	FIU - THORNTON,S 17 yd pass from MORGAN,J (BORREGALES,J kick), 7-100 3:13

	FIU	TLN
FIRST DOWNS	16	29
RUSHES-YARDS (NET)	26-59	49-360
PASSING YDS (NET)	233	195
Passes Att-Comp-Int	34-19-1	19-15-0
TOTAL OFFENSE PLAYS-YARDS	60-292	68-555
Fumble Returns-Yards	0-0	0-0
Punt Returns-Yards	0-0	0-0
Kickoff Returns-Yards	2-25	1-29
Interception Returns-Yards	0-0	1-0
Punts (Number-Avg)	6-39.7	4-45.0
Fumbles-Lost	1-1	1-1
Penalties-Yards	4-35	12-103
Possession Time	26:18	33:42
Third-Down Conversions	4 of 12	7 of 12
Fourth-Down Conversions	1 of 2	0 of 0
Red-Zone Scores-Chances	2-3	4-4
Sacks By: Number-Yards	1-17	3-18

RUSHING: FIU-JONES,A 14-48; MAXWELL,N 6-17; ALEXANDER,M 1-0; MORGAN,J 5-minus 6. Tulane-BRADWELL, D. 13-90; DAUPHINE, C. 3-76; HUDERSON, S. 7-57; McMILLAN, J. 9-51; CARROLL, C. 8-44; BOOKER, Y. 1-19; SPEARS, T. 2-12; JONES, A. 2-10; HOWARD, K. 3-5; TEAM 1-minus 4.

PASSING: FIU-MORGAN,J 19-34-1-233. Tulane-McMILLAN, J. 14-18-0-199; HOWARD, K. 1-1-0-minus 4.

RECEIVING: FIU-ALEXANDER,M 5-30; THORNTON,S 4-40; GAITER,T 3-60; PALMER,S 2-49; MALONEY,A 2-45; MAXWELL,N 1-7; JONES,A 1-3; GASKIN,C 1-minus 1. Tulane-MOONEY, Darnell 4-84; JAMES, T. 4-60; JONES, A. 3-38; TOLES, J. 1-11; MCCLESKEY, J. 1-5; BRADWELL, D. 1-1; ROBERTSON, J. 1-minus 4.

INTERCEPTIONS: FIU-None. Tulane-KEYES, T. 1-0.

FUMBLES: FIU-MORGAN,J 1-1. Tulane-BRADWELL, D. 1-1.

FIU (0-1) vs. Tulane (1-0)

Date: Aug 29, 2019 • Site: New Orleans, La. • Stadium: Yulman Stadium
Attendance: 16361

Kickoff time: 7 p.m. • End of Game: 10:07 pm • Total elapsed time: 3:07
Officials: Referee: Jonathan Noll; Umpire: John Mitchell; Linesman: Gary Calip;
Line judge: Maia Chaka; Back judge: Tom Healey; Field judge: Victor Sanchez;
Side judge: Maurice Pierre; Center judge: Jeffrey Guadagn;
Temperature: 89 • Wind: E 5 MPH • Weather: Clear, Fair



BOX SCORES

WKU vs FIU (Sep 07, 2019 at Miami, Fla.)

Score by Quarters	1	2	3	4	Total
WKU	7	7	3	3	20
FIU	7	0	7	0	14

Qtr Time Scoring play

1st	08:53	WKU - PEARSON, J. 8 yd pass from DUNCAN, S. (MUNSON, C. kick), 4-78 2:02
	06:06	FIU - DAMES,RISHARD 80 yd interception return (BORREGALES,J kick)
2nd	03:53	WKU - WALKER, G. 2 yd run (MUNSON, C. kick), 9-59 3:28
3rd	08:39	WKU - MUNSON, C. 19 yd field goal, 12-79 5:07
	06:03	FIU - MAXWELL,N 15 yd run (BORREGALES,J kick), 7-75 2:36
4th	12:26	WKU - MUNSON, C. 44 yd field goal, 7-14 3:18

	WKU	FIU
FIRST DOWNS	17	14
RUSHES-YARDS (NET)	35-98	46-151
PASSING YDS (NET)	241	66
Passes Att-Comp-Int	33-19-2	18-5-0
TOTAL OFFENSE PLAYS-YARDS	68-339	64-217
Fumble Returns-Yards	0-0	0-0
Punt Returns-Yards	3--6	3-29
Kickoff Returns-Yards	0-0	1-12
Interception Returns-Yards	0-0	2-80
Punts (Number-Avg)	6-44.2	7-45.1
Fumbles-Lost	2-0	3-0
Penalties-Yards	7-60	4-47
Possession Time	33:09	26:51
Third-Down Conversions	5 of 13	2 of 15
Fourth-Down Conversions	0 of 0	3 of 5
Red-Zone Scores-Chances	3-3	1-2
Sacks By: Number-Yards	1-8	0-0

RUSHING: WKU-WALKER, G. 27-100; LAFRANCE, G. 1-2; STOREY, T. 1-0; TEAM 2-minus 2; DUNCAN, S. 4-minus 2. FIU-MAXWELL,N 8-48; JONES,A 11-43; WIGGINS,K 15-25; PRICE,D 5-21; ALEXANDER,M 3-11; MORGAN,J 4-3.

PASSING: WKU-DUNCAN, S. 19-33-2-241. FIU-MORGAN,J 3-11-0-25; WIGGINS,K 2-6-0-41; ALEXANDER,M 0-1-0-0.

RECEIVING: WKU-JACKSON, L. 6-93; FOURTENBARY, K. 5-74; PEARSON, J. 4-25; WALKER, G. 2-9; JERNIGHAN, Q. 1-26; SLOAN, J. 1-14. FIU-ALEXANDER,M 3-47; MALONEY,A 1-12; GAITER,T 1-7.

INTERCEPTIONS: WKU-None. FIU-DAMES,RISHARD 1-80; HALL,D 1-0.

FUMBLES: WKU-BUSH, C. 1-0; DUNCAN, S. 1-0. FIU-WIGGINS,K 2-0; MORGAN,J 1-0.

WKU (1-1) vs. FIU (0-2)

Date: Sep 07, 2019 • Site: Miami, Fla. • Stadium: Riccardo Silva
Attendance: 13311

Kickoff time: 7:05 • End of Game: 10:16 • Total elapsed time: 3:11

Officials: Referee: Joe Lehring; Umpire: Sheldon Davis; Linesman: Gerald Austin;
Line judge: Matthew Burks; Back judge: Ivan Daniels; Field judge: David Sherwood;
Side judge: Adrian Carson; Center judge: Karina Tovar;
Temperature: 88 • Wind: 11 mph • Weather: Mostly Cloudy



BOX SCORES

UNH vs FIU (Sep 14, 2019 at Miami, Fla.)

Score by Quarters	1	2	3	4	Total
UNH	10	0	7	0	17
FIU	7	6	7	10	30

Qtr Time Scoring play

1st	09:09	UNH - Hughes,Jason 41 yd field goal, 9-56 2:44
	06:36	FIU - MAXWELL,N 1 yd run (BORREGALES,J kick), 7-80 2:33
	00:38	UNH - Espanet,Brian 7 yd pass from Brosmer,Max (Hughes,Jason kick), 12-75 5:58
2nd	14:36	FIU - WIGGINS,K 2 yd run (BORREGALES,J kick failed), 3-72 1:02
3rd	10:20	UNH - Laube,Dylan 86 yd pass from Brosmer,Max (Hughes,Jason kick), 2-88 0:48
	06:57	FIU - WIGGINS,K 4 yd run (BORREGALES,J kick), 7-67 3:23
4th	08:36	FIU - PROPHETE,D 10 yd punt return (BORREGALES,J kick)
	01:44	FIU - BORREGALES,J 20 yd field goal, 10-43 5:16

	UNH	FIU
FIRST DOWNS	19	24
RUSHES-YARDS (NET)	28-146	52-310
PASSING YDS (NET)	224	127
Passes Att-Comp-Int	38-19-1	19-12-0
TOTAL OFFENSE PLAYS-YARDS	66-370	71-437
Fumble Returns-Yards	0-0	0-0
Punt Returns-Yards	1--3	2-47
Kickoff Returns-Yards	1-24	3-61
Interception Returns-Yards	0-0	1-4
Punts (Number-Avg)	6-42.3	4-50.0
Fumbles-Lost	0-0	0-0
Penalties-Yards	8-75	8-77
Possession Time	27:06	32:54
Third-Down Conversions	4 of 14	6 of 13
Fourth-Down Conversions	0 of 1	0 of 0
Red-Zone Scores-Chances	1-1	4-6
Sacks By: Number-Yards	0-0	1-7

RUSHING: UNH-Gray,Evan 5-71; Washington,C. 12-40; Laube,Dylan 8-36; Brosmer,Max 3-minus 1. FIU-WIGGINS,K 14-187; PRICE,D 7-57; JONES,A 17-52; MAXWELL,N 11-23; TEAM 3-minus 9.

PASSING: UNH-Brosmer,Max 19-38-1-224. FIU-WIGGINS,K 12-18-0-127; TEAM 0-1-0-0.

RECEIVING: UNH-Love,Malik 6-52; Laube,Dylan 3-87; Espanet,Brian 3-34; Washington,C. 3-11; Malone-Woods,J. 2-25; Briscoe,Charles 2-15. FIU-THORNTON,S 4-19; PALMER,S 3-37; MALONEY,A 2-37; GAITER,T 1-17; MAXWELL,N 1-10; ALEXANDER,M 1-7.

INTERCEPTIONS: UNH-None. FIU-LEWIS,S 1-4.

FUMBLES: UNH-None. FIU-None.

UNH (0-2) vs. FIU (1-2,0-1)

Date: Sep 14, 2019 • Site: Miami, Fla. • Stadium: Riccardo Silva
Attendance: 11756

Kickoff time: 7:05 • End of Game: 10:39 • Total elapsed time: 3:34
Officials: Referee: Kevin Randall; Umpire: Tony Barrial; Linesman: Graig Reed;
Line judge: Jonathan May; Back judge: Stephen Hrdlick; Field judge: Clarence Cotton;
Side judge: Antonio Smith; Center judge: Tobian Johnson;
Temperature: 82 • Wind: ENE 10 • Weather: Mostly Cloudy



BOX SCORES

FIU vs Louisiana Tech (Sep 20, 2019 at Ruston, La.)

Score by Quarters	1	2	3	4	Total
FIU	0	10	14	7	31
Louisiana Tech	0	13	14	16	43

Qtr Time Scoring play

2nd	14:56	LATECH - HALE, Bailey 25 yd field goal, 13-73 5:48
	12:24	FIU - BORREGALES,J 36 yd field goal, 7-51 2:32
	09:26	LATECH - HENDERSON, J. 29 yd run (HALE, Bailey kick), 6-71 2:58
	00:52	FIU - MORGAN,J 15 yd run (BORREGALES,J kick), 9-74 2:45
	00:00	LATECH - HALE, Bailey 45 yd field goal, 6-28 0:52
3rd	13:24	FIU - JONES,A 2 yd run (BORREGALES,J kick), 4-98 1:36
	08:50	LATECH - HENDERSON, J. 6 yd run (HALE, Bailey kick), 10-86 4:34
	06:57	FIU - THORNTON,S 31 yd pass from MORGAN,J (BORREGALES,J kick), 4-60 1:53
	04:16	LATECH - HENDERSON, J. 6 yd run (HALE, Bailey kick), 8-75 2:41
4th	13:17	LATECH - HALE, Bailey 41 yd field goal, 11-71 4:13
	05:09	LATECH - HALE, Bailey 25 yd field goal, 12-64 7:10
	02:17	LATECH - HALE, Bailey 29 yd field goal, 6-33 1:36
	00:51	FIU - JONES,A 1 yd pass from MORGAN,J (BORREGALES,J kick), 8-72 1:26
	00:46	LATECH - ROBERTSON, Amik 30 yd kickoff return (HALE, Bailey kick)

	FIU	LATECH
FIRST DOWNS	30	31
RUSHES-YARDS (NET)	26-180	43-275
PASSING YDS (NET)	414	290
Passes Att-Comp-Int	41-29-1	41-27-1
TOTAL OFFENSE PLAYS-YARDS	67-594	84-565
Fumble Returns-Yards	0-0	0-0
Punt Returns-Yards	0-0	0-0
Kickoff Returns-Yards	6-107	4-82
Interception Returns-Yards	1-0	1-18
Punts (Number-Avg)	3-50.3	2-37.5
Fumbles-Lost	1-1	1-0
Penalties-Yards	4-50	5-38
Possession Time	23:13	36:47
Third-Down Conversions	2 of 10	10 of 17
Fourth-Down Conversions	2 of 3	0 of 0
Red-Zone Scores-Chances	4-6	5-5
Sacks By: Number-Yards	1-3	3-11

RUSHING: FIU-MAXWELL,N 8-126; JONES,A 9-35; PRICE,D 3-9; MORGAN,J 4-7; WIGGINS,K 2-3. Louisiana Tech-HENDERSON, J. 15-141; DANCY, Jaqwis 17-73; SMITH, J'Mar 10-63; HARRIS, Smoke 1-minus 2.

PASSING: FIU-MORGAN,J 29-41-1-414; WIGGINS,K 0-0-0-0. Louisiana Tech-SMITH, J'Mar 27-41-1-290.

RECEIVING: FIU-GAITER,T 7-107; THORNTON,S 7-97; MALONEY,A 5-113; ALEXANDER,M 4-36; JONES,A 3-24; MAXWELL,N 2-19; GASKIN,C 1-18. Louisiana Tech-POWELL, Cee Jay 6-52; HEBERT, Griffin 5-78; HARDY, Adrian 5-49; DANCY, Jaqwis 4-23; STANLEY, Malik 3-54; HARRIS, Smoke 3-24; GRAHAM, Isaiah 1-10.

INTERCEPTIONS: FIU-REYNOLDS,D 1-0. Louisiana Tech-SAM, Michael 1-18.

FUMBLES: FIU-JONES,A 1-1. Louisiana Tech-HARDY, Adrian 1-0.

FIU (1-3,0-2) vs. Louisiana Tech (3-1,1-0)

Date: Sep 20, 2019 • Site: Ruston, La. • Stadium: Joe Aillet Stadium

Attendance: 18782

Kickoff time: 7:00 PM • End of Game: 10:48 • Total elapsed time: 3:48

Officials: Referee: Ken Antee; Umpire: Chad Craig; Linesman: Bryan Baker;

Line judge: Josiah Ford; Back judge: Stephen Hrdlick; Field judge: Chris Cockrell;

Side judge: Felix Meyer; Center judge: Chris Burnette;

Temperature: 76 Deg • Wind: 5MPH S • Weather: Cloudy



BOX SCORES

UMASS vs FIU (Oct 05, 2019 at Miami, Fla.)

Score by Quarters	1	2	3	4	Total
UMASS	0	0	0	0	0
FIU	17	17	10	0	44

Qtr Time Scoring play

1st	09:06	FIU - BORREGALES,J 22 yd field goal, 9-39 3:45
	03:57	FIU - JONES,A 6 yd run (BORREGALES,J kick), 8-69 3:21
	00:53	FIU - GAITER,T 30 yd pass from MORGAN,J (BORREGALES,J kick), 5-47 1:50
2nd	14:33	FIU - ALEXANDER,M 90 yd punt return (BORREGALES,J kick)
	07:07	FIU - BORREGALES,J 29 yd field goal, 13-68 6:00
	00:05	FIU - MALONEY,A 25 yd pass from MORGAN,J (BORREGALES,J kick), 10-80 1:50
3rd	04:36	FIU - MAXWELL,N 1 yd run (BORREGALES,J kick), 12-73 6:12
	01:03	FIU - BORREGALES,J 45 yd field goal, 6-57 1:43

	UMASS	FIU
FIRST DOWNS	5	26
RUSHES-YARDS (NET)	24-38	55-278
PASSING YDS (NET)	77	263
Passes Att-Comp-Int	24-7-2	33-19-0
TOTAL OFFENSE PLAYS-YARDS	48-115	88-541
Fumble Returns-Yards	0-0	0-0
Punt Returns-Yards	2--3	2-140
Kickoff Returns-Yards	4-115	0-0
Interception Returns-Yards	0-0	2-15
Punts (Number-Avg)	9-46.1	3-30.7
Fumbles-Lost	1-1	1-1
Penalties-Yards	6-100	2-15
Possession Time	19:14	38:21
Third-Down Conversions	1 of 13	10 of 19
Fourth-Down Conversions	0 of 1	2 of 2
Red-Zone Scores-Chances	0-0	4-5
Sacks By: Number-Yards	1-9	2-13

RUSHING: UMASS-ALLY, Bilal 9-24; CURTIS, Michael 6-15; ROBERSON, Cam 6-8; WEST, Randall 3-minus 9. FIU-JONES,A 20-115; MAXWELL,N 13-61; WIGGINS,K 1-47; PRICE,D 8-26; JOSEPH,L 5-22; PETERSON,S 4-11; ALEXANDER,M 2-4; TOWNSEND,D 1-1; MORGAN,J 1-minus 9.

PASSING: UMASS-CURTIS, Michael 5-19-2-66; WEST, Randall 2-5-0-11. FIU-MORGAN,J 19-31-0-263; WIGGINS,K 0-2-0-0.

RECEIVING: UMASS-JOHNSON, Je. 3-33; BRITT, Jessie 2-32; EMILUS, Samuel 1-7; HILL, Melvin 1-5. FIU-GAITER,T 7-103; PALMER,S 4-22; MALONEY,A 2-47; THORNTON,S 2-37; JONES,A 2-21; ALEXANDER,M 1-18; WILLIAMS,K 1-15.

INTERCEPTIONS: UMASS-None. FIU-DAMES,RISHARD 1-10; LEWIS,S 1-5.

FUMBLES: UMASS-CURTIS, Michael 1-1. FIU-THORNTON,S 1-1.

UMASS (1-5) vs. FIU (2-3,0-2)

Date: Oct 05, 2019 • Site: Miami, Fla. • Stadium: Riccardo Silva
Attendance: 12746

Kickoff time: 7:00 pm • End of Game: 10:03 pm • Total elapsed time: 3:03
Officials: Referee: Rodney Burnette; Umpire: Stephen Marshal; Linesman: Lea Bailey;
Line judge: Joshua Fath; Back judge: Raymond Tate; Field judge: Brandon Spencer;
Side judge: Joe Pester; Center judge: Nathan Jastram;
Temperature: 82 • Wind: E 17 • Weather: Partly Cloudy



BOX SCORES

CLT vs FIU (Oct 12, 2019 at Miami, Fla.)

Score by Quarters	1	2	3	4	Total
CLT	10	7	6	0	23
FIU	7	21	13	7	48

Qtr Time Scoring play

1st	10:56	CLT - CRUZ, Jonathan 31 yd field goal, 8-61 4:04
	04:03	FIU - THORNTON,S 6 yd pass from MORGAN,J (BORREGALES,J kick), 6-33 2:03
	01:10	CLT - MCALLISTER, A. 8 yd run (CRUZ, Jonathan kick), 6-75 2:54
2nd	13:29	FIU - WIGGINS,K 4 yd run (BORREGALES,J kick), 8-72 2:41
	08:18	FIU - MAXWELL,N 13 yd run (BORREGALES,J kick), 7-50 2:16
	02:56	CLT - LEMAY, Benny 43 yd pass from REYNOLDS, Chris (CRUZ, Jonathan kick), 10-79 5:22
	00:25	FIU - JONES,A 5 yd pass from MORGAN,J (BORREGALES,J kick), 9-75 2:31
3rd	11:34	FIU - JONES,A 5 yd run (BORREGALES,J kick failed), 9-75 3:26
	05:21	CLT - LEMAY, Benny 12 yd run (CRUZ, Jonathan kick failed), 10-99 6:13
	03:07	FIU - JONES,A 41 yd run (BORREGALES,J kick), 6-75 2:14
4th	09:58	FIU - JONES,A 13 yd run (BORREGALES,J kick), 11-71 6:24

	CLT	FIU
FIRST DOWNS	18	26
RUSHES-YARDS (NET)	41-251	53-350
PASSING YDS (NET)	113	160
Passes Att-Comp-Int	13-7-0	16-13-0
TOTAL OFFENSE PLAYS-YARDS	54-364	69-510
Fumble Returns-Yards	0-0	0-0
Punt Returns-Yards	1--4	0-0
Kickoff Returns-Yards	3-47	0-0
Interception Returns-Yards	0-0	0-0
Punts (Number-Avg)	3-36.7	1-53.0
Fumbles-Lost	3-1	2-0
Penalties-Yards	5-30	4-40
Possession Time	30:32	29:28
Third-Down Conversions	3 of 9	9 of 11
Fourth-Down Conversions	2 of 2	1 of 1
Red-Zone Scores-Chances	3-3	6-7
Sacks By: Number-Yards	1-8	1-6

RUSHING: CLT-LEMAY, Benny 21-154; REYNOLDS, Chris 9-65; MCALLISTER, A. 7-28; FINGER, Ishod 1-4; KEAN, Brett 3-0. FIU-JONES,A 16-117; MAXWELL,N 15-114; PRICE,D 9-86; JOSEPH,L 3-20; PETERSON,S 3-14; WIGGINS,K 3-9; ALEXANDER,M 1-4; TEAM 1-minus 2; MORGAN,J 2-minus 12.

PASSING: CLT-REYNOLDS, Chris 6-10-0-114; KEAN, Brett 1-3-0-minus 1. FIU-MORGAN,J 13-16-0-160.

RECEIVING: CLT-LEMAY, Benny 4-90; MCALLISTER, A. 2-10; DOLLAR, Cameron 1-13. FIU-MALONEY,A 4-73; GAITER,T 2-35; THORNTON,S 2-20; PALMER,S 1-13; O'MEARA,D 1-12; JONES,A 1-5; MAXWELL,N 1-4; ALEXANDER,M 1-minus 2.

INTERCEPTIONS: CLT-None. FIU-None.

FUMBLES: CLT-REYNOLDS, Chris 1-1; LYON, Nafees 1-0; MCALLISTER, A. 1-0. FIU-ALEXANDER,M 1-0; MORGAN,J 1-0.

CLT (2-4,0-2) vs. FIU (3-3,1-2)

Date: Oct 12, 2019 • Site: Miami, Fla. • Stadium: Riccardo Silva
Attendance: 16834

Kickoff time: 7:05 pm • End of Game: 10:10 • Total elapsed time: 3:05
Officials: Referee: Billy Williams; Umpire: Gregory Adams; Linesman: Hugo Cruz;
Line judge: Jeremiah Harris; Back judge: Brett Toney; Field judge: Chris Scott;
Side judge: LaShell Nelson; Center judge: Derrick Raiser;
Temperature: 81 • Wind: ENE 13 • Weather: Cloudy



BOX SCORES

UTEP vs FIU (Oct 19, 2019 at Miami, Fla.)

Score by Quarters	1	2	3	4	Total
UTEP	7	0	0	10	17
FIU	3	15	0	14	32

Qtr Time Scoring play

1st	12:24	FIU - BORREGALES,J 32 yd field goal, 5-24 1:16
	05:06	UTEP - HUGHES, Treyvon 1 yd run (BAECHLE, Gavin kick), 13-75 7:18
2nd	14:27	FIU - THORNTON,S 9 yd pass from MORGAN,J (BORREGALES,J kick), 11-70 5:39
	14:09	FIU - TEAM safety
	10:19	FIU - BORREGALES,J 34 yd field goal, 8-45 3:56
	04:48	FIU - BORREGALES,J 46 yd field goal, 6-21 1:55
4th	14:21	FIU - JONES,A 3 yd run (BORREGALES,J kick), 4-70 1:24
	06:57	UTEP - BAECHLE, Gavin 23 yd field goal, 14-69 7:24
	03:43	FIU - MAXWELL,N 10 yd run (BORREGALES,J kick), 6-86 3:14
	02:06	UTEP - COWING, Jacob 34 yd pass from LOCKSLEY, Kai (BAECHLE, Gavin kick), 7-75 1:37

	UTEP	FIU
FIRST DOWNS	17	15
RUSHES-YARDS (NET)	45-132	32-185
PASSING YDS (NET)	151	150
Passes Att-Comp-Int	21-12-1	17-9-0
TOTAL OFFENSE PLAYS-YARDS	66-283	49-335
Fumble Returns-Yards	0-0	0-0
Punt Returns-Yards	0-0	0-0
Kickoff Returns-Yards	2-41	4-91
Interception Returns-Yards	0-0	1-0
Punts (Number-Avg)	4-46.2	2-45.5
Fumbles-Lost	2-0	0-0
Penalties-Yards	10-106	4-39
Possession Time	37:08	22:52
Third-Down Conversions	6 of 15	6 of 11
Fourth-Down Conversions	3 of 3	0 of 0
Red-Zone Scores-Chances	2-2	5-5
Sacks By: Number-Yards	0-0	3-20

RUSHING: UTEP-LOCKSLEY, Kai 11-66; HUGHES, Treyvon 20-48; JOHNSON, Kavika 2-24; FLORES, R. 3-20; JONES, Brandon 6-6; WOLF, Tre'shon 1-1; TEAM 2-minus 33. FIU-JONES,A 15-102; MAXWELL,N 9-37; ALEXANDER,M 2-23; WIGGINS,K 2-13; MORGAN,J 1-7; PRICE,D 3-3.

PASSING: UTEP-LOCKSLEY, Kai 7-12-0-117; JONES, Brandon 5-9-1-34. FIU-MORGAN,J 9-17-0-150.

RECEIVING: UTEP-WOLF, Tre'shon 4-44; GARRETT, Justin 3-32; COWING, Jacob 2-47; BUSEY, Alan 2-11; JOHNSON, Kavika 1-17. FIU-THORNTON,S 4-50; JONES,A 1-61; MAXWELL,N 1-23; MALONEY,A 1-11; ALEXANDER,M 1-7; GAITER,T 1-minus 2.

INTERCEPTIONS: UTEP-None. FIU-DAMES,RISHARD 1-0.

FUMBLES: UTEP-TEAM 2-0. FIU-None.

UTEP (1-5,1-3) vs. FIU (4-3,1-2)

Date: Oct 19, 2019 • Site: Miami, Fla. • Stadium: Riccardo Silva

Attendance: 13951

Kickoff time: 7:00 pm • End of Game: 10:01 • Total elapsed time: 3:01

Officials: Referee: Jonathan Noli; Umpire: John Mitchell; Linesman: Gary Calip;

Line judge: Maia Chaka; Back judge: Tom Healey; Field judge: Victor Sanchez;

Side judge: Maurice Pierre; Center judge: Jeffrey Guadagn;

Temperature: 83 • Wind: S 12 • Weather: Mostly Cloudy



BOX SCORES

FIU vs Middle Tennessee (Oct 26, 2019 at Murfreesboro, TN)

Score by Quarters	1	2	3	4	Total
FIU	7	10	0	0	17
Middle Tennessee	14	0	23	13	50

Qtr Time Scoring play

1st	05:00	FIU - GAITER,T 18 yd pass from MORGAN,J (BORREGALES,J kick), 9-80 3:22
	01:50	MT - WEST, Terelle 1 yd run (HOLT, Crews kick), 7-82 3:02
	00:18	MT - MARSHALL, Jimmy 5 yd pass from O'HARA, Asher (HOLT, Crews kick), 3-23 1:25
2nd	07:28	FIU - ALEXANDER,M 23 yd pass from MORGAN,J (BORREGALES,J kick), 4-45 0:47
	00:06	FIU - BORREGALES,J 33 yd field goal, 8-79 1:16
3rd	12:07	MT - O'HARA, Asher 6 yd run (HOLT, Crews kick), 8-60 2:55
	10:30	MT - HOLT, Crews 30 yd field goal, 4-5 1:29
	06:26	MT - WEST, Terelle 2 yd run (HOLT, Crews kick), 5-79 2:28
	03:26	MT - O'HARA, Asher 2 yd run (HOLT, Crews kick failed), 3-5 1:16
4th	13:05	MT - WEST, Terelle 37 yd run (O'HARA, Asher rush failed), 8-59 4:15
	03:30	MT - MCDONALD, Jarry 92 yd run (HOLT, Crews kick), 1-92 0:14

	FIU	MT
FIRST DOWNS	16	19
RUSHES-YARDS (NET)	34-89	55-471
PASSING YDS (NET)	230	25
Passes Att-Comp-Int	33-17-0	12-6-0
TOTAL OFFENSE PLAYS-YARDS	67-319	67-496
Fumble Returns-Yards	0-0	0-0
Punt Returns-Yards	1-9	0-0
Kickoff Returns-Yards	5-57	3-35
Interception Returns-Yards	0-0	0-0
Punts (Number-Avg)	6-46.8	6-34.8
Fumbles-Lost	5-4	1-0
Penalties-Yards	7-50	7-51
Possession Time	27:17	32:38
Third-Down Conversions	5 of 16	7 of 14
Fourth-Down Conversions	1 of 2	0 of 0
Red-Zone Scores-Chances	2-3	6-6
Sacks By: Number-Yards	0-0	0-0

RUSHING: FIU-JONES,A 21-87; MORGAN,J 2-14; PETERSON,S 1-7; WIGGINS,K 4-6; PRICE,D 2-2; TEAM 1-0; MAXWELL,N 1-minus 2; TURNER,J 1-minus 5; HEATHERLY,T 1-minus 20. Middle Tennessee-O'HARA, Asher 22-159; MCDONALD, Jarry 9-138; WEST, Terelle 9-130; ANDERSON, Brad 10-30; DOBSON, Zack 3-18; JOHNSON, Tyrese 1-0; CUNNINGHAM, C. 1-minus 4.

PASSING: FIU-MORGAN,J 16-32-0-208; ALEXANDER,M 1-1-0-22. Middle Tennessee-O'HARA, Asher 6-12-0-25.

RECEIVING: FIU-ALEXANDER,M 5-87; THORNTON,S 5-67; GAITER,T 3-30; MALONEY,A 2-28; PRICE,D 2-18. Middle Tennessee-MARSHALL, Jimmy 2-11; ANDERSON, Brad 2-7; LEE, Ty 1-9; PIERCE, Jarrin 1-minus 2.

INTERCEPTIONS: FIU-None. Middle Tennessee-None.

FUMBLES: FIU-ALEXANDER,M 1-1; TEAM 1-1; MAXWELL,N 1-1; MORGAN,J 1-1; HEATHERLY,T 1-0. Middle Tennessee-O'HARA, Asher 1-0.

FIU (4-4,2-3) vs. Middle Tennessee (3-5,2-2)

Date: Oct 26, 2019 • Site: Murfreesboro, TN • Stadium: Floyd
Attendance: 9512

Kickoff time: 2:33 PM • End of Game: 6:03 • Total elapsed time: 3:30
Officials: Referee: Rodney Burnette; Umpire: Steve Marshall; Linesman: Lea Bailey;
Line judge: Josh Fath; Back judge: Raymond Tate; Field judge: Brandon Spencer;
Side judge: Joe Pester; Center judge: Nathan Jastram;
Temperature: 74 • Wind: SSE@20 • Weather: Rain, strong wind



BOX SCORES

Old Dominion vs FIU (Nov 02, 2019 at Miami, Fla.)

Score by Quarters	1	2	3	4	Total
Old Dominion	7	0	0	10	17
FIU	3	6	7	8	24

Qtr Time Scoring play

1st	09:04	ODU - WASHINGTON, R. 4 yd run (RICE, Nick kick), 1-4 0:07
	05:50	FIU - BORREGALES,J 21 yd field goal, 7-74 3:14
2nd	14:48	FIU - BORREGALES,J 31 yd field goal, 10-56 5:04
	12:19	FIU - BORREGALES,J 42 yd field goal, 4--2 1:35
3rd	06:54	FIU - MAXWELL,N 13 yd run (BORREGALES,J kick), 2-80 0:40
4th	10:24	ODU - RICE, Nick 22 yd field goal, 10-45 4:30
	06:17	FIU - MORGAN,J 1 yd run (PALMER,S pass from GAITER,T), 10-65 4:07
	02:54	ODU - DAVIS, Lala 10 yd run (RICE, Nick kick), 3-76 0:45

	ODU	FIU
FIRST DOWNS	13	20
RUSHES-YARDS (NET)	25-64	41-131
PASSING YDS (NET)	169	252
Passes Att-Comp-Int	36-19-1	33-20-0
TOTAL OFFENSE PLAYS-YARDS	61-233	74-383
Fumble Returns-Yards	1-22	0-0
Punt Returns-Yards	0-0	3-6
Kickoff Returns-Yards	2-48	2-42
Interception Returns-Yards	0-0	1-0
Punts (Number-Avg)	7-43.6	5-29.6
Fumbles-Lost	2-1	2-1
Penalties-Yards	6-59	6-64
Possession Time	27:13	32:47
Third-Down Conversions	4 of 15	4 of 15
Fourth-Down Conversions	0 of 1	0 of 0
Red-Zone Scores-Chances	3-4	5-6
Sacks By: Number-Yards	4-22	3-22

RUSHING: Old Dominion-DAVIS, Lala 6-58; GEIGER, Matt 4-12; WASHINGTON, R. 3-11; HENDRICK, C. 2-2; STRONG, Kesian 3-1; SMARTT, Stone 1-0; TEAM 1-minus 9; WOLFF, Hayden 5-minus 11. FIU-MAXWELL,N 16-83; PRICE,D 6-40; JONES,A 10-39; TEAM 3-minus 12; MORGAN,J 6-minus 19.

PASSING: Old Dominion-WOLFF, Hayden 19-35-1-169; SMARTT, Stone 0-1-0-0. FIU-MORGAN,J 20-33-0-252.

RECEIVING: Old Dominion-STRONG, Kesian 4-32; BROWN, Darrell 3-6; FITZGERALD, N. 2-50; MOORE, Aaron 2-20; WILLIAMS, S. 2-19; ANTHONY, Donta 2-16; SAVEDGE, Darius 1-13; HERSLOW, Jake 1-7; HENDRICK, C. 1-4; SPENCER, Isaiah 1-2. FIU-THORNTON,S 6-125; ALEXANDER,M 4-68; PRICE,D 4-18; PALMER,S 2-13; GAITER,T 2-12; MALONEY,A 1-12; WILLIAMS,K 1-4.

INTERCEPTIONS: Old Dominion-None. FIU-CUSHION,O 1-0.

FUMBLES: Old Dominion-WOLFF, Hayden 1-1; BARNETT, Tony 1-0. FIU-MILLER,M 1-0; MORGAN,J 1-1.

Old Dominion (1-8,0-5) vs. FIU (5-4,3-3)

Date: Nov 02, 2019 • Site: Miami, Fla. • Stadium: Riccardo Silva
Attendance: 14644

Kickoff time: 12:05 pm • End of Game: 3:20 • Total elapsed time: 3:15
Officials: Referee: Ken Antee; Umpire: Chad Craig; Linesman: Bryan Baker;
Line judge: Josiah Ford; Back judge: Larry C. Neal; Field judge: Christopher Coc;
Side judge: Felix Meyer; Center judge: Christopher Bur;
Temperature: 87 • Wind: 5 NE • Weather: Sunny



BOX SCORES

FIU vs FAU (Nov 09, 2019 at Boca Raton, Fla.)

Score by Quarters	1	2	3	4	Total
FIU	0	7	0	0	7
FAU	7	6	15	9	37

Qtr Time Scoring play

1st	08:43	FAU - DAVIDSON, Ma. 10 yd run (RIVAS, Vladimir kick), 12-80 4:54
2nd	13:46	FAU - RIVAS, Vladimir 33 yd field goal, 7-56 1:50
	13:34	FIU - MAXWELL,N 75 yd run (BORREGALES,J kick), 1-75 0:12
	06:10	FAU - RIVAS, Vladimir 27 yd field goal, 10-56 3:33
3rd	11:53	FAU - BRYANT, HARRISO 5 yd pass from ROBISON, Chris (BRYANT, HARRISO pass from ROBISON, Chris), 3-16 0:31
	09:55	FAU - DAVIDSON, Ma. 6 yd run (RIVAS, Vladimir kick), 3-16 0:31
4th	14:22	FAU - DAVIDSON, Ma. 23 yd run (RIVAS, Vladimir kick failed), 2-47 0:31
	09:01	FAU - RIVAS, Vladimir 25 yd field goal, 7-56 2:43

	FIU	FAU
FIRST DOWNS	17	30
RUSHES-YARDS (NET)	30-146	43-274
PASSING YDS (NET)	234	317
Passes Att-Comp-Int	40-21-1	37-23-0
TOTAL OFFENSE PLAYS-YARDS	70-380	80-591
Fumble Returns-Yards	0-0	0-0
Punt Returns-Yards	0-0	0-0
Kickoff Returns-Yards	3-21	0-0
Interception Returns-Yards	0-0	1-11
Punts (Number-Avg)	4-47.0	1-47.0
Fumbles-Lost	1-1	2-1
Penalties-Yards	6-53	5-45
Possession Time	29:45	30:15
Third-Down Conversions	2 of 14	6 of 12
Fourth-Down Conversions	2 of 8	1 of 2
Red-Zone Scores-Chances	0-2	6-8
Sacks By: Number-Yards	1-11	0-0

RUSHING: FIU-MAXWELL,N 16-116; JEFFERSON,N 1-15; WIGGINS,K 4-7; MORGAN,J 1-5; PRICE,D 5-4; JEAN,A 1-2; JONES,A 1-1; JOSEPH,L 1-minus 4. FAU-DAVIDSON, Ma. 17-144; CHARLES, James 6-46; MASON, Chauncey 6-45; FORKUOH, Eman. 1-16; WRIGHT, Willie 1-11; RAINE, John 1-9; TRONTI, Nick 5-8; ANTOINE, Da. 1-6; ROBISON, Chris 5-minus 11.

PASSING: FIU-MORGAN,J 20-37-0-235; JONES,A 1-2-0-minus 1; HALLMAN,A 0-1-1-0. FAU-ROBISON, Chris 21-35-0-297; TRONTI, Nick 2-2-0-20.

RECEIVING: FIU-GAITER,T 7-116; THORNTON,S 5-63; PALMER,S 3-25; MAXWELL,N 3-21; PRICE,D 2-10; LYNUM,C 1-minus 1. FAU-ANTOINE, Da. 8-124; BRYANT, HARRISO 4-57; WRIGHT, Willie 4-24; HARRISON, T 3-39; MASON, Chauncey 2-37; BRUNSON, James 1-24; MITCHELL, John 1-12.

INTERCEPTIONS: FIU-None. FAU-DOTSON, Meiko 1-11.

FUMBLES: FIU-GAITER,T 1-1. FAU-FORKUOH, Eman. 1-1; ROBISON, Chris 1-0.

FIU (5-5,3-4) vs. FAU (7-3,5-1)

Date: Nov 09, 2019 • Site: Boca Raton, Fla. • Stadium: FAU Stadium
Attendance: 17603

Kickoff time: 6:06 pm • End of Game: 9:15 • Total elapsed time: 3:09
Officials: Referee: Justin Elliott; Umpire: Dongray Johnson; Linesman: Jerr Harris;
Line judge: Joe Strahmer; Back judge: Michael Bailey; Field judge: Carlos Guzman;
Side judge: Tony Lombardo; Center judge: Eric Steen;
Temperature: 73 • Wind: NNE 7mph • Weather: Overcast & sprinkles
FAU Captains: 6 Tronti, 51 Diaz, 36 Leroy
FIU Captains: 1 Cushion, 3 Lewis, 12 Morgan, 16 Gaiter
30 Borregales - FAU wins toss (Tails) and defers to second half and will defend the South goal.



BOX SCORES

Miami (Fla.) vs FIU (Nov.23, 2019 at Miami, Florida)

Score by Quarters	1	2	3	4	Total
Miami (Fla.)	0	0	3	21	24
FIU	10	3	3	14	30

Qtr Time Scoring play

1st	10:08	FIU - BORREGALES,J 29 yd field goal, 4-6 2:06
	03:59	FIU - THORNTON,S 29 yd pass from MORGAN,J (BORREGALES,J kick), 11-80 4:11
2nd	00:02	FIU - BORREGALES,J 50 yd field goal, 9-49 3:07
3rd	09:02	FIU - BORREGALES,J 53 yd field goal, 4--8 2:15
	01:52	UM - Price, C. 22 yd field goal, 11-70 7:10
4th	11:04	FIU - GAITER,T 13 yd pass from MORGAN,J (BORREGALES,J kick), 6-89 3:06
	08:07	UM - Harris, C. 14 yd run (Price, C. kick), 9-69 2:57
	03:10	UM - Pope, M. 35 yd pass from Williams, J. (Price, C. kick), 7-75 1:29
	02:17	FIU - JONES,A 37 yd run (BORREGALES,J kick), 2-42 0:53
	00:31	UM - Wiggins, D. 3 yd pass from Williams, J. (Price, C. kick), 9-63 1:46

	UM	FIU
FIRST DOWNS	26	17
RUSHES-YARDS (NET)	31-164	29-137
PASSING YDS (NET)	249	160
Passes Att-Comp-Int	36-19-3	30-16-0
TOTAL OFFENSE PLAYS-YARDS	67-413	59-297
Fumble Returns-Yards	0-0	0-0
Punt Returns-Yards	1-2	1-19
Kickoff Returns-Yards	4-76	1-24
Interception Returns-Yards	0-0	3-51
Punts (Number-Avg)	3-52.0	6-40.2
Fumbles-Lost	2-0	1-0
Penalties-Yards	6-65	14-144
Possession Time	29:47	30:13
Third-Down Conversions	1 of 10	6 of 14
Fourth-Down Conversions	3 of 5	0 of 0
Red-Zone Scores-Chances	3-5	2-2
Sacks By: Number-Yards	0-0	2-12

RUSHING: Miami (Fla.)-Harris, C. 11-86; Dallas, D. 9-50; Burns, R. 4-31; Williams, J. 6-0; TEAM 1-minus 3. FIU-JONES,A 16-112; MAXWELL,N 7-35; JOSEPH,L 2-6; WIGGINS,K 1-minus 1; TEAM 1-minus 2; MORGAN,J 2-minus 13.

PASSING: Miami (Fla.)-Williams, J. 19-36-3-249. FIU-MORGAN,J 16-30-0-160.

RECEIVING: Miami (Fla.)-Mallory, W. 4-71; Osborn, K. 3-25; Wiggins, D. 3-9; Pope, M. 2-49; Harris, C. 2-29; Thomas, J. 2-22; Harley, M. 2-19; Irvin II, M. 1-25. FIU-GAITER,T 6-82; THORNTON,S 6-70; JONES,A 1-5; MAXWELL,N 1-2; PRICE,D 1-1; SCOTT,D 1-0.

INTERCEPTIONS: Miami (Fla.)-None. FIU-THOMAS-OLIVER,S 1-23; GATES,J 1-16; LEWIS,S 1-12.

FUMBLES: Miami (Fla.)-Williams, J. 1-0; TEAM 1-0. FIU-MORGAN,J 1-0.

Miami (Fla.) (6-4,4-3) vs. FIU (5-5,3-4)

Date: Nov.23, 2019 • Site: Miami, Florida • Stadium: Marlins Park

Attendance: 27339

Kickoff time: 7:10 pm • End of Game: 10:45 pm • Total elapsed time: -
 Officials: Referee: Jeff Heaser; Umpire: Mike Morton; Linesman: George Geiss;
 Line judge: Jim Slayton; Back judge: Jacques Hooper; Field judge: Alonzo Ramsey;
 Side judge: Jerry Hocker; Center judge: Larry Saunders;
 Temperature: 75 • Wind: SE 11 • Weather: Mostly Cloudy



BOX SCORES

FIU vs Marshall (Nov 30, 2019 at Huntington, W.Va.)

Score by Quarters	1	2	3	4	OT	O1	Total
FIU	0	7	0	17	3	3	27
Marshall	0	10	7	7	6	6	30

Qtr Time Scoring play

2nd	13:52	MAR - ROHRWASSER, J. 38 yd field goal, 7-24 2:01
	11:29	FIU - MAXWELL,N 1 yd run (BORREGALES,J kick), 5-75 2:23
	07:21	MAR - GAINES, Xavier 20 yd run (ROHRWASSER, J. kick), 9-75 4:08
3rd	07:00	MAR - GREEN, Isaiah 1 yd run (ROHRWASSER, J. kick), 12-50 5:48
4th	14:54	FIU - JONES,A 9 yd run (BORREGALES,J kick), 13-75 7:06
	14:42	FIU - GAITER,T 22 yd pass from MORGAN,J (BORREGALES,J kick), 1-22 0:09
	02:16	MAR - GAINES, Xavier 18 yd pass from GREEN, Isaiah (ROHRWASSER, J. kick), 8-75 4:07
	00:21	FIU - BORREGALES,J 41 yd field goal, 12-48 1:55
OT	15:00	FIU - BORREGALES,J 35 yd field goal, 4-7 0:00
	15:00	MAR - KNOX, Brenden 1 yd run, 2-25 0:00

	FIU	MAR
FIRST DOWNS	17	23
RUSHES-YARDS (NET)	30-82	57-200
PASSING YDS (NET)	240	90
Passes Att-Comp-Int	38-22-1	20-9-0
TOTAL OFFENSE PLAYS-YARDS	68-322	77-290
Fumble Returns-Yards	0-0	0-0
Punt Returns-Yards	0-0	1-10
Kickoff Returns-Yards	1-27	1-45
Interception Returns-Yards	0-0	1-0
Punts (Number-Avg)	7-38.1	5-45.4
Fumbles-Lost	1-0	1-1
Penalties-Yards	9-75	4-35
Possession Time	26:43	33:17
Third-Down Conversions	5 of 17	4 of 14
Fourth-Down Conversions	2 of 2	2 of 2
Red-Zone Scores-Chances	3-3	4-4
Sacks By: Number-Yards	3-23	1-8

RUSHING: FIU-JONES,A 17-52; WIGGINS,K 3-27; MAXWELL,N 5-20; PRICE,D 2-1; MORGAN,J 3-minus 18. Marshall-KNOX, Brenden 33-146; GAINES, Xavier 5-33; EVANS, Sheldon 6-26; TEAM 1-minus 2; GREEN, Isaiah 12-minus 3.

PASSING: FIU-MORGAN,J 21-37-1-236; WIGGINS,K 1-1-0-4. Marshall-GREEN, Isaiah 9-20-0-90.

RECEIVING: FIU-GAITER,T 9-107; MALONEY,A 3-83; THORNTON,S 3-15; PALMER,S 2-22; MAXWELL,N 2-6; JONES,A 1-4; PRICE,D 1-2; SCOTT,D 1-1. Marshall-OBIALO, Obi 5-31; LEVIAS, Armani 1-24; GAINES, Xavier 1-18; THOMPSON, Broc 1-14; KNOX, Brenden 1-3.

INTERCEPTIONS: FIU-None. Marshall-BECKETT, T. 1-0.

FUMBLES: FIU-MORGAN,J 1-0. Marshall-GREEN, Isaiah 1-1.

FIU (6-6,3-5) vs. Marshall (8-4,6-2)

Date: Nov 30, 2019 • Site: Huntington, W.Va. • Stadium: Joan C. Edwards
Attendance: 18596

Kickoff time: 12:03 PM • End of Game: 3:34 PM • Total elapsed time: 3:31
Officials: Referee: Justin Elliott; Umpire: Dongray Johnson; Linesman: Jerry Harris;
Line judge: Joe Stahmer; Back judge: Michael Bailey; Field judge: Carlos Guzman;
Side judge: Tony Lombardo; Center judge: Eric Steen;
Temperature: 42 • Wind: ENE 6mph • Weather: Cloudy

