



FIU PANTHERS

2019 FOOTBALL GAME NOTES

FIU (6-5, 3-4 C-USA) vs. MARSHALL (7-4, 5-2 C-USA)

NOV. 30, 2019 >> JOAN C. EDWARDS STADIUM >> HUNTINGTON, W.V. >> 12:00 PM ET >> CBS SPORTS NETWORK

FIU	2019 STAT BREAKDOWN	MARSHALL	RECORD & SCHEDULE																														
	<table border="1"> <tr><td>26.5</td><td>PTS/GM</td><td>25.5</td></tr> <tr><td>26.4</td><td>PTS ALLOWED/GM</td><td>22.7</td></tr> <tr><td>175.8</td><td>RUSH/GM</td><td>195.2</td></tr> <tr><td>200.2</td><td>PASS/GM</td><td>211.0</td></tr> <tr><td>376.0</td><td>OFF YDS/GM</td><td>406.2</td></tr> <tr><td>391.1</td><td>DEF YDS/GM</td><td>366.0</td></tr> </table>	26.5	PTS/GM	25.5	26.4	PTS ALLOWED/GM	22.7	175.8	RUSH/GM	195.2	200.2	PASS/GM	211.0	376.0	OFF YDS/GM	406.2	391.1	DEF YDS/GM	366.0		<table border="1"> <tr><td>OVERALL RECORD:</td><td>6-5</td></tr> <tr><td>C-USA RECORD:</td><td>3-4</td></tr> <tr><td>NON-CONFERENCE:</td><td>3-1</td></tr> <tr><td>HOME:</td><td>6-1</td></tr> <tr><td>AWAY:</td><td>0-4</td></tr> <tr><td>NEUTRAL:</td><td>0-0</td></tr> </table>	OVERALL RECORD:	6-5	C-USA RECORD:	3-4	NON-CONFERENCE:	3-1	HOME:	6-1	AWAY:	0-4	NEUTRAL:	0-0
26.5	PTS/GM	25.5																															
26.4	PTS ALLOWED/GM	22.7																															
175.8	RUSH/GM	195.2																															
200.2	PASS/GM	211.0																															
376.0	OFF YDS/GM	406.2																															
391.1	DEF YDS/GM	366.0																															
OVERALL RECORD:	6-5																																
C-USA RECORD:	3-4																																
NON-CONFERENCE:	3-1																																
HOME:	6-1																																
AWAY:	0-4																																
NEUTRAL:	0-0																																
FIUsports.com		HerdZone.com																															

FIU QUICK NOTES

Head Coach: Butch Davis
 2019 Record: 6-5
 Record at FIU (Years): 23-14 (3)
 Overall Record (Years): 102-57 (13)

MARSHALL QUICK NOTES

Head Coach: Doc Holliday
 2019 Record: 7-4
 Record at Miami (Years): 77-50 (10)
 Overall Record (Years): 77-50 (10)

2019 SCHEDULE

Date	Opponent	TV/Online	Time/Result
8.29	at Tulane	ESPN3	L/14-42
9.7	WKU*	ESPN+	L/14-20
9.14	NEW HAMPSHIRE	ESPN+	W/30-17
9.20	at Louisiana Tech*	CBSSN	L/31-43
10.5	UMASS	ESPN3	W/44-0
10.12	CHARLOTTE*	ESPN+	W/48-23
10.19	UTEP*	ESPN+	W/32-17
10.26	at Middle Tennessee*	NFL Network	L/17-50
11.2	OLD DOMINION*	ESPN+	W/24-17
11.9	at Florida Atlantic*	Stadium	L 7-37
11.23	MIAMI*	CBSSN	W/30-24
11.30	at Marshall*	CBSSN	12 p.m.

>> HERE'S A THING OR TWO... OR THREE

WORTH NOTING

>> FIU is coming off its biggest win in program history after beating Miami (Fla.) at Marlins Park last Saturday night. It was FIU's first win over a Power 5 in 28 tries.

>> With the win over the Hurricanes, the Panthers are now bowl eligible for a school-record third straight season.

FROM THE FIELD

>> FIU was led by Anthony Jones on Saturday against UM as the running back finished with 112 yards and a game-sealing, 37-yard TD late.

>Defensively, the Panthers earned three interceptions on Saturday against UM, which was the most since picking off three at UTSA on Nov. 10, 2018.

INSIDE THE SERIES

>> Saturday's game will mark the eighth meeting between the Panthers and Thundering Herd.

>> FIU trails the all-time series 2-5.

>> Under Butch Davis, the Panthers are 1-1 against Marshall. FIU won 41-30 at Marshall in 2017.

* Conference USA Game

^ Game to be played at Marlins Park

All Home Games 1-6 Played at Riccardo Silva Stadium

All Times Eastern and Subject to Change

>> BY THE NUMBERS

38 James Morgan has thrown 38 touchdown passes at FIU, which ranks second all-time for any Panther QB. Morgan is just four TD passes shy of tying FIU's career record of 42.

27 The 2019 senior class has won 27 games during their four years at FIU, which is the most all-time. That total passes the 2018 senior class, who had 26.

258 Jose Borregales has scored 258 points during his FIU career, which tied for the most by any player in school history. He is tied with Jack Griffin (2009-12) who also earned 258.

THIS WEEK IN THE C-USA

Saturday, November 30

FIU at Marshall (CBS Sports Network, 12:00 p.m.)

Middle Tennessee at WKU (ESPN+, 2:00 p.m.)

Charlotte at Old Dominion (ESPN+, 2:00 p.m.)

Rice at UTEP (ESPN3, 3:00 p.m.)

Southern Miss at Florida Atlantic (NFL Network, 3:30 p.m.)

UTSA at Louisiana Tech (ESPN+, 3:30 p.m.)

UAB at North Texas (Stadium, 4:00 p.m.)

EXPERIENCE THE ACTION

>> TV/STREAM



Saturday's game will be broadcast live on CBS Sports Network with Jason Horowitz (xpp) and Danny Kanell (analyst) calling the action.

>> RADIO



Saturday's game will be aired on **790 AM The Ticket** with AJ Ricketts and Kenny Kelly on the call.

>> LIVE STATS



Visit FIUsports.com for up to date links on how to follow the contest via live stats online.

>> SOCIAL MEDIA



@FIUFootball | @FIUAthletics



@FIU.Football | @FIUAthletics



@FIUFootball | @FIUAthletics

REFER AS FIU PANTHERS

Florida International University has a long and storied history across its 18 Division I NCAA programs. We respectfully ask that you refer to our University's athletic programs as the **FIU Panthers**.

Please refrain from using any of the following variations

Florida International Fla Int'l Golden Panthers

C-USA CONTACTS

C-USA Communication Staff

Asst. Commissioner (FB/BSB) - Russ Anderson
 Director of Communications - Tim McNamara
 Asst. Director of Communications - Cassie Logan
 Communications Assistant - Carley Raybon

C-USA Football SIDs

Charlotte - Tom Whitestone (tewhites@uncc.edu)
 FIU - Tyson Rodgers (tyson.rodgers@fiu.edu)
 Florida Atlantic - Katrina McCormack (kmcormi@fau.edu)
 LA Tech - Brock McKee (bmckee@latech.edu)
 Marshall - Jason Corriher (corriher@marshall.edu)
 Middle Tennessee - Mark Owens (owens@goblueraiders.com)
 North Texas - Jordan Stepp (jordan.stepp@unt.edu)
 Old Dominion - Eric Bohannon (ebohanna@odu.edu)
 Rice - Chuck Pool (cpool@rice.edu)
 Southern Miss - Jack Duggan (jack.duggan@usm.edu)
 Ted Feeley - UAB (tfeeley@uab.edu)
 UTEP - Anna Claire Thomas (acthomasl@utep.edu)
 UTSA - Kyle Stephens (kyle.stephens@utsa.edu)
 WKU - Bryan Fyalkowski (bryan.fyalkowski@wku.edu)



ONLINE

FIUSports.com is the official online home for all 18 sports of FIU's athletic programs. Rosters, schedules, statistics, game notes, game recaps and media guides are constantly updated online.

CREDITS

Editor: Tyson Rodgers
 Asst. Editors: Tyler Brain, Diana Padilla
 Design: Tyson Rodgers
 Other Contributions: Mike Guerrero
 Photography: Getty Images, Photo Reflex,
 Mickey Berlfein, Eric Espada, Nick Vega

LIVE STATS

Live statistics are available on FIUSports.com (<http://www.sidearmstats.com/FIU/football/media>). Stat monitors featuring StatBroadcast will be made available.

MEDIA CREDENTIALS

Credentials for FIU home football games are for working media only. Requests for media credentials should be made by contacting Tyson Rodgers (tyson.rodgers@fiu.edu) in the FIU Athletic Communications office. Requests from media covering visiting teams will be confirmed first with each opponent's sports information contact.

All credentials that cannot be mailed will be left at Media Will Call, which is located at Gate II (just north of the Field House).

Will call will open two (2) hours prior to kickoff. Members of the media picking up credentials at Will Call must provide photo identification and the name must match the name on the credential.

PHOTOGRAPHERS

Photo credentials are issued on a game-by-game basis. FIU will adhere to all NCAA guidelines regarding sideline photography that limit shooting to outside the restraining line enclosing the playing field and **OUTSIDE THE 25-YARD LINES.**

PARKING

Preferred parking at Riccardo Silva Stadium is extremely limited. Media requesting parking should contact the FIU Athletic Communications office well in advance.

Media parking is located in the CSC lot (enter through 117th, located west of the Riccardo Silva Stadium).

PHONE LINES

A limited number of phone lines are available in the press box for media. FIU provides Ethernet connection free of charge to the primary visiting radio outlet.

WIRELESS INTERNET

The Riccardo Silva Stadium press box offers free wireless Internet service to media members. Instructions will be provided in the press box on game day.

PRACTICE POLICIES

During the season practices are normally conducted at Tuesday-Thursday at the practice fields adjacent to the Ocean Bank Convocation Center. The first 15 minutes of practice and the last 15 minutes of practice are open to the media.

Photographers and videographers should contact the FIU Athletic Communications staff for days and times to shoot practice.

PANTHER TALK SHOW

Each Monday of the 2019 football season, head coach Butch Davis will sit down with A.J. Ricketts for Panther Talk. The interview will be streamed live on FIU Athletics' Facebook page.

POST PRACTICE INTERVIEWS

Head coach Butch Davis is available for on-field interviews at the end of practices, please contact Tyson Rodgers (tyson.rodgers@fiu.edu) if you plan to interview.

POST GAME INTERVIEWS

Head coach Butch Davis' post game press conferences will be held in the team meeting room for home games. A designated staff member will escort those when needed to the location.

For road games, Davis' post game press conferences will be held in the visiting interview room or outside the locker room.

PLAYERS/ASSISTANTS POST PRACTICE

All interview requests with players and assistant coaches should be made prior to practice for approval by Tyson Rodgers (tyson.rodgers@fiu.edu).

POST GAME INTERVIEWS

Player requests for post game interviews will be taken in the fourth quarter. For home games, players will be available following Coach Butch Davis' press conference in the team meeting room.

For road games, players will be available after Davis' press conference outside of the locker room.

The locker room is **OFF LIMITS** to the media for all games. FIU players **MAY NOT** be approached on the field.

QUICK FACTS

UNIVERSITY INFORMATION

Location:.....Miami, Florida
 Founded/Opened:.....1965/1972
 Enrollment:.....54,000
 Nickname:.....Panthers
 Mascot Name:.....Roary
 School Colors:.....Blue (PMS 282) & Gold (PMS 871)
 Conference:.....Conference USA
 School President:.....Dr. Mark B. Rosenberg
 Director of Sports & Entertainment:.....Pete Garcia
 Team Twitter:.....@FIUFootball
 Athletics Twitter:.....@FIUAthletics
 Website:.....FIUSports.com
 Conference Website:.....ConferenceUSA.com

FIU FOOTBALL HISTORY

First Year of Football:.....2002
 All-Time Record:.....63-131 (17 Years)
 # - All-Time On-Field Record:.....73-131 (17 Years)
 All-Time C-USA Record:.....22-26 (6 Years)
 All-Time Sun Belt Record:.....20-37 (8 years)
 All-Time Home Record:.....45-54 (17 Years)
 All-Time Road Record:.....26-74 (17 Years)
 Versus AP Top 25:.....0-8
 Bowl Appearances:.....4 (2010, 2011, 2017, 2018)
 Bowl Record:.....2-2
 Most Wins in Single-Season:.....9 (2018)
 NFL Draft Picks:.....10
 # - Wins in 2003 (2-10), 2004 (3-7) and 2005 (4-6, 3-4 SBC) were vacated.

STADIUM INFORMATION

Venue Name:.....Riccardo Silva Stadium (20,000)
 Surface:.....Field Turf
 First Year:.....2008
 First Game at Site:.....vs. UCF (Sept. 20, 2008)
 Largest Crowd:.....22,682 vs. Duke (Oct. 1, 2011)
 Ticket Office Phone:.....(305) FIU-GAME [348-4263]

THE PANTHERS IN 2019

2018 Record:.....9-4
 C-USA Record/Finish:.....6-2/2nd (East)
 Last Bowl Appearance:.....2018 Bahamas Bowl
 Basic Offense:.....Pro Set
 Basic Defense:.....Multiple 4-3
 Returning Letterwinners:.....52/21
 Starters Returning/Lost:.....17/9
 Offense:.....8/3
 Defense:.....6/5
 Special Teams:.....3/1



2019 SCHEDULE

Date	Opponent	Time (ET)	TV
Thursday, Aug. 29	at Tulane	8:00 p.m.	ESPN3
Saturday, Sept. 7	WKU*	7:00 p.m.	ESPN+
Saturday, Sept. 14	NEW HAMPSHIRE	7:00 p.m.	ESPN3
Friday, Sept. 20	at Louisiana Tech*	8:00 p.m.	CBS Sports Network
Saturday, Oct. 5	UMASS	7:00 p.m.	ESPN3
Saturday, Oct. 12	CHARLOTTE*	7:00 p.m.	ESPN+
Saturday, Oct. 19	UTEP*	7:00 p.m.	ESPN+
Saturday, Oct. 26	at Middle Tennessee*	3:30 p.m.	NFL Network
Saturday, Nov. 2	OLD DOMINION*	12:00 p.m.	ESPN+
Saturday, Nov. 9	at Florida Atlantic*	6:00 p.m.	Stadium
Saturday, Nov. 23	MIAMI (Fla.)^	7:00 p.m.	CBS Sports Network
Saturday, Nov. 30	at Marshall*	12:00 p.m.	CBS Sports Network
Saturday, Dec. 7	C-USA Championship	TBA	CBS Sports Network

Home games - **BOLD ALL CAPS**

* - C-USA games

^ - Game to be played Marlins Park



Dr. Mark B. Rosenberg
FIU President



Pete Garcia
FIU Director of
Sports & Entertainment



Butch Davis
FIU Head Football Coach



Tyson Rodgers
Football SID

Coaching Staff

Head Coach - Butch Davis (Arkansas, '74)
 Asst. Head Coach/DL - Allen Mogridge (North Carolina, '99)
 Co-Def. Coord./Linebackers - Jeff Copp (Boise State, '01)
 Co-Def. Coord./Defensive Backs - Jerod Kruse (Emporia State, '00)
 Off. Coord./Quarterbacks - Rich Skrosky (Ramapo College (NJ), '87)
 Asst. Coach/Tight Ends - Drew Davis (Ole Miss, '16)
 Asst. Coach/Running Backs - Tim Harris, Jr. (Miami (Fla.), '08)
 Asst. Coach/Wide Receivers - Aubrey Hill (Florida, '96)
 Asst. Coach/Defensive Line - Kenard Lang (Miami (Fla.), '97)
 Asst. Coach/Cornerbacks - Bryn Renner (North Carolina, '14)
 Asst. Coach/Special Teams - James Vollono (Catholic U of America, '03)
 Graduate Assistant/DL - Wisly Desire (Jacksonville, '13)
 Graduate Assistant/DB - Brandon Harris (Miami (Fla.), '17)
 Graduate Assistant/WR - Joseph Hawkins (Norfolk, '13)
 Graduate Assistant/OL - Nick Dyarzun (FIU, '17)
 Student Assistant/LB - Antonio Rodriguez

Support Staff

Head Athletic Trainer - Kevin O'Neill - (Pittsburgh)
 Football Video Coordinator - Zach Schabbel
 Director of Football Operations - Jed Keime (FIU)
 Operations & Recruiting Assistant/Social Media - Joe Hausman (FIU, '14)
 Recruiting Coordinator - Nick Stuhlmuller (FIU, '17)
 Director of Strength & Conditioning - Chad Smith (UT-Chattanooga, '06)
 Equipment Manager - Dan Stinson (Northern Illinois, '10)
 Assistant Equipment Manager - Ricky Waltermann
 Executive Assistant to the Head Coach - Tia Withers (Alabama, '18)

IMPORTANT DATES TO REMEMBER

July 17-18

C-USA Football Kickoff

Aug. 26

Classes Begin

Sept. 7

Home Opener vs. WKU
(7 p.m. on ESPN+)

July 30

Players Report

Aug. 29

Season Opener at Tulane
(8 p.m. on ESPN3)

NUMERICAL ROSTER

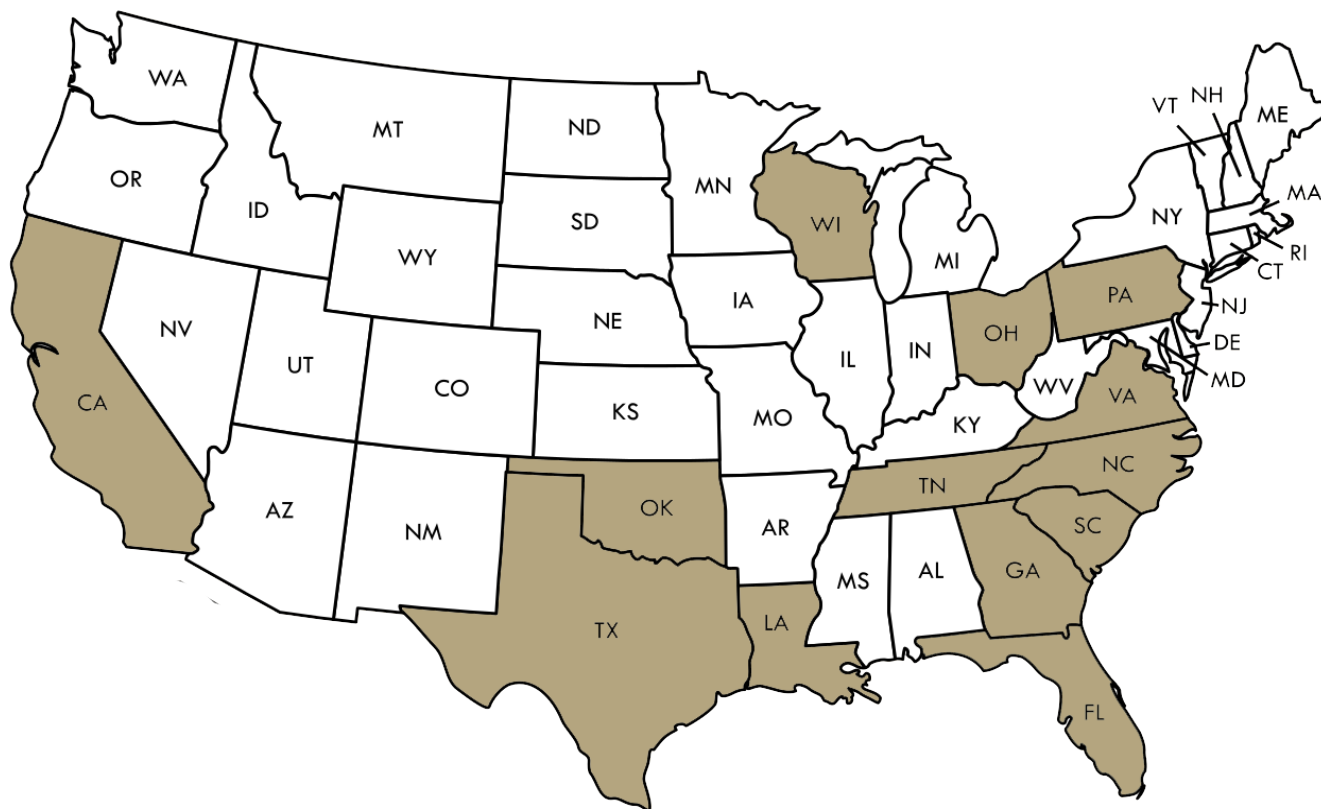


#	FULL NAME	PDS.	HT.	WT.	YR.	EXP.	HOMETOWN / HIGH SCHOOL / PREVIOUS SCHOOL
1	Maurice Alexander	WR	5-11	180	R-Sr.	3L	Florida City, Fla. / Booker T. Washington HS
2	Anthony Jones	RB	5-11	215	R-Sr.	3L	Miami, Fla. / Miami Central HS
3	Sage Lewis	LB	6-1	240	R-Sr.	3L	Opa-Locka, Fla. / Monsignor Pace HS
3	Stone Norton	QB	6-3	200	Fr.	HS	Nashville, Tenn. / Davidson Academy
4	Isaiah Brown	DB	6-1	185	Sr.	3L	Tampa, Fla. / Tampa Bay Tech
4	JJ Holloman	WR	6-2	200	Jr.	TR	Covington, Georgia / Newton HS / Georgia
5	Demarcus Townsend	RB	5-10	215	R-Fr.	RS	Naples, Fla. / Palmetto Ridge HS
6	Alexy Jean-Baptiste	DL	6-3	245	R-Jr.	TR	Pompano Beach, Fla. / Coconut Creek HS / Arkansas
6	Nate Jefferson	WR	5-11	170	Fr.	HS	Longwood, Fla. / Lyman HS
7	Josh Turner	DB	6-0	188	R-So.	TR	Delray Beach, Fla. / American Heritage / Iowa
7	Kaylan Wiggins	QB	6-2	200	R-So.	1L	Sanford, Fla. / Seminole HS
8	Lexington Joseph	RB	5-9	185	Fr.	HS	Miami, Fla. / Miami Central HS
9	Bryce Singleton	WR	5-10	193	Jr.	2L	Hilton Head Island, S.C. / Hilton Head Island HS
10	Olin Cushion III	DB	5-8	176	Sr.	3L	Miami, Fla. / Miami Central HS
10	Tannor Watson	QB	6-3	177	R-Fr.	RS	Jacksonville, Fla. / Atlantic Coast HS
11	Joe Hocker	TE	6-5	245	Fr.	HS	Cincinnati, Ohio / Deer Park HS
12	James Morgan	QB	6-4	213	R-Sr.	GR	Green Bay, Wis. / Ashwaubenon HS / Bowling Green
14	Darrius Scott	WR	5-10	195	Sr.	3L	Miami, Fla. / Booker T. Washington HS
15	Quentin Bessent Jr.	DB	5-10	156	R-Sr.	3L	Titusville, Fla. / Merritt Island HS / Huntingdon College (AL)
15	Austin Maloney	WR	5-11	190	R-Sr.	3L	Miami, Fla. / Miami Christopher Columbus
16	Tony Gaiter IV	WR	5-9	185	Sr.	3L	Richmond Heights, Fla. / Westminster Christian HS
17	Nikholi Jaghai	DB	5-7	180	R-Jr.	TR	Miami Garden, Fla. / Flanagan HS / Northern Iowa
17	Caleb Lynum	QB	6-2	195	R-Fr.	1L	Miami, Fla. / East Ridge HS
18	Kamryn Giles	DB	5-9	195	Fr.	HS	Opa-Locka, Fla. / American Heritage
18	Malik Tyson	WR	6-2	195	R-Jr.	2L	Tampa, Fla. / Robinson HS
19	Shemar Thornton	WR	5-11	182	Jr.	2L	Miami, Fla. / Hallandale HS
21	Stantley Thomas-Oliver III	DB	6-2	184	Sr.	3L	Punta Gorda, Fla. / Charlotte HS
22	Andy Bautista	FB	6-1	230	Fr.	HS	Tavernier, Fla. / Coral Shores HS
22	Maurquel Dillard	DB	6-0	185	R-Fr.	RS	Fort Lauderdale, Fla. / Stranahan HS
23	Napoleon Maxwell	RB	6-0	215	R-Sr.	3L	St. Petersburg, Fla. / Admiral Farragut Academy
24	D'Vonte Price	RB	6-2	194	Jr.	2L	Punta Gorda, Fla. / Charlotte HS
25	Jordan Underwood	DB	6-0	180	R-Fr.	RS	Apopka, Fla. / Olympia HS
26	Jamal Anderson	DB	6-2	180	R-Fr.	RS	Homestead, Fla. / South Dade HS
27	Benny McCray	DB	6-2	185	R-So.	2L	Clermont, Fla. / East Ridge HS
28	Jesson Walker	DB	6-1	170	R-Fr.	RS	Southwest Brevard County, Fla. / Rockledge HS
29	Thomas Leo	K/P	6-4	222	R-Fr.	RS	Winter Garden, Fla. / East Ridge HS
29	Derrail Stephens	DB	6-0	180	Fr.	HS	Jacksonville, Fla. / Paxon School for Advanced Studies
30	Jose Borregales	K/P	5-10	190	R-Jr.	2L	Miami, Fla. / Booker T. Washington HS
31	Tommy Zozus	LS	6-2	224	R-So.	1L	Punta Gorda, Fla. / Charlotte HS
32	Maleek Williams	RB	5-11	223	R-So.	1L	Punta Gorda, Fla. / Charlotte HS / Arkansas
33	Shaun Peterson Jr.	RB	6-3	215	R-Fr.	RS	Fort Lauderdale, Fla. / Nova HS
34	Christian Irving	DB	5-11	197	R-Sr.	3L	Lauderdale Lakes, Fla. / American Heritage / Wyoming
35	Rishard Dames	DB	5-11	165	Jr.	2L	Miami, Fla. / Booker T. Washington HS
36	Dorian Hall	DB	6-4	190	R-So.	1L	Hollywood, Fla. / South Broward HS
37	Romelo Brooks	LB	5-10	200	Jr.	2L	Miami, Fla. / Miami Killian HS
38	Richard Dames	DB	5-11	185	Jr.	2L	Miami, Fla. / Booker T. Washington HS
39	Tommy Heatherly	P	5-11	210	Jr.	TR	Grove, Okla. / Grove HS / NE Oklahoma A&M
40	Daniel Jackson	LB	6-2	228	Jr.	2L	Apex, N.C. / Middle Creek HS
41	Jackson McDonald	TE	6-5	220	Fr.	HS	Marathon, Fla. / Marathon HS
42	Jordan Atkins	RB	5-9	188	R-Fr.	RS	Miami, Fla. / North Miami Beach HS
43	Nate White	DL	6-4	220	Fr.	HS	Orlando, Fla. / Edgewater HS
44	Justin Michel	LB	6-1	225	Fr.	HS	Fort Myers, Fla. / Dunbar HS
45	Rocky Jacques-Louis	LB	6-3	205	So.	1L	Fort Myers, Fla. / Dunbar HS
46	Kendre' Gant	DB	6-3	200	Fr.	HS	Port St. Joe, Fla. / Port St. Joe HS
47	Chris Whittaker	LB	6-3	227	R-So.	TR	Hollywood, Fla. / Chaminade-Madonna HS Kentucky
48	Josh Powell	LB	5-11	194	Jr.	2L	Riviera Beach, Fla. / Suncoast HS

NUMERICAL ROSTER



#	FULL NAME	POS.	HT.	WT.	YR.	EXP.	HOMETOWN / HIGH SCHOOL / PREVIOUS SCHOOL
50	Nasir Carter	LB	6-2	220	Fr.	HS	Orlando, Fla. / West Orange HS
51	Dimitry Prophete	LB	6-1	230	Jr.	2L	Miami, Fla. / Southridge HS
52	Donovan Georges	LB	6-1	240	So.	1L	Hialeah, Fla. / Champagnat Catholic
53	Tevin Jones	LB	6-4	220	R-So.	1L	Miami, Fla. / Miami Norland HS
54	Khaliq Jacas	DL	6-2	230	R-Sr.	3L	Port Lucie, Fla / St. Lucie West Centennial / ASA College
55	Shane McGough	OL	6-2	302	R-Jr.	2L	Tampa, Fla. / Gaither HS
58	Devontay Taylor	OL	6-4	305	R-Jr.	2L	Odessa, Fla. / Mitchell HS
58	Tyson Maeva	LB	6-0	230	Sr.	TR	San Diego, Calif. / San Diego Cathedral Catholic HS / Boise State
59	Jamal Gates	LB	6-2	225	Jr.	2L	Palm Beach Gardens, Fla. / Dwyer HS
60	Dallas Connell	OL	6-3	300	Sr.	3L	Jacksonville, Fla. / First Coast HS
61	Jaylen Daphnis	OL	6-0	287	R-So.	1L	Miami, Fla. / Miami Norland HS
62	Mershawn Miller	OL	6-2	313	R-So.	1L	Miami, Fla. / Miami Central HS
63	Noah Quier	OL	6-4	310	Fr.	HS	Bradenton, Fla. / IMG Academy
65	Julius Pierce	OL	6-5	265	Fr.	HS	Sanford, Fla. / Seminole HS
67	Obinna Nwankwo	OL	6-3	290	Sr.	TR	Miramar, Fla. / Miramar HS / Florida A&M
68	Tahj Brighthaupt	OL	6-7	374	Jr.	2L	Miami, Fla. / Miami Central HS / UAB
69	Ruben Ramirez	LS	5-11	215	Fr.	HS	Hollywood, Fla. / Chaminade-Madonna HS
70	Kane Taylor	OL	6-3	280	Jr.	TR	Clearwater, Fla. / Clearwater HS / East Mississippi CC
72	Sione Finau	OL	6-3	300	Fr.	HS	Keller, Texas / Central HS
73	Lyndell Hudson Jr.	OL	6-6	300	R-Fr.	RS	Brooksville, Fla. / Central HS
74	Shacquille Williams	OL	6-5	310	R-Sr.	3L	Charlotte, Fla. / Port Charlotte HS / Dodge City CC (KS)
75	Rashad Colson	OL	6-5	310	R-So.	1L	Miami, Fla. / Miami Norland HS
76	Henry Omu	OL	6-7	295	Jr.	TR	Kingston, Ga. / Atlanta Sports City Prep
77	D'Antne Demery	OL	6-5	320	Jr.	2L	Brunswick, Ga. / Brunswick HS / Hutchinson CC (KS)
78	Shamar Hobby-Lee	OL	6-5	290	Fr.	HS	Tampa, Fla. / Jefferson HS
79	Logan Gunderson	OL	6-5	318	So.	TR	Jacksonville, Fla. / Trinity Christian HS / ASA College
80	Kris Mitchell	WR	6-1	175	Fr.	HS	Jacksonville, Fla. / Mandarin HS
84	David O'Meara	TE	6-5	245	So.	1L	Tallahassee, Fla. / Chiles HS
85	DeAndre Williams	WR	5-10	180	R-So.	1L	Miami, Fla. / Booker T. Washington HS
86	Carson Genal	TE	6-4	220	R-So.	1L	Naples, Fla. / Gulf Coast HS
87	Kamareon Williams	TE	6-3	240	Fr.	HS	Delray Beach, Fla. / Atlantic HS
88	Sterling Palmer	TE	6-6	235	So.	1L	Midlothian, Va. / Fork Union Military
89	Ty Danzy	DL	6-5	235	Fr.	HS	Anderson, S.C. / Westside HS
90	Noah Curtis	DL	6-5	260	Jr.	2L	Delray Beach, Fla. / American Heritage
91	Kameron Burns	DL	6-4	270	R-Fr.	RS	Crawfordville, Fla. / Wakulla HS
92	Jason Mercier	DL	6-3	262	So.	1L	Boynton Beach, Fla. / Atlantic HS
93	Teair Tart	DL	6-3	290	R-Sr.	3L	Philadelphia, Pa. / West Philadelphia HS / Ellsworth CC (IA)
94	Kevin Oliver	DL	6-4	243	Jr.	2L	Davie, Fla. / Western HS
95	Andrew Tarver	DL	6-1	295	R-Jr.	2L	Powder Springs, Ga. / McEachern HS
96	Alec Hallman	P	6-1	214	R-So.	1L	Lithia, Fla. / Newsome HS / Oregon
96	David Reynolds	DL	6-4	245	Fr.	HS	Nashville, Tenn. / Ensworth HS
97	Damon Moore	DL	6-4	270	Gr.	TR	Novato, Calif. / San Marin HS / San Diego State
98	Jordan Woods	DL	6-4	275	R-Jr.	2L	Citra, Fla. / North Marion HS / Georgia Tech
99	Davon Strickland	DL	6-1	263	So.	1L	Hollywood, Fla. / South Broward HS



BY STATE

Florida (89)

Georgia (5)

California (2), South Carolina (2), Tennessee (2)

Louisiana (1), North Carolina (1), Ohio (1), Oklahoma (1), Pennsylvania (1), Texas (1), Virginia (1), Wisconsin (1)

— PRONUNCIATION GUIDE —

#	Pos	Name	Pronunciation	#	Pos	Name	Pronunciation
6	DE	Alexy JEAN-BAPTISTE	Jean (like you wear) Bab-teast	51	LB	Dimitry PROPHETE	Proffit
11	TE	Joe HOCKER	Hawk-er	54	DL	KALIQ JACAS	KAH-leek AH-kus
15	DB	Quentin BESSENT Jr.	Be-SENT	58	LB	Tyson MAEVA	MY-ava
22	DB	MAURQUEL Dillard	mar-Qwell	68	OL	TAHJ BRIGHTHAUPT	Bright-Hopped
28	DB	JESSON Walker	Ja-SOHN	72	OL	SIONE FINAU	CEE-own-E fa-NEW
30	K	Jose BORREGALES	Bore-e-Gal-es	76	OL	Henry OMU	oh-MOO
31	LS	Tommy ZOZUS	Zo-Zeus	86	TE	Carson GENAL	ga-NAHL
45	LB	Rocky JACQUES-LOUIS	Put some French on it	87	TE	KAMAREON Williams	ka-MARE-eon
50	LB	NASIR Carter	nas-EAR	92	DE	Jason MERCIER	Mercy-AAYE
				93	DT	TEAIR Tart	Tea-air

OFFENSE

QB	12	James Morgan (6-4, 213, R-Gr.)
	7	Kaylan Wiggins (6-2, 200, R-So.)
	17	Caleb Lynum (6-2, 195, R-Fr.)
RB	23	Napoleon Maxwell (6-0, 215, R-Sr.) OR
	2	Anthony Jones (5-II, 215, R-Sr.)
	24	D'Vonte Price (6-2, 194, Jr.)
WR	15	Austin Maloney (5-II, 190, R-Sr.)
	18	Malik Tyson (6-2, 195, R-Jr.)
WR	19	Shemar Thornton (5-II, 182, Jr.)
	14	Darrius Scott (5-10, 195, Sr.)
WR	16	Tony Gaiter IV (5-9, 185, Sr.)
	6	Nate Jefferson (5-II, 170, Fr.)
TE	88	Sterling Palmer (6-6, 235, So.)
	84	David O'Meara (6-5, 245, So.)
	87	Kamareon Williams (6-3, 240, Fr.)
LT	77	D'Antne Demery (6-5, 320, Jr.)
	73	Lyndell Hudson Jr. (6-6, 300, R-Fr.)
LG	60	Dallas Connell (6-3, 300, Sr.)
	72	Stone Finau (6-3, 300, Fr.)
C	55	Shane McGough (6-2, 302, R-Jr.)
	65	Julius Pierce (6-5, 265, Fr.)
RG	62	Mershawn Miller (6-2, 313, R-So.) OR
	74	Shacquille Williams (6-5, 310, R-Sr.)
RT	58	Devontay Taylor (6-4, 305, R-Jr.)
	73	Lyndell Hudson Jr. (6-6, 300, R-Fr.)

DEFENSE

LE	94	Kevin Oliver (6-4, 243, Jr.)
	6	Alexy Jean-Baptiste (6-3, 245, R-Jr.)
DT	93	Teair Tart (6-3, 290, R-Sr.)
	97	Damon Moore (6-4, 270, Gr.)
	75	Rashad Colson (6-5, 310, R-So.)
DT	95	Andrew Tarver (6-1, 295, R-Jr.)
	98	Jordan Woods (6-4, 275, R-Jr.)
RE	47	Chris Whittaker (6-3, 227, R-So.)
	90	Noah Curtis (6-5, 260, Jr.)
WLB	59	Jamal Gates (6-2, 225, Jr.)
	45	Rocky Jacques-Louis (6-3, 205, So.)
MLB	3	Sage Lewis (6-1, 240, R-Sr.)
	53	Tevin Jones (6-4, 220, R-So.)
SAM	40	Daniel Jackson (6-2, 228, Jr.)
	48	Josh Powell (5-II, 195, Jr.)
CB	21	Stantley Thomas-Oliver III (6-2, 184, Sr.)
	7	Josh Turner (6-0, 188, R-So.)
SS	10	Olin Cushion III (5-8, 176, Sr.)
	27	Benny McCray (6-2, 185, R-So.)
FS	38	Richard Dames (5-II, 185, Jr.) OR
	36	Dorian Hall (6-4, 190, R-So.)
CB	4	Isaiah Brown (6-1, 185, Sr.)
	35	Rishard Dames (5-II, 165, Jr.)

SPECIALISTS

K	30	Jose Borregales (5-10, 206, R-Jr.)	H	96	Alec Hallman (6-1, 214, R-So.)
				18	Malik Tyson (6-2, 195, R-Jr.)
P	39	Tommy Heatherly (5-II, 210, Jr.)	LS	31	Tommy Zozus (6-2, 224, R-So.)
	29	Thomas Leo (6-4, 222, R-Fr.) OR		41	Jackson McDonald (6-5, 220, Fr.)
	96	Alec Hallman (6-1, 214, R-So.)	KR	23	Napoleon Maxwell (6-0, 215, R-Sr.)
KO	30	Jose Borregales (5-10, 206, R-Jr.)		15	Austin Maloney (5-II, 190, R-Sr.)
			PR	16	Tony Gaiter IV (5-9, 185, Sr.)
				15	Austin Maloney (5-II, 190, R-Sr.)

FIU vs. Marshall

FIU and Marshall have met seven times over their history, with six of those contests being conference games and the first matchup in 2011 a Beef O'Brady's Bowl showdown.

Series History vs. Marshall

Date	Location	W-L	Score
12/20/11	St. Petersburg, FL	L	10-20
11/23/13	Miami	L	10-48
10/18/14	Miami	L	10-48
11/14/15	Huntington, WV	L	0-52
11/19/16	Miami	W	31-14
10/28/17	Huntington, WV	W	41-30
11/24/2018	Miami	L	25-28

LAST TIME VERSUS MARSHALL

FIU scored 15 points in the fourth quarter, but the late surge wasn't enough as the Panthers fell to Marshall in the final regular season game of 2018.

FIU was led by Napoleon Maxwell, who earned 96 yards on the ground and a score. Sage Lewis finished the game with nine tackles, which gave him 126 on the year. Marshall's Isaiah Green threw for two touchdowns and 176 yards, while Brenden Knox ran for 109 yards on 19 carries.

SCOUTING THE HERD

Marshall enters the game with a 7-4 record and 5-2 mark in C-USA action. Last time out, the Herd fell to Charlotte on the road, 24-13. Marshall has been very good in Huntington this season, earning a 5-1 record with their only loss coming at the hands of Cincinnati (52-14).

Brenden Knox is the leading rusher in the conference this season, earning 1,138 yards on the year and 10 touchdowns. He averages 103.5 yards per contest. The Herd also has the league's leading tackler, with Tavante Beckett earning 106 so far this season.

2019 OPPONENT PREVIEW

Opponent (Date)	Record vs.	Last Meeting (Date - H/A)
at Tulane (8/28/19)	1-0	W/23-10 (10/14/17 - H)
vs. WKU (9/7/19)	5-6	W/38-17 (10/27/18 - A)
vs. New Hampshire (9/14/19)	0-0	Never Faced
at Louisiana Tech (9/20/19)	0-3	L/24-44 (10/22/16 - H)
vs. UMass (10/5/19)	2-2	W/63-24 (9/15/18 - H)
vs. Charlotte (10/12/19)	4-0	W/42-35 (11/17/18 - A)
vs. UTEP (10/19/19)	2-1	W/35-21 (10/8/16 - A)
at Middle Tennessee (10/26/19)	5-9	W/24-21 (10/13/18 - H)
vs. Old Dominion (11/2/19)	2-3	W/28-20 (9/8/18 - A)
at Florida Atlantic (11/9/19)	5-12	L/14-49 (11/3/18 - H)
vs. Miami* (11/23/19)	0-3	L/17-31 (9/22/18 - A)
at Marshall (11/30/19)	2-5	L/25-28 (11/24/18 - H)

Opponent Players to Watch (2018 Stats)

Tulane | DE - Patrick Johnson (10.5 sacks); RB - Darrius Bradwell (1,174 rush yds)
 WKU | DL - Deangelo Malone (6 sacks); WR - Lucky Jackson (50 rec/552 yds)
 New Hampshire | S - Evan Horn (4 INTs/57 tackles); RB - Carlos Washington (609 rush yds)
 Louisiana Tech | DE - Willie Baker (7 sacks); WR - Adrian Hardy (1,145 yds)
 UMass | LB - Chinedu Ogbonna (72 tackles); QB - Michael Curtis (412 yds/4 TDs)
 Charlotte | DE - Alex Highsmith (17.5 TFLs); RB - Benny LeMay (1,243 yds/11 TDs)
 UTEP | DL - Denzel Chukwukelu (42 tackles/2 sacks); RB - Quardraiz Wadley (627 yds)
 Middle Tennessee | LB - Khalil Brooks (68 tackles/6.5 sacks); WR - Ty Lee (71 rec/883 yds)
 Old Dominion | LB - Lawrence Garner (100 tackles); WR - Eric Kumah (559 yds/ 7 TDs)
 Florida Atlantic | LB - Rashad Smith (86 tackles); TE - Harrison Bryant (662 yds/4 TDs)
 Miami | LB - Shaq Quarterman (82 tackles); TE - Brevin Jordan (287 yds/4 TDs)
 Marshall | DL - Channing Hames (5.5 sacks); RB - Tyler King (655 yds/4 TDs)

* - Played at Marlins Park



2019 POLLS

AP TOP 25 POLL

Rnk	Team	REC	PTS	LW
1	LSU (50)	11-0	1,537	1
2	Ohio State (9)	11-0	1,486	2
3	Clemson (3)	11-0	1,440	3
4	Georgia	10-1	1,347	4
5	Alabama	10-1	1,283	5
6	Utah	10-1	1,231	7
7	Oklahoma	10-1	1,189	8
8	Florida	9-2	1,058	10
9	Minnesota	10-1	996	11
10	Michigan	9-2	913	12
11	Baylor	10-1	910	13
12	Penn State	9-2	903	9
13	Wisconsin	9-2	791	14
14	Oregon	9-2	784	6
15	Notre Dame	9-2	701	15
16	Auburn	8-3	635	16
17	Memphis	10-1	535	18
18	Cincinnati	10-1	518	17
19	Iowa	8-3	510	19
20	Boise State	10-1	410	20
21	Oklahoma State	8-3	266	22
22	Appalachian State	10-1	206	23
23	Virginia Tech	8-3	147	25
24	Navy	8-2	99	NR
25	USC	8-4	79	NR

Others receiving votes: Iowa State 74, Virginia 38, Texas A&M 27, Air Force 22, SMU 9, Arizona State 4, Louisiana-Lafayette 1, North Dakota State 1

Dropped from rankings: SMU 21, Texas A&M 24

USA TODAY/COACHES POLL

Rnk	Team	REC	PTS	LW
1	LSU	11-0	1561	1
2	Ohio State	11-0	1510	2
3	Clemson	11-0	1464	3
4	Georgia	10-1	1351	4
5	Alabama	10-1	1325	5
6	Utah	10-1	1252	8
7	Oklahoma	10-1	1223	7
8	Florida	9-2	1074	10
9	Minnesota	10-1	1014	11
10	Baylor	10-1	924	13
11	Michigan	9-2	893	12
12	Penn State	9-2	857	9
13	Oregon	9-2	816	6
14	Wisconsin	9-2	799	14
15	Notre Dame	9-2	737	15
16	Auburn	8-3	652	16
17	Cincinnati	10-1	535	17
18	Memphis	10-1	528	18
19	Boise State	10-1	493	19
20	Iowa	8-3	434	20
21	Oklahoma State	8-3	256	23
22	Appalachian State	10-1	232	22
23	Virginia Tech	8-3	123	NR
24	Navy	8-2	110	NR
25	USC	8-4	75	NR

Others receiving votes: Air Force 74, Iowa State 55, Virginia 32, Texas A&M 26, SMU 18, Louisiana 18, Wake Forest 5, San Diego State 4, Hawai'i 2, Indiana 2, Temple 1

Dropped from rankings: SMU 21, Texas A&M 24, San Diego State 25

KINGS OF MIAMI

FIU led UM from start-to-finish on Nov. 23, as the two schools squared off at the former site of the Orange Bowl Stadium.

The Panthers jumped out to a 16-0 lead to start, before the Hurricanes finally managed to score. Anthony Jones put the game on ice late in the fourth quarter, as the running back sprinted down the sideline for a 37-yard score to put the Panthers up 30-17.

After a failed onside attempt, James Morgan and the Panthers formed the victory formation to kneel down and seal the 30-24 win over the Hurricanes.

HOME SWEET HOME

FIU has been dominant at home this season, earning a 6-1 record overall. The 6-1 mark ties 2017's total for the best home record in program history. FIU played six games at Riccardo Silva Stadium and one at Marlins Park.

FIU BREAKS HOME ATTENDANCE RECORD VS UM

A total of 27, 339 fans witnessed the Panthers beat the Hurricanes on Saturday, Nov. 23 as FIU beat Miami (Fla.) 30-24 at Marlins Park to break a school-record for home crowd attendance. The mark better's FIU's 22,682 mark set against Duke on Oct. 1, 2011.

WIN THE TURNOVER BATTLE, WIN THE GAME

FIU is 14-3 under head coach Butch Davis when the Panthers win the turnover battle. That record was even more evident when FIU faced Miami (Fla.) as the Panthers forced three turnovers and gave up none as the Hurricanes were downgraded, 30-24.

SECURE THE BAG

The Panthers have done a great job at not turning the ball over this season, with FIU ranking second in the C-USA and 20th in the nation. So far this season, FIU has only given the ball away 12 times.

FIU AMONG BEST FOR PUNT RETURN AVERAGE

FIU ranks third in the nation for punt return average (20.8) and first in the country for punt return average defense (-1.75) as the special teams continue to excel in 2019.

D-LINE TURNAROUND

After four games to start the year, the Panthers had earned only three sacks. Since then, FIU has gotten to the QB 11 times in just seven games.

D-LINE LEADS C-USA IN SACKS ALLOWED

The FIU offensive line has done a great job keeping James Morgan clean this season, as the big boys up front have only allowed 13 sacks this year. The 13 sacks allowed are tied for the 10th-lowest in the nation and are tied for first overall in C-USA.

MORGAN NEARING CAREER PASSING MARK

James Morgan is only four touchdown passes shy of tying the career touchdown mark (42) at FIU set by Josh Padrick from 2003-06. Morgan has 50 touchdowns for his career, with 16 coming at Bowling Green.

Most Passing TDs - Career

Rnk	TDs	Player	Years
1.	42	Josh Padrick	2003-06
2.	38	James Morgan	2018-Present
3.	35	Alex McGough	2014-174
4.	34	Paul McCall	2007-09
5.	30	Wes Carroll	2010-11

BORREGALES ON ALL-TIME LISTS

Jose Borregales has been clutch at FIU since first taking the field in 2017. The junior ranks second overall for most points scored by a non-quarterback, scoring 258 points for his career.

Most Points Scored (Non-QB) - Career

Rnk	Pts	Player	Years
1.	258	Jose Borregales (126 PAT, 44 FG)	2017-Present
	258	Jack Griffin (114 PAT, 48 FG)	2009-12
3.	241	Austin Taylor (106 PAT, 45 FG)	2013-16
4.	233	Adam Moss (110 PAT, 41 FG)	2002-05
5.	224	T.Y. Hilton (37 TD, 1 PAT)	2008-11

2019 C-USA STANDINGS

EAST DIVISION

Team	Conf.	CPct.	Overall	Pct
Florida Atlantic	6-1	0.857	8-3	0.727
Marshall	5-2	0.714	7-4	0.636
WKU	5-2	0.714	7-4	0.636
Charlotte	4-3	0.571	6-5	0.545
FIU	3-4	0.429	6-5	0.545
Middle Tennessee	3-4	0.429	4-7	0.364
Old Dominion	0-7	0.000	1-10	0.091

WEST DIVISION

Team	Conf.	CPct.	Overall	Pct
Louisiana Tech	5-2	0.714	8-3	0.727
UAB	5-2	0.714	8-3	0.727
Southern Miss	5-2	0.714	7-4	0.636
UTSA	3-4	0.429	4-7	0.364
North Texas	3-4	0.429	4-7	0.364
Rice	2-5	0.286	2-9	0.182
UTEP	0-7	0.000	1-10	0.091

2019 STATS

STAT BREAKDOWN

Category	FIU	Mar
Points/Game	26.5	25.5
First Downs	219	229
Rushing Yards/Game	175.8	195.2
Passing Yards/Game	200.2	211.0
Total Off. Yards/Game	376.0	406.2
Total Yards Allowed/Game	391.1	366.0
Third Down Conv.	39.1%	38.7%
Turnovers Gained	15	14
Turnovers Lost	12	12
Red Zone Offense	74.5%	77.8%
Red Zone Defense	87.8%	79.5%
Time of Possession/Game	28:55	30:37
Penalty Yards/Game	55.82	52.55

NCAA RANKING

Category	FIU	MAR
Points/Game	83	187
First Downs	87	72
Rushing Yards/Game	48	36
Passing Yards/Game	98	87
Total Off. Yards/Game	93	65
Total Yards Allowed/Game	68	46
Third Down Conv.	77	82
Turnovers Gained	69	86
Turnovers Lost	21	21
Red Zone Offense	87	198
Red Zone Defense	59	34
Time of Possession/Game	92	52
Penalty Yards/Game	74	55

FIU STAT LEADERS

Category	Player (Stats)
Total Touchdowns	Anthony Jones (10)
Passing Yards	James Morgan (2037)
Passing Touchdowns	James Morgan (12)
Rushing Touchdowns	Anthony Jones (8)
Rushing Yards	Anthony Jones (750)
Receptions	Shemar Thornton (45)
Receiving Touchdowns	Shemar Thornton (5)
Receiving Yards	Shemar Thornton (567)
Total Tackles	Jamal Gates (73)
Solos	Sage Lewis (38)
TFLs	Teair Tart (8.5)
INTs	Rishard Dames/Sage Lewis (3)
Pass Breakups	Stanley Thomas-Oliver (7)
Sacks	Alexy Jean-Baptiste (3.0)

BOOMIN' FROM THE SOONER STATE

JC transfer Tommy Heatherly has had a great start to his career at FIU, with the Oklahoma native dominating the punting game. The junior has earned a 43.3 average for punts this season, with 14 over 50 so far for the year and a long of 68 against FAU. Heatherly has also hit 13 punts inside the 20. Heatherly ranks second in the league for his 43.3 average and is tied for 35th in the nation.

JONES RANKS 57TH NATIONALLY FOR TDS

Anthony Jones has been a regular visiting the endzone this season, as the Panther running back has scored 10 touchdowns on the year. Jones is tied for 57th in the country when it comes to touchdowns responsible for and fifth in the C-USA by a non-QB. A total of eight scores have come on the ground and two by the way of receiving.

THREE-STRAIGHT OVER 100 FOR JONES

Anthony Jones had a streak of three games over 100 yards rushing, marking the first Panther to achieve the feat since Rashod Smith in 2004. Smith earned four-straight in that season.

Consecutive 100-Yard Rushing Games

Rnk	No	Player	Season
1.	4	Rashod Smith	2004
2.	3	Anthony Jones	2019
3.	2	Alex Gardner	2016
	2	Alex Gardner	2016
	2	Anthon Samuel	2014
	2	Darriet Perry	2010
	2	Adam Gorman	2003
	2	Jerrid Lundstedt	2002

TWO BACKS OVER 100

Anthony Jones and Napoleon Maxwell each finished over the century mark for rushing against Charlotte on Oct. 12. It marked just the seventh game in school history that FIU had at least two running backs over the century mark in the same game.

Games With Two RBs Over 100

Running Backs (Yards)	Opponent	Date
A. Jones (117), N. Maxwell (114)	vs. Charlotte	10/12/19
S. Phillips (117), N. Maxwell (104)	vs. UMass	9/15/18
A. Gardner (108), A. McGough (108)	vs. UMass	12/2/17
A. Gardner (119), A. Jones (121)	vs. Marshall	11/19/16
A. Gardner (141), A. Jones (128)	at UTEP	10/8/16
Perry (186), Hilton (158), Mallary (118)	at Troy	11/13/10
A. Gorman (138), D. Demerrett (121)	vs. J'Ville	10/30/03

DAVIS SHINES IN HOMECOMING GAMES

Head Coach Butch Davis is an impressive 12-1 all-time for Homecoming games dating back to his time at UNC and Miami, with a current win streak of 11 games.

JONES HAS CAREER GAME VS. CHARLOTTE

Anthony Jones posted the best performance of his career against Charlotte, as he rushed for 117 yards on the ground and scored four times. Jones rushed for three touchdowns, while catching one as well to round out his day. The four scores for Jones tied FIU's single-game mark for a non-QB and were the most since T.Y. Hilton accomplished the feat in 2010.

Most TDs Scored by Non-QB

Rnk	No	Player vs. Opponent	Date
1.	4	Anthony Jones vs. Charlotte	10/12/19
	4	T.Y. Hilton vs. ULM	11/6/10
	4	Rashod Smith at NMSU	10/30/04
4.	3	Anthony Jones vs. Toledo	12/21/18
	3	Bryce Singleton vs. UMass	12/2/17

ALEXANDER NABS C-USA POW HONORS

After his sensational game against UMass, Maurice Alexander was named the C-USA Special Teams Player of the Week for the first time in his career. Alexander took a punt back 90 yards against the Minutemen, which ranks as the second longest in school history behind T.Y. Hilton's 97-yard return versus FAU in 2011. Additionally, the 90-yard return for Alexander is the longest by any player in the NCAA this season.

MORGAN SETS CAREER HIGH IN RETURN

James Morgan returned to the field for FIU against Louisiana Tech, as the quarterback threw for a career-high 394 yards. Morgan also tossed a pair of scores versus the Bulldogs, while rushing for his second career touchdown as well.

WIGGINS SHINES IN FIRST START

Kaylan Wiggins broke FIU's record for most rushing yards by a quarterback, as he earned 187 yards on the ground and two scores against New Hampshire. Wiggins also threw 127 yards passing as well in his first start at QB.

DAMES GOES THE DISTANCE

Rishard Dames took an interception 80 yards against WKU, which was the longest INT return for the Panthers since Marshall McDuffie's 82 yard return in 2005.

2019 TRENDS

LEADING/TRAILING/TIED

Leading At Half:	6-1
Trailing At Half:	0-4
Tied At Half:	0-0
Leading After 3rd Quarter:	6-0
Trailing After 3rd Quarter:	0-5

SCORING

Scores First:	3-1
Opponent Scores First:	3-5
Shutout at Half:	0-0
Holds Opp. Scoreless at Half:	2-0
Scores 20+ Points:	6-1
Scores Under 20 Points:	0-4
Allows 20+ Points:	2-5
Holds Opp. Under 20 Points:	4-0

TOTAL YARDS

Less Than 300 Yards:	1-2
300+ Total Offense:	2-2
400+ Total Offense:	1-0
500+ Total Offense:	2-1
600+ Total Offense:	0-0
Hold Opp. Less Than 300 Yards:	3-0
Allow Opp. 300+ Yards:	2-1
Allow Opp. 400+ Yards:	1-1
Allow Opp. 500+ Yards:	0-3
Allow Opp. 600+ Yards:	0-0

RUSH YARDS

Less Than 100 Yards:	0-2
100+ Yards Rushing:	3-3
200+ Yards Rushing:	1-0
300+ Yards Rushing:	2-0
Holds Opp. Under 100 Yards:	2-1
Allows 100+ Yards Rushing:	2-0
Allows 200+ Yards Rushing:	1-2
Allows 300+ Yards Rushing:	0-2

PASS YARDS

Less Than 200 Yards:	4-2
200+ Yards Passing:	2-2
300+ Yards Passing:	0-1
400+ Yards Passing:	0-0
500+ Yards Passing:	0-0
Holds Opp. Under 200 Yards:	4-2
Allows 200+ Yards Passing:	2-2
Allows 300+ Yards Passing:	0-1
Allows 400+ Yards Passing:	0-0
Allows 500+ Yards Passing:	0-0

TURNOVERS

Has 0 Turnovers:	4-1
Has 1 Turnover:	2-0
Has 2 Turnovers:	0-3
Has 3+ Turnovers:	0-1
Forces 0 Turnovers:	0-1
Forces 1 Turnover:	3-3
Forces 2 Turnover:	1-1
Forces 3+ Turnovers:	2-0

MORGAN'S BREAKOUT YEAR IN 2018

James Morgan enjoyed a breakout season in his first year with the Panthers and helped FIU to a school-record nine wins, while setting a single-season record for passing touchdowns (26) and finishing with the second-most passing yards (2,727) in school history.

Morgan's 157.6 passing efficiency rating broke the single-season record at FIU, while ranking first overall in C-USA and 11th overall in the NCAA as he finished the year with C-USA Newcomer of the Year and Honorable Mention laurels. Entering 2019, Morgan has earned a spot on the Manning Award, Johnny Unitas Golden Arm Award, Davey O'Brien Award and Wuerffel Trophy Watch Lists to name a few.

WILLIAM V. CAMPBELL TROPHY EYES MORGAN

Celebrating its 30th year in 2019, the award recognizes an individual as the absolute best football scholar-athlete in the nation for his combined academic success, football performance and exemplary leadership. Morgan is one of 185 semifinalist to earn the distinction on Wednesday, while being just one of four from the C-USA (Charlotte, FIU, Rice and UTSA) to claim the honor.

The NFF will announce 12-14 finalists on Oct. 30, and each of them will receive an \$18,000 postgraduate scholarship as a member of the 2019 NFF National Scholar-Athlete Class presented by Fidelity Investments. The finalists will travel to New York City for the 62nd NFF Annual Awards Dinner on Dec. 10, where their accomplishments will be highlighted in front of one of the most powerful audiences in all of sports. Live during the event, one member of the class will be declared as the winner of the 30th Campbell Trophy® Presented by Mazda and have his postgraduate scholarship increased to \$25,000.

CHUNK PLAYS

FIU has had 12 plays go over 40 yards this season, with five of those coming from James Morgan.

Opponent (Date)	Result	Yards
FIU vs. WKU (9/7)	Kaylan Wiggins pass to Maurice Alexander	40 yards
FIU vs. New Hampshire (9/14)	Kaylan Wiggins rush	70 yards
FIU at LA Tech (9/20)	James Morgan pass to Austin Maloney	43 yards
FIU at LA Tech (9/20)	James Morgan pass to Austin Maloney	45 yards
FIU vs. UMass (10/5)	Kaylan Wiggins rush	47 yards
FIU vs. Charlotte (10/12)	Anthony Jones rush	41 yards
FIU vs. UTEP (10/19)	James Morgan pass to Anthony Jones	61 yards
FIU vs. UTEP (10/19)	Anthony Jones rush	65 yards
FIU vs. ODU (11/2/19)	James Morgan pass to Maurice Alexander	46 yards
FIU vs. ODU (11/2/19)	James Morgan pass to Shemar Thornton	54 yards
FIU vs. ODU (11/2/19)	Napoleon Maxwell rush	46 yards
FIU at FAU (11/9/19)	Napoleon Maxwell rush	75 yards

2019 HONORS

Sage Lewis

- Senior Bowl Preseason Watch List
- Preseason Nagurski Award Watch List
- Preseason Butkus Award Watch List
- Preseason C-USA Defensive Player of the Year

James Morgan

- William V. Campbell Trophy Semifinalist
- Senior Bowl Preseason Watch List
- Manning Award Watch List
- Johnny Unitas Golden Arm Watch List
- CFPA National Performer of the Year Watch List
- Preseason Davey O'Brien Award Watch List
- Allstate AFCA Good Works Team Nominee
- Wuerffel Trophy Watch List

Maurice Alexander

- C-USA Special Teams PDW (10/7)
- Phil Steele Preseason C-USA First Team (PR)
- Phil Steele Preseason C-USA Third Team (WR)
- Athlon Sports Preseason C-USA First Team (PR)
- Preseason All-Conference USA Team (PR)

Jose Borregales

- Lou Groza Award Watch List
- C-USA Special Teams PDW (11/25)

Dallas Connell

- Preseason Remington Trophy Watch List

Sterling Palmer

- Preseason Mackey Award Watch List

RETURNING PERSONNEL

Offense

Quarterbacks (4) - #7 Kaylan Wiggins, #10 Tannor Watson, #12 James Morgan, #17 Caleb Lynum

Running Backs (6) - #2 Anthony Jones, #5 Demarcus Townsend, #23 Napoleon Maxwell, #24 D'Vonte Price, #33 Shaun Peterson Jr., #42 Jordan Atkins

Wide Receivers (7) - #1 Maurice Alexander, #9 Bryce Singleton, #14 Darrius Scott, #15 Austin Maloney, #16 Tony Gaiter IV, #19 Shemar Thornton, #85 DeAndre Williams

Tight Ends (3) - #84 David O'Meara, #86 Carson Genal, #88 Sterling Palmer

Offensive Line (9) - #55 Shane McGough, #58 Devontay Taylor, #60 Dallas Connell, #61 Jaylen Daphnis, #62 Mershawn Miller, #68 Tahj Brighthaupt, #73 Lyndell Hudson Jr., #74 Shacquille Williams, #77 D'Antne Demery

Defense

Defensive Line (10) - #54 Kaliq Jacas, #75 Rashad Colson, #90 Noah Curtis, #91 Kameron Burns, #92 Jason Mercier, #93 Teair Tart, #94 Kevin Oliver, #95 Andrew Tarver, #98 Jordan Woods, #99 Davon Strickland

Linebackers (9) - #3 Sage Lewis, #37 Romelo Brooks, #40 Daniel Jackson, #45 Rocky Jacques-Louis, #48 Josh Powell, #51 Dimitry Prophete, #52 Donovan Georges, #53 Tevin Jones, #59 Jamal Gates

Defensive Backs (13) - #4 Isaiah Brown, #10 Olin Cushion III, #15 Quentin Bessent Jr., #18 Malik Tyson, #21 Stantley Thomas-Oliver III, #22 Maurquel Dillard, #25 Jordan Underwood, #26 Jamal Anderson, #27 Benny McCray, #28 Jesson Walker, #34 Christian Irving, #35 Rishard Dames, #36 Dorian Hall, #38 Richard Dames

Special Teams

Kickers/Punters (3) - #29 Thomas Leo, #30 Jose Borregales, #96 Alec Hallman

Long Snappers (1) - #31 Tommy Zozus

NEWCOMERS (ACTIVE)

Offense

Quarterbacks (1) - #3 Stone Norton*

Running Backs (2) - #8 Lexington Joseph*, #32 Maleek Williams

Fullbacks (1) - #22 Andy Bautista*

Wide Receivers (2) - #6 Nate Jefferson*, #80 Kris Mitchell*

Tight Ends (3) - #11 Joe Hocker*, #41 Jackson McDonald*, #87 Kamareon Williams*

Offensive Line (7) - #63 Noah Quier*, #64 Antonio Serrano*, #65 Julius Pierce*, #72 Sione Finau*, #76 Henry Omu, #78 Shamar Hobby-Lee*, #79 Logan Gunderson

Defense

Defensive Line (7) - #6 Alexy Jean-Baptiste, #43 Nate White*, #47 Chris Whittaker, #70 Kane Taylor, #89 Ty Danzy*, #96 David Reynolds*, #97 Damon Moore

Linebackers (2) - #44 Justin Michel*, #50 Nasir Carter*

Defensive Backs (6) - #7 Josh Turner, #17 Nikholi Jaghai, #18 Kamryn Giles*, #25 LaMontez Prichett, #29 Derrail Stephens*, #46 Kendre' Gant*

Special Teams

Kickers/Punters (1) - #39 Tommy Heatherly

Long Snappers (1) - #69 Ruben Ramirez*

* - True Freshman

RUSHING

Individual with 25-30 rushing attempts:

FIU: Alex Gardner (27) - Florida Atlantic 10/1/16
Opp: Gaej Walker (27) - vs WKU 9/7/19

Individual with 31 or more rushing attempts:

FIU: Ben West (34) - Florida A&M 10/1/05
Opp: James Conner (31) - Pittsburgh 9/13/14

Individual rushed for 100-149 yards:

FIU: Anthony Jones (112) - vs Miami 11/23/19
Opp: Terelle West (130) & Jayy McDonald (138) - at Middle Tennessee 10/26/19

Individual rushed for 150-199 yards:

FIU: Kaylan Wiggins (187) - New Hampshire 9/14/19
Opp: Malcolm Davidson (153) - at Florida Atlantic 11/9/19

Individual rushed for 200+ Yards:

FIU: Ben West (214) - Florida A&M 10/1/05
Opp: Bennie Cunningham (230) - Middle Tennessee 10/13/12

Individual with 100 rush and receiving yards:

FIU: Kedrick Rhodes (130 rush/115 rec.) - at Duke 9/1/12
Opp: Never N/A

Two rushers with 100 yards in a game:

FIU: Anthony Jones (117) & Napoleon Maxwell (114) - vs Charlotte 10/12/19
Opp: Devin Singletary (184) & Kerrith Whyte (165) - vs Florida Atlantic 11/3/18

Three rushers with 100 yards in a game:

FIU: Darriet Perry (186), T.Y. Hinton (158), Darian Mallary (118) - at Troy 11/13/10
Opp: Asher O'Hara (159), Jayy McDonald (138) & Terelle West (130) - at MT 10/26/19

Team with 40 rushing attempts:

FIU: 41 - vs Old Dominion 11/2/19
Opp: 44 - at Florida Atlantic 11/9/19

Team with fewer than 25 rushing attempts:

FIU: 23 - at Charlotte 11/17/18
Opp: 24 - vs UMass 10/4/19

Team rushed for 300+ Yards:

FIU: 364 - vs Charlotte 10/12/19
Opp: 471 - at Middle Tennessee 10/23/19

Team held between 51-100 yards rushing:

FIU: 75 - at Tulane 8/27/19
Opp: 64 - vs Old Dominion 11/2/19

Team held under 50 yards rushing:

FIU: 39 - at Charlotte 10/15/16
Opp: 38 - vs UMass 10/4/19

Individual scored on 50+ yard run:

FIU: Napoleon Maxwell (75) - at Florida Atlantic 11/9/19
Opp: Jayy McDonald (92) - at Middle Tennessee 10/23/19

PASSING

Individual with 40 pass attempts:

FIU: James Morgan (41) - at Louisiana Tech 9/20/19
Opp: J'Mar Smith (41) - at Louisiana Tech 9/20/19

Individual with 50 pass attempts:

FIU: Alex McGough (50) - Old Dominion 11/11/17
Opp: Chase Litton (52) - at Marshall 10/28/17

Individual with 60 pass attempts:

FIU: Never N/A
Opp: Ben Dougherty (60) - vs. Florida A&M 11/27/04

Individual completed 25 passes:

FIU: James Morgan (29) - at Louisiana Tech 9/20/19
Opp: J'Mar Smith (27) - at Louisiana Tech 9/20/19

Individual completed 30 passes:

FIU: Alex McGough (35) - Old Dominion 11/11/17
Opp: Andrew Ford (34) - UMass 12/2/17

Individual passed for 300-399 yards:

FIU: James Morgan (394) - at Louisiana Tech 9/20/19
Opp: Andrew Ford (392) - UMass 12/2/17

Individual passed for 400+ yards:

FIU: Paul McCall (400) - at Florida Atlantic (OT) 11/29/08
Opp: Graham Wilbert (403) - at Florida Atlantic 11/16/12

Individual threw three (3) touchdowns:

FIU: James Morgan (3) - at UTSA 11/10/18
Opp: Eli Peters (3) - vs Toledo 12/21/18

Individual threw four (4) touchdowns:

FIU: James Morgan (4) - UAPB 9/29/18
Opp: Andrew Ford (4) - UMass 12/2/17

Individual threw five (5) touchdowns:

FIU: Never N/A
Opp: Dalton Williams (5) - Akron 9/8/12

Team with less than 10 pass attempts:

FIU: 9 - at Louisville 9/21/13
Opp: 7 - at UTEP 11/16/13

Team with less than five (5) pass completions:

FIU: 4 - at Louisville 9/21/13
Opp: 3 - at UTEP 11/16/13

Team had less than 50 yards passing:

FIU: 27 - at Louisville 9/21/13
Opp: 25 - at Middle Tennessee 10/26/19

Individual threw for a 60-69-yard touchdown:

FIU: Alex McGough to Dennis Turner (64) - N.C. Central 9/19/15
Opp: Driphus Jackson to James Mayden (69) - Rice 11/1/14

Individual threw for a 70-yard+ touchdown:

FIU: James Morgan to Maurice Alexander (76) - UAPB 9/29/18
Opp: Max Brosmer to Dylan Laube (86) - at Florida Atlantic 9/14/19

RECEIVING

Individual caught 10 passes:

FIU: Thomas Owens (11) - Old Dominion 11/11/17
Opp: Deon-Tay McManus (10) - Marshall 11/19/16

Individual had 100 yards receiving:

FIU: Shemar Thornton (125) - vs Old Dominion 11/2/19
Opp: Deangelo Antoine (125) - at Florida Atlantic 11/9/19

Two individuals with 100 yards receiving in a game:

FIU: Glenn Coleman (115) and Willis Wright (109) - Middle Tenn. 10/13/12
Opp: Richie James (127) and Ty Lee (100) - Middle Tennessee 10/29/15

TOTAL OFFENSE

Team gained 500 total yards:

FIU: 510 - vs Charlotte (350 Rushing, 160 Passing) 10/12/19
Opp: 579 - at Florida Atlantic (261 rush, 318 pass) 11/9/19

Team gained 600 total yards:

FIU: 613 - UAPB (220 rush, 393 pass) 9/29/18
Opp: 615 - at Kansas (224 rush, 391 pass) 9/22/07

Team gained between 100-200 total yards:

FIU: 189 - WKU (80 rush, 109 pass) 9/24/16
Opp: 115 - vs UMass (38 rush, 77 pass) 10/4/19

Team gained less than 100 total yards:

FIU: 27 - at Louisville 9/21/13
Opp: Never N/A

FIRST DOWNS

Team had 25 first downs:

FIU: 26 - vs Charlotte 10/12/19
Opp: 26 - vs Miami 11/23/19

Team had less than 10 first downs:

FIU: 7 - at Miami 9/22/18
Opp: 5 - vs UMass 10/4/19

LAST TIME IT HAPPENED



PUNTING

Team punted at least 10 times:

FIU: 10 - at UAB 9/27/14
Opp: 10 - N.C. Central 9/19/15

Team did not punt:

FIU: Never (1, several, last vs Charlotte) 10/12/19
Opp: vs Florida Atlantic 11/3/18

Individual recorded a +50-yard punt:

FIU: Tommy Heatherly (53) - vs Charlotte 10/12/19
Opp: Bailey Cate (59) - vs Old Dominion 11/2/19

Individual recorded a +60-yard punt:

FIU: Tommy Heatherly (68) - at Middle Tennessee 11/9/19
Opp: Lou Hedley (61) - vs Miami 11/23/19

Individual recorded a +70-yard punt:

FIU: Stone Wilson (71) - at Florida Atlantic 11/18/17
Opp: Mike Ruggles (73) - at UTEP 11/16/13

Individual blocked a punt:

FIU: Kenyatta Anderson - Charlotte 11/7/15
Opp: Mar Drayton - vs Marshall 11/24/18

TURNOVERS

Individual threw three (3) interceptions:

FIU: Alex McGough (3) - Indiana 9/1/16
Opp: Jarren Williams (3) - vs Miami 11/23/19

Individual with two (2) interceptions:

FIU: Richard Dames - vs Marshall 11/24/18
Opp: Wiley Green - vs Rice 10/20/18

Team had four (4) turnovers:

FIU: 4 (4 fumbles) - at Middle Tennessee 10/26/19
Opp: 4 (4 INTs/D fumbles) - at UTSA 11/10/18

Team had five (5) turnovers:

FIU: 5 (2 INTs/3 fumbles) - at UTSA 10/11/14
Opp: 5 (3 INTs/2 fumbles) - Middle Tennessee 11/15/14

Team had six (6) turnovers:

FIU: 7 (5 INTs/2 fumbles) - at Arkansas 10/27/07
Opp: 6 (4 INTs/2 fumbles) - at UAB 9/27/14

Team lost three (3) fumbles:

FIU: 3 - at UCF 8/31/17
Opp: 3 - Western Kentucky 11/24/14

Team lost six (6) fumbles:

FIU: 6 - North Texas 10/15/05
Opp: Never (High of 4 - twice - last Wagner) 9/6/14

Team recovered an onside kick:

FIU: 1 - at WKU 10/27/18
Opp: 1 - at Louisiana Tech 9/20/19

PENALTIES

Team was penalized 10 times:

FIU: 11 - Tulane 10/14/17
Opp: 10 - at UCF 8/31/17

Team was not penalized:

FIU: Never (Record low 2 - at Troy) 10/18/03
Opp: vs Rice 10/20/18

SCORING

Individual scored three touchdowns:

FIU: James Morgan (3, two passing, one rushing) - at Louisiana Tech 9/20/19
Opp: Malcolm Davidson (3, all rushing) - at Florida Atlantic 11/9/19

Individual scored four touchdowns:

FIU: Anthony Jones (4, Three rushing, one receiving) - vs Charlotte 10/12/19
Opp: Anthony Wales (4) - at WKU 11/5/16

Individual caught two touchdown passes:

FIU: Anthony Jones (2) - at Charlotte 11/17/18
Opp: Jon'Vea Johnson (2) - vs Toledo 12/21/18

Individual caught three touchdown passes:

FIU: Bryce Singleton (3) - UMass 12/2/17
Opp: Austin Duke (3) - Charlotte 11/7/15

Individual rushed for three touchdowns:

FIU: Anthony Jones (3) - vs Charlotte 10/12/19
Opp: Malcolm Davidson (3) - at Florida Atlantic 11/9/19

Individual kicked three field goals:

FIU: Jose Borregales - vs Miami 11/23/19
Opp: Vladimir Rivas - at Florida Atlantic 11/9/19

Individual kicked four or more field goals:

FIU: Dustin Rivest (5) - Arkansas State 11/08/08
Opp: Bailey Hale (5) - at Louisiana Tech 9/20/19

Individual kicked a 50-yard field goal:

FIU: Jose Borregales (53) - vs Miami 11/23/19
Opp: Greg Joseph (50) - Florida Atlantic 10/1/16

Individual returned a kickoff for a touchdown:

FIU: Richard Leonard (100 yards) - at Florida Atlantic 11/16/12
Opp: Carlos Henderson (92 yards) - LA Tech 10/22/16

Individual returned a punt for a touchdown:

FIU: Maurice Alexander (90 yards) - vs UMass 10/4/19
Opp: Deandre Reaves (69 yards) - at Marshall 11/14/15

Individual returned an interception for a touchdown:

FIU: Richard Dames (80 yards) - vs WKU 9/7/19
Opp: J. Crawford (33 yards) - Indiana 9/1/18

Individual returned a fumble for a touchdown:

FIU: Sage Lewis (61 yards) - at Charlotte 11/17/18
Opp: Andrew Power (29 yards) - North Texas 9/1/11

Individual recovered a fumble in end zone for a TD:

FIU: Chance Attaway - at Middle Tennessee 9/29/07
Opp: Ryan Downing - North Texas 9/1/11

Individual returned/recovered a blocked punt for a TD:

FIU: Kenyatta Anderson (23 yards) - Charlotte 11/7/15
Opp: Mar Drayton (0 yards) - vs Marshall 11/24/18

Individual returned/recovered a blocked FG for a TD:

FIU: Never
Opp: Ross Cockrell (75 yards) - Duke 9/1/12

Individual returned a blocked PAT for a touchdown:

FIU: Zach Davis - vs. Florida AGM 11/27/04
Opp: Never

Team scored a two-point conversion:

FIU: vs Marshall (M. Alexander pass to C. Alexander) 11/24/18
Opp: vs Toledo (Eli Peters pass to Cody Thompson) 12/21/18

Team scored a safety:

FIU: vs UTEP 10/19/19
Opp: at UCF 8/31/17

Team recorded a shutout:

FIU: vs UMass (44-0) 10/4/19
Opp: at Marshall (52-0) 11/14/15

Team scored 28 points in a quarter:

FIU: 28 (2nd) - UMass 9/15/18
Opp: 28 (4th) - vs Florida Atlantic 11/3/18

Team scored 40 points in a half:

FIU: 42 (1st) - vs UMass 9/15/18
Opp: 40 (1st) - at Maryland 8/31/13



BUTCH DAVIS

13TH SEASON OVERALL (102-57) ■ 3RD SEASON AT FIU (22-14)

FIU NOTABLES ON COACH DAVIS

- The Panthers have broke or tied 102 school records under Davis
- Broke single-season school record in wins (9) in 2018
- Most wins by FIU coach in first two seasons (17)
- Has guided FIU to back-to-back bowl berths
- His .649 career win percentage ranks 8th highest among active coaches
- Coached FIU's first QB taken in NFL Draft, Alex McGough (Seahawks - 7th Round)

On Nov. 15, 2016, Butch Davis was named the fourth head coach of the FIU football program, returning to South Florida where he made a name for himself as one of the premier minds in football. Davis will enter his third season at FIU in 2019.

In just two short seasons, Davis has transformed the football program and has instilled a winning tradition at FIU after taking the Panthers to back-to-back bowl appearances and setting a school-record for wins (9) in 2018. Davis has also won 17 games in his first two seasons at the helm, which is the most by any Panther football coach in his first two seasons.

Under Davis, the Panthers have broke or tied 102 school records the legendary coach rewrites the FIU history book. The Panthers have set single-season records in points (450), touchdowns (58), total yards (5,480), rushing touchdowns (27), passing touchdowns (27), passing yards (3,194) just to name a few.

In 2018, the Panthers capped the season with a 35-32 victory over Toledo at the Makers Wanted Bahamas Bowl as FIU finished the year with a school-best 9-4 mark. Additionally, the Panthers earned a 6-2 record in C-USA action, which was also a school record. The Panthers broke records statistically as well, most notably on the offensive side as FIU set new season marks in points (450), touchdowns (58), total offense (5,480), yards per play (6.38), passing touchdowns (27), passing yards (3,194), passer efficiency (154.7), completion percentage (65.5), yards per pass (8.3), rushing touchdowns (27), yards per rush (4.80) and sacks allowed (8).

Nationally, the Panthers ranked in the Top 10 among FBS schools for sacks allowed (3rd overall, 8 allowed), tackles for loss allowed (4th overall, 3.77), fumbles lost (9th overall, five lost) and turnovers lost (9th overall, 13 lost) in 2018. The FIU air attack was also highly ranked nationally, with the Panthers' passer efficiency of 154.7 ranking 12th in the country, while FIU's 34.6 points per game ranked 27th overall. Davis also saw a school-record 17 Panthers earn All-CUSA honors, highlighted by first team selections Sage Lewis and Maurice Alexander.

Much of 2018's success on offense was due to quarterback James Morgan, who Davis coached to a C-USA Newcomer of the Year honor in his first season with the Panthers. Morgan set single-season records for touchdowns responsible for (27), total offense (2,708), passing touchdowns (26), passing yards (2,727) and passer efficiency (157.6).



In Davis' first season at FIU, the Panthers matched a school record in wins (8), before later breaking the mark in 2018. The Panthers also earned the school's first bowl berth since the 2011 season as FIU played Temple in the Bad Boy Mowers Gasparilla Bowl. The 8-5 mark during the regular season was the best record of any first-year head coach at FIU.

FIU finished the 2017 regular season leading the nation in red zone scoring offense converting 98 percent of its red-zone chances (39-of-40), which includes 30 touchdowns. Davis' 2017 FIU squad not only matched the school record in wins, but the 2017 Panthers finished the regular season throwing for the second-most yards (3,031) and rushing for the third-most yards (2,069) in school history. The offense also totaled the third-most yards (5,100) and FIU scored the third-most points (333) in a season. Defensively, the Panthers' 28.0 sacks ranked third in a single-season and the 75 tackles for loss tied for seventh overall. Davis also saw 12 Panthers earn All-CUSA honors highlighted by first team selection Thomas Owens.

Davis, the fourth head coach in FIU history, has compiled a 95-52 overall record in 12 years as a college head coach, including three BIG EAST Championships while coaching the University of Miami. In that span, Davis recruited and/or coached more than 120 players that made it to the NFL, 36 of which were first-round draft picks. Davis coached in the NFL for four years and is still the only coach to take the expansion Cleveland Browns to the playoffs.



"To say we are excited to have Butch Davis as our head coach at FIU is an understatement," Garcia said. "There is no doubt that he will take FIU football to new heights."

"I can't tell you how excited I am to be the head coach at FIU," Davis said. "I love this opportunity. I am grateful to be here. I look at this challenge as one that has no limits for the ceiling. When I think about FIU, there is unbelievable passion. If you are looking for an opportunity to get back into coaching, you could not envision a better opportunity than FIU. It's got great academic reputation. In its own backyard, it's got great athletes in this state. One of the things that sold me was there are 200,000 alumni in Broward and Dade County. We have to unite those fans and those alums and get them back in that stadium."

During his 12-year collegiate coaching career, Davis guided his teams to nine bowl games, winning six of them, including a 37-20 victory over the Florida Gators in the 2001 Sugar Bowl. Davis comes to FIU after serving as a college football studio analyst, while also contributing to coverage on College Football Live, ESPN Radio, ESPN.com and SportsCenter since 2014.

Before joining ESPN, Davis served as a consultant to the head coach for the Tampa Bay Buccaneers during the 2012 and '13 seasons. Prior to that, Davis had a long successful coaching career, including head coaching positions with the University of North Carolina (2007-10), the Cleveland Browns (2001-04) and the University of Miami (1995-2000).

From 1979-94, Davis had a successful 15-year association with Jimmy Johnson, first as a receivers and tight ends coach at Oklahoma State University (1979-83), then as a defensive line coach at the University of Miami and ending with the Dallas Cowboys, where he started as a defensive line coach and was promoted to defensive coordinator. His tenure included two of Dallas' Super Bowl titles.

After graduating college, Davis spent 1973-78 as a coach and biology and anatomy teacher on the high school level. A native of Bixby, Oklahoma, Davis graduated from the University of Arkansas in 1974, where he played tight end and defensive end for the Razorbacks under Head Coach Frank Boyles.

YEAR-BY-YEAR COLLEGIATE COACHING HISTORY

YEAR	TEAM	RECORD	BOWL GAME	OPPONENT (RESULT)	FINAL RANKINGS	SEASON NOTES
2018	FIU	9-4	Bahamas Bowl	Toledo (W/35-32)	NR	Broke school record with 9 wins/Second bowl win in FIU history
2017	FIU	8-5	Gasparilla Bowl	Temple (L/28-3)	NR	Tied school record 8 wins/First FIU Bowl bid since 2011
2010	North Carolina	8-5	Music City Bowl	Tennessee (W/30-27)	NR	First bowl victory for UNC in nine seasons
2009	North Carolina	8-5	Meineke Car Care Bowl	Pittsburgh (L/19-17)	NR	UNC made back-to-back bowl games for first time in a decade
2008	North Carolina	8-5	Meineke Car Care Bowl	West Virginia (L/31-30)	NR	Back in rankings for the first time since 2001
2007	North Carolina	4-8			NR	
2000	Miami (Fla.)	11-1	Sugar Bowl	Florida (W/37-20)	#2 Coaches/#2 AP	Big East champs/Beat No. 1 FSU and No. 2 Virginia Tech
1999	Miami (Fla.)	9-4	Gator Bowl	Georgia Tech (W/28-13)	#15 Coaches/#15 AP	Earned win over No. 9 Ohio State
1998	Miami (Fla.)	9-3	Micron PC Bowl	NC State (W/46-23)	#21 Coaches/#20 AP	Upset No. 3 UCLA
1997	Miami (Fla.)	5-6			NR	
1996	Miami (Fla.)	9-3	Carquest Bowl	Virginia (W/31-21)	#14 Coaches/#14 AP	Big East co-champs
1995	Miami (Fla.)	8-3			#20 AP	Big East co-champs



NOTABLE COACHING HISTORY

Years	Team	HC Record	Title
2017-present	FIU	22-13	Head Coach
2007-10	North Carolina	28-23	Head Coach
2001-04	Cleveland Browns (NFL)	24-35	Head Coach
1995-2000	Miami (Fla.)	51-20	Head Coach
1989-94	Dallas Cowboys (NFL)	N/A	Assistant DL (1989-92) DC/LB (1993-94)
1984-88	Miami (Fla.)	N/A	Assistant (DL)
1979-83	Oklahoma State	N/A	Assistant (TE/WR)

OTHER COACHING HISTORY

Years	Team	Title
1978	Tulsa Rogers (Okla.) H.S.	Head Coach
1976-77	Sand Springs (Okla.) H.S.	Assistant (DL, DLB)
1974-75	Pawhuska (Okla.) H.S.	Assistant (Offensive, DL)
1973	Fayetteville (Ark.) H.S.	Volunteer Assistant (WR)

SUPER BOWL WINS BY DAVIS

Dallas Cowboys, Super Bowl XXVII vs. Buffalo (assistant coach)
 Dallas Cowboys, Super Bowl XXVIII vs. Buffalo (defensive coordinator)

NFL 1ST ROUND DRAFT PICKS COACHED OR RECRUITED BY DAVIS

Miami (28): Ray Lewis (LB), Yatil Green (WR), **Kennard Lang (DE)***, Kenny Holmes (DE), Duane Starks (CB), Edgerrin James (RB), Bubba Franks (TE), Dan Morgan (LB), **Damion Lewis (DT)***, Santana Moss (WR), Reggie Wayne (WR), Bryant McKinnie (DT), Jeremy Shockey (TE), Phillip Buchannon (CB), Ed Reed (S), Mike Rumph (CB), Andre Johnson (WR), Jerome McDougle (DE), Willis McGahee (RB), William Joseph (DT), Sean Taylor (S), Kellen Winslow (TE), Jonathan Vilma (LB), D.J. Williams (LB), Vernon Carey (DT), Vince Wilfork (DT), Antrel Rolle (CB), Kelly Jennings (CB)

North Carolina (7): Kentwan Balmer (DT), Hakeem Nicks (WR), Robert Quinn (DE), Quinton Coples (DE), Jonathan Cooper (OG), Sylvester Williams (DT), Eric Ebron (TE)

OFFENSIVE RECORDS BROKE SINCE THE ARRIVAL OF DAVIS

INDIVIDUAL – SINGLE GAME

Total Offense Gained: 403 - Alex McGough vs. UMass (12/2/17)

Passing Yards Gained Per Attempt: 24.4 - James Morgan vs. UAPB (9/29/18)

Passing Yards Gained Per Completion: 37.9 - James Morgan vs. UAPB (9/29/18)

Passing Efficiency Rating: 363.2 - James Morgan vs. UAPB (9/29/18)

TD Receptions: 3 - Bryce Singleton vs. UMass (12/2/17)

Most Rushing Yards by a QB: 187 - Kaylan Wiggins vs. New Hampshire (9/14/19)

INDIVIDUAL – SEASON

TDs Responsible For: 27 - James Morgan (2018)

Total Offensive Yards: 3,029 - Alex McGough (2017)

Total Offensive Yards Per Play: 7.67 - James Morgan (2018)

Passing TDs: 26 - James Morgan (2018)

Passing Yards: 2,798 - Alex McGough (2017)

Passing Efficiency Rating: 157.6 - James Morgan (2018)

INDIVIDUAL – CAREER

TDs Responsible For: 81 - Alex McGough (2014-17)

Total Offensive Yards: 9,626 - Alex McGough (2014-17)

Rushing Yards: 3,063 - Alex Gardner (2014-17)

Rushing Attempts: 685 - Alex Gardner (2014-17)

Passing TDs: 65 - Alex McGough (2014-17)

TEAM – SINGLE GAME

Points Scored: 63 vs. UMass (12/2/17), 63 vs. UMass (9/15/18)

Total TDs: 9 vs. UMass (12/2/17), 9 vs. UMass (9/15/18)

Total Offense Gained: 674 vs. UMass (12/2/17)

All-Purpose Yards Gained: 781 vs. UMass (9/15/18)

Highest Average Gain Per Play: 12.8 vs. UAPB (9/29/18)

Rushing TDs Scored: 6 vs. UMass (12/2/17)

Passes Completed: 35 vs. Old Dominion (11/11/17)

Passing Yards Per Attempt: 30.2 vs. UAPB (9/29/18)

Passing Efficiency Rating: 311.6 vs. UAPB (9/29/18)

TEAM – SINGLE GAME

Most Points: 450 (2018)

TDs Scored (Off/Def/ST): 58 (2018)

TDs Responsible For: 85 (2018)

Total Offensive Yards: 5,480 (2018)

Total Offense Per Game: 421.5 (2018)

Total Offense Per Play: 6.4 (2018)

Rushing TDs: 27 (2018)

Passing TDs: 27 (2018)

Passing Yards: 3,194 (2018)

Average Yards Per Pass: 8.3 (2018)

Passing Completion Percentage: 65.5 (2018)

Passing Efficiency Rating: 154.7 - James Morgan (2018)

1



Maurice ALEXANDER
WR | 5-11 | 180 | R-Sr.
Florida City, Florida
Booker T. Washington HS

- 2018 All-CUSA First Team as a punt returner
- Finished first on team with 40 catches, second with 5 receiving TDs in 2018
- Became first Panther in school history to score a TD receiving and special teams in same game (UMass - 9/15)

2



Anthony JONES
RB | 5-11 | 215 | R-Sr.
Miami, Florida
Miami Central HS

- 2018 All-CUSA Honorable Mention
- Scored three TDs in 2018 Bahamas Bowl
- Missed seven games after being shot, before returning vs. FAU
- Brother of NFL running back Dalvin Cook (Minnesota Vikings)

3



Sage LEWIS
LB | 6-1 | 240 | R-Sr.
Opa-Locka, Florida
Monsignor Pace HS

- 2018 All-CUSA First Team for defense
- Broke single season FIU records for tackles (132) & solos (83)
- Ranked 1st in C-USA for tackles & solos, 20th & 10th in nation
- Among 2019 returnees, his 2018 tackle totals ranks 4th in nation

4



Isaiah BROWN
CB | 6-1 | 185 | Sr.
Tampa, Florida
Tampa Bay Tech

- Played in 12 games last season, making two starts on defense in 2018
- Snagged two INTs on the year
- Earned five pass breakups to rank third on the team

10



Olin CUSHION III
S | 5-8 | 176 | Sr.
Miami, Florida
Miami Central HS

- Ranked third on team in total tackles (65) and solos (43)
- Appeared in 13 games last season, making 11 starts at safety
- Forced 1st career fumble vs. Toledo (12/21) in Bahamas Bowl
- Had game-sealing INT vs. Middle Tennessee (10/13/18)

12



James MORGAN
QB | 6-4 | 213 | R-Sr.
Green Bay, Wisconsin
Ashwaubenon HS/Bowling Green

- 2018 C-USA Newcomer of the Year, 2018 All-CUSA HM Team
- Broke FIU single-season records for passing TDs (26), pass efficiency (157.6) and total offense per play average (7.67)
- Played & started in 12 games in his 1st season at FIU after graduating at Bowling Green in the Spring of 2018.

15



Austin MALONEY
WR | 5-11 | 190 | R-Sr.
Miami, Florida
Miami Christopher Columbus HS

- Earned a pair of All-CUSA Honorable Mention selections last season as a wide receiver and a kick returner
- Appeared in 13 games, making 10 starts at wideout for FIU
- Finished second on the team in receiving touchdowns (5), receiving yards

19



Shemar THORNTON
WR | 5-11 | 182 | Jr.
Miami, Florida
Hallandale HS

- Appeared in 10 games last season, making one start at UTSA (11/10)
- Battled through injuries for much of his sophomore season
- Earned a career-high four catches for 61 yards at Charlotte (11/17)
- Played on both sides of the ball at Hallandale HS

21



Stantley THOMAS-OLIVER III
CB | 6-2 | 184 | Sr.
Punta Gorda, Florida
Charlotte HS

- All-CUSA Honorable Mention as a cornerback in 2018
- Played 13 games, making 11-straight starts at CB to close out the season
- Earned one INT and a team-high 10 pass breakups
- Made switch from WR to CB, earned spot on 2016 C-USA All-Freshman

23



Napoleon MAXWELL
RB | 6-0 | 215 | R-Sr.
St. Petersburg, Florida
Admiral Farragut Academy

- Appeared in 13 games, making four starts in the backfield in 2018
- Ranked first on the team in rushing TDs (7), attempts (128), & yards (684)
- Rushed for 104 yards vs. UMass (9/15) and 102 at Charlotte (11/17) in 2018
- Missed 2015 & 2016 seasons due to injury

24



D'Vonte PRICE
RB | 6-2 | 194 | Jr.
Punta Gorda, Florida
Charlotte HS

- Played in 13 games last season, making three starts in the backfield
- Price's yard-per-carry average (6.2) ranked second overall in C-USA
- Ranked third on the team in rushing TDs (5), second in rush yards (560), and third in rush attempts (90)

30



Jose BORREGALES
K | 5-10 | 206 | R-Jr.
Miami, Florida
Booker T. Washington HS

- 2018 All-CUSA Honorable Mention, 2018 Lou Groza Semifinalist
- His 53-yard FG vs. Middle Tennessee (10/13/18) broke a FIU school record
- Holds the FIU season record for PATs made with 54 in 2018
- Earned 2017 All-CUSA Honorable Mention

35



Rishard DAMES
DB | 5-11 | 165 | Jr.
Miami, Florida
Booker T. Washington HS

- Played in all 13 games last season in the defensive secondary
- Earned two INTs on the year
- Twin brother of Richard Dames
- Played for Tim Harris Sr. at Booker T. Washington HS

38



Richard DAMES
DB | 5-11 | 185 | Jr.
Miami, Florida
Booker T. Washington HS

- 2018 All-CUSA Honorable Mention on defense
- Played in all 13 games, making four starts on defense
- Earned three INTs, five pass breakups and one QB hurry
- Twin brother of Rishard Dames

55



Shane MCGOUGH
OL | 6-2 | 302 | R-Jr.
Tampa, Florida
Gaither HS

- 2018 All-CUSA Honorable Mention on offense
- Played in all 13 games last season, making nine starts at right guard
- Part of OL that allowed a FIU record-low eight sacks in 2018
- Brother of former FIU great and NFL QB Alex McGough (2014-17)

60



Dallas CONNELL
C | 6-3 | 300 | Sr.
Jacksonville, Florida
First Coast HS

- 2018 All-CUSA Honorable Mention Team on offense
- Played and started in 12 games last season at center
- Part of OL that allowed a FIU record-low eight sacks in 2018
- Played in 13 games as a junior, starting in 12 of those

77



D'Antne DEMERY
OT | 6-5 | 320 | Jr.
Brunswick, Georgia
Brunswick HS/ Hutchinson CC

- 2018 All-CUSA Honorable Mention on offense
- Played and started in 11 games last season at offense tackle
- Part of OL that allowed a FIU record-low eight sacks in 2018
- Transferred to FIU from Hutchinson CC in Kansas

88



Sterling PALMER
TE | 6-6 | 235 | So.
Midlothian, Virginia
Fork Union Military

- 2018 C-USA All-Freshman Team, 2018 ESPN All-Bowl Team
- Played in all 13 games as a true freshman, starting 10 times at TE
- Caught 26 passes for 279 yards and two TDs
- Earned 64 yards receiving and a TD vs. Toledo in 2018 Bahamas Bowl
- Father, Sterling Palmer Sr., played football at Florida State and NFL

90



Noah CURTIS
DE | 6-5 | 248 | Jr.
Delray Beach, Florida
American Heritage

- 2018 All-CUSA Honorable Mention Team on defense
- Played 13 games last season, making 11 starts at DE
- Earned 49 tackles, 22 solos, 3.5 TFL and 1.5 sacks in 2018
- Ranked first among FIU defensive line for tackles

93



Teair TART
DT | 6-3 | 290 | R-Sr.
Philadelphia, Pennsylvania
West Philadelphia HS/ Ellsworth CC

- Played in 12 games in his first season at FIU, making two starts in 2018
- Earned 16.5 tackles, seven TFL, four sacks, one forced fumble, and one pass breakup in 2018
- Transferred to FIU from Ellsworth CC, was a four-star prospect



RICCARDO SILVA STADIUM

Designed by Rossetti Architects, the stadium has a 6,500-square-foot Panther Club on the ground level, an upper concourse for additional fan seating and concessions, a jumbotron scoreboard, and 19 luxury suites. Seating includes chair-back seats and bench seating, all with backrests.

FIU Community Stadium was the first dedicated sports facility at the school, replacing Tamiami Field. Construction officially began on July 24, 1994 and the facility opened on September 24, 1995, as a 7,500-seat football and track stadium. It was built as a joint venture between FIU, Miami-Dade County Public Schools, Miami-Dade Parks, and the Miami-Dade County Youth Fair.

In anticipation of the inaugural FIU Golden Panthers football season in fall 2002, the university placed movable bleachers around the stadium's all-weather running track in 2001, which increased the stadium's capacity to 17,000 seats.

In 2007, the university announced a major expansion and redesign for FIU Stadium. The redesign of FIU Stadium would increase the stadium's capacity to 45,000 fans, to be built in phases. For the first phase of the expansion, the school demolished a large portion of the original 1995 stadium.

The west, south and east sides of FIU Stadium were taken down and construction began on the new, permanent stadium. The expansion was completed in September 2008 for the 2008 football season. Phase one increased the stadium's capacity from 17,000 fans to 18,000, including 1,500 club seats. During construction, the 2007 football team played its home games in the Miami Orange Bowl.

The new facility opened for the first home game of the 2008 football season against the South Florida Bulls on Sept. 20. The Panthers lost 17-9 in front of a crowd of 16,717. The team won its first game in the new stadium FIU finished its first season in the new stadium with three wins and two losses.

In 2009, the university began the second phase of the stadium expansion, which included the construction of a new football field house. Renovations were completed in 2012 and the capacity increased to 20,000 seats.

In April 2011, the field was named Alfonso Field after alumnus David F. Alfonso. The facility also includes a two-story, 50,000-square-foot field house, named for trustee R. Kirk Landon, which includes a 14,000-square-foot weight room. The stadium also includes 8,500 square feet of locker rooms, an equipment room, a full-service athletic training facility, a ticket office, a merchandise area, and an FIU Athletics Hall of Fame.

In 2017, the university agreed to a five year deal to rename the stadium after Riccardo Silva, part owner of Miami FC, which also plays at the stadium. Before the deal, Silva had donated \$3.76 million for various improvements to the stadium including a new playing surface and Jumbotron video scoreboard.

The newly re-named stadium's home opener featured a performance by Grammy nominated Latin star Maluma. Maluma returned to the stadium in April 2018 to record the video for the Spanish language version of Jason Derulo's World Cup 2018 anthem.

ATTENDANCE

TOP 20 HOME CROWDS

Rnk.	Att.	Opp.	Stadium	Date
1.	27,339	Miami (Fla.)	Marlins Park	11/23/19
2.	22,682	Duke	FIU Stadium	10/1/11
3.	*21,010	Florida A&M	Orange Bowl Stadium	11/27/04
4.	20,205	UCF	FIU Stadium	9/17/11
5.	19,872	Rutgers	FIU Stadium	9/11/10
6.	17,961	Old Dominion	FIU Stadium	10/24/15
7.	17,568	North Texas	FIU Stadium	9/1/11
8.	17,378	FAU	FIU Stadium	11/12/11
9.	17,314	Saint Peter's	FIU Stadium	8/29/02
10.	17,031	ULM	FIU Stadium	11/6/10
11.	16,961	East Carolina	FIU Stadium	11/2/13
12.	16,780	Louisiana	FIU Stadium	9/24/11
13.	16,730	Middle Tenn.	FIU Stadium	12/3/05
14.	16,717	No. 12 USF	FIU Stadium	9/20/08
15.	16,628	Middle Tenn.	FIU Stadium	12/4/10
16.	16,567	NC Central	FIU Stadium	9/19/15
17.	16,512	Florida A&M	FIU Stadium	10/1/05
18.	15,891	Marshall	FIU Stadium	11/23/13
19.	15,852	Troy	FIU Stadium	10/25/11
20.	15,823	UCF	FIU Stadium	9/6/13

* - FIU was designated home team for Orange Blossom Classic

YEAR-BY-YEAR HOME ATTENDANCE

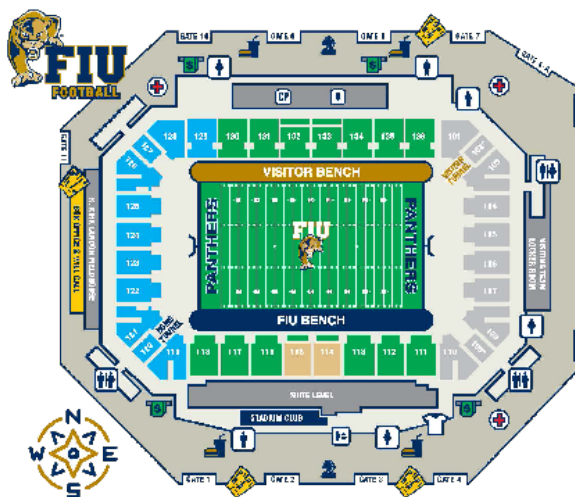
Year	Home Att.	Dates	Avg.
2002	54,353	7	7,765
2003	42,435	6	7,072
2004	50,473	5	10,095
2005	77,385	5	15,477
2006	76,552	5	15,110
2007	39,909	5	7,982
2008	69,261	5	13,852
2009	51,018	5	10,204
2010	82,724	5	16,545
2011	110,465	6	18,411
2012	81,806	6	13,634
2013	92,728	6	15,453
2014	95,728	8	11,966
2015	76,907	5	15,381
2016	117,526	7	16,789
2017	100,002	7	14,286
2018	109,797	7	15,685
2019	110,581	7	15,797



Pete Garcia and Riccardo Silva at the ceremony when FIU named its football stadium, Riccardo Silva Stadium, on April 3, 2017

On April 3, 2017, the FIU Athletic Department and Executive Director of Sports and Entertainment Pete Garcia renamed FIU Stadium to Riccardo Silva Stadium. The decision to name the stadium is in recognition of the support given by Riccardo Silva to the FIU Athletic Department since 2015.

Many significant improvements made to the facility, with completion of two major projects. The first is the installation of a new state-of-the-art playing surface. The new surface, FieldTurf's Revolution 360, features fibers that provide for optimal durability, resilience and feel and is used by many top venues.



Riccardo Silva Stadium Address
 11200 SW 8th Street
 Miami, FL 33199
 Modesto A. Maidique Campus

DIRECTIONS

From Miami International Airport:
 Take the I-836 WEST exit from the Airport
 Follow the I-836 to the Florida Turnpike
 Take the Florida Turnpike SOUTH exit
 Follow the Florida Turnpike SOUTH to the Bird Road exit (SW 40th Street)
 Take the SW 40th Street exit EAST to SW 117th Avenue
 Turn left onto SW 117th Avenue
 Follow SW 117th Avenue north to SW 2100 Block
 At Miami Dade Fair & Exposition back entrance, turn right

From W Palm Beach/Broward County or the Florida Turnpike north:
 Take the Florida Turnpike SOUTH
 Follow the Florida Turnpike SOUTH to the Bird Road exit (SW 40th Street)
 Take the SW 40th Street exit EAST to SW 117th Avenue
 Turn left onto SW 117th Avenue
 Follow SW 117th Avenue north to SW 2100 Block
 At Miami Dade Fair & Exposition back entrance, turn right

SEATING	GATE INFORMATION	ACCOMMODATIONS
CLUB LEVEL	GATE 1	TICKET SALES
SIDELINE	GATE 2	BOX OFFICE/WALK CALL
ENDZONE	GATE 3	GUEST SERVICES
STUDENT SECTION	GATE 4	CONCESSIONS
NON-ALCOHOL SECTION*	GATE 6	FIRST AID
	GATE 7	ATM
	GATE 8	RESTROOMS
	GATE 9	ELEVATORS
	GATE 10	MERCAN DISC
	GATE 11	RADIO BOOTH
		COMMAND POST



MR. PRO BOWL

T.Y. Hilton has become one of the NFL's best wideouts as he has earned four Pro Bowl appearances over his professional career. Among his other accomplishments, Hilton was named to the PFWA All-Rookie team and led the league in receiving yards with 1,448 in 2016. During his collegiate career at FIU, Hilton was a two-time All-Sun Belt First Team honoree and was named the Sun Belt Player of the Year in 2010 and Sun Belt Freshman of the Year in 2009.

NFL DRAFT HISTORY

Year	Player	Pos.	NFL Team	Round/Pick
2007	Antwan Barnes	LB	Baltimore Ravens	4th round, 134th pick
2007	Chandler Williams	WR	Minnesota Vikings	7th round, 233rd pick
2011	Anthony Gaitor	DB	Tampa Bay Buccaneers	7th round, 222nd pick
2012	T.Y. Hilton	WR	Indianapolis Colts	3rd round, 92nd pick
2013	Johnathan Cyprien	DB	Jacksonville Jaguars	2nd round, 33rd pick
2013	Tourek Williams	LB	San Diego Chargers	6th round, 179th pick
2017	Jonnu Smith	TE	Tennessee Titans	3rd round, 100th pick
2018	Alex McGough	QB	Seattle Seahawks	7th round, 220th pick

CURRENT NFL PLAYERS

FIU Years	Player	Pos.	Current/Last NFL Team	NFL Years Active
2008-11	T.Y. Hilton	WR	Indianapolis Colts	2012-present
2009-12	Johnathan Cyprien	DB	Atlanta Falcons	2013-present
2012-15	Jeremiah McKinnon*	DB	Philadelphia Eagles	2016-present
2012-16	Dieugot Joseph*	OL	Atlanta Falcons	2017-present
2013-16	Jonnu Smith	TE	Tennessee Titans	2017-present
2017	Pharoah McKeever*	TE	Green Bay Packers	2018-present
2014-17	Anthony Wint*	LB	New York Jets	2018-present
2014-17	Alex McGough	QB	Houston Texans	2018-present
2017-18	CJ Worton*	WR	Atlanta Falcons	2019-present
2015-18	Stone Wilson*	P	Miami Dolphins	2019-present

* - currently free agent after roster cuts

FIU PLAYERS TO REACH NFL

Player	Pos.
Antwan Barnes	LB
Rupert Bryan, Jr.	FB
Johnathan Cyprien	FS
Jose Cheeseborough	CB
Greg Ellingson	WR
Isame Faciane	DT
Anthony Gaitor	DB
Justin Halley	S
Caylin Hauptmann	OT
Greg Hickman	DT
T.Y. Hilton	WR
Dieugot Joseph	OL
Andy Leavine	OL
Richard Leonard	DB
Marshall McDuffie	DB
Alex McGough	QB
Pharoah McKeever	TE
Jeremiah McKinnon	DB
Junior Mertile	DB
Denzell Perine	DE
Chris Smith	CB
Jonnu Smith	TE
Kevin Timothee	DB
Nick Turnbull	DB
Michael Wakefield	LB
Jeremiah Weatherspoon	DB
Chandler Williams	WR
Tourek Williams	LB
Stone Wilson	P
Anthony Wint	LB
CJ Worton	WR



2019 COMBINED STATS



Date	Opponent	Score	Att.
Aug 29, 2019	at Tulane	L 14-42	16361
* Sep 07, 2019	WKU	L 14-20	13311
Sep 14, 2019	UNH	W 30-17	11756
* Sep 20, 2019	at Louisiana Tech	L 31-43	18782
Oct 05, 2019	UMASS	W 44-0	12746
* Oct 12, 2019	CLT	W 48-23	16834
* Oct 19, 2019	UTEP	W 32-17	13951
* Oct 26, 2019	at Middle Tennessee	L 17-50	9512
* Nov 02, 2019	OLD DOMINION	W 24-17	14644
* Nov 09, 2019	at FAU	L 7-37	17603
Nov.23, 2019	vs Miami (Fla.)	W 30-24	27339

Record:	Overall	Home	Away	Neutral
All games	6-5	5-1	0-4	1-0
Conference	3-4	3-1	0-3	0-0
Non-Conference	3-1	2-0	0-1	1-0

Team Statistics	FIU	OPP
FIRST DOWNS	221	224
Rushing	92	120
Passing	106	84
Penalty	23	20
RUSHING YARDAGE	2016	2273
Rushing Attempts	424	419
Average Per Rush	4.8	5.4
Average Per Game	183.3	206.6
TDs Rushing	20	23
PASSING YARDAGE	2289	2051
Comp-Att-Int	180-314-3	173-310-11
Average Per Pass	7.3	6.6
Average Per Catch	12.7	11.9
Average Per Game	208.1	186.5
TDs Passing	12	11
TOTAL OFFENSE	4305	4324
Average Per Play	5.8	5.9
Average Per Game	391.4	393.1
KICK RETURNS: #-Yards	27-440	24-497
PUNT RETURNS: #-Yards	12-250	8-14
INT RETURNS: #-Yards	11-150	3-29
FUMBLES-LOST	17-9	17-5
PENALTIES-Yards	63-614	77-732
PUNTS-AVG	47-42.5	51-43.2
TIME OF POSSESSION/Game	29:05	30:41
3RD-DOWN Conversions	56/150	54/144
4TH-DOWN Conversions	12/23	9/15

Rushing	gp-gs	att	gain	loss	net	avg	td	lg	avg/g
JONES,A	11-8	150	772	21	751	5.0	8	65	68.3
MAXWELL,N	11-6	110	683	25	658	6.0	7	75	59.8
WIGGINS,K	9-1	46	345	49	296	6.4	3	70	32.9
PRICE,D	10-2	48	260	12	248	5.2	0	24	24.8
JOSEPH,L	5-0	11	48	4	44	4.0	0	9	8.8
ALEXANDER,M	9-5	9	43	1	42	4.7	0	14	4.7
PETERSON,S	10-0	8	33	1	32	4.0	0	7	3.2
JEFFERSON,N	1-0	1	15	0	15	15.0	0	15	15.0
JEAN, A	8-0	1	2	0	2	2.0	0	2	0.2
TOWNSEND,D	10-0	1	1	0	1	1.0	0	1	0.1
Total	11	424	2264	248	2016	4.8	20	75	183.3
Opponents	11	419	2551	278	2273	5.4	23	92	206.6

Passing	gp-gs	effic	comp-att-int	pct	yds	td	lg	avg/g
MORGAN,J	10-10	133.33	164-282-2	58.2	2100	12	61	210.0
WIGGINS,K	9-1	108.12	14-26-0	53.8	168	0	40	18.7
JONES,A	11-8	45.80	1-2-0	50.0	-1	0	0	-0.1
ALEXANDER,M	9-5	142.40	1-2-0	50.0	22	0	22	2.4
HALLMAN,A	11-0	-200.00	0-1-1	0.0	0	0	0	0.0
TEAM	7-0	0.00	0-1-0	0.0	0	0	0	0.0
Total	11	129.26	180-314-3	57.3	2289	12	61	208.1
Opponents	11	115.99	173-310-11	55.8	2051	11	86	186.5

Receiving	gp-gs	no.	yds	avg	td	lg	avg/g
THORNTON,S	11-9	45	588	13.1	5	54	53.5
GAITER,T	11-6	40	567	14.2	3	34	51.5
ALEXANDER,M	9-5	25	298	11.9	1	46	33.1
MALONEY,A	11-7	20	378	18.9	1	45	34.4
PALMER,S	11-3	15	159	10.6	0	35	14.5
MAXWELL,N	11-6	10	86	8.6	0	23	7.8
JONES,A	11-8	9	119	13.2	2	61	10.8
PRICE,D	10-2	9	47	5.2	0	14	4.7
WILLIAMS,K	10-3	2	19	9.5	0	15	1.9
GASKIN,C	4-0	2	17	8.5	0	18	4.2
O'MEARA,D	11-4	1	12	12.0	0	12	1.1
SCOTT,D	6-1	1	0	0.0	0	0	0.0
LYNUM,C	2-0	1	-1	-1.0	0	0	-0.5
Total	11	180	2289	12.7	12	61	208.1
Opponents	11	173	2051	11.9	11	86	186.5

Field Goals	fg	pct.	01-19	20-29	30-39	40-49	50-99	lg	blk
BORREGALES,J	15-22	68.2	0-0	5-5	5-10	3-4	2-3	53	0

Scoring	td	fg	PAT				dxp	saf	pts
			kick	rush	rcv	pass			
BORREGALES,J	-	15-22	32-34	-	-	-	-	-	77
JONES,A	10	-	-	-	-	-	-	-	60
MAXWELL,N	7	-	-	-	-	-	-	-	42
THORNTON,S	5	-	-	-	-	-	-	-	30
GAITER,T	3	-	-	-	-	1-1	-	-	18
WIGGINS,K	3	-	-	-	-	-	-	-	18
ALEXANDER,M	2	-	-	-	-	-	-	-	12
MORGAN,J	2	-	-	-	-	-	-	-	12

Interceptions	no.	yds	avg	td	lg
LEWIS,S	3	21	7.0	0	12
DAMES,RISHARD	3	90	30.0	1	80
REYNOLDS,D	1	0	0.0	0	0
THOMAS-OLIVER,S	1	23	23.0	0	23
HALL,D	1	0	0.0	0	0
CUSHION,O	1	0	0.0	0	0
GATES,J	1	16	16.0	0	16

Punting	no.	yds	avg	lg	tb	fc	i20	50+	blk
HEATHERLY,T	44	1906	43.3	68	3	15	13	14	0
LEO,T	2	93	46.5	56	0	2	1	1	0
TEAM	1	0	0.0	0	0	0	0	0	1

Punt Returns	no.	yds	avg	td	lg
ALEXANDER,M	10	187	18.7	1	90
GAITER,T	2	53	26.5	0	34
PROPHETE,D	0	10	0.0	1	10
Total	12	250	20.8	2	90
Opponents	8	-14	-1.8	0	15

Kick Returns	no.	yds	avg	td	lg
MALONEY,A	13	269	20.7	0	30
MAXWELL,N	5	82	16.4	0	24
PRICE,D	4	47	11.8	0	19
GAITER,T	2	22	11.0	0	13
ALEXANDER,M	1	18	18.0	0	17
TOWNSEND,D	1	2	2.0	0	2
PETERSON,S	1	0	0.0	0	0
Total	27	440	16.3	0	30
Opponents	24	497	20.7	1	45

All Purpose

2019 TEAM STATS



Date	Opponent	Rushing				Receiving				Passing				Kick Returns				Punt Returns				tot off		
		no.	yds	td	lg	no.	yds	td	lg	cmp	att	int	yds	td	lg	no.	yds	td	lg	no.	yds		td	lg
Aug 29	at Tulane	26	59	1	12	19	233	1	35	19	34	1	233	1	35	2	25	0	21	0	0	0	0	292
Sep 07	WKU	46	151	1	18	5	66	0	40	5	18	0	66	0	40	1	12	0	12	3	29	0	18	217
Sep 14	UNH	52	310	3	70	12	127	0	26	12	19	0	127	0	26	3	61	0	22	2	47	1	34	437
Sep 20	at Louisiana Tech	26	180	2	44	29	414	2	45	29	41	1	414	2	45	6	107	0	30	0	0	0	0	594
Oct 05	UMASS	55	278	2	47	19	263	2	30	19	33	0	263	2	30	0	0	0	0	2	140	1	90	541
Oct 12	CLT	53	350	5	41	13	160	2	27	13	16	0	160	2	27	0	0	0	0	0	0	0	0	510
Oct 19	UTEP	32	185	2	65	9	150	1	61	9	17	0	150	1	61	4	91	0	30	0	0	0	0	335
Oct 26	at Middle Tennessee	34	89	0	22	17	230	2	30	17	33	0	230	2	30	5	57	0	17	1	9	0	9	319
Nov 02	OLD DOMINION	41	131	2	46	20	252	0	54	20	33	0	252	0	54	2	42	0	24	3	6	0	3	383
Nov 09	at FAU	30	146	1	75	21	234	0	33	21	40	1	234	0	33	3	21	0	19	0	0	0	0	380
Nov.23	vs Miami (Fla.)	29	137	1	37	16	160	2	29	16	30	0	160	2	29	1	24	0	24	1	19	0	19	297
Opponents		424	2016	20	75	180	2289	12	61	180	314	3	2289	12	61	27	440	0	30	12	250	2	90	4305
Opponents		419	2273	23	92	173	2051	11	86	173	310	11	2051	11	86	24	497	1	45	8	-14	0	15	4324

Games: 11 • Avg/rush: 4.8 • Avg/catch: 12.7 • Pass effic: 129.26 • KR avg: 16.3 • PR avg: 20.8 • All purpose avg/game: 467.7 • Total offense avg/gm: 391.4

Date	Opponent	Tackles				Sacks no-yds	Fumble		Pass Defense			blkd kick	PAT Attempts			off			
		ua	a	total	tfl-yds		ff	fr-yds	int-yds	qbh	brup		kick	rush	rcv	saf	t/o	pts	
Aug 29	at Tulane	47	22	69	4.0-24	1.0-17	1	1-0	0-0	0	2	0	2-2	0	0	0	0	0	14
Sep 07	WKU	25	48	73	3.0-3	0.0-0	0	0-0	2-80	2	2	0	2-2	0	0	0	0	7	14
Sep 14	UNH	35	22	57	5.0-15	1.0-7	0	0-0	1-4	4	4	0	3-4	0	0	0	0	30	
Sep 20	at Louisiana Tech	53	32	85	5.0-10	1.0-3	1	0-0	1-0	3	2	0	4-4	0	0	0	0	31	
Oct 05	UMASS	23	24	47	6.0-35	2.0-13	1	1-0	2-15	8	5	0	5-5	0	0	0	17	44	
Oct 12	CLT	37	18	55	4.0-13	1.0-6	2	1-0	0-0	1	3	0	6-7	0	0	0	7	48	
Oct 19	UTEP	36	30	66	8.0-33	3.0-20	0	0-0	1-0	0	3	0	3-3	0	0	1	3	32	
Oct 26	at Middle Tennessee	49	12	61	3.0-9	0.0-0	0	0-0	0-0	2	3	0	2-2	0	0	0	0	17	
Nov 02	OLD DOMINION	41	4	45	8.0-37	3.0-22	1	1-0	1-0	4	4	1	1-1	0	1	0	3	24	
Nov 09	at FAU	40	28	68	4.0-19	1.0-11	0	1-0	0-0	7	7	0	1-1	0	0	0	0	7	
Nov.23	vs Miami (Fla.)	25	40	65	2.0-8	2.0-6	0	0-0	3-51	3	6	0	3-3	0	0	0	6	30	
Opponents		411	280	691	52.0-206	14.0-105	6	5-0	11-150	34	41	1	32-34	0	1	1	43	291	
Opponents		404	325	729	59.0-188	12.0-73	11	9-22	3-29	30	35	1	30-33	0	1	0	44	290	

Date	Opponent	Punting									Field Goals			Kickoffs				
		no.	yds	avg	long	blkd	tb	fc	50+	i20	md-att	long	blkd	no.	yds	avg	tb	ob
Aug 29	at Tulane	6	238	39.7	57	0	1	2	2	1	0-0	0	0	3	165	55.0	1	0
Sep 07	WKU	7	316	45.1	53	0	0	3	3	2	0-1	0	0	3	195	65.0	3	0
Sep 14	UNH	4	200	50.0	60	0	1	1	3	2	1-3	20	0	6	422	70.3	5	0
Sep 20	at Louisiana Tech	3	151	50.3	57	0	0	1	2	1	1-2	36	0	6	314	52.3	2	0
Oct 05	UMASS	3	92	30.7	52	1	0	0	1	1	3-3	45	0	9	458	50.9	5	0
Oct 12	CLT	1	53	53.0	53	0	0	0	1	1	0-0	0	0	8	487	60.9	3	0
Oct 19	UTEP	2	91	45.5	48	0	0	0	0	1	3-3	46	0	7	453	64.7	5	0
Oct 26	at Middle Tennessee	6	281	46.8	62	0	0	2	2	2	1-2	33	0	4	206	51.5	1	0
Nov 02	OLD DOMINION	5	148	29.6	43	0	0	3	0	1	3-5	42	0	6	387	64.5	4	0
Nov 09	at FAU	4	188	47.0	68	0	1	1	1	1	0-0	0	0	2	130	65.0	2	0
Nov.23	vs Miami (Fla.)	6	241	40.2	44	0	0	4	0	1	3-3	53	0	7	424	60.6	3	0
Opponents		47	1999	42.5	68	1	3	17	15	14	15-22	53	0	61	3641	59.7	34	0
Opponents		51	2201	43.2	61	0	7	8	12	19	16-18	45	1	58	3326	57.3	16	4

OPPONENT TEAM GAME HIGHS

Rushes	55	at Middle Tennessee (Oct 26, 2019)
Yards Rushing	471	at Middle Tennessee (Oct 26, 2019)
Yards Per Rush	8.6	at Middle Tennessee (Oct 26, 2019)
TD Rushes	6	at Middle Tennessee (Oct 26, 2019)
Pass attempts	41	at Louisiana Tech (Sep 20, 2019)
Pass completions	27	at Louisiana Tech (Sep 20, 2019)
Yards Passing	317	at FAU (Nov 09, 2019)
Yards Per Pass	10.3	at Tulane (Aug 29, 2019)
TD Passes	2	at Tulane (Aug 29, 2019)
	2	vs UNH (Sep 14, 2019)
	2	vs Miami (Fla.) (Nov.23, 2019)
Total Plays	84	at Louisiana Tech (Sep 20, 2019)
Total Offense	591	at FAU (Nov 09, 2019)
Yards Per Play	8.2	at Tulane (Aug 29, 2019)
Points	50	at Middle Tennessee (Oct 26, 2019)
Sacks By	4	vs Old Dominion (Nov 02, 2019)
First Downs	31	at Louisiana Tech (Sep 20, 2019)
Penalties	12	at Tulane (Aug 29, 2019)
Penalty Yards	106	vs UTEP (Oct 19, 2019)
Turnovers	3	vs UMASS (Oct 05, 2019)
	3	vs Miami (Fla.) (Nov.23, 2019)
Interceptions By	1	at Tulane (Aug 29, 2019)
	1	at Louisiana Tech (Sep 20, 2019)
	1	at FAU (Nov 09, 2019)
Punts	9	vs UMASS (Oct 05, 2019)
Punting Avg	52.0	vs Miami (Fla.) (Nov.23, 2019)
Long Punt	61	vs UTEP (Oct 19, 2019)
	61	vs Miami (Fla.) (Nov.23, 2019)
Punts inside 20	4	vs UNH (Sep 14, 2019)
	4	vs Old Dominion (Nov 02, 2019)
Long Punt Return	15	vs UMASS (Oct 05, 2019)

FIU Inside Opponent Red-Zone

Date	Opponent	Score	Times In RZ	Times Scored	Total Pts	TDs	Rush TDs	Pass TDs	FGs Made	Failed to score inside RZ					
										FGA	Down	Int	Fumb	Half	Game
Aug 29, 2019	at Tulane	L 14-42	3	2	14	2	1	1	0	0	1	0	0	0	0
Sep 07, 2019	WKU	L 14-20	2	1	7	1	1	0	0	0	1	0	0	0	0
Sep 14, 2019	UNH	W 30-17	6	4	23	3	3	0	1	2	0	0	0	0	0
Sep 20, 2019	at Louisiana Tech	L 31-43	6	4	24	3	2	1	1	1	0	0	1	0	0
Oct 05, 2019	UMASS	W 44-0	5	4	20	2	2	0	2	0	0	0	0	0	1
Oct 12, 2019	CLT	W 48-23	7	6	41	6	4	2	0	0	0	0	0	0	1
Oct 19, 2019	UTEP	W 32-17	5	5	27	3	2	1	2	0	0	0	0	0	0
Oct 26, 2019	at Middle Tennessee	L 17-50	3	2	10	1	0	1	1	1	0	0	0	0	0
Nov 02, 2019	OLD DOMINION	W 24-17	6	5	24	2	2	0	3	1	0	0	0	0	0
Nov 09, 2019	at FAU	L 7-37	2	0	0	0	0	0	0	0	1	1	0	0	0
Nov.23, 2019	vs Miami (Fla.)	W 30-24	2	2	10	1	0	1	1	0	0	0	0	0	0
Totals			47	35	200	24	17	7	11	5	3	1	1	2	0

35 of 47 (74.5%)

Opponents Inside FIU Red-Zone

Date	Opponent	Score	Times In RZ	Times Scored	Total Pts	TDs	Rush TDs	Pass TDs	FGs Made	Failed to score inside RZ					
										FGA	Down	Int	Fumb	Half	Game
Aug 29, 2019	at Tulane	L 14-42	4	4	28	4	3	1	0	0	0	0	0	0	0
Sep 07, 2019	WKU	L 14-20	3	3	17	2	1	1	1	0	0	0	0	0	0
Sep 14, 2019	UNH	W 30-17	1	1	7	1	0	1	0	0	0	0	0	0	0
Sep 20, 2019	at Louisiana Tech	L 31-43	5	5	23	2	2	0	3	0	0	0	0	0	0
Oct 05, 2019	UMASS	W 44-0	0	0	0	0	0	0	0	0	0	0	0	0	0
Oct 12, 2019	CLT	W 48-23	3	3	16	2	2	0	1	0	0	0	0	0	0
Oct 19, 2019	UTEP	W 32-17	2	2	10	1	1	0	1	0	0	0	0	0	0
Oct 26, 2019	at Middle Tennessee	L 17-50	6	6	37	5	4	1	1	0	0	0	0	0	0
Nov 02, 2019	OLD DOMINION	W 24-17	4	3	17	2	2	0	1	1	0	0	0	0	0
Nov 09, 2019	at FAU	L 7-37	8	6	31	3	2	1	3	0	1	0	0	1	0
Nov.23, 2019	vs Miami (Fla.)	W 30-24	5	3	17	2	1	1	1	0	2	0	0	0	0
Totals			41	36	203	24	18	6	12	1	3	0	0	1	0

36 of 41 (87.8%)

2019 INDIVIDUAL STATS



Rushing	gp-gs	att	gain	loss	net	avg	td	lg	avg/g
JONES,A	11-8	150	772	21	751	5.0	8	65	68.3
MAXWELL,N	11-6	110	683	25	658	6.0	7	75	59.8
WIGGINS,K	9-1	46	345	49	296	6.4	3	70	32.9
PRICE,D	10-2	48	260	12	248	5.2	0	24	24.8
JOSEPH,L	5-0	11	48	4	44	4.0	0	9	8.8
ALEXANDER,M	9-5	9	43	1	42	4.7	0	14	4.7
PETERSON,S	10-0	8	33	1	32	4.0	0	7	3.2
JEFFERSON,N	1-0	1	15	0	15	15.0	0	15	15.0
JEAN, A	8-0	1	2	0	2	2.0	0	2	0.2
TOWNSEND,D	10-0	1	1	0	1	1.0	0	1	0.1
TURNER,J	9-0	1	0	5	-5	-5.0	0	0	-0.6
HEATHERLY,T	11-0	1	0	20	-20	-20.0	0	0	-1.8
MORGAN,J	10-10	28	62	85	-23	-0.8	2	15	-2.3
TEAM	7-0	9	0	25	-25	-2.8	0	0	-3.6
Total	11	424	2264	248	2016	4.8	20	75	183.3
Opponents	11	419	2551	278	2273	5.4	23	92	206.6

Passing	gp-gs	effic	comp-att-int	pct	yds	td	lg	avg/g
MORGAN,J	10-10	133.33	164-282-2	58.2	2100	12	61	210.0
WIGGINS,K	9-1	108.12	14-26-0	53.8	168	0	40	18.7
JONES,A	11-8	45.80	1-2-0	50.0	-1	0	0	-0.1
ALEXANDER,M	9-5	142.40	1-2-0	50.0	22	0	22	2.4
HALLMAN,A	11-0	-200.00	0-1-1	0.0	0	0	0	0.0
TEAM	7-0	0.00	0-1-0	0.0	0	0	0	0.0
Total	11	129.26	180-314-3	57.3	2289	12	61	208.1
Opponents	11	115.99	173-310-11	55.8	2051	11	86	186.5

Receiving	gp-gs	no.	yds	avg	td	lg	avg/g
THORNTON,S	11-9	45	588	13.1	5	54	53.5
GAITER,T	11-6	40	567	14.2	3	34	51.5
ALEXANDER,M	9-5	25	298	11.9	1	46	33.1
MALONEY,A	11-7	20	378	18.9	1	45	34.4
PALMER,S	11-3	15	159	10.6	0	35	14.5
MAXWELL,N	11-6	10	86	8.6	0	23	7.8
JONES,A	11-8	9	119	13.2	2	61	10.8
PRICE,D	10-2	9	47	5.2	0	14	4.7
WILLIAMS,K	10-3	2	19	9.5	0	15	1.9
GASKIN,C	4-0	2	17	8.5	0	18	4.2
O'MEARA,D	11-4	1	12	12.0	0	12	1.1
SCOTT,D	6-1	1	0	0.0	0	0	0.0
LYNUM,C	2-0	1	-1	-1.0	0	0	-0.5
Total	11	180	2289	12.7	12	61	208.1
Opponents	11	173	2051	11.9	11	86	186.5

Punt Returns	no.	yds	avg	td	lg
ALEXANDER,M	10	187	18.7	1	90
GAITER,T	2	53	26.5	0	34
PROPHETE,D	0	10	0.0	1	10
Total	12	250	20.8	2	90
Opponents	8	-14	-1.8	0	15

Interceptions	no.	yds	avg	td	lg
LEWIS,S	3	21	7.0	0	12
DAMES,RISHARD	3	90	30.0	1	80
REYNOLDS,D	1	0	0.0	0	0
CUSHION,O	1	0	0.0	0	0
THOMAS-OLIVER,S	1	23	23.0	0	23
HALL,D	1	0	0.0	0	0
GATES,J	1	16	16.0	0	16
Total	11	150	13.6	1	80
Opponents	3	29	9.7	0	18

Kick Returns	no.	yds	avg	td	lg
MALONEY,A	13	269	20.7	0	30
MAXWELL,N	5	82	16.4	0	24
PRICE,D	4	47	11.8	0	19
GAITER,T	2	22	11.0	0	13
PETERSON,S	1	0	0.0	0	0
ALEXANDER,M	1	18	18.0	0	17
TOWNSEND,D	1	2	2.0	0	2
Total	27	440	16.3	0	30
Opponents	24	497	20.7	1	45

Fumble Returns	no.	yds	avg	td	lg
Total	0	0	0.0	0	0
Opponents	1	22	22.0	0	22

2019 SCORING STATS



Scoring	td	fg	PAT				dxp	saf	pts
			kick	rush	rcv	pass			
BORREGALES,J	-	15-22	32-34	-	-	-	-	-	77
JONES,A	10	-	-	-	-	-	-	-	60
MAXWELL,N	7	-	-	-	-	-	-	-	42
THORNTON,S	5	-	-	-	-	-	-	-	30
GAITER,T	3	-	-	-	-	1-1	-	-	18
WIGGINS,K	3	-	-	-	-	-	-	-	18
ALEXANDER,M	2	-	-	-	-	-	-	-	12
MORGAN,J	2	-	-	-	-	-	-	-	12
DAMES,RISHARD	1	-	-	-	-	-	-	-	6
PROPHETE,D	1	-	-	-	-	-	-	-	6
MALONEY,A	1	-	-	-	-	-	-	-	6
TEAM	-	-	-	-	-	-	1	-	2
PALMER,S	-	-	-	-	1	-	-	-	2
Total	35	15-22	32-34	-	1	1-1	-	1	291
Opponents	35	16-18	30-33	0-1	1	1-1	-	-	290

Total Offense	g	plays	rush	pass	total	±
MORGAN,J	10	310	-23	2100	2077	2
JONES,A	11	152	751	-1	750	
MAXWELL,N	11	110	658	0	658	
WIGGINS,K	9	72	296	168	464	
PRICE,D	10	48	248	0	248	
ALEXANDER,M	9	11	42	22	64	
JOSEPH,L	5	11	44	0	44	
PETERSON,S	10	8	32	0	32	
JEFFERSON,N	1	1	15	0	15	
JEAN, A	8	1	2	0	2	
TOWNSEND,D	10	1	1	0	1	
TURNER,J	9	1	-5	0	-5	
HEATHERLY,T	11	1	-20	0	-20	
TEAM	7	10	-25	0	-25	
Total	11	738	2016	2289	4305	3
Opponents	11	729	2273	2051	4324	3

Field Goals	fg	pct.	01-19	20-29	30-39	40-49	50-99	lg	blk
BORREGALES,J	15-22	68.2	0-0	5-5	5-10	3-4	2-3	53	0

FG Sequence	FIU	Opponents
Tulane	-	-
WKU	39	(19),(44)
UNH	31,32,(20)	(41),40
Louisiana Tech	(36),37	(25),(45),(41),(25),(29)
UMASS	(22),(29),(45)	-
CLT	-	(31)
UTEP	(32),(34),(46)	(23)
Middle Tennessee	47,(33)	(30)
Old Dominion	(21),(31),(42),50,32	34,(22)
FAU	-	(33),(27),(25)
Miami (Fla.)	(29),(50),(53)	(22)

Punting	no.	yds	avg	lg	tb	fc	i20	50
HEATHERLY,T	44	1906	43.3	68	3	15	13	1
LEO,T	2	93	46.5	56	0	2	1	
TEAM	1	0	0.0	0	0	0	0	
Total	47	1999	42.5	68	3	17	14	1
Opponents	51	2201	43.2	61	7	8	19	1

Kickoffs	no.	yds	avg	tb	ob	retn	net
BORREGALES,J	44	2687	61.1	25	0		
THIELE,E	17	954	56.1	9	0		
Total	61	3641	59.7	34	0	20.7	37.6
Opponents	58	3326	57.3	16	4	16.3	42.9

Numbers in (parentheses) indicate field goal was made.

2019 DEFENSIVE STATS



##	Defensive Leaders	gp-gs	Tackles				tfl/yds	Sacks no-yds	Pass defense			Fumbles		blkd	
			ua	a	tot				int-yds	brup	qbh	rcv-yds	ff	kick	saf
59	GATES,J	11-11	35	38	73	2.5-7	0.5-3	1-16	4	1	.	1	.	.	
3	LEWIS,S	11-10	38	24	62	3.0-14	1.0-10	3-21	2	4	1-0	1	.	.	
1	CUSHION,O	12-9	35	16	51	1.0-6	.	1-0	4	1	1-0	1	.	.	
35	DAMES,RISHARD	11-8	35	13	48	3.5-9	.	3-90	4	1	
38	DAMES,RICHARD	11-11	37	9	46	4.0-11	1.0-3	.	4	2	
21	THOMAS-OLIVER,S	11-11	33	9	42	3.0-9	1.0-7	1-23	7	.	.	1	.	.	
36	HALL,D	11-2	25	15	40	0.5-1	.	1-0	5	2	
4	BROWN,I	10-10	26	13	39	2.5-5	.	.	5	
94	OLIVER,K	11-11	9	19	28	3.5-22	1.5-20	.	.	3	
95	TARVER,A	11-9	14	11	25	
40	JACKSON,D	11-3	12	11	23	.	.	.	1	.	.	.	1	.	
90	CURTIS,N	11-9	12	11	23	1.0-9	1.0-9	.	1	3	1-0	.	.	.	
93	TART,T	10-7	12	11	23	8.5-26	1.5-9	.	.	5	.	1	.	.	
6	JEAN, A	8-0	10	8	18	7.5-48	4.0-29	.	.	2	.	1	.	.	
48	POWELL,J	11-0	10	7	17	1.0-6	.	.	1	
53	JONES,T	10-1	7	9	16	.	.	.	1	
7	TURNER,J	9-0	11	5	16	2.5-4	.	.	2	
92	MERCIER,J	8-0	3	10	13	1.0-4	0.5-4	.	.	2	
47	WHITTAKER,C	9-2	10	2	12	4.0-17	2.0-11	.	.	3	1-0	.	.	.	
97	MOORE,D	11-0	5	6	11	2	
45	JACQUES-LOUIS,R	10-0	4	5	9	0.5-2	
96	REYNOLDS,D	8-0	3	4	7	.	.	1-0	.	1	
98	WOODS,J	11-2	4	3	7	0.5-1	
34	IRVING,C	10-0	3	1	4	
75	COLSON,R	11-4	1	3	4	1.0-1	.	.	.	1	
51	PROPHETE,D	9-0	2	2	4	
91	BURNS,K	4-0	1	2	3	
24	PRICE,D	10-2	2	1	3	
27	MCCRAY,B	9-0	1	2	3	
43	WHITE,N	3-0	2	.	2	
26	ANDERSON,J	5-0	2	.	2	
2D	DILLARD,M	5-0	1	1	2	
84	O'MEARA,D	11-4	2	.	2	
9H	HALLMAN,A	11-0	.	1	1	
28	WALKER,J	7-0	.	1	1	0.5-4	
22	BAUTISTA,A	5-0	1	.	1	
42	UNDERWOOD,J	2-0	.	1	1	0.5-0	
5	TOWNSEND,D	10-0	.	1	1	
99	STRICKLAND,D	4-0	.	1	1	
8	JOSEPH,L	5-0	.	1	1	
13	THIELE,E	3-0	.	1	1	
1A	ALEXANDER,M	9-5	1	.	1	
30	BORREGALES,J	11-0	1	.	1	
15	MALONEY,A	11-7	.	1	1	
12	MORGAN,J	10-10	1	.	1	
2	JONES,A	11-8	.	1	1	
58	TAYLOR,D	11-11	1	
39	HEATHERLY,T	11-0	1-0	.	.	.	
TM	TEAM	7-0	1	
Total		11	411	280	691	52-206	15-111	11-150	41	34	5-0	6	1	1	
Opponents		11	404	325	729	59-188	13-76	3-29	35	30	9-22	11	1	.	

All Purpose	g	rush	rcv	pr	kr	ir	total	avg/g
JONES,A	11	751	119	0	0	0	870	79.1
MAXWELL,N	11	658	86	0	82	0	826	75.1
MALONEY,A	11	0	378	0	269	0	647	58.8
GAITER,T	11	0	567	53	22	0	642	58.4
THORNTON,S	11	0	588	0	0	0	588	53.5
ALEXANDER,M	9	42	298	187	18	0	545	60.6
PRICE,D	10	248	47	0	47	0	342	34.2
WIGGINS,K	9	296	0	0	0	0	296	32.9
PALMER,S	11	0	159	0	0	0	159	14.5
DAMES,RISHA	11	0	0	0	0	90	90	8.2
JOSEPH,L	5	44	0	0	0	0	44	8.8
PETERSON,S	10	32	0	0	0	0	32	3.2
THOMAS-OLIVE	11	0	0	0	0	23	23	2.1
LEWIS,S	11	0	0	0	0	21	21	1.9
WILLIAMS,K	10	0	19	0	0	0	19	1.9
GASKIN,C	4	0	17	0	0	0	17	4.2
GATES,J	11	0	0	0	0	16	16	1.5
JEFFERSON,N	1	15	0	0	0	0	15	15.0
O'MEARA,D	11	0	12	0	0	0	12	1.1
PROPHETE,D	9	0	0	10	0	0	10	1.1
TOWNSEND,D	10	1	0	0	2	0	3	0.3
JEAN, A	8	2	0	0	0	0	2	0.2
LYNUM,C	2	0	-1	0	0	0	-1	-0.5
TURNER,J	9	-5	0	0	0	0	-5	-0.6
HEATHERLY,T	11	-20	0	0	0	0	-20	-1.8
MORGAN,J	10	-23	0	0	0	0	-23	-2.3
TEAM	7	-25	0	0	0	0	-25	-3.6
Total	11	2016	2289	250	440	150	5145	467.7
Opponents	11	2273	2051	-14	497	29	4836	439.6

2019 FIU GAME HIGHS



Rushes	21	JONES,A at Middle Tennessee (Oct 26, 2019)
Yards Rushing	187	WIGGINS,K vs UNH (Sep 14, 2019)
TD Rushes	3	JONES,A vs CLT (Oct 12, 2019)
Long Rush	75	MAXWELL,N at FAU (Nov 09, 2019)
Pass attempts	41	MORGAN,J at Louisiana Tech (Sep 20, 2019)
Pass completions	29	MORGAN,J at Louisiana Tech (Sep 20, 2019)
Yards Passing	414	MORGAN,J at Louisiana Tech (Sep 20, 2019)
TD Passes	2	MORGAN,J at Louisiana Tech (Sep 20, 2019)
	2	MORGAN,J vs UMASS (Oct 05, 2019)
	2	MORGAN,J vs CLT (Oct 12, 2019)
	2	MORGAN,J at Middle Tennessee (Oct 26, 2019)
	2	MORGAN,J vs Miami (Fla.) (Nov.23, 2019)
Long Pass	61	MORGAN,J vs UTEP (Oct 19, 2019)
Receptions	7	THORNTON,S at Louisiana Tech (Sep 20, 2019)
	7	GAITER,T at Louisiana Tech (Sep 20, 2019)
	7	GAITER,T vs UMASS (Oct 05, 2019)
	7	GAITER,T at FAU (Nov 09, 2019)
Yards Receiving	125	THORNTON,S vs Old Dominion (Nov 02, 2019)
TD Receptions	1	THORNTON,S at Tulane (Aug 29, 2019)
	1	JONES,A at Louisiana Tech (Sep 20, 2019)
	1	THORNTON,S at Louisiana Tech (Sep 20, 2019)
	1	MALONEY,A vs UMASS (Oct 05, 2019)
	1	GAITER,T vs UMASS (Oct 05, 2019)
	1	JONES,A vs CLT (Oct 12, 2019)
	1	THORNTON,S vs CLT (Oct 12, 2019)
	1	THORNTON,S vs UTEP (Oct 19, 2019)
	1	GAITER,T at Middle Tennessee (Oct 26, 2019)
	1	ALEXANDER,M at Middle Tennessee (Oct 26, 2019)
	1	GAITER,T vs Miami (Fla.) (Nov.23, 2019)

1 | GATES,J vs Miami (Fla.) (Nov.23, 2019)

Rushes	55	vs UMASS (Oct 05, 2019)
Yards Rushing	350	vs CLT (Oct 12, 2019)
Yards Per Rush	6.9	at Louisiana Tech (Sep 20, 2019)
TD Rushes	5	vs CLT (Oct 12, 2019)
Pass attempts	41	at Louisiana Tech (Sep 20, 2019)
Pass completions	29	at Louisiana Tech (Sep 20, 2019)
Yards Passing	414	at Louisiana Tech (Sep 20, 2019)
Yards Per Pass	10.1	at Louisiana Tech (Sep 20, 2019)
TD Passes	2	at Louisiana Tech (Sep 20, 2019)
	2	vs UMASS (Oct 05, 2019)
	2	vs CLT (Oct 12, 2019)
	2	at Middle Tennessee (Oct 26, 2019)
	2	vs Miami (Fla.) (Nov.23, 2019)
Total Plays	88	vs UMASS (Oct 05, 2019)
Total Offense	594	at Louisiana Tech (Sep 20, 2019)
Yards Per Play	8.9	at Louisiana Tech (Sep 20, 2019)
Points	48	vs CLT (Oct 12, 2019)
Sacks By	3	vs UTEP (Oct 19, 2019)
	3	vs Old Dominion (Nov 02, 2019)
First Downs	30	at Louisiana Tech (Sep 20, 2019)
Penalties	14	vs Miami (Fla.) (Nov.23, 2019)
Penalty Yards	144	vs Miami (Fla.) (Nov.23, 2019)
Turnovers	4	at Middle Tennessee (Oct 26, 2019)
Interceptions By	3	vs Miami (Fla.) (Nov.23, 2019)
Punts	7	vs WKU (Sep 07, 2019)
Punting Avg	53.0	vs CLT (Oct 12, 2019)
Long Punt	68	at FAU (Nov 09, 2019)
Punts inside 20	2	vs WKU (Sep 07, 2019)
	2	vs UNH (Sep 14, 2019)

2019 OPP. GAME HIGHS



Rushes	27	WALKER, G., vs WKU (Sep 07, 2019)
Yards Rushing	159	O'HARA, Asher, at Middle Tennessee (Oct 26, 2019)
TD Rushes	3	HENDERSON, J., at Louisiana Tech (Sep 20, 2019)
	3	WEST, Terelle, at Middle Tennessee (Oct 26, 2019)
	3	DAVIDSON, Ma., at FAU (Nov 09, 2019)
Long Rush	92	MCDONALD, Jayy, at Middle Tennessee (Oct 26, 2019)
Pass attempts	41	SMITH, J'Mar, at Louisiana Tech (Sep 20, 2019)
Pass completions	27	SMITH, J'Mar, at Louisiana Tech (Sep 20, 2019)
Yards Passing	297	ROBISON, Chris, at FAU (Nov 09, 2019)
TD Passes	2	McMILLAN, J., at Tulane (Aug 29, 2019)
	2	Brosmer,Max, vs UNH (Sep 14, 2019)
	2	Williams, J., vs Miami (Fla.) (Nov.23, 2019)
Long Pass	86	Brosmer,Max, vs UNH (Sep 14, 2019)
Receptions	8	ANTOINE, Da., at FAU (Nov 09, 2019)
Yards Receiving	124	ANTOINE, Da., at FAU (Nov 09, 2019)
TD Receptions	1	JAMES, T., at Tulane (Aug 29, 2019)
	1	MOONEY, Darnell, at Tulane (Aug 29, 2019)
	1	PEARSON, J., vs WKU (Sep 07, 2019)
	1	Laube,Dylan, vs UNH (Sep 14, 2019)
	1	Espanet,Brian, vs UNH (Sep 14, 2019)
	1	LEMAY, Benny, vs CLT (Oct 12, 2019)
	1	COWING, Jacob, vs UTEP (Oct 19, 2019)
	1	MARSHALL, Jimmy, at Middle Tennessee (Oct 26, 2019)
	1	BRYANT, Harriso, at FAU (Nov 09, 2019)
	1	Pope, M., vs Miami (Fla.) (Nov.23, 2019)
	1	Wiggins, D., vs Miami (Fla.) (Nov.23, 2019)
Long Reception	86	Laube,Dylan, vs UNH (Sep 14, 2019)
Field Goals	5	HALE, Bailey, at Louisiana Tech (Sep 20, 2019)
Long Field Goal	45	HALE, Bailey, at Louisiana Tech (Sep 20, 2019)
Punts	9	GEORGOPOULOS, G, vs UMASS (Oct 05, 2019)
Punting Avg	52.0	Hedley, L., vs Miami (Fla.) (Nov.23, 2019)
Long Punt	61	CRAWFORD, M., vs UTEP (Oct 19, 2019)
	61	Hedley, L., vs Miami (Fla.) (Nov.23, 2019)
Punts inside 20	4	Sanborn,Drew, vs UNH (Sep 14, 2019)
	4	CATE, Bailey, vs Old Dominion (Nov 02, 2019)
Long Punt Return	15	RODGERS, Isaiah, vs UMASS (Oct 05, 2019)
Long Kickoff Return	45	RODGERS, Isaiah, vs UMASS (Oct 05, 2019)
Tackles	13	BAILEY, K., vs WKU (Sep 07, 2019)
Sacks	1.0	LANGHAM, W., at Tulane (Aug 29, 2019)
	1.0	JOHNSON, P., at Tulane (Aug 29, 2019)
	1.0	JONES, J., vs WKU (Sep 07, 2019)
	1.0	BARNETT, E., at Louisiana Tech (Sep 20, 2019)

FIU vs Tulane (Aug 29, 2019 at New Orleans, La.)

Score by Quarters	1	2	3	4	Total
FIU	0	7	7	0	14
Tulane	7	21	14	0	42

Qtr Time Scoring play

1st	05:34	TLN - JAMES, T. 18 yd pass from McMILLAN, J. (GLOVER, M. kick), 7-70 3:25
2nd	14:54	TLN - JONES, A. 7 yd run (GLOVER, M. kick), 8-59 3:03
	10:05	TLN - DAUPHINE, C. 14 yd run (GLOVER, M. kick), 7-80 2:58
	03:50	FIU - JONES, A 1 yd run (BORREGALES, J kick), 13-75 6:15
	00:28	TLN - McMILLAN, J. 17 yd run (GLOVER, M. kick), 3-25 0:43
3rd	10:04	TLN - MOONEY, Darnell 42 yd pass from McMILLAN, J. (GLOVER, M. kick), 6-70 2:38
	07:57	TLN - DAUPHINE, C. 50 yd run (GLOVER, M. kick), 1-50 0:12
	04:44	FIU - THORNTON, S 17 yd pass from MORGAN, J (BORREGALES, J kick), 7-75 3:13

	FIU	TLN
FIRST DOWNS	16	28
RUSHES-YARDS (NET)	26-59	49-350
PASSING YDS (NET)	208	195
Passes Att-Comp-Int	34-19-1	19-15-0
TOTAL OFFENSE PLAYS-YARDS	60-267	68-545
Fumble Returns-Yards	0-0	0-0
Punt Returns-Yards	0-0	0-0
Kickoff Returns-Yards	2-25	1-29
Interception Returns-Yards	0-0	1-0
Punts (Number-Avg)	6-39.7	4-45.0
Fumbles-Lost	1-1	1-1
Penalties-Yards	4-35	12-103
Possession Time	26:18	33:42
Third-Down Conversions	5 of 12	7 of 12
Fourth-Down Conversions	0 of 1	0 of 0
Red-Zone Scores-Chances	2-3	4-4
Sacks By: Number-Yards	1-17	3-18

RUSHING: FIU-JONES, A 14-48; MAXWELL, N 6-17; ALEXANDER, M 1-0; MORGAN, J 5-minus 6. Tulane-BRADWELL, D 13-90; DAUPHINE, C. 3-76; McMILLAN, J. 9-51; HUDERSON, S. 7-47; CARROLL, C. 8-44; BOOKER, Y. 1-19; SPEARS, T. 2-12; JONES, A. 2-10; HOWARD, K. 3-5; TEAM 1-minus 4.

PASSING: FIU-MORGAN, J 19-34-1-208. Tulane-McMILLAN, J. 14-18-0-199; HOWARD, K. 1-1-0-minus 4.

RECEIVING: FIU-ALEXANDER, M 5-30; THORNTON, S 4-40; GAITER, T 3-35; PALMER, S 2-49; MALONEY, A 2-45; MAXWELL, N 1-7; JONES, A 1-3; GASKIN, C 1-minus 1. Tulane-MOONEY, Darnell 4-84; JAMES, T. 4-60; JONES, A. 3-38; TOLES, J. 1-11; MCCLESKEY, J. 1-5; BRADWELL, D. 1-1; ROBERTSON, J. 1-minus 4.

INTERCEPTIONS: FIU-None. Tulane-KEYES, T. 1-0.

FUMBLES: FIU-MORGAN, J 1-1. Tulane-BRADWELL, D. 1-1.

FIU (0-1) vs. Tulane (1-0)

Date: Aug 29, 2019 • Site: New Orleans, La. • Stadium: Yulman Stadium

Attendance: 16361

Kickoff time: 7 p.m. • End of Game: 10:07 pm • Total elapsed time: 3:07

Officials: Referee: Jonathan Noll; Umpire: John Mitchell; Linesman: Gary Calip;

Line judge: Maia Chaka; Back judge: Tom Healey; Field judge: Victor Sanchez;

Side judge: Maurice Pierre; Center judge: Jeffrey Guadagn;

Temperature: 89 • Wind: E 5 MPH • Weather: Clear, Fair

WKU vs FIU (Sep 07, 2019 at Miami, Fla.)

Score by Quarters	1	2	3	4	Total
WKU	7	7	3	3	20
FIU	7	0	7	0	14

Qtr Time Scoring play

1st	08:53	WKU - PEARSON, J. 8 yd pass from DUNCAN, S. (MUNSON, C. kick), 4-78 2:02
	06:06	FIU - DAMES,RISHARD 80 yd interception return (BORREGALES,J kick)
2nd	03:53	WKU - WALKER, G. 2 yd run (MUNSON, C. kick), 9-59 3:28
3rd	08:39	WKU - MUNSON, C. 19 yd field goal, 12-79 5:07
	06:03	FIU - MAXWELL,N 15 yd run (BORREGALES,J kick), 7-75 2:36
4th	12:26	WKU - MUNSON, C. 44 yd field goal, 7-14 3:18

	WKU	FIU
FIRST DOWNS	17	14
RUSHES-YARDS (NET)	35-98	46-151
PASSING YDS (NET)	241	66
Passes Att-Comp-Int	33-19-2	18-5-0
TOTAL OFFENSE PLAYS-YARDS	68-339	64-217
Fumble Returns-Yards	0-0	0-0
Punt Returns-Yards	3--6	3-29
Kickoff Returns-Yards	0-0	1-12
Interception Returns-Yards	0-0	2-80
Punts (Number-Avg)	6-44.2	7-45.1
Fumbles-Lost	2-0	3-0
Penalties-Yards	7-60	4-47
Possession Time	33:09	26:51
Third-Down Conversions	5 of 13	2 of 15
Fourth-Down Conversions	0 of 0	3 of 5
Red-Zone Scores-Chances	3-3	1-2
Sacks By: Number-Yards	1-8	0-0

RUSHING: WKU-WALKER, G. 27-100; LAFRANCE, G. 1-2; STOREY, T. 1-0; TEAM 2-minus 2; DUNCAN, S. 4-minus 2. FIU-MAXWELL,N 8-48; JONES,A 11-43; WIGGINS,K 15-25; PRICE,D 5-21; ALEXANDER,M 3-11; MORGAN,J 4-3

PASSING: WKU-DUNCAN, S. 19-33-2-241. FIU-MORGAN,J 3-11-0-25; WIGGINS,K 2-6-0-41; ALEXANDER,M 0-1-0-0.

RECEIVING: WKU-JACKSON, L. 6-93; FOURTENBARY, K. 5-74; PEARSON, J. 4-25; WALKER, G. 2-9; JERNIGHAN, Q. 1-26; SLOAN, J. 1-14. FIU-ALEXANDER,M 3-47; MALONEY,A 1-12; GAITER,T 1-7.

INTERCEPTIONS: WKU-None. FIU-DAMES,RISHARD 1-80; HALL,D 1-0.

FUMBLES: WKU-BUSH, C. 1-0; DUNCAN, S. 1-0. FIU-WIGGINS,K 2-0; MORGAN,J 1-0.

WKU (1-1) vs. FIU (0-2)

Date: Sep 07, 2019 • Site: Miami, Fla. • Stadium: Riccardo Silva
Attendance: 13311

Kickoff time: 7:05 • End of Game: 10:16 • Total elapsed time: 3:11
Officials: Referee: Joe Lehring; Umpire: Sheldon Davis; Linesman: Gerald Austin;
Line judge: Matthew Burks; Back judge: Ivan Daniels; Field judge: David Sherwood;
Side judge: Adrian Carson; Center judge: Karina Tovar;
Temperature: 88 • Wind: 11 mph • Weather: Mostly Cloudy

UNH vs FIU (Sep 14, 2019 at Miami, Fla.)

Score by Quarters	1	2	3	4	Total
UNH	10	0	7	0	17
FIU	7	6	7	10	30

Qtr Time Scoring play

1st	09:09	UNH - Hughes,Jason 41 yd field goal, 9-56 2:44
	06:36	FIU - MAXWELL,N 1 yd run (BORREGALES,J kick), 7-80 2:33
	00:38	UNH - Espanet,Brian 7 yd pass from Brosmer,Max (Hughes,Jason kick), 12-75 5:58
2nd	14:36	FIU - WIGGINS,K 2 yd run (BORREGALES,J kick failed), 3-72 1:02
3rd	10:20	UNH - Laube,Dylan 86 yd pass from Brosmer,Max (Hughes,Jason kick), 2-88 0:48
	06:57	FIU - WIGGINS,K 4 yd run (BORREGALES,J kick), 7-67 3:23
4th	08:36	FIU - PROPHETE,D 10 yd punt return (BORREGALES,J kick)
	01:44	FIU - BORREGALES,J 20 yd field goal, 10-43 5:16

	UNH	FIU
FIRST DOWNS	19	24
RUSHES-YARDS (NET)	28-146	52-310
PASSING YDS (NET)	224	127
Passes Att-Comp-Int	38-19-1	19-12-0
TOTAL OFFENSE PLAYS-YARDS	66-370	71-437
Fumble Returns-Yards	0-0	0-0
Punt Returns-Yards	1--3	2-47
Kickoff Returns-Yards	1-24	3-61
Interception Returns-Yards	0-0	1-4
Punts (Number-Avg)	6-42.3	4-50.0
Fumbles-Lost	0-0	0-0
Penalties-Yards	8-75	8-77
Possession Time	27:06	32:54
Third-Down Conversions	4 of 14	6 of 13
Fourth-Down Conversions	0 of 1	0 of 0
Red-Zone Scores-Chances	1-1	4-6
Sacks By: Number-Yards	0-0	1-7

RUSHING: UNH-Gray,Evan 5-71; Washington,C. 12-40; Laube,Dylan 8-36; Brosmer,Max 3-minus 1. FIU-WIGGINS,K 14-187; PRICE,D 7-57; JONES,A 17-52; MAXWELL,N 11-23; TEAM 3-minus 9.

PASSING: UNH-Brosmer,Max 19-38-1-224. FIU-WIGGINS,K 12-18-0-127; TEAM 0-1-0-0.

RECEIVING: UNH-Love,Malik 6-52; Laube,Dylan 3-87; Espanet,Brian 3-34; Washington,C. 3-11; Malone-Woods,J. 2-25; Briscoe,Charles 2-15. FIU-THORNTON,S 4-19; PALMER,S 3-37; MALONEY,A 2-37; GAITER,T 1-17; MAXWELL,N 1-10; ALEXANDER,M 1-7.

INTERCEPTIONS: UNH-None. FIU-LEWIS,S 1-4.

FUMBLES: UNH-None. FIU-None.

UNH (0-2) vs. FIU (1-2,0-1)

Date: Sep 14, 2019 • Site: Miami, Fla. • Stadium: Riccardo Silva
Attendance: 11756

Kickoff time: 7:05 • End of Game: 10:39 • Total elapsed time: 3:34
Officials: Referee: Kevin Randall; Umpire: Tony Barrial; Linesman: Graig Reed;
Line judge: Jonathan May; Back judge: Stephen Hrdlick; Field judge: Clarence Cotton;
Side judge: Antonio Smith; Center judge: Tobian Johnson;
Temperature: 82 • Wind: ENE 10 • Weather: Mostly Cloudy

FIU vs Louisiana Tech (Sep 20, 2019 at Ruston, La.)

Score by Quarters	1	2	3	4	Total
FIU	0	10	14	7	31
Louisiana Tech	0	13	14	16	43

Qtr Time Scoring play

2nd	14:56	LATECH - HALE, Bailey 25 yd field goal, 13-73 5:48
	12:24	FIU - BORREGALES,J 36 yd field goal, 7-51 2:32
	09:26	LATECH - HENDERSON, J. 29 yd run (HALE, Bailey kick), 6-71 2:58
	00:52	FIU - MORGAN,J 15 yd run (BORREGALES,J kick), 9-74 2:45
	00:00	LATECH - HALE, Bailey 45 yd field goal, 6-28 0:52
3rd	13:24	FIU - JONES,A 2 yd run (BORREGALES,J kick), 4-75 1:36
	08:50	LATECH - HENDERSON, J. 6 yd run (HALE, Bailey kick), 10-86 4:34
	06:57	FIU - THORNTON,S 31 yd pass from MORGAN,J (BORREGALES,J kick), 4-60 1:53
	04:16	LATECH - HENDERSON, J. 6 yd run (HALE, Bailey kick), 8-75 2:41
4th	13:17	LATECH - HALE, Bailey 41 yd field goal, 11-71 4:13
	05:09	LATECH - HALE, Bailey 25 yd field goal, 12-64 7:10
	02:17	LATECH - HALE, Bailey 29 yd field goal, 6-33 1:36
	00:51	FIU - JONES,A 1 yd pass from MORGAN,J (BORREGALES,J kick), 8-72 1:26
	00:46	LATECH - ROBERTSON, Amik 30 yd kickoff return (HALE, Bailey kick)

	FIU	LATECH
FIRST DOWNS	29	31
RUSHES-YARDS (NET)	26-132	43-275
PASSING YDS (NET)	394	290
Passes Att-Comp-Int	41-29-1	41-27-1
TOTAL OFFENSE PLAYS-YARDS	67-526	84-565
Fumble Returns-Yards	0-0	0-0
Punt Returns-Yards	0-0	0-0
Kickoff Returns-Yards	6-107	4-82
Interception Returns-Yards	1-0	1-18
Punts (Number-Avg)	3-50.3	2-37.5
Fumbles-Lost	1-1	1-0
Penalties-Yards	4-50	5-38
Possession Time	23:13	36:47
Third-Down Conversions	2 of 10	10 of 17
Fourth-Down Conversions	2 of 3	0 of 0
Red-Zone Scores-Chances	4-6	5-5
Sacks By: Number-Yards	1-3	3-11

RUSHING: FIU-MAXWELL,N 8-78; JONES,A 9-35; PRICE,D 3-9; MORGAN,J 4-7; WIGGINS,K 2-3. Louisiana Tech-HENDERSON, J. 15-141; DANCY, Jaqwis 17-73; SMITH, J'Mar 10-63; HARRIS, Smoke 1-minus 2.

PASSING: FIU-MORGAN,J 29-41-1-394; WIGGINS,K 0-0-0-0. Louisiana Tech-SMITH, J'Mar 27-41-1-290.

RECEIVING: FIU-THORNTON,S 7-97; GAITER,T 7-87; MALONEY,A 5-113; ALEXANDER,M 4-36; JONES,A 3-24; MAXWELL,N 2-19; GASKIN,C 1-18. Louisiana Tech-POWELL, Cee Jay 6-52; HEBERT, Griffin 5-78; HARDY, Adrian 5-49; DANCY, Jaqwis 4-23; STANLEY, Malik 3-54; HARRIS, Smoke 3-24; GRAHAM, Isaiah 1-10.

INTERCEPTIONS: FIU-REYNOLDS,D 1-0. Louisiana Tech-SAM, Michael 1-18.

FUMBLES: FIU-JONES,A 1-1. Louisiana Tech-HARDY, Adrian 1-0.

FIU (1-3,0-2) vs. Louisiana Tech (3-1,1-0)

Date: Sep 20, 2019 • Site: Ruston, La. • Stadium: Joe Aillet Stadium

Attendance: 18782

UMASS vs FIU (Oct 05, 2019 at Miami, Fla.)

Score by Quarters	1	2	3	4	Total
UMASS	0	0	0	0	0
FIU	17	17	10	0	44

Qtr Time Scoring play

1st	09:06	FIU - BORREGALES,J 22 yd field goal, 9-39 3:45
	03:57	FIU - JONES,A 6 yd run (BORREGALES,J kick), 8-69 3:21
	00:53	FIU - GAITER,T 30 yd pass from MORGAN,J (BORREGALES,J kick), 5-47 1:50
2nd	14:33	FIU - ALEXANDER,M 90 yd punt return (BORREGALES,J kick)
	07:07	FIU - BORREGALES,J 29 yd field goal, 13-68 6:00
	00:05	FIU - MALONEY,A 25 yd pass from MORGAN,J (BORREGALES,J kick), 10-80 1:50
3rd	04:36	FIU - MAXWELL,N 1 yd run (BORREGALES,J kick), 12-73 6:12
	01:03	FIU - BORREGALES,J 45 yd field goal, 6-57 1:43

	UMASS	FIU
FIRST DOWNS	5	26
RUSHES-YARDS (NET)	24-38	55-278
PASSING YDS (NET)	77	263
Passes Att-Comp-Int	24-7-2	33-19-0
TOTAL OFFENSE PLAYS-YARDS	48-115	88-541
Fumble Returns-Yards	0-0	0-0
Punt Returns-Yards	2--3	2-140
Kickoff Returns-Yards	4-115	0-0
Interception Returns-Yards	0-0	2-15
Punts (Number-Avg)	9-46.1	3-30.7
Fumbles-Lost	1-1	1-1
Penalties-Yards	6-100	2-15
Possession Time	19:14	38:21
Third-Down Conversions	1 of 13	10 of 19
Fourth-Down Conversions	0 of 1	2 of 2
Red-Zone Scores-Chances	0-0	4-5
Sacks By: Number-Yards	1-9	2-13

RUSHING: UMASS-ALLY, Bilal 9-24; CURTIS, Michael 6-15; ROBERSON, Cam 6-8; WEST, Randall 3-minus 9. FIU-JONES,A 20-115; MAXWELL,N 13-61; WIGGINS,K 1-47; PRICE,D 8-26; JOSEPH,L 5-22; PETERSON,S 4-11; ALEXANDER,M 2-4; TOWNSEND,D 1-1; MORGAN,J 1-minus 9.

PASSING: UMASS-CURTIS, Michael 5-19-2-66; WEST, Randall 2-5-0-11. FIU-MORGAN,J 19-31-0-263; WIGGINS,K 0-2-0-0.

RECEIVING: UMASS-JOHNSON, Je. 3-33; BRITT, Jessie 2-32; EMILUS, Samuel 1-7; HILL, Melvin 1-5. FIU-GAITER,T 7-103; PALMER,S 4-22; MALONEY,A 2-47; THORNTON,S 2-37; JONES,A 2-21; ALEXANDER,M 1-18 WILLIAMS,K 1-15.

INTERCEPTIONS: UMASS-None. FIU-DAMES,RISHARD 1-10; LEWIS,S 1-5.

FUMBLES: UMASS-CURTIS, Michael 1-1. FIU-THORNTON,S 1-1.

UMASS (1-5) vs. FIU (2-3,0-2)

Date: Oct 05, 2019 • Site: Miami, Fla. • Stadium: Riccardo Silva
Attendance: 12746

Kickoff time: 7:00 pm • End of Game: 10:03 pm • Total elapsed time: 3:03
Officials: Referee: Rodney Burnette; Umpire: Stephen Marshal; Linesman: Lea Bailey;
Line judge: Joshua Fath; Back judge: Raymond Tate; Field judge: Brandon Spencer;
Side judge: Joe Pester; Center judge: Nathan Jastram;

CLT vs FIU (Oct 12, 2019 at Miami, Fla.)

Score by Quarters	1	2	3	4	Total
CLT	10	7	6	0	23
FIU	7	21	13	7	48

Qtr Time Scoring play

1st	10:56	CLT - CRUZ, Jonathan 31 yd field goal, 8-61 4:04
	04:03	FIU - THORNTON,S 6 yd pass from MORGAN,J (BORREGALES,J kick), 6-33 2:03
	01:10	CLT - MCALLISTER, A. 8 yd run (CRUZ, Jonathan kick), 6-75 2:54
2nd	13:29	FIU - WIGGINS,K 4 yd run (BORREGALES,J kick), 8-72 2:41
	08:18	FIU - MAXWELL,N 13 yd run (BORREGALES,J kick), 7-50 2:16
	02:56	CLT - LEMAY, Benny 43 yd pass from REYNOLDS, Chris (CRUZ, Jonathan kick), 10-79 5:22
	00:25	FIU - JONES,A 5 yd pass from MORGAN,J (BORREGALES,J kick), 9-75 2:31
3rd	11:34	FIU - JONES,A 5 yd run (BORREGALES,J kick failed), 9-75 3:26
	05:21	CLT - LEMAY, Benny 12 yd run (CRUZ, Jonathan kick failed), 10-75 6:13
	03:07	FIU - JONES,A 41 yd run (BORREGALES,J kick), 6-75 2:14
4th	09:58	FIU - JONES,A 13 yd run (BORREGALES,J kick), 11-71 6:24

	CLT	FIU
FIRST DOWNS	17	26
RUSHES-YARDS (NET)	41-217	53-350
PASSING YDS (NET)	113	160
Passes Att-Comp-Int	13-7-0	16-13-0
TOTAL OFFENSE PLAYS-YARDS	54-330	69-510
Fumble Returns-Yards	0-0	0-0
Punt Returns-Yards	1--4	0-0
Kickoff Returns-Yards	3-47	0-0
Interception Returns-Yards	0-0	0-0
Punts (Number-Avg)	3-36.7	1-53.0
Fumbles-Lost	3-1	2-0
Penalties-Yards	5-30	4-40
Possession Time	30:32	29:28
Third-Down Conversions	3 of 10	9 of 11
Fourth-Down Conversions	2 of 2	1 of 1
Red-Zone Scores-Chances	3-3	6-7
Sacks By: Number-Yards	1-8	1-6

RUSHING: CLT-LEMAY, Benny 21-144; REYNOLDS, Chris 9-41; MCALLISTER, A. 7-28; FINGER, Ishod 1-4; KEAN, Brett 3-0. FIU-JONES,A 16-117; MAXWELL,N 15-114; PRICE,D 9-86; JOSEPH,L 3-20; PETERSON,S 3-14; WIGGINS,K 3-9; ALEXANDER,M 1-4; TEAM 1-minus 2; MORGAN,J 2-minus 12.

PASSING: CLT-REYNOLDS, Chris 6-10-0-114; KEAN, Brett 1-3-0-minus 1. FIU-MORGAN,J 13-16-0-160.

RECEIVING: CLT-LEMAY, Benny 4-90; MCALLISTER, A. 2-10; DOLLAR, Cameron 1-13. FIU-MALONEY,A 4-73; GAITER,T 2-35; THORNTON,S 2-20; PALMER,S 1-13; O'MEARA,D 1-12; JONES,A 1-5; MAXWELL,N 1-4; ALEXANDER,M 1-minus 2.

INTERCEPTIONS: CLT-None. FIU-None.

FUMBLES: CLT-REYNOLDS, Chris 1-1; LYON, Nafees 1-0; MCALLISTER, A. 1-0. FIU-ALEXANDER,M 1-0; MORGAN,J 1-0.

CLT (2-4,0-2) vs. FIU (3-3,1-2)

Date: Oct 12, 2019 • Site: Miami, Fla. • Stadium: Riccardo Silva
Attendance: 16834

Kickoff time: 7:05 pm • End of Game: 10:10 • Total elapsed time: 3:05
Officials: Referee: Billy Williams; Umpire: Gregory Adams; Linesman: Hugo Cruz;
Line judge: Jeremiah Harris; Back judge: Brett Toney; Field judge: Chris Scott;

UTEP vs FIU (Oct 19, 2019 at Miami, Fla.)

Score by Quarters	1	2	3	4	Total
UTEP	7	0	0	10	17
FIU	3	15	0	14	32

Qtr Time Scoring play

1st	12:24	FIU - BORREGALES,J 32 yd field goal, 5-24 1:16
	05:06	UTEP - HUGHES, Treyvon 1 yd run (BAECHLE, Gavin kick), 13-75 7:18
2nd	14:27	FIU - THORNTON,S 9 yd pass from MORGAN,J (BORREGALES,J kick), 11-70 5:39
	14:09	FIU - TEAM safety
	10:19	FIU - BORREGALES,J 34 yd field goal, 8-45 3:56
	04:48	FIU - BORREGALES,J 46 yd field goal, 6-21 1:55
4th	14:21	FIU - JONES,A 3 yd run (BORREGALES,J kick), 4-70 1:24
	06:57	UTEP - BAECHLE, Gavin 23 yd field goal, 14-69 7:24
	03:43	FIU - MAXWELL,N 10 yd run (BORREGALES,J kick), 6-86 3:14
	02:06	UTEP - COWING, Jacob 34 yd pass from LOCKSLEY, Kai (BAECHLE, Gavin kick), 7-75 1:37

	UTEP	FIU
FIRST DOWNS	17	15
RUSHES-YARDS (NET)	45-132	32-185
PASSING YDS (NET)	151	150
Passes Att-Comp-Int	21-12-1	17-9-0
TOTAL OFFENSE PLAYS-YARDS	66-283	49-335
Fumble Returns-Yards	0-0	0-0
Punt Returns-Yards	0-0	0-0
Kickoff Returns-Yards	2-41	4-91
Interception Returns-Yards	0-0	1-0
Punts (Number-Avg)	4-46.2	2-45.5
Fumbles-Lost	2-0	0-0
Penalties-Yards	10-106	4-39
Possession Time	37:08	22:52
Third-Down Conversions	6 of 15	6 of 11
Fourth-Down Conversions	3 of 3	0 of 0
Red-Zone Scores-Chances	2-2	5-5
Sacks By: Number-Yards	0-0	3-20

RUSHING: UTEP-LOCKSLEY, Kai 11-66; HUGHES, Treyvon 20-48; JOHNSON, Kavika 2-24; FLORES, R. 3-20; JONES, Brandon 6-6; WOLF, Tre'shon 1-1; TEAM 2-minus 33. FIU-JONES,A 15-102; MAXWELL,N 9-37; ALEXANDER,M 2-23; WIGGINS,K 2-13; MORGAN,J 1-7; PRICE,D 3-3.

PASSING: UTEP-LOCKSLEY, Kai 7-12-0-117; JONES, Brandon 5-9-1-34. FIU-MORGAN,J 9-17-0-150.

RECEIVING: UTEP-WOLF, Tre'shon 4-44; GARRETT, Justin 3-32; COWING, Jacob 2-47; BUSEY, Alan 2-11; JOHNSON, Kavika 1-17. FIU-THORNTON,S 4-50; JONES,A 1-61; MAXWELL,N 1-23; MALONEY,A 1-11; ALEXANDER,M 1-7; GAITER,T 1-minus 2.

INTERCEPTIONS: UTEP-None. FIU-DAMES,RISHARD 1-0.

FUMBLES: UTEP-TEAM 2-0. FIU-None.

UTEP (1-5,1-3) vs. FIU (4-3,1-2)

Date: Oct 19, 2019 • Site: Miami, Fla. • Stadium: Riccardo Silva
Attendance: 13951

Kickoff time: 7:00 pm • End of Game: 10:01 • Total elapsed time: 3:01
Officials: Referee: Jonathan Noli; Umpire: John Mitchell; Linesman: Gary Calip;
Line judge: Maia Chaka; Back judge: Tom Healey; Field judge: Victor Sanchez;
Side judge: Maurice Pierre; Center judge: Jeffrey Guadagn;
Temperature: 83 • Wind: S 12 • Weather: Mostly Cloudy

FIU vs Middle Tennessee (Oct 26, 2019 at Murfreesboro, TN)

Score by Quarters	1	2	3	4	Total
FIU	7	10	0	0	17
Middle Tennessee	14	0	23	13	50

Qtr Time Scoring play

1st	05:00	FIU - GAITER,T 18 yd pass from MORGAN,J (BORREGALES,J kick), 9-80 3:22
	01:50	MT - WEST, Terelle 1 yd run (HOLT, Crews kick), 7-82 3:02
	00:18	MT - MARSHALL, Jimmy 5 yd pass from O'HARA, Asher (HOLT, Crews kick), 3-23 1:25
2nd	07:28	FIU - ALEXANDER,M 23 yd pass from MORGAN,J (BORREGALES,J kick), 4-45 0:47
	00:06	FIU - BORREGALES,J 33 yd field goal, 8-79 1:16
3rd	12:07	MT - O'HARA, Asher 6 yd run (HOLT, Crews kick), 8-60 2:55
	10:30	MT - HOLT, Crews 30 yd field goal, 4-5 1:29
	06:26	MT - WEST, Terelle 2 yd run (HOLT, Crews kick), 5-79 2:28
	03:26	MT - O'HARA, Asher 2 yd run (HOLT, Crews kick failed), 3-5 1:16
4th	13:05	MT - WEST, Terelle 37 yd run (O'HARA, Asher rush failed), 8-59 4:15
	03:30	MT - MCDONALD, Jayy 92 yd run (HOLT, Crews kick), 1-92 0:14

	FIU	MT
FIRST DOWNS	16	19
RUSHES-YARDS (NET)	34-89	55-471
PASSING YDS (NET)	230	25
Passes Att-Comp-Int	33-17-0	12-6-0
TOTAL OFFENSE PLAYS-YARDS	67-319	67-496
Fumble Returns-Yards	0-0	0-0
Punt Returns-Yards	1-9	0-0
Kickoff Returns-Yards	5-57	3-35
Interception Returns-Yards	0-0	0-0
Punts (Number-Avg)	6-46.8	6-34.8
Fumbles-Lost	5-4	1-0
Penalties-Yards	7-50	7-51
Possession Time	27:17	32:38
Third-Down Conversions	5 of 16	7 of 14
Fourth-Down Conversions	1 of 2	0 of 0
Red-Zone Scores-Chances	2-3	6-6
Sacks By: Number-Yards	0-0	0-0

RUSHING: FIU-JONES,A 21-87; MORGAN,J 2-14; PETERSON,S 1-7; WIGGINS,K 4-6; PRICE,D 2-2; TEAM 1-0; MAXWELL,N 1-minus 2; TURNER,J 1-minus 5; HEATHERLY,T 1-minus 20. Middle Tennessee-O'HARA, Asher 22-159; MCDONALD, Jayy 9-138; WEST, Terelle 9-130; ANDERSON, Brad 10-30; DOBSON, Zack 3-18; JOHNSON, Tyrese 1-0; CUNNINGHAM, C. 1-minus 4.

PASSING: FIU-MORGAN,J 16-32-0-208; ALEXANDER,M 1-1-0-22. Middle Tennessee-O'HARA, Asher 6-12-0-25.

RECEIVING: FIU-ALEXANDER,M 5-87; THORNTON,S 5-67; GAITER,T 3-30; MALONEY,A 2-28; PRICE,D 2-18. Middle Tennessee-MARSHALL, Jimmy 2-11; ANDERSON, Brad 2-7; LEE, Ty 1-9; PIERCE, Jarrin 1-minus 2.

INTERCEPTIONS: FIU-None. Middle Tennessee-None.

FUMBLES: FIU-ALEXANDER,M 1-1; TEAM 1-1; MAXWELL,N 1-1; MORGAN,J 1-1; HEATHERLY,T 1-0. Middle Tennessee-O'HARA, Asher 1-0.

FIU (4-4,2-3) vs. Middle Tennessee (3-5,2-2)

Date: Oct 26, 2019 • Site: Murfreesboro, TN • Stadium: Floyd
Attendance: 9512

Kickoff time: 2:33 PM • End of Game: 6:03 • Total elapsed time: 3:30
Officials: Referee: Rodney Burnette; Umpire: Steve Marshall; Linesman: Lea Bailey;
Line judge: Josh Fath; Back judge: Raymond Tate; Field judge: Brandon Spencer;

Old Dominion vs FIU (Nov 02, 2019 at Miami, Fla.)

Score by Quarters	1	2	3	4	Total
Old Dominion	7	0	0	10	17
FIU	3	6	7	8	24

Qtr Time Scoring play

1st	09:04	ODU - WASHINGTON, R. 4 yd run (RICE, Nick kick), 1-4 0:07
	05:50	FIU - BORREGALES,J 21 yd field goal, 7-74 3:14
2nd	14:48	FIU - BORREGALES,J 31 yd field goal, 10-56 5:04
	12:19	FIU - BORREGALES,J 42 yd field goal, 4--2 1:35
3rd	06:54	FIU - MAXWELL,N 13 yd run (BORREGALES,J kick), 2-80 0:40
4th	10:24	ODU - RICE, Nick 22 yd field goal, 10-45 4:30
	06:17	FIU - MORGAN,J 1 yd run (PALMER,S pass from GAITER,T), 10-65 4:07
	02:54	ODU - DAVIS, Lala 10 yd run (RICE, Nick kick), 3-76 0:45

	ODU	FIU
FIRST DOWNS	13	20
RUSHES-YARDS (NET)	25-64	41-131
PASSING YDS (NET)	169	252
Passes Att-Comp-Int	36-19-1	33-20-0
TOTAL OFFENSE PLAYS-YARDS	61-233	74-383
Fumble Returns-Yards	1-22	0-0
Punt Returns-Yards	0-0	3-6
Kickoff Returns-Yards	2-48	2-42
Interception Returns-Yards	0-0	1-0
Punts (Number-Avg)	7-43.6	5-29.6
Fumbles-Lost	2-1	2-1
Penalties-Yards	6-59	6-64
Possession Time	27:13	32:47
Third-Down Conversions	4 of 15	4 of 15
Fourth-Down Conversions	0 of 1	0 of 0
Red-Zone Scores-Chances	3-4	5-6
Sacks By: Number-Yards	4-22	3-22

RUSHING: Old Dominion-DAVIS, Lala 6-58; GEIGER, Matt 4-12; WASHINGTON, R. 3-11; HENDRICK, C. 2-2; STRONG, Kesean 3-1; SMARTT, Stone 1-0; TEAM 1-minus 9; WOLFF, Hayden 5-minus 11. FIU-MAXWELL,N 16-83; PRICE,D 6-40; JONES,A 10-39; TEAM 3-minus 12; MORGAN,J 6-minus 19.

PASSING: Old Dominion-WOLFF, Hayden 19-35-1-169; SMARTT, Stone 0-1-0-0. FIU-MORGAN,J 20-33-0-252.

RECEIVING: Old Dominion-STRONG, Kesean 4-32; BROWN, Darrell 3-6; FITZGERALD, N. 2-50; MOORE, Aaron 2-20; WILLIAMS, S. 2-19; ANTHONY, Donta 2-16; SAVEDGE, Darius 1-13; HERSLOW, Jake 1-7; HENDRICK, C. 1-4; SPENCER, Isaiah 1-2. FIU-THORNTON,S 6-125; ALEXANDER,M 4-68; PRICE,D 4-18; PALMER,S 2-13; GAITER,T 2-12; MALONEY,A 1-12; WILLIAMS,K 1-4.

INTERCEPTIONS: Old Dominion-None. FIU-CUSHION,O 1-0.

FUMBLES: Old Dominion-WOLFF, Hayden 1-1; BARNETT, Tony 1-0. FIU-MILLER,M 1-0; MORGAN,J 1-1.

Old Dominion (1-8,0-5) vs. FIU (5-4,3-3)

Date: Nov 02, 2019 • Site: Miami, Fla. • Stadium: Riccardo Silva
Attendance: 14644

Kickoff time: 12:05 pm • End of Game: 3:20 • Total elapsed time: 3:15
Officials: Referee: Ken Antee; Umpire: Chad Craig; Linesman: Bryan Baker;
Line judge: Josiah Ford; Back judge: Larry C. Neal; Field judge: Christopher Coc;
Side judge: Felix Meyer; Center judge: Christopher Bur;
Temperature: 87 • Wind: 5 NE • Weather: Sunny

FIU vs FAU (Nov 09, 2019 at Boca Raton, Fla.)

Score by Quarters	1	2	3	4	Total
FIU	0	7	0	0	7
FAU	7	6	15	9	37

Qtr Time Scoring play

1st	08:43	FAU - DAVIDSON, Ma. 10 yd run (RIVAS, Vladimir kick), 12-80 4:54
2nd	13:46	FAU - RIVAS, Vladimir 33 yd field goal, 7-56 1:50
	13:34	FIU - MAXWELL,N 75 yd run (BORREGALES,J kick), 1-75 0:12
	06:10	FAU - RIVAS, Vladimir 27 yd field goal, 10-56 3:33
3rd	11:53	FAU - BRYANT, Harris 5 yd pass from ROBISON, Chris (BRYANT, Harris pass from ROBISON, Chris), 09:55
	09:55	FAU - DAVIDSON, Ma. 6 yd run (RIVAS, Vladimir kick), 3-16 0:31
4th	14:22	FAU - DAVIDSON, Ma. 23 yd run (RIVAS, Vladimir kick failed), 2-47 0:31
	09:01	FAU - RIVAS, Vladimir 25 yd field goal, 7-56 2:43

	FIU	FAU
FIRST DOWNS	17	30
RUSHES-YARDS (NET)	30-146	43-274
PASSING YDS (NET)	234	317
Passes Att-Comp-Int	40-21-1	37-23-0
TOTAL OFFENSE PLAYS-YARDS	70-380	80-591
Fumble Returns-Yards	0-0	0-0
Punt Returns-Yards	0-0	0-0
Kickoff Returns-Yards	3-21	0-0
Interception Returns-Yards	0-0	1-11
Punts (Number-Avg)	4-47.0	1-47.0
Fumbles-Lost	1-1	2-1
Penalties-Yards	6-53	5-45
Possession Time	29:45	30:15
Third-Down Conversions	2 of 14	6 of 12
Fourth-Down Conversions	2 of 8	1 of 2
Red-Zone Scores-Chances	0-2	6-8
Sacks By: Number-Yards	1-11	0-0

RUSHING: FIU-MAXWELL,N 16-116; JEFFERSON,N 1-15; WIGGINS,K 4-7; MORGAN,J 1-5; PRICE,D 5-4; JEAN,A 1-2; JONES,A 1-1; JOSEPH,L 1-minus 4. FAU-DAVIDSON, Ma. 17-144; CHARLES, James 6-46; MASON, Chauncey 6-45; FORKUOH, Eman. 1-16; WRIGHT, Willie 1-11; RAINE, John 1-9; TRONTI, Nick 5-8; ANTOINE, Da. 1-6; ROBISON, Chris 5-minus 11.

PASSING: FIU-MORGAN,J 20-37-0-235; JONES,A 1-2-0-minus 1; HALLMAN,A 0-1-1-0. FAU-ROBISON, Chris 21-35-0-297; TRONTI, Nick 2-2-0-20.

RECEIVING: FIU-GAITER,T 7-116; THORNTON,S 5-63; PALMER,S 3-25; MAXWELL,N 3-21; PRICE,D 2-10; LYNUM,C 1-minus 1. FAU-ANTOINE, Da. 8-124; BRYANT, Harris 4-57; WRIGHT, Willie 4-24; HARRISON, T 3-39; MASON, Chauncey 2-37; BRUNSON, James 1-24; MITCHELL, John 1-12.

INTERCEPTIONS: FIU-None. FAU-DOTSON, Meiko 1-11.

FUMBLES: FIU-GAITER,T 1-1. FAU-FORKUOH, Eman. 1-1; ROBISON, Chris 1-0.

FIU (5-5,3-4) vs. FAU (7-3,5-1)

Date: Nov 09, 2019 • Site: Boca Raton, Fla. • Stadium: FAU Stadium
Attendance: 17603

Kickoff time: 6:06 pm • End of Game: 9:15 • Total elapsed time: 3:09
Officials: Referee: Justin Elliott; Umpire: Dongray Johnson; Linesman: Jerr Harris;
Line judge: Joe Strahmer; Back judge: Michael Bailey; Field judge: Carlos Guzman;
Side judge: Tony Lombardo; Center judge: Eric Steen;
Temperature: 73 • Wind: NNE 7mph • Weather: Overcast & sprinkles
FAU Captains: 6 Tronti, 51 Diaz, 36 Lory

Miami (Fla.) vs FIU (Nov.23, 2019 at Miami, Florida)

Score by Quarters	1	2	3	4	Total
Miami (Fla.)	0	0	3	21	24
FIU	10	3	3	14	30

Qtr Time Scoring play

1st	10:08	FIU - BORREGALES,J 29 yd field goal, 4-6 2:06
	03:59	FIU - THORNTON,S 29 yd pass from MORGAN,J (BORREGALES,J kick), 11-80 4:11
2nd	00:02	FIU - BORREGALES,J 50 yd field goal, 9-49 3:07
3rd	09:02	FIU - BORREGALES,J 53 yd field goal, 4--8 2:15
	01:52	UM - Price, C. 22 yd field goal, 11-70 7:10
4th	11:04	FIU - GAITER,T 13 yd pass from MORGAN,J (BORREGALES,J kick), 6-89 3:06
	08:07	UM - Harris, C. 14 yd run (Price, C. kick), 9-69 2:57
	03:10	UM - Pope, M. 35 yd pass from Williams, J. (Price, C. kick), 7-75 1:29
	02:17	FIU - JONES,A 37 yd run (BORREGALES,J kick), 2-42 0:53
	00:31	UM - Wiggins, D. 3 yd pass from Williams, J. (Price, C. kick), 9-63 1:46

	UM	FIU
FIRST DOWNS	26	17
RUSHES-YARDS (NET)	31-164	29-137
PASSING YDS (NET)	249	160
Passes Att-Comp-Int	36-19-3	30-16-0
TOTAL OFFENSE PLAYS-YARDS	67-413	59-297
Fumble Returns-Yards	0-0	0-0
Punt Returns-Yards	1-2	1-19
Kickoff Returns-Yards	4-76	1-24
Interception Returns-Yards	0-0	3-51
Punts (Number-Avg)	3-52.0	6-40.2
Fumbles-Lost	2-0	1-0
Penalties-Yards	6-65	14-144
Possession Time	29:47	30:13
Third-Down Conversions	1 of 10	6 of 14
Fourth-Down Conversions	3 of 5	0 of 0
Red-Zone Scores-Chances	3-5	2-2
Sacks By: Number-Yards	0-0	2-12

RUSHING: Miami (Fla.)-Harris, C. 11-86; Dallas, D. 9-50; Burns, R. 4-31; Williams, J. 6-0; TEAM 1-minus 3. FIU-JONES,A 16-112; MAXWELL,N 7-35; JOSEPH,L 2-6; WIGGINS,K 1-minus 1; TEAM 1-minus 2; MORGAN,J 2-minus 13.

PASSING: Miami (Fla.)-Williams, J. 19-36-3-249. FIU-MORGAN,J 16-30-0-160.

RECEIVING: Miami (Fla.)-Mallory, W. 4-71; Osborn, K. 3-25; Wiggins, D. 3-9; Pope, M. 2-49; Harris, C. 2-29; Thomas, J. 2-22; Harley, M. 2-19; Irvin II, M. 1-25. FIU-GAITER,T 6-82; THORNTON,S 6-70; JONES,A 1-5; MAXWELL,N 1-2; PRICE,D 1-1; SCOTT,D 1-0.

INTERCEPTIONS: Miami (Fla.)-None. FIU-THOMAS-OLIVER,S 1-23; GATES,J 1-16; LEWIS,S 1-12.

FUMBLES: Miami (Fla.)-Williams, J. 1-0; TEAM 1-0. FIU-MORGAN,J 1-0.

Miami (Fla.) (6-4,4-3) vs. FIU (5-5,3-4)

Date: Nov.23, 2019 • Site: Miami, Florida • Stadium: Marlins Park

Attendance: 27339

Kickoff time: 7:10 pm • End of Game: 10:45 pm • Total elapsed time: -

Officials: Referee: Jeff Heaser; Umpire: Mike Morton; Linesman: George Geiss;

Line judge: Jim Slayton; Back judge: Jacques Hooper; Field judge: Alonzo Ramsey;

Side judge: Jerry Hocker; Center judge: Larry Saunders;

Temperature: 75 • Wind: SE 11 • Weather: Mostly Cloudy