



FIU PANTHERS

2019 FOOTBALL GAME NOTES

FIU (4-3, 2-2 C-USA) vs. Middle Tennessee (2-5, 1-2 C-USA)

OCT. 26, 2019 >> FLOYD STADIUM >> MURFREESBORO, TENNESSEE >> 3:30 PM ET >> NFL NETWORK

FIU	2019 STAT BREAKDOWN	MIDDLE TENNESSEE	RECORD & SCHEDULE																		
 FIUsports.com	<table border="1"> <tr> <td>30.4</td> <td>PTS/GM</td> <td>22.0</td> </tr> <tr> <td>23.1</td> <td>PTS ALLOWED/GM</td> <td>32.7</td> </tr> <tr> <td>209.3</td> <td>RUSH/GM</td> <td>138.1</td> </tr> <tr> <td>195.4</td> <td>PASS/GM</td> <td>255.6</td> </tr> <tr> <td>404.7</td> <td>OFF YDS/GM</td> <td>393.7</td> </tr> <tr> <td>363.9</td> <td>DEF YDS/GM</td> <td>497.0</td> </tr> </table>	30.4	PTS/GM	22.0	23.1	PTS ALLOWED/GM	32.7	209.3	RUSH/GM	138.1	195.4	PASS/GM	255.6	404.7	OFF YDS/GM	393.7	363.9	DEF YDS/GM	497.0	 GoBlueRaiders.com	OVERALL RECORD: 4-3 C-USA RECORD: 2-2 NON-CONFERENCE: 2-1 HOME: 4-1 AWAY: 0-2 NEUTRAL: 0-0
30.4	PTS/GM	22.0																			
23.1	PTS ALLOWED/GM	32.7																			
209.3	RUSH/GM	138.1																			
195.4	PASS/GM	255.6																			
404.7	OFF YDS/GM	393.7																			
363.9	DEF YDS/GM	497.0																			

FIU QUICK NOTES

Head Coach:Butch Davis
 2019 Record:4-3
 Record at FIU (Years):21-12 (3)
 Overall Record (Years):84-55 (13)

MIDDLE TENNESSEE QUICK NOTES

Head Coach:Rick Stockstill
 2019 Record:2-5
 Record at MT (Years):89-83 (14)
 Overall Record (Years):89-83 (14)

2019 SCHEDULE

Date	Opponent	TV/Online	Time/Result
8.29	at Tulane	ESPN3	L/14-42
9.7	WKU*	ESPN+	L/14-20
9.14	NEW HAMPSHIRE	ESPN+	W/30-17
9.20	at Louisiana Tech*	CBSSN	L/31-43
10.5	UMASS	ESPN3	W/44-0
10.12	CHARLOTTE*	ESPN+	W/48-23
10.19	UTEP*	ESPN+	W/32-17
10.26	at Middle Tennessee*	NFL Network	3:30 p.m.
11.2	OLD DOMINION*	ESPN+	12 p.m.
11.9	at Florida Atlantic*	Stadium	6 p.m.
11.17	MIAMI*	CBSSN	7 p.m.
11.24	at Marshall*	CBSSN	12 p.m.

>> HERE'S A THING OR TWO... OR THREE

WORTH NOTING

>> FIU looks to stay hot as the Panthers have won their last three games of the season.

>> FIU downed UTEP last weekend at home, 32-17, as the Panthers improved to 4-3 on the year.

FROM THE FIELD

>> Anthony Jones has rushed over the 100-yard mark in three-straight games, becoming just the second Panther in program history to ever do so.

>> FIU has scored at least 30 points in the last five games, which ranks as the seventh-longest active streak in the country.

INSIDE THE SERIES

>> FIU trails the all-time series 5-9 to Middle Tennessee, but the Panthers won last year's game in Miami, 24-21.

>> FIU will seek its first win streak in the series as the Panthers have never defeated the Blue Raiders in back-to-back years.

* Conference USA Game

^ Game to be played at Marlins Park

All Home Games 1-6 Played at Riccardo Silva Stadium

All Times Eastern and Subject to Change

>> BY THE NUMBERS

34 QB James Morgan has thrown 34 touchdown passes at FIU, tied with Paul McCall's total set in 2005-07. Morgan is just eight TD passes shy of tying FIU's career record of 42.

3 Anthony Jones has rushed for over 100 yards in three-straight games, which is the second-longest streak in school history.

8TH FIU ranks ninth in the country for turnovers allowed, as the Panthers have only given the ball away five times this season. FIU tops the league for the same stat.

THIS WEEK IN THE C-USA

Saturday, October 26

Southern Miss at Rice (ESPN+, 1:00 p.m.)

WKU at Marshall (Facebook, 2:30 p.m.)

FIU at Middle Tennessee (NFL Network, 3:30 p.m.)

North Texas at Charlotte (ESPN+, 3:30 p.m.)

Florida Atlantic at Old Dominion (ESPN+, 2:30 p.m.)

Louisiana Tech at UTEP (ESPN3, 8:00 p.m.)

EXPERIENCE THE ACTION

>> TV/STREAM



Saturday's game will be broadcast live on the NFL Network with Dave Ryan (xp), Ben Leber (analyst) and Ashley Stroehlein (sideline) calling the action.

>> RADIO



Saturday's game will be aired on **940 AM WINZ** with AJ Ricketts and Kenny Kelly on the call.

>> LIVE STATS



Visit FIUsports.com for up to date links on how to follow the contest via live stats online.

>> SOCIAL MEDIA



@FIUFootball | @FIU Athletics



@FIUFootball | @FIU Athletics



@FIUFootball | @FIU Athletics

REFER AS FIU PANTHERS

Florida International University has a long and storied history across its 18 Division I NCAA programs. We respectfully ask that you refer to our University's athletic programs as the **FIU Panthers**.

Please refrain from using any of the following variations:

Florida International Fla Int'l Golden Panthers

C-USA CONTACTS

C-USA Communication Staff

Asst. Commissioner (FB/BSB) - Russ Anderson
 Director of Communications - Tim McNamara
 Asst. Director of Communications - Cassie Logan
 Communications Assistant - Carley Raybon

C-USA Football SIDs

Charlotte - Tom Whitestone (tewhites@uncc.edu)
 FIU - Tyson Rodgers (tyson.rodgers@fiu.edu)
 Florida Atlantic - Katrina McCormack (kmcormi@fau.edu)
 LA Tech - Brock McKee (bmckee@latech.edu)
 Marshall - Jason Corriher (corriher@marshall.edu)
 Middle Tennessee - Mark Owens (owens@goblueraiders.com)
 North Texas - Jordan Stepp (jordan.stepp@unt.edu)
 Old Dominion - Eric Bohannon (ebohanna@odu.edu)
 Rice - Chuck Pool (cpool@rice.edu)
 Southern Miss - Jack Duggan (jack.duggan@usm.edu)
 Ted Feeley - UAB (tfeeley@uab.edu)
 UTEP - Anna Claire Thomas (acthomasl@utep.edu)
 UTSA - Kyle Stephens (kyle.stephens@utsa.edu)
 WKU - Bryan Fyalkowski (bryan.fyalkowski@wku.edu)



ONLINE

FIUSports.com is the official online home for all 18 sports of FIU's athletic programs. Rosters, schedules, statistics, game notes, game recaps and media guides are constantly updated online.

CREDITS

Editor: Tyson Rodgers
 Asst. Editors: Tyler Brain, Diana Padilla
 Design: Tyson Rodgers
 Other Contributions: Mike Guerrero
 Photography: Getty Images, Photo Reflex,
 Mickey Berlfein, Eric Espada, Nick Vega

LIVE STATS

Live statistics are available on FIUSports.com (<http://www.sidearmstats.com/FIU/football/media>). Stat monitors featuring StatBroadcast will be made available.

MEDIA CREDENTIALS

Credentials for FIU home football games are for working media only. Requests for media credentials should be made by contacting Tyson Rodgers (tyson.rodgers@fiu.edu) in the FIU Athletic Communications office. Requests from media covering visiting teams will be confirmed first with each opponent's sports information contact.

All credentials that cannot be mailed will be left at Media Will Call, which is located at Gate II (just north of the Field House).

Will call will open two (2) hours prior to kickoff. Members of the media picking up credentials at Will Call must provide photo identification and the name must match the name on the credential.

PHOTOGRAPHERS

Photo credentials are issued on a game-by-game basis. FIU will adhere to all NCAA guidelines regarding sideline photography that limit shooting to outside the restraining line enclosing the playing field and **OUTSIDE THE 25-YARD LINES.**

PARKING

Preferred parking at Riccardo Silva Stadium is extremely limited. Media requesting parking should contact the FIU Athletic Communications office well in advance.

Media parking is located in the CSC lot (enter through 117th, located west of the Riccardo Silva Stadium).

PHONE LINES

A limited number of phone lines are available in the press box for media. FIU provides Ethernet connection free of charge to the primary visiting radio outlet.

WIRELESS INTERNET

The Riccardo Silva Stadium press box offers free wireless Internet service to media members. Instructions will be provided in the press box on game day.

PRACTICE POLICIES

During the season practices are normally conducted at Tuesday-Thursday at the practice fields adjacent to the Ocean Bank Convocation Center. The first 15 minutes of practice and the last 15 minutes of practice are open to the media.

Photographers and videographers should contact the FIU Athletic Communications staff for days and times to shoot practice.

PANTHER TALK SHOW

Each Monday of the 2019 football season, head coach Butch Davis will sit down with A.J. Ricketts for Panther Talk. The interview will be streamed live on FIU Athletics' Facebook page.

POST PRACTICE INTERVIEWS

Head coach Butch Davis is available for on-field interviews at the end of practices, please contact Tyson Rodgers (tyson.rodgers@fiu.edu) if you plan to interview.

POST GAME INTERVIEWS

Head coach Butch Davis' post game press conferences will be held in the team meeting room for home games. A designated staff member will escort those when needed to the location.

For road games, Davis' post game press conferences will be held in the visiting interview room or outside the locker room.

PLAYERS/ASSISTANTS POST PRACTICE

All interview requests with players and assistant coaches should be made prior to practice for approval by Tyson Rodgers (tyson.rodgers@fiu.edu).

POST GAME INTERVIEWS

Player requests for post game interviews will be taken in the fourth quarter. For home games, players will be available following Coach Butch Davis' press conference in the team meeting room.

For road games, players will be available after Davis' press conference outside of the locker room.

The locker room is **OFF LIMITS** to the media for all games. FIU players **MAY NOT** be approached on the field.

QUICK FACTS

UNIVERSITY INFORMATION

Location:.....Miami, Florida
 Founded/Opened:.....1965/1972
 Enrollment:.....54,000
 Nickname:.....Panthers
 Mascot Name:.....Roary
 School Colors:.....Blue (PMS 282) & Gold (PMS 871)
 Conference:.....Conference USA
 School President:.....Dr. Mark B. Rosenberg
 Director of Sports & Entertainment:.....Pete Garcia
 Team Twitter:.....@FIUFootball
 Athletics Twitter:.....@FIUAthletics
 Website:.....FIUSports.com
 Conference Website:.....ConferenceUSA.com

FIU FOOTBALL HISTORY

First Year of Football:.....2002
 All-Time Record:.....63-131 (17 Years)
 # - All-Time On-Field Record:.....73-131 (17 Years)
 All-Time C-USA Record:.....22-26 (6 Years)
 All-Time Sun Belt Record:.....20-37 (8 years)
 All-Time Home Record:.....45-54 (17 Years)
 All-Time Road Record:.....26-74 (17 Years)
 Versus AP Top 25:.....0-8
 Bowl Appearances:.....4 (2010, 2011, 2017, 2018)
 Bowl Record:.....2-2
 Most Wins in Single-Season:.....9 (2018)
 NFL Draft Picks:.....10
 # - Wins in 2003 (2-10), 2004 (3-7) and 2005 (4-6, 3-4 SBC) were vacated.

STADIUM INFORMATION

Venue Name:.....Riccardo Silva Stadium (20,000)
 Surface:.....Field Turf
 First Year:.....2008
 First Game at Site:.....vs. UCF (Sept. 20, 2008)
 Largest Crowd:.....22,682 vs. Duke (Oct. 1, 2011)
 Ticket Office Phone:.....(305) FIU-GAME [348-4263]

THE PANTHERS IN 2019

2018 Record:.....9-4
 C-USA Record/Finish:.....6-2/2nd (East)
 Last Bowl Appearance:.....2018 Bahamas Bowl
 Basic Offense:.....Pro Set
 Basic Defense:.....Multiple 4-3
 Returning Letterwinners:.....52/21
 Starters Returning/Lost:.....17/9
 Offense:.....8/3
 Defense:.....6/5
 Special Teams:.....3/1



2019 SCHEDULE

Date	Opponent	Time (ET)	TV
Thursday, Aug. 29	at Tulane	8:00 p.m.	ESPN3
Saturday, Sept. 7	WKU*	7:00 p.m.	ESPN+
Saturday, Sept. 14	NEW HAMPSHIRE	7:00 p.m.	ESPN3
Friday, Sept. 20	at Louisiana Tech*	8:00 p.m.	CBS Sports Network
Saturday, Oct. 5	UMASS	7:00 p.m.	ESPN3
Saturday, Oct. 12	CHARLOTTE*	7:00 p.m.	ESPN+
Saturday, Oct. 19	UTEP*	7:00 p.m.	ESPN+
Saturday, Oct. 26	at Middle Tennessee*	3:30 p.m.	NFL Network
Saturday, Nov. 2	OLD DOMINION*	12:00 p.m.	ESPN+
Saturday, Nov. 9	at Florida Atlantic*	6:00 p.m.	Stadium
Saturday, Nov. 23	MIAMI (Fla.)^	7:00 p.m.	CBS Sports Network
Saturday, Nov. 30	at Marshall*	12:00 p.m.	CBS Sports Network
Saturday, Dec. 7	C-USA Championship	TBA	CBS Sports Network

Home games - **BOLD ALL CAPS**

* - C-USA games

^ - Game to be played Marlins Park



Dr. Mark B. Rosenberg
FIU President



Pete Garcia
FIU Director of
Sports & Entertainment



Butch Davis
FIU Head Football Coach



Tyson Rodgers
Football SID

Coaching Staff

Head Coach - Butch Davis (Arkansas, '74)
 Asst. Head Coach/DL - Allen Mogridge (North Carolina, '99)
 Co-Def. Coord./Linebackers - Jeff Copp (Boise State, '01)
 Co-Def. Coord./Defensive Backs - Jerod Kruse (Emporia State, '00)
 Off. Coord./Quarterbacks - Rich Skrosky (Ramapo College (NJ), '87)
 Asst. Coach/Tight Ends - Drew Davis (Ole Miss, '16)
 Asst. Coach/Running Backs - Tim Harris, Jr. (Miami (Fla.), '08)
 Asst. Coach/Wide Receivers - Aubrey Hill (Florida, '96)
 Asst. Coach/Defensive Line - Kenard Lang (Miami (Fla.), '97)
 Asst. Coach/Cornerbacks - Bryn Renner (North Carolina, '14)
 Asst. Coach/Special Teams - James Vollono (Catholic U of America, '03)
 Graduate Assistant/DL - Wisly Desire (Jacksonville, '13)
 Graduate Assistant/DB - Brandon Harris (Miami (Fla.), '17)
 Graduate Assistant/WR - Joseph Hawkins (Norfolk, '13)
 Graduate Assistant/OL - Nick Dyarzun (FIU, '17)
 Student Assistant/LB - Antonio Rodriguez

Support Staff

Head Athletic Trainer - Kevin O'Neill - (Pittsburgh)
 Football Video Coordinator - Zach Schabbel
 Director of Football Operations - Jed Keime (FIU)
 Operations & Recruiting Assistant/Social Media - Joe Hausman (FIU, '14)
 Recruiting Coordinator - Nick Stuhlmuller (FIU, '17)
 Director of Strength & Conditioning - Chad Smith (UT-Chattanooga, '06)
 Equipment Manager - Dan Stinson (Northern Illinois, '10)
 Assistant Equipment Manager - Ricky Waltermann
 Executive Assistant to the Head Coach - Tia Withers (Alabama, '18)

IMPORTANT DATES TO REMEMBER

July 17-18

C-USA Football Kickoff

Aug. 26

Classes Begin

Sept. 7

Home Opener vs. WKU
(7 p.m. on ESPN+)

July 30

Players Report

Aug. 29

Season Opener at Tulane
(8 p.m. on ESPN3)

NUMERICAL ROSTER

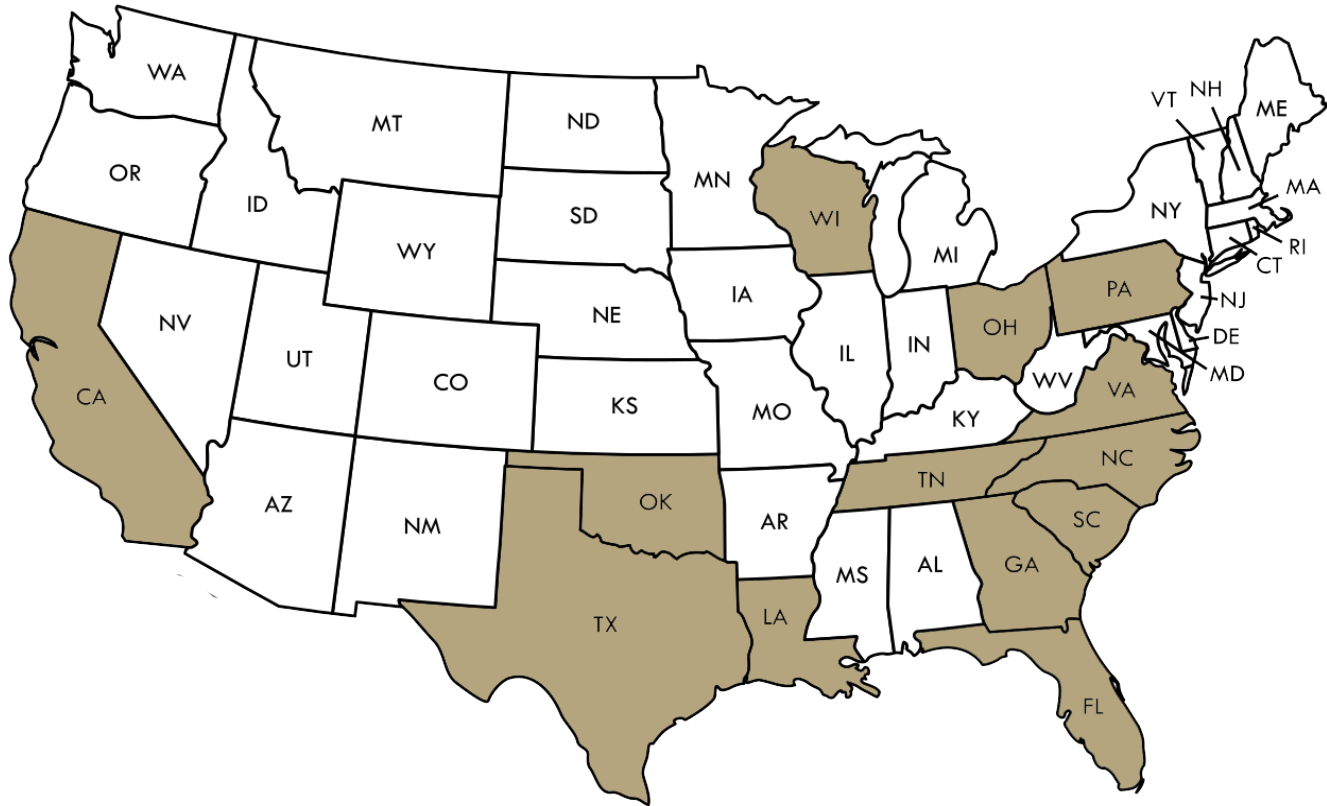


#	FULL NAME	PDS.	HT.	WT.	YR.	EXP.	HOMETOWN / HIGH SCHOOL / PREVIOUS SCHOOL
1	Maurice Alexander	WR	5-11	180	R-Sr.	3L	Florida City, Fla. / Booker T. Washington HS
2	Anthony Jones	RB	5-11	215	R-Sr.	3L	Miami, Fla. / Miami Central HS
3	Sage Lewis	LB	6-1	240	R-Sr.	3L	Opa-Locka, Fla. / Monsignor Pace HS
3	Stone Norton	QB	6-3	200	Fr.	HS	Nashville, Tenn. / Davidson Academy
4	Isaiah Brown	DB	6-1	185	Sr.	3L	Tampa, Fla. / Tampa Bay Tech
4	JJ Holloman	WR	6-2	200	Jr.	TR	Covington, Georgia / Newton HS / Georgia
5	Demarcus Townsend	RB	5-10	215	R-Fr.	RS	Naples, Fla. / Palmetto Ridge HS
6	Alexy Jean-Baptiste	DL	6-3	245	R-Jr.	TR	Pompano Beach, Fla. / Coconut Creek HS / Arkansas
6	Nate Jefferson	WR	5-11	170	Fr.	HS	Longwood, Fla. / Lyman HS
7	Josh Turner	DB	6-0	188	R-So.	TR	Delray Beach, Fla. / American Heritage / Iowa
7	Kaylan Wiggins	QB	6-2	200	R-So.	1L	Sanford, Fla. / Seminole HS
8	Lexington Joseph	RB	5-9	185	Fr.	HS	Miami, Fla. / Miami Central HS
9	Bryce Singleton	WR	5-10	193	Jr.	2L	Hilton Head Island, S.C. / Hilton Head Island HS
10	Olin Cushion III	DB	5-8	176	Sr.	3L	Miami, Fla. / Miami Central HS
10	Tannor Watson	QB	6-3	177	R-Fr.	RS	Jacksonville, Fla. / Atlantic Coast HS
11	Joe Hocker	TE	6-5	245	Fr.	HS	Cincinnati, Ohio / Deer Park HS
12	James Morgan	QB	6-4	213	R-Sr.	GR	Green Bay, Wis. / Ashwaubenon HS / Bowling Green
13	Estin Thiele	K/P	6-1	176	R-Fr.	RS	St. Augustine, Fla. / Menendez HS
14	Darrius Scott	WR	5-10	195	Sr.	3L	Miami, Fla. / Booker T. Washington HS
15	Quentin Bessent Jr.	DB	5-10	156	R-Sr.	3L	Titusville, Fla. / Merritt Island HS / Huntingdon College (AL)
15	Austin Maloney	WR	5-11	190	R-Sr.	3L	Miami, Fla. / Miami Christopher Columbus
16	Tony Gaiter IV	WR	5-9	185	Sr.	3L	Richmond Heights, Fla. / Westminster Christian HS
17	Nikholi Jaghai	DB	5-7	180	R-Jr.	TR	Miami Garden, Fla. / Flanagan HS / Northern Iowa
17	Caleb Lynum	QB	6-2	195	R-Fr.	1L	Miami, Fla. / East Ridge HS
18	Kamryn Giles	DB	5-9	195	Fr.	HS	Opa-Locka, Fla. / American Heritage
18	Malik Tyson	WR	6-2	195	R-Jr.	2L	Tampa, Fla. / Robinson HS
19	Shemar Thornton	WR	5-11	182	Jr.	2L	Miami, Fla. / Hallandale HS
21	Stantley Thomas-Oliver III	DB	6-2	184	Sr.	3L	Punta Gorda, Fla. / Charlotte HS
22	Andy Bautista	FB	6-1	230	Fr.	HS	Tavernier, Fla. / Coral Shores HS
22	Maurquel Dillard	DB	6-0	185	R-Fr.	RS	Fort Lauderdale, Fla. / Stranahan HS
23	Napoleon Maxwell	RB	6-0	215	R-Sr.	3L	St. Petersburg, Fla. / Admiral Farragut Academy
24	D'Vonte Price	RB	6-2	194	Jr.	2L	Punta Gorda, Fla. / Charlotte HS
25	Jordan Underwood	DB	6-0	180	R-Fr.	RS	Apopka, Fla. / Olympia HS
26	Jamal Anderson	DB	6-2	180	R-Fr.	RS	Homestead, Fla. / South Dade HS
27	Benny McCray	DB	6-2	185	R-So.	2L	Clermont, Fla. / East Ridge HS
28	Jesson Walker	DB	6-1	170	R-Fr.	RS	Southwest Brevard County, Fla. / Rockledge HS
29	Thomas Leo	K/P	6-4	222	R-Fr.	RS	Winter Garden, Fla. / East Ridge HS
29	Derrail Stephens	DB	6-0	180	Fr.	HS	Jacksonville, Fla. / Paxon School for Advanced Studies
30	Jose Borregales	K/P	5-10	190	R-Jr.	2L	Miami, Fla. / Booker T. Washington HS
31	Tommy Zozus	LS	6-2	224	R-So.	1L	Punta Gorda, Fla. / Charlotte HS
32	Maleek Williams	RB	5-11	223	R-So.	1L	Punta Gorda, Fla. / Charlotte HS / Arkansas
33	Shaun Peterson Jr.	RB	6-3	215	R-Fr.	RS	Fort Lauderdale, Fla. / Nova HS
34	Christian Irving	DB	5-11	197	R-Sr.	3L	Lauderdale Lakes, Fla. / American Heritage / Wyoming
35	Rishard Dames	DB	5-11	165	Jr.	2L	Miami, Fla. / Booker T. Washington HS
36	Dorian Hall	DB	6-4	190	R-So.	1L	Hollywood, Fla. / South Broward HS
37	Romelo Brooks	LB	5-10	200	Jr.	2L	Miami, Fla. / Miami Killian HS
38	Richard Dames	DB	5-11	185	Jr.	2L	Miami, Fla. / Booker T. Washington HS
39	Tommy Heatherly	P	5-11	210	Jr.	TR	Grove, Okla. / Grove HS / NE Oklahoma A&M
40	Daniel Jackson	LB	6-2	228	Jr.	2L	Apex, N.C. / Middle Creek HS
41	Jackson McDonald	TE	6-5	220	Fr.	HS	Marathon, Fla. / Marathon HS
42	Jordan Atkins	RB	5-9	188	R-Fr.	RS	Miami, Fla. / North Miami Beach HS
43	Nate White	DL	6-4	220	Fr.	HS	Orlando, Fla. / Edgewater HS
44	Cadarius Gaskin	WR	6-3	218	So.	1L	Delray Beach, Fla. / Atlantic HS
44	Justin Michel	LB	6-1	225	Fr.	HS	Fort Myers, Fla. / Dunbar HS
45	Rocky Jacques-Louis	LB	6-3	205	So.	1L	Fort Myers, Fla. / Dunbar HS
46	Kendre' Gant	DB	6-3	200	Fr.	HS	Port St. Joe, Fla. / Port St. Joe HS

NUMERICAL ROSTER



#	FULL NAME	POS.	HT.	WT.	YR.	EXP.	HOMETOWN / HIGH SCHOOL / PREVIOUS SCHOOL
47	Chris Whittaker	OL	6-3	227	R-So.	TR	Hollywood, Fla. / Chaminade-Madonna HS / Kentucky
48	Josh Powell	LB	5-11	194	Jr.	2L	Riviera Beach, Fla. / Suncoast HS
50	Nasir Carter	LB	6-2	220	Fr.	HS	Orlando, Fla. / West Orange HS
51	Dimitry Prophete	LB	6-1	230	Jr.	2L	Miami, Fla. / Southridge HS
52	Donovan Georges	LB	6-1	240	So.	IL	Hialeah, Fla. / Champagnat Catholic
53	Tevin Jones	LB	6-4	220	R-So.	IL	Miami, Fla. / Miami Norland HS
54	Khalid Jacas	OL	6-2	230	R-Sr.	3L	Port Lucie, Fla. / St. Lucie West Centennial / ASA College
55	Shane McGough	OL	6-2	302	R-Jr.	2L	Tampa, Fla. / Gaither HS
58	Devontay Taylor	OL	6-4	305	R-Jr.	2L	Odessa, Fla. / Mitchell HS
58	Tyson Maeva	LB	6-0	230	Sr.	TR	San Diego, Calif. / San Diego Cathedral Catholic HS / Boise State
59	Jamal Gates	LB	6-2	225	Jr.	2L	Palm Beach Gardens, Fla. / Dwyer HS
60	Dallas Connell	OL	6-3	300	Sr.	3L	Jacksonville, Fla. / First Coast HS
61	Jaylen Daphnis	OL	6-0	287	R-So.	IL	Miami, Fla. / Miami Norland HS
62	Mershawn Miller	OL	6-2	313	R-So.	IL	Miami, Fla. / Miami Central HS
63	Noah Quier	OL	6-4	310	Fr.	HS	Bradenton, Fla. / IMG Academy
65	Julius Pierce	OL	6-5	265	Fr.	HS	Sanford, Fla. / Seminole HS
67	Obinna Nwankwo	OL	6-3	290	Sr.	TR	Miramar, Fla. / Miramar HS / Florida A&M
68	Tahj Brighthaupt	OL	6-7	374	Jr.	2L	Miami, Fla. / Miami Central HS / UAB
69	Ruben Ramirez	LS	5-11	215	Fr.	HS	Hollywood, Fla. / Chaminade-Madonna HS
70	Kane Taylor	OL	6-3	280	Jr.	TR	Clearwater, Fla. / Clearwater HS / East Mississippi CC
72	Sione Finau	OL	6-3	300	Fr.	HS	Keller, Texas / Central HS
73	Lyndell Hudson Jr.	OL	6-6	300	R-Fr.	RS	Brooksville, Fla. / Central HS
74	Shacquille Williams	OL	6-5	310	R-Sr.	3L	Charlotte, Fla. / Port Charlotte HS / Dodge City CC (KS)
75	Rashad Colson	OL	6-5	310	R-So.	IL	Miami, Fla. / Miami Norland HS
76	Henry Omu	OL	6-7	295	Jr.	TR	Kingston, Ga. / Atlanta Sports City Prep
77	D'Antne Demery	OL	6-5	320	Jr.	2L	Brunswick, Ga. / Brunswick HS / Hutchinson CC (KS)
78	Shamar Hobdy-Lee	OL	6-5	290	Fr.	HS	Tampa, Fla. / Jefferson HS
79	Logan Gunderson	OL	6-5	318	So.	TR	Jacksonville, Fla. / Trinity Christian HS / ASA College
80	Kris Mitchell	WR	6-1	175	Fr.	HS	Jacksonville, Fla. / Mandarin HS
81	Ivan Thomas	TE	6-3	225	So.	IL	Miami, Fla. / Miami Palmetto HS
84	David O'Meara	TE	6-5	245	So.	IL	Tallahassee, Fla. / Chiles HS
85	DeAndre Williams	WR	5-10	180	R-So.	IL	Miami, Fla. / Booker T. Washington HS
86	Carson Genal	TE	6-4	220	R-So.	IL	Naples, Fla. / Gulf Coast HS
87	Kamareon Williams	TE	6-3	240	Fr.	HS	Delray Beach, Fla. / Atlantic HS
88	Sterling Palmer	TE	6-6	235	So.	IL	Midlothian, Va. / Fork Union Military
89	Ty Danzy	OL	6-5	235	Fr.	HS	Anderson, S.C. / Westside HS
90	Noah Curtis	OL	6-5	260	Jr.	2L	Delray Beach, Fla. / American Heritage
91	Kameron Burns	OL	6-4	270	R-Fr.	RS	Crawfordville, Fla. / Wakulla HS
92	Jason Mercier	OL	6-3	262	So.	IL	Boynton Beach, Fla. / Atlantic HS
93	Teair Tart	OL	6-3	290	R-Sr.	3L	Philadelphia, Pa. / West Philadelphia HS / Ellsworth CC (IA)
94	Kevin Oliver	OL	6-4	243	Jr.	2L	Davie, Fla. / Western HS
95	Andrew Tarver	OL	6-1	295	R-Jr.	2L	Powder Springs, Ga. / McEachern HS
96	Alec Hallman	P	6-1	214	R-So.	IL	Lithia, Fla. / Newsome HS / Oregon
96	David Reynolds	OL	6-4	245	Fr.	HS	Nashville, Tenn. / Ensworth HS
97	Damon Moore	OL	6-4	270	Gr.	TR	Novato, Calif. / San Marin HS / San Diego State
98	Jordan Woods	OL	6-4	275	R-Jr.	2L	Citra, Fla. / North Marion HS / Georgia Tech
99	Davon Strickland	OL	6-1	263	So.	IL	Hollywood, Fla. / South Broward HS



BY STATE

Florida (89)

Georgia (5)

California (2), South Carolina (2), Tennessee (2)

Louisiana (1), North Carolina (1), Ohio (1), Oklahoma (1), Pennsylvania (1), Texas (1), Virginia (1), Wisconsin (1)

— PRONUNCIATION GUIDE —

#	Pos	Name	Pronunciation	#	Pos	Name	Pronunciation
6	DE	Alexy JEAN-BAPTISTE	Jean (like you wear) Bab-teast	51	LB	Dimitry PROPHETE	Profit
11	TE	Joe HOCKER	Hawk-er	54	DL	KALIQ JACAS	KAH-leek AH-kus
13	K	Estin THIELE	Es-TIN Theel (like feel)	58	LB	Tyson MAEVA	MY-ava
15	DB	Quentin BESSENT Jr.	Be-SENT	68	OL	TAHJ BRIGHTHAUPT	Bright-Hopped
22	DB	MAURQUEL Dillard	mar-Qwell	72	OL	SIONE FINAU	CEE-own-E fa-NEW
28	DB	JESSON Walker	Ja-SOHN	76	OL	Henry OMU	oh-MOO
30	K	Jose BORREGALES	Bore-e-Gal-es	86	TE	Carson GENAL	ga-NAHL
31	LS	Tommy ZOZUS	Zo-Zeus	87	TE	KAMAREON Williams	ka-MARE-eon
44	WR	CADARIUS Gaskin	KA-Darius	92	DE	Jason MERCIER	Mercy-AAYE
45	LB	Rocky JACQUES-LOUIS	Put some French on it	93	DT	TEAIR Tart	Tea-air
50	LB	NASIR Carter	nas-EAR				

OFFENSE

QB	12	James Morgan (6-4, 213, R-Gr.)
	7	Kaylan Wiggins (6-2, 200, R-So.)
	17	Caleb Lynam (6-2, 195, R-Fr.)
RB	23	Napoleon Maxwell (6-0, 215, R-Sr.) OR
	2	Anthony Jones (5-II, 215, R-Sr.)
	24	D'Vonte Price (6-2, 194, Jr.)
WR	15	Austin Maloney (5-II, 190, R-Sr.)
	18	Malik Tyson (6-2, 195, R-Jr.)
WR	19	Shemar Thornton (5-II, 182, Jr.)
	14	Darrius Scott (5-10, 195, Sr.)
WR	1	Maurice Alexander (5-II, 180, R-Sr.)
	16	Tony Gaiter IV (5-9, 185, Sr.)
TE	84	David O'Meara (6-5, 245, So.)
	88	Sterling Palmer (6-6, 235, So.)
	87	Kamareon Williams (6-3, 240, Fr.)
LT	77	D'Antne Demery (6-5, 320, Jr.)
	73	Lyndell Hudson Jr. (6-6, 300, R-Fr.)
LG	60	Dallas Connell (6-3, 300, Sr.)
	72	Stone Finau (6-3, 300, Fr.)
C	55	Shane McGough (6-2, 302, R-Jr.)
	65	Julius Pierce (6-5, 265, Fr.)
RG	74	Shacquille Williams (6-5, 310, R-Sr.) OR
	62	Mershawn Miller (6-2, 313, R-So.)
RT	58	Devontay Taylor (6-4, 305, R-Jr.)
	73	Lyndell Hudson Jr. (6-6, 300, R-Fr.)

DEFENSE

LE	94	Kevin Oliver (6-4, 243, Jr.)
	6	Alexy Jean-Baptiste (6-3, 245, R-Jr.)
	92	Jason Mercier (6-3, 262, So.)
DT	75	Rashad Colson (6-5, 310, R-So.)
	93	Teair Tart (6-3, 290, R-Sr.)
	95	Andrew Tarver (6-1, 295, R-Jr.)
DT	95	Andrew Tarver (6-1, 295, R-Jr.)
	98	Jordan Woods (6-4, 275, R-Jr.)
	97	Damon Moore (6-4, 270, Gr.)
RE	90	Noah Curtis (6-5, 260, Jr.)
	47	Chris Whittaker (6-3, 227, R-So.)
	96	David Reynolds (6-4, 245, Fr.)
WLB	59	Jamal Gates (6-2, 225, Jr.)
	45	Rocky Jacques-Louis (6-3, 205, So.)
	53	Tevin Jones (6-4, 220, R-So.)
MLB	3	Sage Lewis (6-1, 240, R-Sr.)
	53	Tevin Jones (6-4, 220, R-So.)
	51	Dimitry Prophete (6-1, 230, Jr.)
SAM	40	Daniel Jackson (6-2, 228, Jr.)
	48	Josh Powell (5-II, 195, Jr.)
CB	21	Stantley Thomas-Oliver III (6-2, 184, Sr.)
	7	Josh Turner (6-0, 188, R-So.)
SS	10	Olin Cushion III (5-8, 176, Sr.)
	27	Benny McCray (6-2, 185, R-So.)
FS	38	Richard Dames (5-II, 185, Jr.) OR
	36	Dorian Hall (6-4, 190, R-So.)
CB	4	Isaiah Brown (6-1, 185, Sr.)
	35	Rishard Dames (5-II, 165, Jr.)

SPECIALISTS

K	30	Jose Borregales (5-10, 206, R-Jr.)
	13	Estin Thiele (6-1, 176, R-Fr.)
P	39	Tommy Heatherly (5-II, 210, Jr.)
	29	Thomas Leo (6-4, 222, R-Fr.) OR
	96	Alec Hallman (6-1, 214, R-So.)
KO	30	Jose Borregales (5-10, 206, R-Jr.)
	13	Estin Thiele (6-1, 176, R-Fr.)
H	96	Alec Hallman (6-1, 214, R-So.)
	18	Malik Tyson (6-2, 195, R-Jr.)
LS	31	Tommy Zozus (6-2, 224, R-So.)
	41	Jackson McDonald (6-5, 220, Fr.)
KR	15	Austin Maloney (5-II, 190, R-Sr.)
	23	Napoleon Maxwell (6-0, 215, R-Sr.)
PR	1	Maurice Alexander (5-II, 180, R-Sr.)
	15	Austin Maloney (5-II, 190, R-Sr.)

FIU vs. Middle Tennessee

Over the 14-game history, Middle Tennessee leads the series over FIU 9-5. FIU will seek its first win streak of the series, as the Panthers have never won back-to-back games over the Blue Raiders.

Series History vs. Middle Tennessee

Date	Location	W-L	Score
12/3/05	Miami	W	35-31
8/31/06	Murfreesboro	L	6-7
9/29/07	Murfreesboro	L	6-47
10/11/08	Miami	W	31-21
11/7/09	Murfreesboro	L	21-48
12/4/10	Miami	L	27-28
11/26/11	Murfreesboro	W	31-18
10/13/12	Miami	L	30-34
11/9/13	Murfreesboro	L	0-48
11/15/14	Miami	W	38-28
10/17/15	Murfreesboro	L	34-42
10/29/16	Miami	L	35-42
10/7/17	Murfreesboro	L	17-37
10/13/18	Miami	W	24-21

LAST TIME VERSUS MT

FIU earned a thrilling 24-21 victory over MT last season in Miami, as the Panthers scored the final 11 points to rally for the win. The Blue Raiders threatened to tie or take the lead late in the game, but Olin Cushion sealed FIU's win with a pick in the back of the end zone with virtually no time left. James Morgan led FIU on offense with 311 yards passing and two scores. Jose Borregales made three 40-plus yard field goals, including a school-record 53-yarder before halftime.

SCOUTING THE BLUE RAIDERS

Middle Tennessee enters Saturday's contest with a 2-5 overall record and 1-2 mark in C-USA play. The Blue Raiders lost on a last-second field goal at North Texas last time out. Asher O'Hara has thrown for 627 yards, rushed for 450 yards and scored 14 times this season to lead MT on offense.

2019 OPPONENT PREVIEW

Opponent (Date)	Record vs.	Last Meeting (Date - H/A)
at Tulane (8/28/19)	1-0	W/23-10 (10/14/17 - H)
vs. WKU (9/7/19)	5-6	W/38-17 (10/27/18 - A)
vs. New Hampshire (9/14/19)	0-0	Never Faced
at Louisiana Tech (9/20/19)	0-3	L/24-44 (10/22/16 - H)
vs. UMass (10/5/19)	2-2	W/63-24 (9/15/18 - H)
vs. Charlotte (10/12/19)	4-0	W/42-35 (11/17/18 - A)
vs. UTEP (10/19/19)	2-1	W/35-21 (10/8/16 - A)
at Middle Tennessee (10/26/19)	5-9	W/24-21 (10/13/18 - H)
vs. Old Dominion (11/2/19)	2-3	W/28-20 (9/8/18 - A)
at Florida Atlantic (11/9/19)	5-12	L/14-49 (11/3/18 - H)
vs. Miami* (11/23/19)	0-3	L/17-31 (9/22/18 - A)
at Marshall (11/30/19)	2-5	L/25-28 (11/24/18 - H)

Opponent Players to Watch (2018 Stats)

Tulane | DE - Patrick Johnson (10.5 sacks); RB - Darrius Bradwell (1,174 rush yds)
 WKU | DL - Deangelo Malone (6 sacks); WR - Lucky Jackson (50 rec/552 yds)
 New Hampshire | S - Evan Horn (4 INTs/57 tackles); RB - Carlos Washington (609 rush yds)
 Louisiana Tech | DE - Willie Baker (7 sacks); WR - Adrian Hardy (1,145 yds)
 UMass | LB - Chinedu Ogbonna (72 tackles); QB - Michael Curtis (412 yds/4 TDs)
 Charlotte | DE - Alex Highsmith (17.5 TFLs); RB - Benny LeMay (1,243 yds/11 TDs)
 UTEP | DL - Denzel Chukwukelu (42 tackles/2 sacks); RB - Quardraiz Wadley (627 yds)
 Middle Tennessee | LB - Khalil Brooks (68 tackles/6.5 sacks); WR - Ty Lee (71 rec/883 yds)
 Old Dominion | LB - Lawrence Garner (100 tackles); WR - Eric Kumah (559 yds/ 7 TDs)
 Florida Atlantic | LB - Rashad Smith (86 tackles); TE - Harrison Bryant (662 yds/4 TDs)
 Miami | LB - Shaq Quarterman (82 tackles); TE - Brevin Jordan (287 yds/4 TDs)
 Marshall | DL - Channing Hames (5.5 sacks); RB - Tyler King (655 yds/4 TDs)

* - Played at Marlins Park



JAMES MORGAN (QB)



SAGE LEWIS (LB)

2019 POLLS

AP TOP 25 POLL

Rnk	Team	REC	PTS	LW
1	Alabama (24)	7-0	1486	1
2	LSU (16)	7-0	1462	2
3	Ohio State (13)	7-0	1429	4
4	Clemson (9)	7-0	1408	3
5	Oklahoma	7-0	1343	5
6	Penn State	7-0	1224	7
7	Florida	7-1	1138	9
8	Notre Dame	5-1	1058	8
9	Auburn	6-1	1054	11
10	Georgia	6-1	1031	10
11	Oregon	6-1	979	12
12	Utah	6-1	852	13
13	Wisconsin	6-1	767	6
14	Baylor	7-0	732	18
15	Texas	5-2	627	15
16	SMU	7-0	587	19
17	Minnesota	7-0	577	20
18	Cincinnati	6-1	468	21
19	Michigan	5-2	440	16
20	Iowa	5-2	347	23
21	Appalachian State	6-0	286	24
22	Boise State	6-1	225	14
23	Iowa State	5-2	185	NR
24	Arizona State	5-2	134	17
25	Wake Forest	6-1	118	NR

Others receiving votes: Memphis 87, Virginia 29, San Diego State 17, Pittsburgh 17, Washington 15, Navy 9, Texas A&M 6, Missouri 4, UCF 3, USC 3, Louisiana Tech 2, Tulane 1

USA TODAY/COACHES POLL

Rnk	Team	REC	PTS	LW
1	Alabama	7-0	1602	1
2	Clemson	7-0	1511	2
3	LSU	7-0	1486	3
4	Ohio State	7-0	1461	4
5	Oklahoma	7-0	1408	5
6	Penn State	7-0	1283	7
7	Notre Dame	5-1	1160	8
8	Florida	7-1	1151	9
9	Georgia	6-1	1099	10
10	Auburn	6-1	1071	11
11	Oregon	6-1	1011	12
12	Utah	6-1	858	13
13	Wisconsin	6-1	824	6
14	Baylor	7-0	730	18
15	Texas	5-2	722	15
16	Minnesota	7-0	631	20
17	SMU	7-0	609	19
18	Cincinnati	6-1	461	21
19	Iowa	5-2	373	22
20	Michigan	5-2	369	16
21	Boise State	6-1	308	13
22	Appalachian State	6-0	300	24
23	Wake Forest	6-1	181	NR
24	Arizona State	5-2	131	17
25	Memphis	6-1	101	NR

Others receiving votes: Iowa State 83, Virginia 61, San Diego State 45, Navy 24, Pittsburgh 18, Washington 16, Tulane 8, Texas A&M 8, Louisiana Tech 7, UCF 6, Temple 3, Virginia Tech 2, UAB 1, Indiana 1, Utah State 1

FIU ON NFL NETWORK

FIU will appear on the NFL Network for the first time in program history, as Saturday's game at Middle Tennessee is slated to appear on the channel. The network inked a deal prior to the season with the league to air C-USA football games in 2019.

PANTHER OFFENSE IS ROARING

FIU has found its mojo on offense as of late as the Panthers have scored 30 or more points in the last five games.

Consecutive Games Scoring at Least 30 Points

Team	PPG	Consecutive Games
Oklahoma	50.4	17
LSU	50.1	10
Ohio State	49.7	7
Alabama	48.7	7
SMU	44.3	7
Minnesota	36.4	6
FIU	30.4	5
Indiana	33.4	4

FIU LEADS NATION IN PUNT RETURN AVERAGE

FIU ranks first in the nation for punt return average (30.9) and punt return average defense (-2.29) as the special teams continue to excel in 2019. Additionally, FIU is just one of three schools this season to return at least two punt returns for a touchdown. The other two schools are Alabama (2) and LSU (2).

Q-LINE/D-LINE TURNAROUND

Before FIU's three-game win streak, the Panthers had allowed six sacks and earned only three. Since then, FIU has allowed just two sacks and have gotten to the quarterback six times in only three games. Furthermore, the Panther Q-line is tied for first in the C-USA and 17th nationally for allowed tackles for loss per game (4.43).

SECURE THE BAG

The Panthers have done a great job at not turning the ball over this season, with FIU ranking first in the C-USA and 6th in the nation. So far this season, FIU has only given the ball away five times.

THREE-STRAIGHT OVER 100 FOR JONES

Anthony Jones has rushed over the century mark in the past three games, becoming just the second Panther in school history to ever achieve the feat. Only Rashod Smith has had more consecutive games rushing over 100 yards, after earning four-straight in 2004.

Consecutive 100-Yard Rushing Games

Rnk	No	Player	Season
1.	4	Rashod Smith	2004
2.	3	Anthony Jones	2019
3.	2	Alex Gardner	2016
	2	Alex Gardner	2016
	2	Anthon Samuel	2014
	2	Darriet Perry	2010
	2	Adam Gorman	2003
	2	Jerrid Lundstedt	2002

JONES RANKS 17TH NATIONALLY FOR TDS

Anthony Jones has been a regular visiting the endzone this season, as the Panther running back has scored nine touchdowns on the year. Jones is tied for 17th in the country when it comes to touchdowns responsible for and second in the C-USA by a non-QB. A total of seven scores have come on the ground and two by the way of receiving.

BOOMIN' FROM THE SOONER STATE

JC transfer Tommy Heatherly has had a great start to his career at FIU, with the Oklahoma native dominating the punting game. The junior has earned a 45.5 average for punts this season, with 11 over 50 so far for the year and a long of 60 against New Hampshire. Heatherly has also hit eight punts inside the 20. Heatherly ranks first in the league for his 45.5 average and is tied for 13th in the nation.

DAMES RANKS 10TH NATIONALLY FOR INTS

Rishard Dames has earned three interceptions this season, which is tied for 10th-best in the country entering Saturday's game against Middle Tennessee. Dames had all of two picks last season, with five total for his career.

2019 C-USA STANDINGS

EAST DIVISION

Team	Conf.	CPct.	Overall	Pct
WKU	4-0	1.000	5-2	0.714
Florida Atlantic	2-1	0.667	4-3	0.571
Marshall	2-1	0.667	4-3	0.571
FIU	2-2	0.500	4-3	0.571
Middle Tennessee	1-2	0.333	2-5	0.286
Charlotte	0-3	0.000	2-5	0.286
Old Dominion	0-3	0.000	1-6	0.143

WEST DIVISION

Team	Conf.	CPct.	Overall	Pct
Louisiana Tech	3-0	1.000	6-1	0.857
UAB	3-1	0.750	6-1	0.857
Southern Miss	2-1	0.667	4-3	0.571
North Texas	2-1	0.667	3-4	0.429
UTSA	2-2	0.500	3-4	0.429
UTEP	0-3	0.000	1-5	0.167
Rice	0-3	0.000	0-7	0.000

2019 STATS

STAT BREAKDOWN

Category	FIU	MT
Points/Game	30.4	22.0
First Downs	150	146
Rushing Yards/Game	209.3	138.1
Passing Yards/Game	195.4	255.6
Total Off. Yards/Game	404.7	393.7
Total Yards Allowed/Game	363.9	497.0
Third Down Conv.	44.0%	35.2%
Turnovers Gained	10	11
Turnovers Lost	5	8
Red Zone Offense	76.5%	78.9%
Red Zone Defense	100%	82.4%
Time of Possession/Game	28:33	26:30
Penalty Yards/Game	43.29	43.43

NCAA RANKING

Category	FIU	MT
Points/Game	56	t106
First Downs	t59	128
Rushing Yards/Game	28	94
Passing Yards/Game	100	49
Total Off. Yards/Game	72	78
Total Yards Allowed/Game	51	128
Third Down Conv.	t31	103
Turnovers Gained	64	54
Turnovers Lost	6	30
Red Zone Offense	100	t90
Red Zone Defense	129	t63
Time of Possession/Game	95	124
Penalty Yards/Game	16	t18

FIU STAT LEADERS

Category	Player (Stats)
Total Touchdowns	Anthony Jones (10)
Passing Yards	James Morgan (1225)
Passing Touchdowns	James Morgan (8)
Rushing Touchdowns	Anthony Jones (7)
Rushing Yards	Anthony Jones (512)
Receptions	Shemar Thornton (23)
Receiving Touchdowns	Shemar Thornton (4)
Receiving Yards	Austin Maloney (338)
Total Tackles	Jamal Gates (47)
Solos	Stantley Thomas-Oliver III (24)
TFLs	Alexy Jean-Baptiste (4.0)
INTs	Rishard Dames (3)
Pass Breakups	Isaiah Brown (4)
Sacks	Alexy Jean-Baptiste (2.5)

AIN'T NO MALONEY ABOUT IT

Senior Austin Maloney has averaged 19.8 per reception this season, which ranks fourth in the conference and 18th in the nation. Against Louisiana Tech, the Panther set a career-high in receiving yards with 113.

MORGAN NEARING CAREER PASSING MARK

Despite only playing one season at FIU, James Morgan is already climbing up the career ranks at FIU. The quarterback is only 8 touchdown passes shy of tying the career touchdown mark (42) at FIU set by Josh Padrick from 2003-06. Morgan has 50 touchdowns for his collegiate career, with 16 coming at Bowling Green.

Most Passing TDs - Career

Rnk	TDs	Player	Years
1.	42	Josh Padrick	2003-06
2.	35	Alex McGough	2014-17
3.	34	James Morgan	2018-Present
	34	Paul McCall	2007-09
5.	30	Wes Carroll	2010-11

BORREGALES ON ALL-TIME LISTS

Jose Borregales has been clutch at FIU since first taking the field in 2017. The junior ranks fourth overall for most points scored by a non-quarterback, scoring 230 points for his career. Borregales' 96 points scored last season was tied for second-most in a single season behind Jack Griffin's 102 in 2011.

Most Points Scored (Non-QB) - Career

Rnk	Pts	Player	Years
1.	258	Jack Griffin (114 PAT, 48 FG)	2009-12
2.	241	Austin Taylor (106 PAT, 45 FG)	2013-16
3.	233	Adam Moss (110 PAT, 41 FG)	2002-05
4.	230	Jose Borregales (119 PAT, 37 FG)	2017-Present
5.	224	T.Y. Hilton (37 TD, 1 PAT)	2008-11

TWO BACKS OVER 100

Anthony Jones and Napoleon Maxwell each finished over the century mark for rushing against Charlotte on Oct. 12. It marked just the seventh game in school history that FIU had at least two running backs over the century mark in the same game.

Games With Two RBs Over 100

Running Backs (Yards)	Opponent	Date
A. Jones (117), N. Maxwell (114)	vs. Charlotte	10/12/19
S. Phillips (117), N. Maxwell (104)	vs. UMass	9/15/18
A. Gardner (108), A. McGough (108)	vs. UMass	12/2/17
A. Gardner (119), A. Jones (121)	vs. Marshall	11/19/16
A. Gardner (141), A. Jones (128)	at UTEP	10/8/16
Perry (186), Hilton (158), Mallary (118)	at Troy	11/13/10
A. Gorman (138), D. Demeritt (121)	vs. J'Ville	10/30/03

DAVIS SHINES IN HOMECOMING GAMES

Head Coach Butch Davis is an impressive 12-1 all-time for Homecoming games dating back to his time at UNC and Miami, with a current win streak of 11 games.

JONES HAS CAREER GAME VS. CHARLOTTE

Anthony Jones posted the best performance of his career against Charlotte, as he rushed for 117 yards on the ground and scored four times. Jones rushed for three touchdowns, while catching one as well to round out his day. The four scores for Jones tied FIU's single-game mark for a non-QB and were the most since T.Y. Hilton accomplished the feat in 2010.

Most TDs Scored by Non-QB

Rnk	No	Player vs. Opponent	Date
1.	4	Anthony Jones vs. Charlotte	10/12/19
	4	T.Y. Hilton vs. ULM	11/6/10
	4	Rashad Smith at NMSU	10/30/04
4.	3	Anthony Jones vs. Toledo	12/21/18
	3	Bryce Singleton vs. UMass	12/2/17

ALEXANDER NABS C-USA POW HONORS

After his sensational game against UMass, Maurice Alexander was named the C-USA Special Teams Player of the Week for the first time in his career. Alexander took a punt back 90 yards against the Minutemen, which ranks as the second longest in school history behind T.Y. Hilton's 97-yard return versus FAU in 2011. Additionally, the 90-yard return for Alexander is the longest by any player in the NCAA this season.

MORGAN SETS CAREER HIGH IN RETURN

James Morgan returned to the field for FIU against Louisiana Tech, as the quarterback threw for a career-high 394 yards. Morgan also tossed a pair of scores versus the Bulldogs, while rushing for his second career touchdown as well.

WIGGINS SHINES IN FIRST START

Kaylan Wiggins broke FIU's record for most rushing yards by a quarterback, as he earned 187 yards on the ground and two scores against New Hampshire. Wiggins also threw 127 yards passing as well in his first start at QB.

DAMES GOES THE DISTANCE

Rishard Dames took an interception 80 yards against WKU, which was the longest INT return for the Panthers since Marshall McDuffie's 82 yard return in 2005.

2019 TRENDS

LEADING/TRAILING/TIED

Leading At Half:	4-0
Trailing At Half:	0-3
Tied At Half:	0-0
Leading After 3rd Quarter:	4-0
Trailing After 3rd Quarter:	0-3

SCORING

Scores First:	2-0
Opponent Scores First:	2-3
Shutout at Half:	0-0
Holds Opp. Scoreless at Half:	1-0
Scores 20+ Points:	4-1
Scores Under 20 Points:	0-2
Allows 20+ Points:	1-3
Holds Opp. Under 20 Points:	3-0

TOTAL YARDS

Less Than 300 Yards:	0-2
300+ Total Offense:	1-0
400+ Total Offense:	1-0
500+ Total Offense:	2-1
600+ Total Offense:	0-0
Hold Opp. Less Than 300 Yards:	2-0
Allow Opp. 300+ Yards:	2-1
Allow Opp. 400+ Yards:	0-0
Allow Opp. 500+ Yards:	0-2
Allow Opp. 600+ Yards:	0-0

RUSH YARDS

Less Than 100 Yards:	0-1
100+ Yards Rushing:	1-2
200+ Yards Rushing:	1-0
300+ Yards Rushing:	2-0
Holds Opp. Under 100 Yards:	1-1
Allows 100+ Yards Rushing:	2-0
Allows 200+ Yards Rushing:	1-1
Allows 300+ Yards Rushing:	0-1

PASS YARDS

Less Than 200 Yards:	3-1
200+ Yards Passing:	2-1
300+ Yards Passing:	1-0
400+ Yards Passing:	0-0
500+ Yards Passing:	0-0
Holds Opp. Under 200 Yards:	3-1
Allows 200+ Yards Passing:	1-2
Allows 300+ Yards Passing:	0-0
Allows 400+ Yards Passing:	0-0
Allows 500+ Yards Passing:	0-0

TURNOVERS

Has 0 Turnovers:	3-1
Has 1 Turnover:	1-0
Has 2 Turnovers:	0-2
Has 3+ Turnovers:	0-0
Forces 0 Turnovers:	0-0
Forces 1 Turnover:	3-2
Forces 2 Turnover:	0-1
Forces 3+ Turnovers:	1-0

MORGAN'S BREAKOUT YEAR IN 2018

James Morgan enjoyed a breakout season in his first year with the Panthers and helped FIU to a school-record nine wins, while setting a single-season record for passing touchdowns (26) and finishing with the second-most passing yards (2,727) in school history.

Morgan's 157.6 passing efficiency rating broke the single-season record at FIU, while ranking first overall in C-USA and 11th overall in the NCAA as he finished the year with C-USA Newcomer of the Year and Honorable Mention laurels. Entering 2019, Morgan has earned a spot on the Manning Award, Johnny Unitas Golden Arm Award, Davey O'Brien Award and Wuerffel Trophy Watch Lists to name a few.

LEWIS ON THE HUNT

In his first season at middle linebacker, Sage Lewis was a force to be reckon with as he broke FIU's single-season records in total tackles (132) and solos (83) to rank first in the league for both categories.

The linebacker opened the 2018 season with an 18-tackle performance against Indiana (9/1) as he foreshadowed his big year. Lewis earned All-CUSA First Team honors in 2018, while being named the C-USA Preseason Defense Player of the Year entering 2019, while grabbing a spot on the Nagurski and Butkus Award Watch Lists.

CHUNK PLAYS

FIU has had eight plays go over 40 yards this season, with three of those coming from Kaylan Wiggins.

Opponent (Date)	Result	Yards
FIU vs. WKU (9/7)	Kaylan Wiggins pass to Maurice Alexander	40 yards
FIU vs. New Hampshire (9/14)	Kaylan Wiggins rush	70 yards
FIU at LA Tech (9/20)	James Morgan pass to Austin Maloney	43 yards
FIU at LA Tech (9/20)	James Morgan pass to Austin Maloney	45 yards
FIU vs. UMass (10/5)	Kaylan Wiggins rush	47 yards
FIU vs. Charlotte (10/12)	Anthony Jones rush	41 yards
FIU vs. UTEP (10/19)	James Morgan pass to Anthony Jones	61 yards
FIU vs. UTEP (10/19)	Anthony Jones rush	65 yards

WILLIAM V. CAMPBELL TROPHY EYES MORGAN

Celebrating its 30th year in 2019, the award recognizes an individual as the absolute best football scholar-athlete in the nation for his combined academic success, football performance and exemplary leadership. Morgan is one of 185 semifinalist to earn the distinction on Wednesday, while being just one of four from the C-USA (Charlotte, FIU, Rice and UTSA) to claim the honor.

The NFF will announce 12-14 finalists on Oct. 30, and each of them will receive an \$18,000 postgraduate scholarship as a member of the 2019 NFF National Scholar-Athlete Class presented by Fidelity Investments. The finalists will travel to New York City for the 62nd NFF Annual Awards Dinner on Dec. 10, where their accomplishments will be highlighted in front of one of the most powerful audiences in all of sports. Live during the event, one member of the class will be declared as the winner of the 30th Campbell Trophy® Presented by Mazda and have his postgraduate scholarship increased to \$25,000.

2019 HONORS

Sage Lewis

- Senior Bowl Preseason Watch List
- Preseason Nagurski Award Watch List
- Preseason Butkus Award Watch List
- Preseason C-USA Defensive Player of the Year

James Morgan

- William V. Campbell Trophy Semifinalist
- Senior Bowl Preseason Watch List
- Manning Award Watch List
- Johnny Unitas Golden Arm Watch List
- CFPA National Performer of the Year Watch List
- Preseason Davey O'Brien Award Watch List
- Allstate AFCA Good Works Team Nominee
- Wuerffel Trophy Watch List

Maurice Alexander

- C-USA Special Teams POW (10/7)
- Phil Steele Preseason C-USA First Team (PR)
- Phil Steele Preseason C-USA Third Team (WR)
- Athlon Sports Preseason C-USA First Team (PR)
- Preseason All-Conference USA Team (PR)

Jose Borregales

- Lou Groza Award Watch List

Dallas Connell

- Preseason Remington Trophy Watch List

Sterling Palmer

- Preseason Mackey Award Watch List

RETURNING PERSONNEL

Offense

Quarterbacks (4) - #7 Kaylan Wiggins, #10 Tannor Watson, #12 James Morgan, #17 Caleb Lynam

Running Backs (6) - #2 Anthony Jones, #5 Demarcus Townsend, #23 Napoleon Maxwell, #24 D'Vonte Price, #33 Shaun Peterson Jr., #42 Jordan Atkins

Wide Receivers (8) - #1 Maurice Alexander, #9 Bryce Singleton, #14 Darrius Scott, #15 Austin Maloney, #16 Tony Gaiter IV, #19 Shemar Thornton, #44 Cadarius Gaskin, #85 DeAndre Williams

Tight Ends (4) - #81 Ivan Thomas, #84 David O'Meara, #86 Carson Genal, #88 Sterling Palmer

Offensive Line (9) - #55 Shane McGough, #58 Devontay Taylor, #60 Dallas Connell, #61 Jaylen Daphnis, #62 Mershawn Miller, #68 Tahj Brighthaupt, #73 Lyndell Hudson Jr., #74 Shacquille Williams, #77 D'Antne Demery

Defense

Defensive Line (10) - #54 Kaliq Jacas, #75 Rashad Colson, #90 Noah Curtis, #91 Kameron Burns, #92 Jason Mercier, #93 Teair Tart, #94 Kevin Oliver, #95 Andrew Tarver, #98 Jordan Woods, #99 Davon Strickland

Linebackers (9) - #3 Sage Lewis, #37 Romelo Brooks, #40 Daniel Jackson, #45 Rocky Jacques-Louis, #48 Josh Powell, #51 Dimitry Prophete, #52 Donovan Georges, #53 Tevin Jones, #59 Jamal Gates

Defensive Backs (13) - #4 Isaiah Brown, #10 Olin Cushion III, #15 Quentin Bessent Jr., #18 Malik Tyson, #21 Stantley Thomas-Oliver III, #22 Maurquel Dillard, #25 Jordan Underwood, #26 Jamal Anderson, #27 Benny McCray, #28 Jesson Walker, #34 Christian Irving, #35 Rishard Dames, #36 Dorian Hall, #38 Richard Dames

Special Teams

Kickers/Punters (4) - #29 Thomas Leo, #13 Estin Thiele, #30 Jose Borregales, #96 Alec Hallman

Long Snappers (1) - #31 Tommy Zozus

NEWCOMERS (ACTIVE)

Offense

Quarterbacks (1) - #3 Stone Norton*

Running Backs (2) - #8 Lexington Joseph*, #32 Maleek Williams

Fullbacks (1) - #22 Andy Bautista*

Wide Receivers (2) - #6 Nate Jefferson*, #80 Kris Mitchell*

Tight Ends (3) - #11 Joe Hocker*, #41 Jackson McDonald*, #87 Kamareon Williams*

Offensive Line (8) - #63 Noah Quier*, #64 Antonio Serrano*, #65 Julius Pierce*, #71 Danny Corbett*, #72 Sione Finau*, #76 Henry Omu, #78 Shamar Hobby-Lee*, #79 Logan Gunderson

Defense

Defensive Line (7) - #6 Alexy Jean-Baptiste, #43 Nate White*, #47 Chris Whittaker, #70 Kane Taylor, #89 Ty Danzy*, #96 David Reynolds*, #97 Damon Moore

Linebackers (2) - #44 Justin Michel*, #50 Nasir Carter*

Defensive Backs (6) - #7 Josh Turner, #17 Nikholi Jaghai, #18 Kamryn Giles*, #25 LaMontez Prichett, #29 Derrail Stephens*, #46 Kendre' Gant*

Special Teams

Kickers/Punters (1) - #39 Tommy Heatherly

Long Snappers (1) - #69 Ruben Ramirez*

* - True Freshman

RUSHING

Individual with 25-30 rushing attempts:

FIU: Alex Gardner (27) - Florida Atlantic 10/1/16
Opp: Gaej Walker (27) - vs WKU 9/7/19

Individual with 31 or more rushing attempts:

FIU: Ben West (34) - Florida A&M 10/1/05
Opp: James Conner (31) - Pittsburgh 9/13/14

Individual rushed for 100-149 yards:

FIU: Anthony Jones (102) - vs UTEP 10/19/19
Opp: Benny LeMay (144) - vs Charlotte 10/12/19

Individual rushed for 150-199 yards:

FIU: Kaylan Wiggins (187) - New Hampshire 9/14/19
Opp: Benny Lemay (159) - at Charlotte 11/17/18

Individual rushed for 200+ Yards:

FIU: Ben West (214) - Florida A&M 10/1/05
Opp: Bennie Cunningham (230) - Middle Tennessee 10/13/12

Individual with 100 rush and receiving yards:

FIU: Kedrick Rhodes (130 rush/115 rec.) - at Duke 9/1/12
Opp: Never N/A

Two rushers with 100 yards in a game:

FIU: Anthony Jones (117) & Napoleon Maxwell (114) - vs Charlotte 10/12/19
Opp: Devin Singletary (184) & Kerrith Whyte (165) - vs Florida Atlantic 11/3/18

Three rushers with 100 yards in a game:

FIU: Darriet Perry (186), T.Y. Hilton (158), Darian Mallary (118) - at Troy 11/13/10
Opp: Never N/A

Team with 40 rushing attempts:

FIU: 53 - vs Charlotte 10/12/19
Opp: 45 - vs UTEP 10/19/19

Team with fewer than 25 rushing attempts:

FIU: 23 - at Charlotte 11/17/18
Opp: 24 - vs UMass 10/4/19

Team rushed for 300+ Yards:

FIU: 364 - vs Charlotte 10/12/19
Opp: 350 - at Tulane 8/27/19

Team held between 51-100 yards rushing:

FIU: 75 - at Tulane 8/27/19
Opp: 78 - Alcorn State 9/8/17

Team held under 50 yards rushing:

FIU: 39 - at Charlotte 10/15/16
Opp: 38 - vs UMass 10/4/19

Individual scored on 50+ yard run:

FIU: Kaylan Wiggins (70) - New Hampshire 9/14/19
Opp: Corey Dauphine (50) - at Tulane 8/27/19

PASSING

Individual with 40 pass attempts:

FIU: James Morgan (41) - at Louisiana Tech 9/20/19
Opp: J'Mar Smith (41) - at Louisiana Tech 9/20/19

Individual with 50 pass attempts:

FIU: Alex McGough (50) - Old Dominion 11/11/17
Opp: Chase Litton (52) - at Marshall 10/28/17

Individual with 60 pass attempts:

FIU: Never N/A
Opp: Ben Dougherty (60) - vs. Florida A&M 11/27/04

Individual completed 25 passes:

FIU: James Morgan (29) - at Louisiana Tech 9/20/19
Opp: J'Mar Smith (27) - at Louisiana Tech 9/20/19

Individual completed 30 passes:

FIU: Alex McGough (35) - Old Dominion 11/11/17
Opp: Andrew Ford (34) - UMass 12/2/17

Individual passed for 300-399 yards:

FIU: James Morgan (394) - at Louisiana Tech 9/20/19
Opp: Andrew Ford (392) - UMass 12/2/17

Individual passed for 400+ yards:

FIU: Paul McCall (400) - at Florida Atlantic (OT) 11/29/08
Opp: Graham Wilbert (403) - at Florida Atlantic 11/16/12

Individual threw three (3) touchdowns:

FIU: James Morgan (3) - at UTSA 11/10/18
Opp: Eli Peters (3) - vs Toledo 12/21/18

Individual threw four (4) touchdowns:

FIU: James Morgan (4) - UAPB 9/29/18
Opp: Andrew Ford (4) - UMass 12/2/17

Individual threw five (5) touchdowns:

FIU: Never N/A
Opp: Dalton Williams (5) - Akron 9/8/12

Team with less than 10 pass attempts:

FIU: 9 - at Louisville 9/21/13
Opp: 7 - at UTEP 11/16/13

Team with less than five (5) pass completions:

FIU: 4 - at Louisville 9/21/13
Opp: 3 - at UTEP 11/16/13

Team had less than 50 yards passing:

FIU: 27 - at Louisville 9/21/13
Opp: 36 - Tulane 10/14/17

Individual threw for a 60-69-yard touchdown:

FIU: Alex McGough to Dennis Turner (64) - N.C. Central 9/19/15
Opp: Driphus Jackson to James Mayden (69) - Rice 11/1/14

Individual threw for a 70-yard+ touchdown:

FIU: James Morgan to Maurice Alexander (76) - UAPB 9/29/18
Opp: Max Brosmer to Dylan Laube (86) - at Florida Atlantic 9/14/19

RECEIVING

Individual caught 10 passes:

FIU: Thomas Owens (11) - Old Dominion 11/11/17
Opp: Deon-Tay McManus (10) - Marshall 11/19/16

Individual had 100 yards receiving:

FIU: Tony Gaiter (103) - vs UMass 10/4/19
Opp: Victor Tucker (115) - at Charlotte 11/17/18

Two individuals with 100 yards receiving in a game:

FIU: Glenn Coleman (115) and Willis Wright (109) - Middle Tenn. 10/13/12
Opp: Richie James (127) and Ty Lee (100) - Middle Tennessee 10/29/15

TOTAL OFFENSE

Team gained 500 total yards:

FIU: 510 - vs Charlotte (350 Rushing, 160 Passing) 10/12/19
Opp: 565 - at Louisiana Tech (275 rush, 290 pass) 9/20/19

Team gained 600 total yards:

FIU: 613 - UAPB (220 rush, 393 pass) 9/29/18
Opp: 615 - at Kansas (224 rush, 391 pass) 9/22/07

Team gained between 100-200 total yards:

FIU: 189 - WKU (80 rush, 109 pass) 9/24/16
Opp: 115 - vs UMass (38 rush, 77 pass) 10/4/19

Team gained less than 100 total yards:

FIU: 27 - at Louisville 9/21/13
Opp: Never N/A

FIRST DOWNS

Team had 25 first downs:

FIU: 26 - vs Charlotte 10/12/19
Opp: 31 - at Louisiana Tech 9/20/19

Team had less than 10 first downs:

FIU: 7 - at Miami 9/22/18
Opp: 5 - vs UMass 10/4/19

LAST TIME IT HAPPENED



PUNTING

Team punted at least 10 times:

FIU:	10 - at UAB	9/27/14
Opp:	10 - N.C. Central	9/19/15

Team did not punt:

FIU:	Never (1, several, last vs Charlotte)	10/12/19
Opp:	vs Florida Atlantic	11/3/18

Individual recorded a +50-yard punt:

FIU:	Tommy Heatherly (53) - vs Charlotte	10/12/19
Opp:	George Georgopoulos (52) - vs UMass	10/4/19

Individual recorded a +60-yard punt:

FIU:	Tommy Heatherly (60) - New Hampshire	9/14/19
Opp:	Mitchell Crawford (61) - vs UTEP	10/19/19

Individual recorded a +70-yard punt:

FIU:	Stone Wilson (71) - at Florida Atlantic	11/18/17
Opp:	Mike Ruggles (73) - at UTEP	11/16/13

Individual blocked a punt:

FIU:	Kenyatta Anderson - Charlotte	11/7/15
Opp:	Mar Drayton - vs Marshall	11/24/18

TURNOVERS

Individual threw three (3) interceptions:

FIU:	Alex McGough (3) - Indiana	9/1/16
Opp:	Peyton Ramsey (3) - Indiana	9/1/12

Individual with two (2) interceptions:

FIU:	Richard Dames - vs Marshall	11/24/18
Opp:	Wiley Green - vs Rice	10/20/18

Team had four (4) turnovers:

FIU:	4 (1 INTs/3 fumbles) - at UCF	8/31/17
Opp:	4 (4 INTs/0 fumbles) - at UTSA	11/10/18

Team had five (5) turnovers:

FIU:	5 (2 INTs/3 fumbles) - at UTSA	10/11/14
Opp:	5 (3 INTs/2 fumbles) - Middle Tennessee	11/15/14

Team had six (6) turnovers:

FIU:	7 (5 INTs/2 fumbles) - at Arkansas	10/27/07
Opp:	6 (4 INTs/2 fumbles) - at UAB	9/27/14

Team lost three (3) fumbles:

FIU:	3 - at UCF	8/31/17
Opp:	3 - Western Kentucky	11/24/14

Team lost six (6) fumbles:

FIU:	6 - North Texas	10/15/05
Opp:	Never (High of 4 - twice - last Wagner)	9/6/14

Team recovered an onside kick:

FIU:	1 - at WKU	10/27/18
Opp:	1 - at Louisiana Tech	9/20/19

PENALTIES

Team was penalized 10 times:

FIU:	11 - Tulane	10/14/17
Opp:	10 - at UCF	8/31/17

Team was not penalized:

FIU:	Never (Record low 2 - at Troy)	10/18/03
Opp:	vs Rice	10/20/18

SCORING

Individual scored three touchdowns:

FIU:	James Morgan (3, two passing, one rushing) - at Louisiana Tech	9/20/19
Opp:	Justin Henderson (3, all rushing) - at Louisiana Tech	9/20/19

Individual scored four touchdowns:

FIU:	Anthony Jones (4, Three rushing, one receiving) - vs Charlotte	10/12/19
Opp:	Anthony Wales (4) - at WKU	11/5/16

Individual caught two touchdown passes:

FIU:	Anthony Jones (2) - at Charlotte	11/17/18
Opp:	Jon'Vea Johnson (2) - vs Toledo	12/21/18

Individual caught three touchdown passes:

FIU:	Bryce Singleton (3) - UMass	12/2/17
Opp:	Austin Duke (3) - Charlotte	11/7/15

Individual rushed for three touchdowns:

FIU:	Anthony Jones (3) - vs Charlotte	10/12/19
Opp:	Justin Henderson (3) - at Louisiana Tech	9/20/19

Individual kicked three field goals:

FIU:	Jose Borregales - vs UTEP	10/19/19
Opp:	Nice Rice - Old Dominion	11/11/17

Individual kicked four or more field goals:

FIU:	Dustin Rivest (5) - Arkansas State	11/08/08
Opp:	Bailey Hale (5) - at Louisiana Tech	9/20/19

Individual kicked a 50-yard field goal:

FIU:	Jose Borregales (53) - vs Middle Tennessee	10/13/18
Opp:	Greg Joseph (50) - Florida Atlantic	10/1/16

Individual returned a kickoff for a touchdown:

FIU:	Richard Leonard (100 yards) - at Florida Atlantic	11/16/12
Opp:	Carlos Henderson (92 yards) - LA Tech	10/22/16

Individual returned a punt for a touchdown:

FIU:	Maurice Alexander (90 yards) - vs UMass	10/4/19
Opp:	Deandre Reaves (69 yards) - at Marshall	11/14/15

Individual returned an interception for a touchdown:

FIU:	Rishard Dames (80 yards) - vs WKU	9/7/19
Opp:	J. Crawford (33 yards) - Indiana	9/1/18

Individual returned a fumble for a touchdown:

FIU:	Sage Lewis (61 yards) - at Charlotte	11/17/18
Opp:	Andrew Power (29 yards) - North Texas	9/1/11

Individual recovered a fumble in end zone for a TD:

FIU:	Chance Attaway - at Middle Tennessee	9/29/07
Opp:	Ryan Downing - North Texas	9/1/11

Individual returned/recovered a blocked punt for a TD:

FIU:	Kenyatta Anderson (23 yards) - Charlotte	11/7/15
Opp:	Mar Drayton (0 yards) - vs Marshall	11/24/18

Individual returned/recovered a blocked FG for a TD:

FIU:	Never	
Opp:	Ross Cockrell (75 yards) - Duke	9/1/12

Individual returned a blocked PAT for a touchdown:

FIU:	Zach Davis - vs. Florida AGM	11/27/04
Opp:	Never	

Team scored a two-point conversion:

FIU:	vs Marshall (M. Alexander pass to C. Alexander)	11/24/18
Opp:	vs Toledo (Eli Peters pass to Cody Thompson)	12/21/18

Team scored a safety:

FIU:	vs UTEP	10/19/19
Opp:	at UCF	8/31/17

Team recorded a shutout:

FIU:	vs UMass (44-0)	10/4/19
Opp:	at Marshall (52-0)	11/14/15

Team scored 28 points in a quarter:

FIU:	28 (2nd) - UMass	9/15/18
Opp:	28 (4th) - vs Florida Atlantic	11/3/18

Team scored 40 points in a half:

FIU:	42 (1st) - vs UMass	9/15/18
Opp:	40 (1st) - at Maryland	8/31/13



BUTCH DAVIS

13TH SEASON OVERALL (84-55) ■ 3RD SEASON AT FIU (21-12)

FIU NOTABLES ON COACH DAVIS

- The Panthers have broke or tied 102 school records under Davis
- Broke single-season school record in wins (9) in 2018
- Most wins by FIU coach in first two seasons (17)
- Has guided FIU to back-to-back bowl berths
- His .649 career win percentage ranks 8th highest among active coaches
- Coached FIU's first QB taken in NFL Draft, Alex McGough (Seahawks - 7th Round)

On Nov. 15, 2016, Butch Davis was named the fourth head coach of the FIU football program, returning to South Florida where he made a name for himself as one of the premier minds in football. Davis will enter his third season at FIU in 2019.

In just two short seasons, Davis has transformed the football program and has instilled a winning tradition at FIU after taking the Panthers to back-to-back bowl appearances and setting a school-record for wins (9) in 2018. Davis has also won 17 games in his first two seasons at the helm, which is the most by any Panther football coach in his first two seasons.

Under Davis, the Panthers have broke or tied 102 school records the legendary coach rewrites the FIU history book. The Panthers have set single-season records in points (450), touchdowns (58), total yards (5,480), rushing touchdowns (27), passing touchdowns (27), passing yards (3,194) just to name a few.

In 2018, the Panthers capped the season with a 35-32 victory over Toledo at the Makers Wanted Bahamas Bowl as FIU finished the year with a school-best 9-4 mark. Additionally, the Panthers earned a 6-2 record in C-USA action, which was also a school record. The Panthers broke records statistically as well, most notably on the offensive side as FIU set new season marks in points (450), touchdowns (58), total offense (5,480), yards per play (6.38), passing touchdowns (27), passing yards (3,194), passer efficiency (154.7), completion percentage (65.5), yards per pass (8.3), rushing touchdowns (27), yards per rush (4.80) and sacks allowed (8).

Nationally, the Panthers ranked in the Top 10 among FBS schools for sacks allowed (3rd overall, 8 allowed), tackles for loss allowed (4th overall, 3.77), fumbles lost (9th overall, five lost) and turnovers lost (9th overall, 13 lost) in 2018. The FIU air attack was also highly ranked nationally, with the Panthers' passer efficiency of 154.7 ranking 12th in the country, while FIU's 34.6 points per game ranked 27th overall. Davis also saw a school-record 17 Panthers earn All-CUSA honors, highlighted by first team selections Sage Lewis and Maurice Alexander.

Much of 2018's success on offense was due to quarterback James Morgan, who Davis coached to a C-USA Newcomer of the Year honor in his first season with the Panthers. Morgan set single-season records for touchdowns responsible for (27), total offense (2,708), passing touchdowns (26), passing yards (2,727) and passer efficiency (157.6).



In Davis' first season at FIU, the Panthers matched a school record in wins (8), before later breaking the mark in 2018. The Panthers also earned the school's first bowl berth since the 2011 season as FIU played Temple in the Bad Boy Mowers Gasparilla Bowl. The 8-5 mark during the regular season was the best record of any first-year head coach at FIU.

FIU finished the 2017 regular season leading the nation in red zone scoring offense converting 98 percent of its red-zone chances (39-of-40), which includes 30 touchdowns. Davis' 2017 FIU squad not only matched the school record in wins, but the 2017 Panthers finished the regular season throwing for the second-most yards (3,031) and rushing for the third-most yards (2,069) in school history. The offense also totaled the third-most yards (5,100) and FIU scored the third-most points (333) in a season. Defensively, the Panthers' 28.0 sacks ranked third in a single-season and the 75 tackles for loss tied for seventh overall. Davis also saw 12 Panthers earn All-CUSA honors highlighted by first team selection Thomas Owens.

Davis, the fourth head coach in FIU history, has compiled a 95-52 overall record in 12 years as a college head coach, including three BIG EAST Championships while coaching the University of Miami. In that span, Davis recruited and/or coached more than 120 players that made it to the NFL, 36 of which were first-round draft picks. Davis coached in the NFL for four years and is still the only coach to take the expansion Cleveland Browns to the playoffs.



"To say we are excited to have Butch Davis as our head coach at FIU is an understatement," Garcia said. "There is no doubt that he will take FIU football to new heights."

"I can't tell you how excited I am to be the head coach at FIU," Davis said. "I love this opportunity. I am grateful to be here. I look at this challenge as one that has no limits for the ceiling. When I think about FIU, there is unbelievable passion. If you are looking for an opportunity to get back into coaching, you could not envision a better opportunity than FIU. It's got great academic reputation. In its own backyard, it's got great athletes in this state. One of the things that sold me was there are 200,000 alumni in Broward and Dade County. We have to unite those fans and those alums and get them back in that stadium."

During his 12-year collegiate coaching career, Davis guided his teams to nine bowl games, winning six of them, including a 37-20 victory over the Florida Gators in the 2001 Sugar Bowl. Davis comes to FIU after serving as a college football studio analyst, while also contributing to coverage on College Football Live, ESPN Radio, ESPN.com and SportsCenter since 2014.

Before joining ESPN, Davis served as a consultant to the head coach for the Tampa Bay Buccaneers during the 2012 and '13 seasons. Prior to that, Davis had a long successful coaching career, including head coaching positions with the University of North Carolina (2007-10), the Cleveland Browns (2001-04) and the University of Miami (1995-2000).

From 1979-94, Davis had a successful 15-year association with Jimmy Johnson, first as a receivers and tight ends coach at Oklahoma State University (1979-83), then as a defensive line coach at the University of Miami and ending with the Dallas Cowboys, where he started as a defensive line coach and was promoted to defensive coordinator. His tenure included two of Dallas' Super Bowl titles.

After graduating college, Davis spent 1973-78 as a coach and biology and anatomy teacher on the high school level. A native of Bixby, Oklahoma, Davis graduated from the University of Arkansas in 1974, where he played tight end and defensive end for the Razorbacks under Head Coach Frank Boyles.

YEAR-BY-YEAR COLLEGIATE COACHING HISTORY

YEAR	TEAM	RECORD	BOWL GAME	OPPONENT (RESULT)	FINAL RANKINGS	SEASON NOTES
2018	FIU	9-4	Bahamas Bowl	Toledo (W/35-32)	NR	Broke school record with 9 wins/Second bowl win in FIU history
2017	FIU	8-5	Gasparilla Bowl	Temple (L/28-3)	NR	Tied school record 8 wins/First FIU Bowl bid since 2011
2010	North Carolina	8-5	Music City Bowl	Tennessee (W/30-27)	NR	First bowl victory for UNC in nine seasons
2009	North Carolina	8-5	Meineke Car Care Bowl	Pittsburgh (L/19-17)	NR	UNC made back-to-back bowl games for first time in a decade
2008	North Carolina	8-5	Meineke Car Care Bowl	West Virginia (L/31-30)	NR	Back in rankings for the first time since 2001
2007	North Carolina	4-8			NR	
2000	Miami (Fla.)	11-1	Sugar Bowl	Florida (W/37-20)	#2 Coaches/#2 AP	Big East champs/Beat No. 1 FSU and No. 2 Virginia Tech
1999	Miami (Fla.)	9-4	Gator Bowl	Georgia Tech (W/28-13)	#15 Coaches/#15 AP	Earned win over No. 9 Ohio State
1998	Miami (Fla.)	9-3	Micron PC Bowl	NC State (W/46-23)	#21 Coaches/#20 AP	Upset No. 3 UCLA
1997	Miami (Fla.)	5-6			NR	
1996	Miami (Fla.)	9-3	Carquest Bowl	Virginia (W/31-21)	#14 Coaches/#14 AP	Big East co-champs
1995	Miami (Fla.)	8-3			#20 AP	Big East co-champs



NOTABLE COACHING HISTORY

Years	Team	HC Record	Title
2017-present	FIU	17-9	Head Coach
2007-10	North Carolina	28-23	Head Coach
2001-04	Cleveland Browns (NFL)	24-35	Head Coach
1995-2000	Miami (Fla.)	51-20	Head Coach
1989-94	Dallas Cowboys (NFL)	N/A	Assistant DL (1989-92) DC/LB (1993-94)
1984-88	Miami (Fla.)	N/A	Assistant (DL)
1979-83	Oklahoma State	N/A	Assistant (TE/WR)

OTHER COACHING HISTORY

Years	Team	Title
1978	Tulsa Rogers (Okla.) H.S.	Head Coach
1976-77	Sand Springs (Okla.) H.S.	Assistant (DL, DLB)
1974-75	Pawhuska (Okla.) H.S.	Assistant (Offensive, DL)
1973	Fayetteville (Ark.) H.S.	Volunteer Assistant (WR)

SUPER BOWL WINS BY DAVIS

Dallas Cowboys, Super Bowl XXVII vs. Buffalo (assistant coach)
 Dallas Cowboys, Super Bowl XXVIII vs. Buffalo (defensive coordinator)

NFL 1ST ROUND DRAFT PICKS COACHED OR RECRUITED BY DAVIS

Miami (28): Ray Lewis (LB), Yatil Green (WR), **Kennard Lang (DE)***, Kenny Holmes (DE), Duane Starks (CB), Edgerrin James (RB), Bubba Franks (TE), Dan Morgan (LB), **Damion Lewis (DT)***, Santana Moss (WR), Reggie Wayne (WR), Bryant McKinnie (DT), Jeremy Shockey (TE), Phillip Buchannon (CB), Ed Reed (S), Mike Rumph (CB), Andre Johnson (WR), Jerome McDougle (DE), Willis McGahee (RB), William Joseph (DT), Sean Taylor (S), Kellen Winslow (TE), Jonathan Vilma (LB), D.J. Williams (LB), Vernon Carey (DT), Vince Wilfork (DT), Antrel Rolle (CB), Kelly Jennings (CB)

North Carolina (7): Kentwan Balmer (DT), Hakeem Nicks (WR), Robert Quinn (DE), Quinton Coples (DE), Jonathan Cooper (OG), Sylvester Williams (DT), Eric Ebron (TE)

OFFENSIVE RECORDS BROKE SINCE THE ARRIVAL OF DAVIS

INDIVIDUAL – SINGLE GAME

Total Offense Gained: 403 - Alex McGough vs. UMass (12/2/17)
 Passing Yards Gained Per Attempt: 24.4 - James Morgan vs. UAPB (9/29/18)
 Passing Yards Gained Per Completion: 37.9 - James Morgan vs. UAPB (9/29/18)
 Passing Efficiency Rating: 363.2 - James Morgan vs. UAPB (9/29/18)
 TD Receptions: 3 - Bryce Singleton vs. UMass (12/2/17)
 Most Rushing Yards by a QB: 187 - Kaylan Wiggins vs. New Hampshire (9/14/19)

INDIVIDUAL – SEASON

TDs Responsible For: 27 - James Morgan (2018)
 Total Offensive Yards: 3,029 - Alex McGough (2017)
 Total Offensive Yards Per Play: 7.67 - James Morgan (2018)
 Passing TDs: 26 - James Morgan (2018)

Passing Yards: 2,798 - Alex McGough (2017)
 Passing Efficiency Rating: 157.6 - James Morgan (2018)

INDIVIDUAL – CAREER

TDs Responsible For: 81 - Alex McGough (2014-17)
 Total Offensive Yards: 9,626 - Alex McGough (2014-17)
 Rushing Yards: 3,063 - Alex Gardner (2014-17)
 Rushing Attempts: 685 - Alex Gardner (2014-17)
 Passing TDs: 65 - Alex McGough (2014-17)

TEAM – SINGLE GAME

Points Scored: 63 vs. UMass (12/2/17), 63 vs. UMass (9/15/18)
 Total TDs: 9 vs. UMass (12/2/17), 9 vs. UMass (9/15/18)
 Total Offense Gained: 674 vs. UMass (12/2/17)
 All-Purpose Yards Gained: 781 vs. UMass (9/15/18)
 Highest Average Gain Per Play: 12.8 vs. UAPB (9/29/18)
 Rushing TDs Scored: 6 vs. UMass (12/2/17)

Passes Completed: 35 vs. Old Dominion (11/11/17)
 Passing Yards Per Attempt: 30.2 vs. UAPB (9/29/18)
 Passing Efficiency Rating: 311.6 vs. UAPB (9/29/18)

TEAM – SINGLE GAME

Most Points: 450 (2018)
 TDs Scored (Off/Def/ST): 58 (2018)
 TDs Responsible For: 85 (2018)
 Total Offensive Yards: 5,480 (2018)
 Total Offense Per Game: 421.5 (2018)
 Total Offense Per Play: 6.4 (2018)
 Rushing TDs: 27 (2018)
 Passing TDs: 27 (2018)
 Passing Yards: 3,194 (2018)
 Average Yards Per Pass: 8.3 (2018)
 Passing Completion Percentage: 65.5 (2018)
 Passing Efficiency Rating: 154.7 - James Morgan (2018)

1



Maurice ALEXANDER

WR | 5-11 | 180 | R-Sr.
Florida City, Florida
Booker T. Washington HS

- 2018 All-CUSA First Team as a punt returner
- Finished first on team with 40 catches, second with 5 receiving TDs in 2018
- Became first Panther in school history to score a TD receiving and special teams in same game (UMass - 9/15)

2



Anthony JONES

RB | 5-11 | 215 | R-Sr.
Miami, Florida
Miami Central HS

- 2018 All-CUSA Honorable Mention
- Scored three TDs in 2018 Bahamas Bowl
- Missed seven games after being shot, before returning vs. FAU
- Brother of NFL running back Dalvin Cook (Minnesota Vikings)

3



Sage LEWIS

LB | 6-1 | 240 | R-Sr.
Opa-Locka, Florida
Monsignor Pace HS

- 2018 All-CUSA First Team for defense
- Broke single season FIU records for tackles (132) & solos (83)
- Ranked 1st in C-USA for tackles & solos, 20th & 10th in nation
- Among 2019 returnees, his 2018 tackle totals ranks 4th in nation

4



Isaiah BROWN

CB | 6-1 | 185 | Sr.
Tampa, Florida
Tampa Bay Tech

- Played in 12 games last season, making two starts on defense in 2018
- Snagged two INTs on the year
- Earned five pass breakups to rank third on the team

10



Olin CUSHION III

S | 5-8 | 176 | Sr.
Miami, Florida
Miami Central HS

- Ranked third on team in total tackles (65) and solos (43)
- Appeared in 13 games last season, making 11 starts at safety
- Forced 1st career fumble vs. Toledo (12/21) in Bahamas Bowl
- Had game-sealing INT vs. Middle Tennessee (10/13/18)

12



James MORGAN

QB | 6-4 | 213 | R-Sr.
Green Bay, Wisconsin
Ashwaubenon HS/Bowling Green

- 2018 C-USA Newcomer of the Year, 2018 All-CUSA HM Team
- Broke FIU single-season records for passing TDs (26), pass efficiency (157.6) and total offense per play average (7.67)
- Played & started in 12 games in his 1st season at FIU after graduating at Bowling Green in the Spring of 2018.

15



Austin MALONEY

WR | 5-11 | 190 | R-Sr.
Miami, Florida
Miami Christopher Columbus HS

- Earned a pair of All-CUSA Honorable Mention selections last season as a wide receiver and a kick returner
- Appeared in 13 games, making 10 starts at wideout for FIU
- Finished second on the team in receiving touchdowns (5), receiving yards

19



Shemar THORNTON

WR | 5-11 | 182 | Jr.
Miami, Florida
Hallandale HS

- Appeared in 10 games last season, making one start at UTSA (11/10)
- Battled through injuries for much of his sophomore season
- Earned a career-high four catches for 61 yards at Charlotte (11/17)
- Played on both sides of the ball at Hallandale HS

21



Stantley THOMAS-OLIVER III

CB | 6-2 | 184 | Sr.
Punta Gorda, Florida
Charlotte HS

- All-CUSA Honorable Mention as a cornerback in 2018
- Played 13 games, making 11-straight starts at CB to close out the season
- Earned one INT and a team-high 10 pass breakups
- Made switch from WR to CB, earned spot on 2016 C-USA All-Freshman

23



Napoleon MAXWELL

RB | 6-0 | 215 | R-Sr.
St. Petersburg, Florida
Admiral Farragut Academy

- Appeared in 13 games, making four starts in the backfield in 2018
- Ranked first on the team in rushing TDs (7), attempts (128), & yards (684)
- Rushed for 104 yards vs. UMass (9/15) and 102 at Charlotte (11/17) in 2018
- Missed 2015 & 2016 seasons due to injury

24



D'Vonte PRICE

RB | 6-2 | 194 | Jr.
Punta Gorda, Florida
Charlotte HS

- Played in 13 games last season, making three starts in the backfield
- Price's yard-per-carry average (6.2) ranked second overall in C-USA
- Ranked third on the team in rushing TDs (5), second in rush yards (560), and third in rush attempts (90)

30



Jose BORREGALES

K | 5-10 | 206 | R-Jr.
Miami, Florida
Booker T. Washington HS

- 2018 All-CUSA Honorable Mention, 2018 Lou Groza Semifinalist
- His 53-yard FG vs. Middle Tennessee (10/13/18) broke a FIU school record
- Holds the FIU season record for PATs made with 54 in 2018
- Earned 2017 All-CUSA Honorable Mention

35



Rishard DAMES

DB | 5-11 | 165 | Jr.
Miami, Florida
Booker T. Washington HS

- Played in all 13 games last season in the defensive secondary
- Earned two INTs on the year
- Twin brother of Richard Dames
- Played for Tim Harris Sr. at Booker T. Washington HS

38



Richard DAMES

DB | 5-11 | 185 | Jr.
Miami, Florida
Booker T. Washington HS

- 2018 All-CUSA Honorable Mention on defense
- Played in all 13 games, making four starts on defense
- Earned three INTs, five pass breakups and one QB hurry
- Twin brother of Rishard Dames

55



Shane MCGOUGH

OL | 6-2 | 302 | R-Jr.
Tampa, Florida
Gaither HS

- 2018 All-CUSA Honorable Mention on offense
- Played in all 13 games last season, making nine starts at right guard
- Part of OL that allowed a FIU record-low eight sacks in 2018
- Brother of former FIU great and NFL QB Alex McGough (2014-17)

60



Dallas CONNELL

C | 6-3 | 300 | Sr.
Jacksonville, Florida
First Coast HS

- 2018 All-CUSA Honorable Mention Team on offense
- Played and started in 12 games last season at center
- Part of OL that allowed a FIU record-low eight sacks in 2018
- Played in 13 games as a junior, starting in 12 of those

77



D'Antne DEMERY

OT | 6-5 | 320 | Jr.
Brunswick, Georgia
Brunswick HS/ Hutchinson CC

- 2018 All-CUSA Honorable Mention on offense
- Played and started in 11 games last season at offense tackle
- Part of OL that allowed a FIU record-low eight sacks in 2018
- Transferred to FIU from Hutchinson CC in Kansas

88



Sterling PALMER

TE | 6-6 | 235 | So.
Midlothian, Virginia
Fork Union Military

- 2018 C-USA All-Freshman Team, 2018 ESPN All-Bowl Team
- Played in all 13 games as a true freshman, starting 10 times at TE
- Caught 26 passes for 279 yards and two TDs
- Earned 64 yards receiving and a TD vs. Toledo in 2018 Bahamas Bowl
- Father, Sterling Palmer Sr., played football at Florida State and NFL

90



Noah CURTIS

DE | 6-5 | 248 | Jr.
Delray Beach, Florida
American Heritage

- 2018 All-CUSA Honorable Mention Team on defense
- Played 13 games last season, making 11 starts at DE
- Earned 49 tackles, 22 solos, 3.5 TFL and 1.5 sacks in 2018
- Ranked first among FIU defensive line for tackles

93



Teair TART

DT | 6-3 | 290 | R-Sr.
Philadelphia, Pennsylvania
West Philadelphia HS/ Ellsworth CC

- Played in 12 games in his first season at FIU, making two starts in 2018
- Earned 16.5 tackles, seven TFL, four sacks, one forced fumble, and one pass breakup in 2018
- Transferred to FIU from Ellsworth CC, was a four-star prospect



RICCARDO SILVA STADIUM

Designed by Rossetti Architects, the stadium has a 6,500-square-foot Panther Club on the ground level, an upper concourse for additional fan seating and concessions, a jumbotron scoreboard, and 19 luxury suites. Seating includes chair-back seats and bench seating, all with backrests.

FIU Community Stadium was the first dedicated sports facility at the school, replacing Tamiami Field. Construction officially began on July 24, 1994 and the facility opened on September 24, 1995, as a 7,500-seat football and track stadium. It was built as a joint venture between FIU, Miami-Dade County Public Schools, Miami-Dade Parks, and the Miami-Dade County Youth Fair.

In anticipation of the inaugural FIU Golden Panthers football season in fall 2002, the university placed movable bleachers around the stadium's all-weather running track in 2001, which increased the stadium's capacity to 17,000 seats.

In 2007, the university announced a major expansion and redesign for FIU Stadium. The redesign of FIU Stadium would increase the stadium's capacity to 45,000 fans, to be built in phases. For the first phase of the expansion, the school demolished a large portion of the original 1995 stadium.

The west, south and east sides of FIU Stadium were taken down and construction began on the new, permanent stadium. The expansion was completed in September 2008 for the 2008 football season. Phase one increased the stadium's capacity from 17,000 fans to 18,000, including 1,500 club seats. During construction, the 2007 football team played its home games in the Miami Orange Bowl.

The new facility opened for the first home game of the 2008 football season against the South Florida Bulls on Sept. 20. The Panthers lost 17-9 in front of a crowd of 16,717. The team won its first game in the new stadium FIU finished its first season in the new stadium with three wins and two losses.

In 2009, the university began the second phase of the stadium expansion, which included the construction of a new football field house. Renovations were completed in 2012 and the capacity increased to 20,000 seats.

In April 2011, the field was named Alfonso Field after alumnus David F. Alfonso. The facility also includes a two-story, 50,000-square-foot field house, named for trustee R. Kirk Landon, which includes a 14,000-square-foot weight room. The stadium also includes 8,500 square feet of locker rooms, an equipment room, a full-service athletic training facility, a ticket office, a merchandise area, and an FIU Athletics Hall of Fame.

In 2017, the university agreed to a five year deal to rename the stadium after Riccardo Silva, part owner of Miami FC, which also plays at the stadium. Before the deal, Silva had donated \$3.76 million for various improvements to the stadium including a new playing surface and Jumbotron video scoreboard.

The newly re-named stadium's home opener featured a performance by Grammy nominated Latin star Maluma. Maluma returned to the stadium in April 2018 to record the video for the Spanish language version of Jason Derulo's World Cup 2018 anthem.

ATTENDANCE

TOP 20 HOME CROWDS

Rnk.	Att.	Opp.	Stadium	Date
1.	22,682	Duke	FIU Stadium	10/1/11
2.	*21,010	Florida A&M	Orange Bowl Stadium	11/27/04
3.	20,205	UCF	FIU Stadium	9/17/11
4.	19,872	Rutgers	FIU Stadium	9/11/10
5.	17,961	Old Dominion	FIU Stadium	10/24/15
6.	17,568	North Texas	FIU Stadium	9/1/11
7.	17,378	FAU	FIU Stadium	11/12/11
8.	17,314	Saint Peter's	FIU Stadium	8/29/02
9.	17,031	ULM	FIU Stadium	11/6/10
10.	16,961	East Carolina	FIU Stadium	11/2/13
11.	16,780	Louisiana	FIU Stadium	9/24/11
12.	16,730	Middle Tenn.	FIU Stadium	12/3/05
13.	16,717	No. 12 USF	FIU Stadium	9/20/08
14.	16,628	Middle Tenn.	FIU Stadium	12/4/10
15.	16,567	NC Central	FIU Stadium	9/19/15
16.	16,512	Florida A&M	FIU Stadium	10/1/05
17.	15,891	Marshall	FIU Stadium	11/23/13
18.	15,852	Troy	FIU Stadium	10/25/11
19.	15,823	UCF	FIU Stadium	9/6/13
20.	15,696	UAB	FIU Stadium	10/12/13

* - FIU was designated home team for Orange Blossom Classic

YEAR-BY-YEAR HOME ATTENDANCE

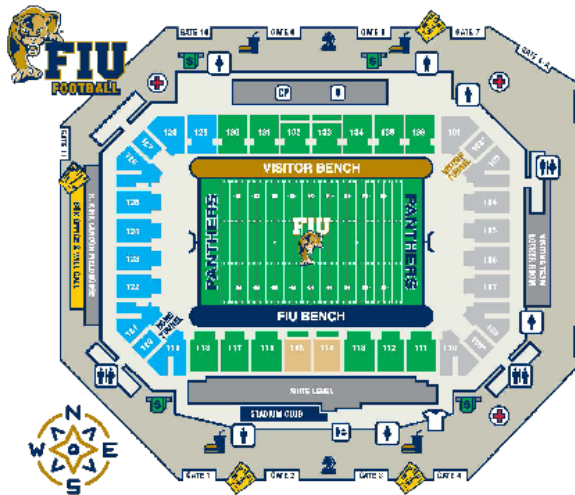
Year	Home Att.	Dates	Avg.
2002	54,353	7	7,765
2003	42,435	6	7,072
2004	50,473	5	10,095
2005	77,385	5	15,477
2006	76,552	5	15,110
2007	39,909	5	7,982
2008	69,261	5	13,852
2009	51,018	5	10,204
2010	82,724	5	16,545
2011	110,465	6	18,411
2012	81,806	6	13,634
2013	92,728	6	15,453
2014	95,728	8	11,966
2015	76,907	5	15,381
2016	117,526	7	16,789
2017	100,002	7	14,286
2018	109,797	7	15,685



Pete Garcia and Riccardo Silva at the ceremony when FIU named its football stadium, Riccardo Silva Stadium, on April 3, 2017

On April 3, 2017, the FIU Athletic Department and Executive Director of Sports and Entertainment Pete Garcia renamed FIU Stadium to Riccardo Silva Stadium. The decision to name the stadium is in recognition of the support given by Riccardo Silva to the FIU Athletic Department since 2015.

Many significant improvements made to the facility, with completion of two major projects. The first is the installation of a new state-of-the-art playing surface. The new surface, FieldTurf's Revolution 360, features fibers that provide for optimal durability, resilience and feel and is used by many top venues.



Riccardo Silva Stadium Address
 11200 SW 8th Street
 Miami, FL 33199
 Modesto A. Maidique Campus

DIRECTIONS

From Miami International Airport:
 Take the I-836 WEST exit from the Airport
 Follow the I-836 to the Florida Turnpike
 Take the Florida Turnpike SOUTH exit
 Follow the Florida Turnpike SOUTH to the Bird Road exit (SW 40th Street)
 Take the SW 40th Street exit EAST to SW 117th Avenue
 Turn left onto SW 117th Avenue
 Follow SW 117th Avenue north to SW 2100 Block
 At Miami Dade Fair & Exposition back entrance, turn right

From W Palm Beach/Broward County or the Florida Turnpike north:
 Take the Florida Turnpike SOUTH
 Follow the Florida Turnpike SOUTH to the Bird Road exit (SW 40th Street)
 Take the SW 40th Street exit EAST to SW 117th Avenue
 Turn left onto SW 117th Avenue
 Follow SW 117th Avenue north to SW 2100 Block
 At Miami Dade Fair & Exposition back entrance, turn right

SEATING	GATE INFORMATION	ACCOMMODATIONS
CLUB LEVEL	GATE 1	TICKET SALES
SIDELINE	GATE 2	BOX OFFICE/WALK CALL
ENDZONE	GATE 3	GUEST SERVICES
STUDENT SECTION	GATE 4	CONCESSIONS
NON-ALCOHOL SECTION*	GATE 6	FIRST AID
	GATE 7	ATM
	GATE 8	RESTROOMS
	GATE 9	ELEVATORS
	GATE 10	MERCAN DISC
	GATE 11	RADIO BOOTH
		COMMAND POST



MR. PRO BOWL

T.Y. Hilton has become one of the NFL's best wideouts as he has earned four Pro Bowl appearances over his professional career. Among his other accomplishments, Hilton was named to the PFWA All-Rookie team and led the league in receiving yards with 1,448 in 2016. During his collegiate career at FIU, Hilton was a two-time All-Sun Belt First Team honoree and was named the Sun Belt Player of the Year in 2010 and Sun Belt Freshman of the Year in 2009.

NFL DRAFT HISTORY

Year	Player	Pos.	NFL Team	Round/Pick
2007	Antwan Barnes	LB	Baltimore Ravens	4th round, 134th pick
2007	Chandler Williams	WR	Minnesota Vikings	7th round, 233rd pick
2011	Anthony Gaitor	DB	Tampa Bay Buccaneers	7th round, 222nd pick
2012	T.Y. Hilton	WR	Indianapolis Colts	3rd round, 92nd pick
2013	Johnathan Cyprien	DB	Jacksonville Jaguars	2nd round, 33rd pick
2013	Tourek Williams	LB	San Diego Chargers	6th round, 179th pick
2017	Jonnu Smith	TE	Tennessee Titans	3rd round, 100th pick
2018	Alex McGough	QB	Seattle Seahawks	7th round, 220th pick

CURRENT NFL PLAYERS

FIU Years	Player	Pos.	Current/Last NFL Team	NFL Years Active
2008-11	T.Y. Hilton	WR	Indianapolis Colts	2012-present
2009-12	Johnathan Cyprien	DB	Atlanta Falcons	2013-present
2012-15	Jeremiah McKinnon*	DB	Philadelphia Eagles	2016-present
2012-16	Dieugot Joseph*	OL	Atlanta Falcons	2017-present
2013-16	Jonnu Smith	TE	Tennessee Titans	2017-present
2017	Pharoah McKeever*	TE	Green Bay Packers	2018-present
2014-17	Anthony Wint*	LB	New York Jets	2018-present
2014-17	Alex McGough	QB	Houston Texans	2018-present
2017-18	CJ Worton*	WR	Atlanta Falcons	2019-present
2015-18	Stone Wilson*	P	Miami Dolphins	2019-present

* - currently free agent after roster cuts

FIU PLAYERS TO REACH NFL

Player	Pos.
Antwan Barnes	LB
Rupert Bryan, Jr.	FB
Johnathan Cyprien	FS
Jose Cheeseborough	CB
Greg Ellingson	WR
Isame Faciane	DT
Anthony Gaitor	DB
Justin Halley	S
Caylin Hauptmann	OT
Greg Hickman	DT
T.Y. Hilton	WR
Dieugot Joseph	OL
Andy Leavine	OL
Richard Leonard	DB
Marshall McDuffie	DB
Alex McGough	QB
Pharoah McKeever	TE
Jeremiah McKinnon	DB
Junior Mertile	DB
Denzell Perine	DE
Chris Smith	CB
Jonnu Smith	TE
Kevin Timothee	DB
Nick Turnbull	DB
Michael Wakefield	LB
Jeremiah Weatherspoon	DB
Chandler Williams	WR
Tourek Williams	LB
Stone Wilson	P
Anthony Wint	LB
CJ Worton	WR



2019 COMBINED STATS



Date	Opponent	Score	Att.
Aug 29, 2019	at Tulane	L 14-42	16361
* Sep 07, 2019	WKU	L 14-20	13311
Sep 14, 2019	UNH	W 30-17	11756
* Sep 20, 2019	at Louisiana Tech	L 31-43	18782
Oct 05, 2019	UMASS	W 44-0	12746
* Oct 12, 2019	CLT	W 48-23	16834
*\ Oct 19, 2019	UTEP	W 32-17	13951

Record:	Overall	Home	Away	Neutral
All games	4-3	4-1	0-2	0-0
Conference	2-2	2-1	0-1	0-0
Non-Conference	2-1	2-0	0-1	0-0

Rushing	gp-gs	att	gain	loss	net	avg	td	lg	avg/g
JONES,A	7-6	102	520	8	512	5.0	7	65	73.1
MAXWELL,N	7-4	70	383	5	378	5.4	5	22	54.0
WIGGINS,K	6-1	37	323	39	284	7.7	3	70	47.3
PRICE,D	6-2	35	210	8	202	5.8	0	24	33.7
ALEXANDER,M	7-3	9	43	1	42	4.7	0	14	6.0
JOSEPH,L	3-0	8	42	0	42	5.2	0	9	14.0
PETERSON,S	6-0	7	26	1	25	3.6	0	6	4.2
TOWNSEND,D	6-0	1	1	0	1	1.0	0	1	0.2
Total	7	290	1586	121	1465	5.1	16	70	209.3
Opponents	7	265	1447	181	1266	4.8	11	50	180.9

Team Statistics	FIU	OPP
FIRST DOWNS	150	135
Rushing	71	76
Passing	66	50
Penalty	13	9
RUSHING YARDAGE	1465	1266
Rushing Attempts	290	265
Average Per Rush	5.1	4.8
Average Per Game	209.3	180.9
TDs Rushing	16	11
PASSING YARDAGE	1393	1291
Comp-Att-Int	106-178-2	106-189-7
Average Per Pass	7.8	6.8
Average Per Catch	13.1	12.2
Average Per Game	199.0	184.4
TDs Passing	8	7
TOTAL OFFENSE	2858	2557
Average Per Play	6.1	5.6
Average Per Game	408.3	365.3
KICK RETURNS: #-Yards	16-296	15-338
PUNT RETURNS: #-Yards	7-216	7-16
INT RETURNS: #-Yards	7-99	2-18
FUMBLES-LOST	8-3	10-3
PENALTIES-Yards	30-303	53-512
PUNTS-AVG	26-43.9	34-43.6
TIME OF POSSESSION/Game	28:34	31:05
3RD-DOWN Conversions	39/91	36/94
4TH-DOWN Conversions	9/13	5/7

Passing	gp-gs	effic	comp-att-int	pct	yds	td	lg	avg/g
MORGAN,J	7-6	144.87	92-150-2	61.3	1225	8	61	175.0
WIGGINS,K	6-1	108.12	14-26-0	53.8	168	0	40	28.0
ALEXANDER,M	7-3	0.00	0-1-0	0.0	0	0	0	0.0
TEAM	4-0	0.00	0-1-0	0.0	0	0	0	0.0
Total	7	137.87	106-178-2	59.6	1393	8	61	199.0
Opponents	7	118.28	106-189-7	56.1	1291	7	86	184.4

Interceptions	no.	yds	avg	td	lg
DAMES,RISHARD	3	90	30.0	1	80
LEWIS,S	2	9	4.5	0	5
HALL,D	1	0	0.0	0	0
REYNOLDS,D	1	0	0.0	0	0

Receiving	gp-gs	no.	yds	avg	td	lg	avg/g
THORNTON,S	7-5	23	263	11.4	4	31	37.6
GAITER,T	7-3	22	307	14.0	1	31	43.9
MALONEY,A	7-4	17	338	19.9	1	45	48.3
ALEXANDER,M	7-3	16	143	8.9	0	40	20.4
PALMER,S	7-0	10	121	12.1	0	35	17.3
JONES,A	7-6	8	114	14.2	2	61	16.3
MAXWELL,N	7-4	6	63	10.5	0	23	9.0
GASKIN,C	3-0	2	17	8.5	0	18	5.7
WILLIAMS,K	6-3	1	15	15.0	0	15	2.5
O'MEARA,D	7-4	1	12	12.0	0	12	1.7
Total	7	106	1393	13.1	8	61	199.0
Opponents	7	106	1291	12.2	7	86	184.4

Punting	no.	yds	avg	lg	tb	fc	i20	50+	blk
HEATHERLY,T	23	1048	45.6	60	2	5	8	11	0
LEO,T	2	93	46.5	56	0	2	1	1	0
TEAM	1	0	0.0	0	0	0	0	0	1

Field Goals	fg	pct.	01-19	20-29	30-39	40-49	50-99	lg	blk
BORREGALES,J	8-12	66.7	0-0	3-3	3-7	2-2	0-0	46	0

Punt Returns	no.	yds	avg	td	lg
ALEXANDER,M	6	172	28.7	1	90
GAITER,T	1	34	34.0	0	34
PROPHETE,D	0	10	0.0	1	10
Total	7	216	30.9	2	90
Opponents	7	-16	-2.3	0	15

Scoring	td	fg	PAT			dxp	saf	pts
			kick	rush	rcv			
JONES,A	9	-	-	-	-	-	-	54
BORREGALES,J	-	8-12	25-27	-	-	-	-	49
MAXWELL,N	5	-	-	-	-	-	-	30
THORNTON,S	4	-	-	-	-	-	-	24
WIGGINS,K	3	-	-	-	-	-	-	18
DAMES,RISHARD	1	-	-	-	-	-	-	6
PROPHETE,D	1	-	-	-	-	-	-	6
ALEXANDER,M	1	-	-	-	-	-	-	6
MALONEY,A	1	-	-	-	-	-	-	6
GAITER,T	1	-	-	-	-	-	-	6
MORGAN,J	1	-	-	-	-	-	-	6
TEAM	-	-	-	-	-	-	1	2
Total	27	8-12	25-27	-	-	-	1	213
Opponents	19	10-11	18-19	-	-	-	-	162

Kick Returns	no.	yds	avg	td	lg
MALONEY,A	10	233	23.3	0	30
PRICE,D	4	47	11.8	0	19
MAXWELL,N	2	16	8.0	0	12
Total	16	296	18.5	0	30
Opponents	15	338	22.5	1	45

Score by Quarters	1st	2nd	3rd	4th	OT	Total
FIU	41	76	58	38	0	213
Opponents	41	48	44	29	0	162

All Purpose	g	rush	rcv	pr	kr	ir	total	avg/g
JONES,A	7	512	114	0	0	0	626	89.4
MALONEY,A	7	0	338	0	233	0	571	81.6
MAXWELL,N	7	378	63	0	16	0	457	65.3
ALEXANDER,M	7	42	143	172	0	0	357	51.0
GAITER,T	7	0	307	34	0	0	341	48.7
WIGGINS,K	6	284	0	0	0	0	284	47.3
THORNTON,S	7	0	263	0	0	0	263	37.6

2019 TEAM STATS



Date	Opponent	Rushing				Receiving				Passing				Kick Returns				Punt Returns				tot off		
		no.	yds	td	lg	no.	yds	td	lg	cmp	att	int	yds	td	lg	no.	yds	td	lg	no.	yds		td	lg
Aug 29	at Tulane	26	59	1	12	19	233	1	35	19	34	1	233	1	35	2	25	0	21	0	0	0	0	292
Sep 07	WKU	46	151	1	18	5	66	0	40	5	18	0	66	0	40	1	12	0	12	3	29	0	18	217
Sep 14	UNH	52	310	3	70	12	127	0	26	12	19	0	127	0	26	3	61	0	22	2	47	1	34	437
Sep 20	at Louisiana Tech	26	132	2	21	29	394	2	45	29	41	1	394	2	45	6	107	0	30	0	0	0	0	526
Oct 05	UMASS	55	278	2	47	19	263	2	30	19	33	0	263	2	30	0	0	0	0	2	140	1	90	541
Oct 12	CLT	53	350	5	41	13	160	2	27	13	16	0	160	2	27	0	0	0	0	0	0	0	0	510
Oct 19	UTEP	32	185	2	65	9	150	1	61	9	17	0	150	1	61	4	91	0	30	0	0	0	0	335
Opponents		290	1465	16	70	106	1393	8	61	106	178	2	1393	8	61	16	296	0	30	7	216	2	90	2858
Opponents		265	1266	11	50	106	1291	7	86	106	189	7	1291	7	86	15	338	1	45	7	-16	0	15	2557

Games: 7 • Avg/rush: 5.1 • Avg/catch: 13.1 • Pass effic: 137.87 • KR avg: 18.5 • PR avg: 30.9 • All purpose avg/game: 495.6 • Total offense avg/gm: 408.3

Date	Opponent	Tackles				Sacks no-yds	Fumble		Pass Defense			blkd kick	PAT Attempts			off							
		ua	a	total	tfl-yds		ff	fr-yds	int-yds	qbh	brup		kick	rush	rcv	saf	t/o	pts					
Aug 29	at Tulane	47	22	69	4.0-24	1.0-17	1	1-0	0-0	0	2	0	2-2	0	0	0	0	0	0	0	0	0	14
Sep 07	WKU	25	48	73	3.0-3	0.0-0	0	0-0	2-80	2	2	0	2-2	0	0	0	0	7	14				
Sep 14	UNH	35	22	57	5.0-15	1.0-7	0	0-0	1-4	4	4	0	3-4	0	0	0	0	0	30				
Sep 20	at Louisiana Tech	53	32	85	5.0-10	1.0-3	1	0-0	1-0	3	2	0	4-4	0	0	0	0	0	31				
Oct 05	UMASS	23	24	47	6.0-35	2.0-13	1	1-0	2-15	8	5	0	5-5	0	0	0	17	44					
Oct 12	CLT	37	18	55	4.0-13	1.0-6	2	1-0	0-0	1	3	0	6-7	0	0	0	7	48					
Oct 19	UTEP	36	30	66	8.0-33	3.0-20	0	0-0	1-0	0	3	0	3-3	0	0	1	3	32					
Opponents		256	196	452	35.0-133	9.0-66	5	3-0	7-99	18	21	0	25-27	0	0	1	34	213					
Opponents		256	232	488	31.0-108	8.0-51	6	3-0	2-18	16	19	1	18-19	0	0	0	20	162					

Date	Opponent	Punting										Field Goals			Kickoffs				
		no.	yds	avg	long	blkd	tb	fc	50+	i20	md-att	long	blkd	no.	yds	avg	tb	ob	
Aug 29	at Tulane	6	238	39.7	57	0	1	2	2	1	0-0	0	0	3	165	55.0	1	0	
Sep 07	WKU	7	316	45.1	53	0	0	3	3	2	0-1	0	0	3	195	65.0	3	0	
Sep 14	UNH	4	200	50.0	60	0	1	1	3	2	1-3	20	0	6	422	70.3	5	0	
Sep 20	at Louisiana Tech	3	151	50.3	57	0	0	1	2	1	1-2	36	0	6	314	52.3	2	0	
Oct 05	UMASS	3	92	30.7	52	1	0	0	1	1	3-3	45	0	9	458	50.9	5	0	
Oct 12	CLT	1	53	53.0	53	0	0	0	1	1	0-0	0	0	8	453	56.6	3	0	
Oct 19	UTEP	2	91	45.5	48	0	0	0	0	1	3-3	46	0	7	453	64.7	5	0	
Opponents		26	1141	43.9	60	1	2	7	12	9	8-12	46	0	42	2460	58.6	24	0	
Opponents		34	1484	43.6	61	0	3	5	9	11	10-11	45	0	34	1876	55.2	9	1	

FIU Inside Opponent Red-Zone

Date	Opponent	Score	Times		Total Pts	Rush TDs	Pass TDs	FGs Made	Failed to score inside RZ						
			In RZ	Scored					FGA	Down	Int	Fumb	Half	Game	
Aug 29, 2019	at Tulane	L 14-42	3	2	14	2	1	1	0	0	1	0	0	0	0
Sep 07, 2019	WKU	L 14-20	2	1	7	1	1	0	0	0	1	0	0	0	0
Sep 14, 2019	UNH	W 30-17	6	4	23	3	3	0	1	2	0	0	0	0	0
Sep 20, 2019	at Louisiana Tech	L 31-43	6	4	24	3	2	1	1	1	0	0	1	0	0
Oct 05, 2019	UMASS	W 44-0	5	4	20	2	2	0	2	0	0	0	0	1	0
Oct 12, 2019	CLT	W 48-23	7	6	41	6	4	2	0	0	0	0	0	1	0
Oct 19, 2019	UTEP	W 32-17	5	5	27	3	2	1	2	0	0	0	0	0	0
Totals			34	26	156	20	15	5	6	3	2	0	1	2	0

26 of 34 (76.5%)

Opponents Inside FIU Red-Zone

Date	Opponent	Score	Times		Total Pts	Rush TDs	Pass TDs	FGs Made	Failed to score inside RZ						
			In RZ	Scored					FGA	Down	Int	Fumb	Half	Game	
Aug 29, 2019	at Tulane	L 14-42	4	4	28	4	3	1	0	0	0	0	0	0	0
Sep 07, 2019	WKU	L 14-20	3	3	17	2	1	1	1	0	0	0	0	0	0
Sep 14, 2019	UNH	W 30-17	1	1	7	1	0	1	0	0	0	0	0	0	0
Sep 20, 2019	at Louisiana Tech	L 31-43	5	5	23	2	2	0	3	0	0	0	0	0	0
Oct 05, 2019	UMASS	W 44-0	0	0	0	0	0	0	0	0	0	0	0	0	0
Oct 12, 2019	CLT	W 48-23	3	3	16	2	2	0	1	0	0	0	0	0	0
Oct 19, 2019	UTEP	W 32-17	2	2	10	1	1	0	1	0	0	0	0	0	0
Totals			18	18	101	12	9	3	6	0	0	0	0	0	0

18 of 18 (100.0%)

3rd-Down Conversions

Date	Opponent	Score	Overall	1st Qtr	2nd Qtr	3rd Qtr	4th Qtr	Overtime
Aug 29, 2019	at Tulane	L 14-42	4-12 33.3	0-1 0.0	3-4 75.0	0-4 0.0	1-3 33.3	
Sep 07, 2019	WKU	L 14-20	2-15 13.3	1-3 33.3	0-5 0.0	1-4 25.0	0-3 0.0	
Sep 14, 2019	UNH	W 30-17	6-13 46.2	1-2 50.0	0-2 0.0	2-4 50.0	3-5 60.0	
Sep 20, 2019	at Louisiana Tech	L 31-43	2-10 20.0	0-2 0.0	1-4 25.0	0-1 0.0	1-3 33.3	
Oct 05, 2019	UMASS	W 44-0	10-19 52.6	1-2 50.0	4-7 57.1	3-5 60.0	2-5 40.0	
Oct 12, 2019	CLT	W 48-23	9-11 81.8	2-3 66.7	2-3 66.7	0-0 0.0	5-5 100.0	
Oct 19, 2019	UTEP	W 32-17	6-11 54.5	3-4 75.0	1-3 33.3	0-2 0.0	2-2 100.0	
	FIU		39-91 42.9	8-17 47.1	11-28 39.3	6-20 30.0	14-26 53.8	0-0 0.0
	Opponents		36-94 38.3	12-25 48.0	13-29 44.8	5-19 26.3	6-21 28.6	0-0 0.0

4th-Down Conversions

Date	Opponent	Score	Overall	1st Qtr	2nd Qtr	3rd Qtr	4th Qtr	Overtime
Aug 29, 2019	at Tulane	L 14-42	1-2 50.0	0-0 0.0	0-0 0.0	1-1 100.0	0-1 0.0	
Sep 07, 2019	WKU	L 14-20	3-5 60.0	1-1 100.0	0-1 0.0	0-0 0.0	2-3 66.7	
Sep 14, 2019	UNH	W 30-17	0-0 0.0	0-0 0.0	0-0 0.0	0-0 0.0	0-0 0.0	
Sep 20, 2019	at Louisiana Tech	L 31-43	2-3 66.7	0-1 0.0	1-1 100.0	0-0 0.0	1-1 100.0	
Oct 05, 2019	UMASS	W 44-0	2-2 100.0	0-0 0.0	1-1 100.0	0-0 0.0	1-1 100.0	
Oct 12, 2019	CLT	W 48-23	1-1 100.0	0-0 0.0	1-1 100.0	0-0 0.0	0-0 0.0	
Oct 19, 2019	UTEP	W 32-17	0-0 0.0	0-0 0.0	0-0 0.0	0-0 0.0	0-0 0.0	
	FIU		9-13 69.2	1-2 50.0	3-4 75.0	1-1 100.0	4-6 66.7	0-0 0.0
	Opponents		5-7 71.4	1-2 50.0	1-1 100.0	1-1 100.0	2-3 66.7	0-0 0.0

Time of Possession

Date	Opponent	Score	Overall	1st Qtr	2nd Qtr	3rd Qtr	4th Qtr	Overtime
Aug 29, 2019	at Tulane	L 14-42	26:18	4:18	8:38	8:26	4:56	
Sep 07, 2019	WKU	L 14-20	26:51	5:05	6:27	6:53	8:26	
Sep 14, 2019	UNH	W 30-17	32:54	6:18	7:44	8:26	10:26	
Sep 20, 2019	at Louisiana Tech	L 31-43	23:13	4:21	9:11	5:15	4:26	
Oct 05, 2019	UMASS	W 44-0	38:21	8:56	10:00	7:55	11:30	
Oct 12, 2019	CLT	W 48-23	29:28	4:25	6:18	7:02	11:43	
Oct 19, 2019	UTEP	W 32-17	22:52	6:22	6:18	4:13	5:59	
	FIU	Total	199:57	39:45	54:36	48:10	57:26	0:00
		Avg.	28:33	5:40	7:48	6:52	8:12	0:00
	Opponents	Total	217:38	65:15	50:24	54:25	47:34	0:00
		Avg.	31:05	9:19	7:12	7:46	6:47	0:00

2019 INDIVIDUAL STATS



Rushing	gp-gs	att	gain	loss	net	avg	td	lg	avg/g
JONES,A	7-6	102	520	8	512	5.0	7	65	73.1
MAXWELL,N	7-4	70	383	5	378	5.4	5	22	54.0
WIGGINS,K	6-1	37	323	39	284	7.7	3	70	47.3
PRICE,D	6-2	35	210	8	202	5.8	0	24	33.7
ALEXANDER,M	7-3	9	43	1	42	4.7	0	14	6.0
JOSEPH,L	3-0	8	42	0	42	5.2	0	9	14.0
PETERSON,S	6-0	7	26	1	25	3.6	0	6	4.2
TOWNSEND,D	6-0	1	1	0	1	1.0	0	1	0.2
MORGAN,J	7-6	17	38	48	-10	-0.6	1	15	-1.4
TEAM	4-0	4	0	11	-11	-2.8	0	0	-2.8
Total	7	290	1586	121	1465	5.1	16	70	209.3
Opponents	7	265	1447	181	1266	4.8	11	50	180.9

Passing	gp-gs	effic	comp-att-int	pct	yds	td	lg	avg/g
MORGAN,J	7-6	144.87	92-150-2	61.3	1225	8	61	175.0
WIGGINS,K	6-1	108.12	14-26-0	53.8	168	0	40	28.0
ALEXANDER,M	7-3	0.00	0-1-0	0.0	0	0	0	0.0
TEAM	4-0	0.00	0-1-0	0.0	0	0	0	0.0
Total	7	137.87	106-178-2	59.6	1393	8	61	199.0
Opponents	7	118.28	106-189-7	56.1	1291	7	86	184.4

Receiving	gp-gs	no.	yds	avg	td	lg	avg/g
THORNTON,S	7-5	23	263	11.4	4	31	37.6
GAITER,T	7-3	22	307	14.0	1	31	43.9
MALONEY,A	7-4	17	338	19.9	1	45	48.3
ALEXANDER,M	7-3	16	143	8.9	0	40	20.4
PALMER,S	7-0	10	121	12.1	0	35	17.3
JONES,A	7-6	8	114	14.2	2	61	16.3
MAXWELL,N	7-4	6	63	10.5	0	23	9.0
GASKIN,C	3-0	2	17	8.5	0	18	5.7
WILLIAMS,K	6-3	1	15	15.0	0	15	2.5
O'MEARA,D	7-4	1	12	12.0	0	12	1.7
Total	7	106	1393	13.1	8	61	199.0
Opponents	7	106	1291	12.2	7	86	184.4

Punt Returns	no.	yds	avg	td	lg
ALEXANDER,M	6	172	28.7	1	90
GAITER,T	1	34	34.0	0	34
PROPHETE,D	0	10	0.0	1	10
Total	7	216	30.9	2	90
Opponents	7	-16	-2.3	0	15

Interceptions	no.	yds	avg	td	lg
DAMES,RISHARD	3	90	30.0	1	80
LEWIS,S	2	9	4.5	0	5
HALL,D	1	0	0.0	0	0
REYNOLDS,D	1	0	0.0	0	0
Total	7	99	14.1	1	80
Opponents	2	18	9.0	0	18

Kick Returns	no.	yds	avg	td	lg
MALONEY,A	10	233	23.3	0	30
PRICE,D	4	47	11.8	0	19
MAXWELL,N	2	16	8.0	0	12
Total	16	296	18.5	0	30
Opponents	15	338	22.5	1	45

Fumble Returns	no.	yds	avg	td	lg
Total	0	0	0.0	0	0
Opponents	0	0	0.0	0	0

2019 SCORING STATS



Scoring	td	fg	PAT			dxp	saf	pts
			kick	rush	rcv			
JONES,A	9	-	-	-	-	-	-	54
BORREGALES,J	-	8-12	25-27	-	-	-	-	49
MAXWELL,N	5	-	-	-	-	-	-	30
THORNTON,S	4	-	-	-	-	-	-	24
WIGGINS,K	3	-	-	-	-	-	-	18
PROPHETE,D	1	-	-	-	-	-	-	6
DAMES,RISHARD	1	-	-	-	-	-	-	6
MORGAN,J	1	-	-	-	-	-	-	6
GAITER,T	1	-	-	-	-	-	-	6
ALEXANDER,M	1	-	-	-	-	-	-	6
MALONEY,A	1	-	-	-	-	-	-	6
TEAM	-	-	-	-	-	-	1	2
Total	27	8-12	25-27	-	-	-	1	213
Opponents	19	10-11	18-19	-	-	-	-	162

Total Offense	g	plays	rush	pass	total	±
MORGAN,J	7	167	-10	1225	1215	1
JONES,A	7	102	512	0	512	
WIGGINS,K	6	63	284	168	452	
MAXWELL,N	7	70	378	0	378	
PRICE,D	6	35	202	0	202	
ALEXANDER,M	7	10	42	0	42	
JOSEPH,L	3	8	42	0	42	
PETERSON,S	6	7	25	0	25	
TOWNSEND,D	6	1	1	0	1	
TEAM	4	5	-11	0	-11	
Total	7	468	1465	1393	2858	4
Opponents	7	454	1266	1291	2557	3

Field Goals	fg	pct.	01-19	20-29	30-39	40-49	50-99	lg	blk
BORREGALES,J	8-12	66.7	0-0	3-3	3-7	2-2	0-0	46	0

FG Sequence	FIU	Opponents
Tulane	-	-
WKU	39	(19),(44)
UNH	31,32,(20)	(41),40
Louisiana Tech	(36),37	(25),(45),(41),(25),(29)
UMASS	(22),(29),(45)	-
CLT	-	(31)
UTEP	(32),(34),(46)	(23)

Punting	no.	yds	avg	lg	tb	fc	i20	50
HEATHERLY,T	23	1048	45.6	60	2	5	8	1
LEO,T	2	93	46.5	56	0	2	1	
TEAM	1	0	0.0	0	0	0	0	
Total	26	1141	43.9	60	2	7	9	1
Opponents	34	1484	43.6	61	3	5	11	

Kickoffs	no.	yds	avg	tb	ob	retn	net
BORREGALES,J	25	1506	60.2	15	0		
THIELE,E	17	954	56.1	9	0		
Total	42	2460	58.6	24	0	22.5	36.2
Opponents	34	1876	55.2	9	1	18.5	39.9

Numbers in (parentheses) indicate field goal was made.

2019 DEFENSIVE STATS



##	Defensive Leaders	gp-gs	Tackles				tfl/yds	Sacks no-yds	Pass defense			Fumbles		blkd	
			ua	a	tot				int-yds	brup	qbh	rcv-yds	ff	kick	saf
59	GATES,J	7-7	21	26	47	1.5-3	.	.	2	1	.	1	.	.	
3	LEWIS,S	7-6	23	14	37	2.0-4	.	2-9	2	1	1-0	1	.	.	
10	CUSHION,O	7-6	23	11	34	1.0-6	.	.	1	1	1-0	1	.	.	
21	THOMAS-OLIVER,S	7-7	24	8	32	3.0-9	1.0-7	.	2	.	.	1	.	.	
38	DAMES,RICHARD	7-7	22	5	27	4.0-11	1.0-3	.	3	2	
4	BROWN,I	7-7	20	7	27	2.0-4	.	.	4	
36	HALL,D	7-1	15	11	26	.	.	1-0	1	
35	DAMES,RISHARD	7-5	18	7	25	1.0-2	.	3-90	3	
94	OLIVER,K	7-7	9	15	24	3.5-22	1.5-20	.	.	1	
48	POWELL,J	7-0	10	7	17	1.0-6	.	.	1	
90	CURTIS,N	7-7	10	6	16	1.0-9	1.0-9	.	1	3	
40	JACKSON,D	7-2	8	8	16	
95	TARVER,A	7-5	6	9	15	
53	JONES,T	6-1	5	9	14	.	.	.	1	
93	TART,T	6-3	7	7	14	4.5-9	0.5-2	.	.	3	
6	JEAN, A	4-0	7	5	12	5.0-30	2.5-15	.	.	1	.	1	.	.	
92	MERCIER,J	6-0	2	9	11	1.0-4	0.5-4	.	.	1	
7	TURNER,J	6-0	5	4	9	
96	REYNOLDS,D	6-0	3	3	6	.	.	1-0	.	1	
97	MOORE,D	7-0	3	3	6	1	
45	JACQUES-LOUIS,R	6-0	1	4	5	
24	PRICE,D	6-2	2	1	3	
75	COLSON,R	7-4	1	2	3	1.0-1	.	.	.	1	
47	WHITTAKER,C	5-0	3	.	3	2.0-8	1.0-6	.	.	1	1-0	.	.	.	
27	MCCRAY,B	5-0	1	2	3	
98	WOODS,J	7-2	1	2	3	0.5-1	
43	WHITE,N	3-0	2	.	2	
51	PROPHETE,D	6-0	1	1	2	
91	BURNS,K	3-0	1	1	2	
28	WALKER,J	4-0	.	1	1	0.5-4	
2D	DILLARD,M	3-0	.	1	1	
42	UNDERWOOD,J	1-0	.	1	1	0.5-0	
9H	HALLMAN,A	1-0	.	1	1	
99	STRICKLAND,D	4-0	.	1	1	
5	TOWNSEND,D	6-0	.	1	1	
13	THIELE,E	3-0	.	1	1	
1	ALEXANDER,M	7-3	1	.	1	
30	BORREGALES,J	7-0	1	.	1	
15	MALONEY,A	7-4	.	1	1	
2	JONES,A	7-6	.	1	1	
TM	TEAM	4-0	1	
Total		7	256	196	452	35-133	9-66	7-99	21	18	3-0	5	.	1	
Opponents		7	256	232	488	31-108	9-54	2-18	19	16	3-0	6	1	.	

All Purpose	g	rush	rcv	pr	kr	ir	total	avg/g
JONES,A	7	512	114	0	0	0	626	89.4
MALONEY,A	7	0	338	0	233	0	571	81.6
MAXWELL,N	7	378	63	0	16	0	457	65.3
ALEXANDER,M	7	42	143	172	0	0	357	51.0
GAITER,T	7	0	307	34	0	0	341	48.7
WIGGINS,K	6	284	0	0	0	0	284	47.3
THORNTON,S	7	0	263	0	0	0	263	37.6
PRICE,D	6	202	0	0	47	0	249	41.5
PALMER,S	7	0	121	0	0	0	121	17.3
DAMES,RISHA	7	0	0	0	0	90	90	12.9
JOSEPH,L	3	42	0	0	0	0	42	14.0
PETERSON,S	6	25	0	0	0	0	25	4.2
GASKIN,C	3	0	17	0	0	0	17	5.7
WILLIAMS,K	6	0	15	0	0	0	15	2.5
O'MEARA,D	7	0	12	0	0	0	12	1.7
PROPHETE,D	6	0	0	10	0	0	10	1.7
LEWIS,S	7	0	0	0	0	9	9	1.3
TOWNSEND,D	6	1	0	0	0	0	1	0.2
MORGAN,J	7	-10	0	0	0	0	-10	-1.4
TEAM	4	-11	0	0	0	0	-11	-2.8
Total	7	1465	1393	216	296	99	3469	495.6
Opponents	7	1266	1291	-16	338	18	2897	413.9

2019 FIU GAME HIGHS



Rushes	20	JONES,A vs UMASS (Oct 05, 2019)
Yards Rushing	187	WIGGINS,K vs UNH (Sep 14, 2019)
TD Rushes	3	JONES,A vs CLT (Oct 12, 2019)
Long Rush	70	WIGGINS,K vs UNH (Sep 14, 2019)
Pass attempts	41	MORGAN,J at Louisiana Tech (Sep 20, 2019)
Pass completions	29	MORGAN,J at Louisiana Tech (Sep 20, 2019)
Yards Passing	394	MORGAN,J at Louisiana Tech (Sep 20, 2019)
TD Passes	2	MORGAN,J at Louisiana Tech (Sep 20, 2019)
	2	MORGAN,J vs UMASS (Oct 05, 2019)
	2	MORGAN,J vs CLT (Oct 12, 2019)
Long Pass	61	MORGAN,J vs UTEP (Oct 19, 2019)
Receptions	7	GAITER,T at Louisiana Tech (Sep 20, 2019)
	7	THORNTON,S at Louisiana Tech (Sep 20, 2019)
	7	GAITER,T vs UMASS (Oct 05, 2019)
Yards Receiving	113	MALONEY,A at Louisiana Tech (Sep 20, 2019)
TD Receptions	1	THORNTON,S at Tulane (Aug 29, 2019)
	1	JONES,A at Louisiana Tech (Sep 20, 2019)
	1	THORNTON,S at Louisiana Tech (Sep 20, 2019)
	1	MALONEY,A vs UMASS (Oct 05, 2019)
	1	GAITER,T vs UMASS (Oct 05, 2019)
	1	JONES,A vs CLT (Oct 12, 2019)
	1	THORNTON,S vs CLT (Oct 12, 2019)
	1	THORNTON,S vs UTEP (Oct 19, 2019)
Long Reception	61	JONES,A vs UTEP (Oct 19, 2019)
Field Goals	3	BORREGALES,J vs UMASS (Oct 05, 2019)
	3	BORREGALES,J vs UTEP (Oct 19, 2019)
Long Field Goal	46	BORREGALES,J vs UTEP (Oct 19, 2019)
Punts	7	HEATHERLY,T vs WKU (Sep 07, 2019)
Punting Avg	53.0	HEATHERLY,T vs CLT (Oct 12, 2019)

Rushes	55	vs UMASS (Oct 05, 2019)
Yards Rushing	350	vs CLT (Oct 12, 2019)
Yards Per Rush	6.6	vs CLT (Oct 12, 2019)
TD Rushes	5	vs CLT (Oct 12, 2019)
Pass attempts	41	at Louisiana Tech (Sep 20, 2019)
Pass completions	29	at Louisiana Tech (Sep 20, 2019)
Yards Passing	394	at Louisiana Tech (Sep 20, 2019)
Yards Per Pass	10.0	vs CLT (Oct 12, 2019)
TD Passes	2	at Louisiana Tech (Sep 20, 2019)
	2	vs UMASS (Oct 05, 2019)
	2	vs CLT (Oct 12, 2019)
Total Plays	88	vs UMASS (Oct 05, 2019)
Total Offense	541	vs UMASS (Oct 05, 2019)
Yards Per Play	7.9	at Louisiana Tech (Sep 20, 2019)
Points	48	vs CLT (Oct 12, 2019)
Sacks By	3	vs UTEP (Oct 19, 2019)
First Downs	29	at Louisiana Tech (Sep 20, 2019)
Penalties	8	vs UNH (Sep 14, 2019)
Penalty Yards	77	vs UNH (Sep 14, 2019)
Turnovers	2	at Tulane (Aug 29, 2019)
	2	at Louisiana Tech (Sep 20, 2019)
Interceptions By	2	vs WKU (Sep 07, 2019)
	2	vs UMASS (Oct 05, 2019)
Punts	7	vs WKU (Sep 07, 2019)
Punting Avg	53.0	vs CLT (Oct 12, 2019)
Long Punt	60	vs UNH (Sep 14, 2019)
Punts inside 20	2	vs WKU (Sep 07, 2019)
	2	vs UNH (Sep 14, 2019)
Long Punt Return	90	vs UMASS (Oct 05, 2019)

2019 OPP. GAME HIGHS



Rushes	27	WALKER, G., vs WKU (Sep 07, 2019)
Yards Rushing	144	LEMAY, Benny, vs CLT (Oct 12, 2019)
TD Rushes	3	HENDERSON, J., at Louisiana Tech (Sep 20, 2019)
Long Rush	50	DAUPHINE, C., at Tulane (Aug 29, 2019)
Pass attempts	41	SMITH, J'Mar, at Louisiana Tech (Sep 20, 2019)
Pass completions	27	SMITH, J'Mar, at Louisiana Tech (Sep 20, 2019)
Yards Passing	290	SMITH, J'Mar, at Louisiana Tech (Sep 20, 2019)
TD Passes	2	McMILLAN, J., at Tulane (Aug 29, 2019)
	2	Brosmer,Max, vs UNH (Sep 14, 2019)
Long Pass	86	Brosmer,Max, vs UNH (Sep 14, 2019)
Receptions	6	JACKSON, L., vs WKU (Sep 07, 2019)
	6	Love,Malik, vs UNH (Sep 14, 2019)
	6	POWELL, Cee Jay, at Louisiana Tech (Sep 20, 2019)
Yards Receiving	93	JACKSON, L., vs WKU (Sep 07, 2019)
TD Receptions	1	JAMES, T., at Tulane (Aug 29, 2019)
	1	MOONEY, Darnell, at Tulane (Aug 29, 2019)
	1	PEARSON, J., vs WKU (Sep 07, 2019)
	1	Laube,Dylan, vs UNH (Sep 14, 2019)
	1	Espanet,Brian, vs UNH (Sep 14, 2019)
	1	LEMAY, Benny, vs CLT (Oct 12, 2019)
	1	COWING, Jacob, vs UTEP (Oct 19, 2019)
Long Reception	86	Laube,Dylan, vs UNH (Sep 14, 2019)
Field Goals	5	HALE, Bailey, at Louisiana Tech (Sep 20, 2019)
Long Field Goal	45	HALE, Bailey, at Louisiana Tech (Sep 20, 2019)
Punts	9	GEORGOPOULOS, G, vs UMASS (Oct 05, 2019)
Punting Avg	49.2	HAGGERTY, J., vs WKU (Sep 07, 2019)
Long Punt	61	CRAWFORD, M., vs UTEP (Oct 19, 2019)
Punts inside 20	4	Sanborn,Drew, vs UNH (Sep 14, 2019)
Long Punt Return	15	RODGERS, Isaiah, vs UMASS (Oct 05, 2019)

Rushes	49	at Tulane (Aug 29, 2019)
Yards Rushing	360	at Tulane (Aug 29, 2019)
Yards Per Rush	7.3	at Tulane (Aug 29, 2019)
TD Rushes	4	at Tulane (Aug 29, 2019)
Pass attempts	41	at Louisiana Tech (Sep 20, 2019)
Pass completions	27	at Louisiana Tech (Sep 20, 2019)
Yards Passing	290	at Louisiana Tech (Sep 20, 2019)
Yards Per Pass	10.3	at Tulane (Aug 29, 2019)
TD Passes	2	at Tulane (Aug 29, 2019)
	2	vs UNH (Sep 14, 2019)
Total Plays	84	at Louisiana Tech (Sep 20, 2019)
Total Offense	565	at Louisiana Tech (Sep 20, 2019)
Yards Per Play	8.2	at Tulane (Aug 29, 2019)
Points	43	at Louisiana Tech (Sep 20, 2019)
Sacks By	3	at Tulane (Aug 29, 2019)
	3	at Louisiana Tech (Sep 20, 2019)
First Downs	31	at Louisiana Tech (Sep 20, 2019)
Penalties	12	at Tulane (Aug 29, 2019)
Penalty Yards	106	vs UTEP (Oct 19, 2019)
Turnovers	3	vs UMASS (Oct 05, 2019)
Interceptions By	1	at Tulane (Aug 29, 2019)
	1	at Louisiana Tech (Sep 20, 2019)
Punts	9	vs UMASS (Oct 05, 2019)
Punting Avg	46.2	vs UTEP (Oct 19, 2019)
Long Punt	61	vs UTEP (Oct 19, 2019)
Punts inside 20	4	vs UNH (Sep 14, 2019)
Long Punt Return	15	vs UMASS (Oct 05, 2019)

FIU vs Tulane (Aug 29, 2019 at New Orleans, La.)

Score by Quarters	1	2	3	4	Total
FIU	0	7	7	0	14
Tulane	7	21	14	0	42

Qtr Time Scoring play

1st	05:34	TLN - JAMES, T. 18 yd pass from McMILLAN, J. (GLOVER, M. kick), 7-70 3:25
2nd	14:54	TLN - JONES, A. 7 yd run (GLOVER, M. kick), 8-59 3:03
	10:05	TLN - DAUPHINE, C. 14 yd run (GLOVER, M. kick), 7-80 2:58
	03:50	FIU - JONES, A 1 yd run (BORREGALES, J kick), 13-75 6:15
	00:28	TLN - McMILLAN, J. 17 yd run (GLOVER, M. kick), 3-25 0:43
3rd	10:04	TLN - MOONEY, Darnell 42 yd pass from McMILLAN, J. (GLOVER, M. kick), 6-70 2:38
	07:57	TLN - DAUPHINE, C. 50 yd run (GLOVER, M. kick), 1-50 0:12
	04:44	FIU - THORNTON, S 17 yd pass from MORGAN, J (BORREGALES, J kick), 7-75 3:13

	FIU	TLN
FIRST DOWNS	16	28
RUSHES-YARDS (NET)	26-59	49-350
PASSING YDS (NET)	208	195
Passes Att-Comp-Int	34-19-1	19-15-0
TOTAL OFFENSE PLAYS-YARDS	60-267	68-545
Fumble Returns-Yards	0-0	0-0
Punt Returns-Yards	0-0	0-0
Kickoff Returns-Yards	2-25	1-29
Interception Returns-Yards	0-0	1-0
Punts (Number-Avg)	6-39.7	4-45.0
Fumbles-Lost	1-1	1-1
Penalties-Yards	4-35	12-103
Possession Time	26:18	33:42
Third-Down Conversions	5 of 12	7 of 12
Fourth-Down Conversions	0 of 1	0 of 0
Red-Zone Scores-Chances	2-3	4-4
Sacks By: Number-Yards	1-17	3-18

RUSHING: FIU-JONES, A 14-48; MAXWELL, N 6-17; ALEXANDER, M 1-0; MORGAN, J 5-minus 6. Tulane-BRADWELL, D 13-90; DAUPHINE, C. 3-76; McMILLAN, J. 9-51; HUDERSON, S. 7-47; CARROLL, C. 8-44; BOOKER, Y. 1-19; SPEARS, T. 2-12; JONES, A. 2-10; HOWARD, K. 3-5; TEAM 1-minus 4.

PASSING: FIU-MORGAN, J 19-34-1-208. Tulane-McMILLAN, J. 14-18-0-199; HOWARD, K. 1-1-0-minus 4.

RECEIVING: FIU-ALEXANDER, M 5-30; THORNTON, S 4-40; GAITER, T 3-35; PALMER, S 2-49; MALONEY, A 2-45; MAXWELL, N 1-7; JONES, A 1-3; GASKIN, C 1-minus 1. Tulane-MOONEY, Darnell 4-84; JAMES, T. 4-60; JONES, A. 3-38; TOLES, J. 1-11; MCCLESKEY, J. 1-5; BRADWELL, D. 1-1; ROBERTSON, J. 1-minus 4.

INTERCEPTIONS: FIU-None. Tulane-KEYES, T. 1-0.

FUMBLES: FIU-MORGAN, J 1-1. Tulane-BRADWELL, D. 1-1.

FIU (0-1) vs. Tulane (1-0)

Date: Aug 29, 2019 • Site: New Orleans, La. • Stadium: Yulman Stadium

Attendance: 16361

Kickoff time: 7 p.m. • End of Game: 10:07 pm • Total elapsed time: 3:07

Officials: Referee: Jonathan Noll; Umpire: John Mitchell; Linesman: Gary Calip;

Line judge: Maia Chaka; Back judge: Tom Healey; Field judge: Victor Sanchez;

Side judge: Maurice Pierre; Center judge: Jeffrey Guadagn;

Temperature: 89 • Wind: E 5 MPH • Weather: Clear, Fair

WKU vs FIU (Sep 07, 2019 at Miami, Fla.)

Score by Quarters	1	2	3	4	Total
WKU	7	7	3	3	20
FIU	7	0	7	0	14

Qtr Time Scoring play

1st	08:53	WKU - PEARSON, J. 8 yd pass from DUNCAN, S. (MUNSON, C. kick), 4-78 2:02
	06:06	FIU - DAMES,RISHARD 80 yd interception return (BORREGALES,J kick)
2nd	03:53	WKU - WALKER, G. 2 yd run (MUNSON, C. kick), 9-59 3:28
3rd	08:39	WKU - MUNSON, C. 19 yd field goal, 12-79 5:07
	06:03	FIU - MAXWELL,N 15 yd run (BORREGALES,J kick), 7-75 2:36
4th	12:26	WKU - MUNSON, C. 44 yd field goal, 7-14 3:18

	WKU	FIU
FIRST DOWNS	17	14
RUSHES-YARDS (NET)	35-98	46-151
PASSING YDS (NET)	241	66
Passes Att-Comp-Int	33-19-2	18-5-0
TOTAL OFFENSE PLAYS-YARDS	68-339	64-217
Fumble Returns-Yards	0-0	0-0
Punt Returns-Yards	3--6	3-29
Kickoff Returns-Yards	0-0	1-12
Interception Returns-Yards	0-0	2-80
Punts (Number-Avg)	6-44.2	7-45.1
Fumbles-Lost	2-0	3-0
Penalties-Yards	7-60	4-47
Possession Time	33:09	26:51
Third-Down Conversions	5 of 13	2 of 15
Fourth-Down Conversions	0 of 0	3 of 5
Red-Zone Scores-Chances	3-3	1-2
Sacks By: Number-Yards	1-8	0-0

RUSHING: WKU-WALKER, G. 27-100; LAFRANCE, G. 1-2; STOREY, T. 1-0; TEAM 2-minus 2; DUNCAN, S. 4-minus 2. FIU-MAXWELL,N 8-48; JONES,A 11-43; WIGGINS,K 15-25; PRICE,D 5-21; ALEXANDER,M 3-11; MORGAN,J 4-3

PASSING: WKU-DUNCAN, S. 19-33-2-241. FIU-MORGAN,J 3-11-0-25; WIGGINS,K 2-6-0-41; ALEXANDER,M 0-1-0-0.

RECEIVING: WKU-JACKSON, L. 6-93; FOURTENBARY, K. 5-74; PEARSON, J. 4-25; WALKER, G. 2-9; JERNIGHAN, Q. 1-26; SLOAN, J. 1-14. FIU-ALEXANDER,M 3-47; MALONEY,A 1-12; GAITER,T 1-7.

INTERCEPTIONS: WKU-None. FIU-DAMES,RISHARD 1-80; HALL,D 1-0.

FUMBLES: WKU-BUSH, C. 1-0; DUNCAN, S. 1-0. FIU-WIGGINS,K 2-0; MORGAN,J 1-0.

WKU (1-1) vs. FIU (0-2)

Date: Sep 07, 2019 • Site: Miami, Fla. • Stadium: Riccardo Silva
Attendance: 13311

Kickoff time: 7:05 • End of Game: 10:16 • Total elapsed time: 3:11
Officials: Referee: Joe Lehring; Umpire: Sheldon Davis; Linesman: Gerald Austin;
Line judge: Matthew Burks; Back judge: Ivan Daniels; Field judge: David Sherwood;
Side judge: Adrian Carson; Center judge: Karina Tovar;
Temperature: 88 • Wind: 11 mph • Weather: Mostly Cloudy

UNH vs FIU (Sep 14, 2019 at Miami, Fla.)

Score by Quarters	1	2	3	4	Total
UNH	10	0	7	0	17
FIU	7	6	7	10	30

Qtr Time Scoring play

1st	09:09	UNH - Hughes,Jason 41 yd field goal, 9-56 2:44
	06:36	FIU - MAXWELL,N 1 yd run (BORREGALES,J kick), 7-80 2:33
	00:38	UNH - Espanet,Brian 7 yd pass from Brosmer,Max (Hughes,Jason kick), 12-75 5:58
2nd	14:36	FIU - WIGGINS,K 2 yd run (BORREGALES,J kick failed), 3-72 1:02
3rd	10:20	UNH - Laube,Dylan 86 yd pass from Brosmer,Max (Hughes,Jason kick), 2-88 0:48
	06:57	FIU - WIGGINS,K 4 yd run (BORREGALES,J kick), 7-67 3:23
4th	08:36	FIU - PROPHETE,D 10 yd punt return (BORREGALES,J kick)
	01:44	FIU - BORREGALES,J 20 yd field goal, 10-43 5:16

	UNH	FIU
FIRST DOWNS	19	24
RUSHES-YARDS (NET)	28-146	52-310
PASSING YDS (NET)	224	127
Passes Att-Comp-Int	38-19-1	19-12-0
TOTAL OFFENSE PLAYS-YARDS	66-370	71-437
Fumble Returns-Yards	0-0	0-0
Punt Returns-Yards	1--3	2-47
Kickoff Returns-Yards	1-24	3-61
Interception Returns-Yards	0-0	1-4
Punts (Number-Avg)	6-42.3	4-50.0
Fumbles-Lost	0-0	0-0
Penalties-Yards	8-75	8-77
Possession Time	27:06	32:54
Third-Down Conversions	4 of 14	6 of 13
Fourth-Down Conversions	0 of 1	0 of 0
Red-Zone Scores-Chances	1-1	4-6
Sacks By: Number-Yards	0-0	1-7

RUSHING: UNH-Gray,Evan 5-71; Washington,C. 12-40; Laube,Dylan 8-36; Brosmer,Max 3-minus 1. FIU-WIGGINS,K 14-187; PRICE,D 7-57; JONES,A 17-52; MAXWELL,N 11-23; TEAM 3-minus 9.

PASSING: UNH-Brosmer,Max 19-38-1-224. FIU-WIGGINS,K 12-18-0-127; TEAM 0-1-0-0.

RECEIVING: UNH-Love,Malik 6-52; Laube,Dylan 3-87; Espanet,Brian 3-34; Washington,C. 3-11; Malone-Woods,J. 2-25; Briscoe,Charles 2-15. FIU-THORNTON,S 4-19; PALMER,S 3-37; MALONEY,A 2-37; GAITER,T 1-17; MAXWELL,N 1-10; ALEXANDER,M 1-7.

INTERCEPTIONS: UNH-None. FIU-LEWIS,S 1-4.

FUMBLES: UNH-None. FIU-None.

UNH (0-2) vs. FIU (1-2,0-1)

Date: Sep 14, 2019 • Site: Miami, Fla. • Stadium: Riccardo Silva
Attendance: 11756

Kickoff time: 7:05 • End of Game: 10:39 • Total elapsed time: 3:34
Officials: Referee: Kevin Randall; Umpire: Tony Barrial; Linesman: Graig Reed;
Line judge: Jonathan May; Back judge: Stephen Hrdlick; Field judge: Clarence Cotton;
Side judge: Antonio Smith; Center judge: Tobian Johnson;
Temperature: 82 • Wind: ENE 10 • Weather: Mostly Cloudy

FIU vs Louisiana Tech (Sep 20, 2019 at Ruston, La.)

Score by Quarters	1	2	3	4	Total
FIU	0	10	14	7	31
Louisiana Tech	0	13	14	16	43

Qtr Time Scoring play

2nd	14:56	LATECH - HALE, Bailey 25 yd field goal, 13-73 5:48
	12:24	FIU - BORREGALES,J 36 yd field goal, 7-51 2:32
	09:26	LATECH - HENDERSON, J. 29 yd run (HALE, Bailey kick), 6-71 2:58
	00:52	FIU - MORGAN,J 15 yd run (BORREGALES,J kick), 9-74 2:45
	00:00	LATECH - HALE, Bailey 45 yd field goal, 6-28 0:52
3rd	13:24	FIU - JONES,A 2 yd run (BORREGALES,J kick), 4-75 1:36
	08:50	LATECH - HENDERSON, J. 6 yd run (HALE, Bailey kick), 10-86 4:34
	06:57	FIU - THORNTON,S 31 yd pass from MORGAN,J (BORREGALES,J kick), 4-60 1:53
	04:16	LATECH - HENDERSON, J. 6 yd run (HALE, Bailey kick), 8-75 2:41
4th	13:17	LATECH - HALE, Bailey 41 yd field goal, 11-71 4:13
	05:09	LATECH - HALE, Bailey 25 yd field goal, 12-64 7:10
	02:17	LATECH - HALE, Bailey 29 yd field goal, 6-33 1:36
	00:51	FIU - JONES,A 1 yd pass from MORGAN,J (BORREGALES,J kick), 8-72 1:26
	00:46	LATECH - ROBERTSON, Amik 30 yd kickoff return (HALE, Bailey kick)

	FIU	LATECH
FIRST DOWNS	29	31
RUSHES-YARDS (NET)	26-132	43-275
PASSING YDS (NET)	394	290
Passes Att-Comp-Int	41-29-1	41-27-1
TOTAL OFFENSE PLAYS-YARDS	67-526	84-565
Fumble Returns-Yards	0-0	0-0
Punt Returns-Yards	0-0	0-0
Kickoff Returns-Yards	6-107	4-82
Interception Returns-Yards	1-0	1-18
Punts (Number-Avg)	3-50.3	2-37.5
Fumbles-Lost	1-1	1-0
Penalties-Yards	4-50	5-38
Possession Time	23:13	36:47
Third-Down Conversions	2 of 10	10 of 17
Fourth-Down Conversions	2 of 3	0 of 0
Red-Zone Scores-Chances	4-6	5-5
Sacks By: Number-Yards	1-3	3-11

RUSHING: FIU-MAXWELL,N 8-78; JONES,A 9-35; PRICE,D 3-9; MORGAN,J 4-7; WIGGINS,K 2-3. Louisiana Tech-HENDERSON, J. 15-141; DANCY, Jaqwis 17-73; SMITH, J'Mar 10-63; HARRIS, Smoke 1-minus 2.

PASSING: FIU-MORGAN,J 29-41-1-394; WIGGINS,K 0-0-0-0. Louisiana Tech-SMITH, J'Mar 27-41-1-290.

RECEIVING: FIU-THORNTON,S 7-97; GAITER,T 7-87; MALONEY,A 5-113; ALEXANDER,M 4-36; JONES,A 3-24; MAXWELL,N 2-19; GASKIN,C 1-18. Louisiana Tech-POWELL, Cee Jay 6-52; HEBERT, Griffin 5-78; HARDY, Adrian 5-49; DANCY, Jaqwis 4-23; STANLEY, Malik 3-54; HARRIS, Smoke 3-24; GRAHAM, Isaiah 1-10.

INTERCEPTIONS: FIU-REYNOLDS,D 1-0. Louisiana Tech-SAM, Michael 1-18.

FUMBLES: FIU-JONES,A 1-1. Louisiana Tech-HARDY, Adrian 1-0.

FIU (1-3,0-2) vs. Louisiana Tech (3-1,1-0)

Date: Sep 20, 2019 • Site: Ruston, La. • Stadium: Joe Aillet Stadium

Attendance: 18782

UMASS vs FIU (Oct 05, 2019 at Miami, Fla.)

Score by Quarters	1	2	3	4	Total
UMASS	0	0	0	0	0
FIU	17	17	10	0	44

Qtr Time Scoring play

1st	09:06	FIU - BORREGALES,J 22 yd field goal, 9-39 3:45
	03:57	FIU - JONES,A 6 yd run (BORREGALES,J kick), 8-69 3:21
	00:53	FIU - GAITER,T 30 yd pass from MORGAN,J (BORREGALES,J kick), 5-47 1:50
2nd	14:33	FIU - ALEXANDER,M 90 yd punt return (BORREGALES,J kick)
	07:07	FIU - BORREGALES,J 29 yd field goal, 13-68 6:00
	00:05	FIU - MALONEY,A 25 yd pass from MORGAN,J (BORREGALES,J kick), 10-80 1:50
3rd	04:36	FIU - MAXWELL,N 1 yd run (BORREGALES,J kick), 12-73 6:12
	01:03	FIU - BORREGALES,J 45 yd field goal, 6-57 1:43

	UMASS	FIU
FIRST DOWNS	5	26
RUSHES-YARDS (NET)	24-38	55-278
PASSING YDS (NET)	77	263
Passes Att-Comp-Int	24-7-2	33-19-0
TOTAL OFFENSE PLAYS-YARDS	48-115	88-541
Fumble Returns-Yards	0-0	0-0
Punt Returns-Yards	2--3	2-140
Kickoff Returns-Yards	4-115	0-0
Interception Returns-Yards	0-0	2-15
Punts (Number-Avg)	9-46.1	3-30.7
Fumbles-Lost	1-1	1-1
Penalties-Yards	6-100	2-15
Possession Time	19:14	38:21
Third-Down Conversions	1 of 13	10 of 19
Fourth-Down Conversions	0 of 1	2 of 2
Red-Zone Scores-Chances	0-0	4-5
Sacks By: Number-Yards	1-9	2-13

RUSHING: UMASS-ALLY, Bilal 9-24; CURTIS, Michael 6-15; ROBERSON, Cam 6-8; WEST, Randall 3-minus 9. FIU-JONES,A 20-115; MAXWELL,N 13-61; WIGGINS,K 1-47; PRICE,D 8-26; JOSEPH,L 5-22; PETERSON,S 4-11; ALEXANDER,M 2-4; TOWNSEND,D 1-1; MORGAN,J 1-minus 9.

PASSING: UMASS-CURTIS, Michael 5-19-2-66; WEST, Randall 2-5-0-11. FIU-MORGAN,J 19-31-0-263; WIGGINS,K 0-2-0-0.

RECEIVING: UMASS-JOHNSON, Je. 3-33; BRITT, Jessie 2-32; EMILUS, Samuel 1-7; HILL, Melvin 1-5. FIU-GAITER,T 7-103; PALMER,S 4-22; MALONEY,A 2-47; THORNTON,S 2-37; JONES,A 2-21; ALEXANDER,M 1-18 WILLIAMS,K 1-15.

INTERCEPTIONS: UMASS-None. FIU-DAMES,RISHARD 1-10; LEWIS,S 1-5.

FUMBLES: UMASS-CURTIS, Michael 1-1. FIU-THORNTON,S 1-1.

UMASS (1-5) vs. FIU (2-3,0-2)

Date: Oct 05, 2019 • Site: Miami, Fla. • Stadium: Riccardo Silva
Attendance: 12746

Kickoff time: 7:00 pm • End of Game: 10:03 pm • Total elapsed time: 3:03
Officials: Referee: Rodney Burnette; Umpire: Stephen Marshal; Linesman: Lea Bailey;
Line judge: Joshua Fath; Back judge: Raymond Tate; Field judge: Brandon Spencer;
Side judge: Joe Pester; Center judge: Nathan Jastram;

CLT vs FIU (Oct 12, 2019 at Miami, Fla.)

Score by Quarters	1	2	3	4	Total
CLT	10	7	6	0	23
FIU	7	21	13	7	48

Qtr Time Scoring play

1st	10:56	CLT - CRUZ, Jonathan 31 yd field goal, 8-61 4:04
	04:03	FIU - THORNTON,S 6 yd pass from MORGAN,J (BORREGALES,J kick), 6-33 2:03
	01:10	CLT - MCALLISTER, A. 8 yd run (CRUZ, Jonathan kick), 6-75 2:54
2nd	13:29	FIU - WIGGINS,K 4 yd run (BORREGALES,J kick), 8-72 2:41
	08:18	FIU - MAXWELL,N 13 yd run (BORREGALES,J kick), 7-50 2:16
	02:56	CLT - LEMAY, Benny 43 yd pass from REYNOLDS, Chris (CRUZ, Jonathan kick), 10-79 5:22
	00:25	FIU - JONES,A 5 yd pass from MORGAN,J (BORREGALES,J kick), 9-75 2:31
3rd	11:34	FIU - JONES,A 5 yd run (BORREGALES,J kick failed), 9-75 3:26
	05:21	CLT - LEMAY, Benny 12 yd run (CRUZ, Jonathan kick failed), 10-75 6:13
	03:07	FIU - JONES,A 41 yd run (BORREGALES,J kick), 6-75 2:14
4th	09:58	FIU - JONES,A 13 yd run (BORREGALES,J kick), 11-71 6:24

	CLT	FIU
FIRST DOWNS	17	26
RUSHES-YARDS (NET)	41-217	53-350
PASSING YDS (NET)	113	160
Passes Att-Comp-Int	13-7-0	16-13-0
TOTAL OFFENSE PLAYS-YARDS	54-330	69-510
Fumble Returns-Yards	0-0	0-0
Punt Returns-Yards	1--4	0-0
Kickoff Returns-Yards	3-47	0-0
Interception Returns-Yards	0-0	0-0
Punts (Number-Avg)	3-36.7	1-53.0
Fumbles-Lost	3-1	2-0
Penalties-Yards	5-30	4-40
Possession Time	30:32	29:28
Third-Down Conversions	3 of 10	9 of 11
Fourth-Down Conversions	2 of 2	1 of 1
Red-Zone Scores-Chances	3-3	6-7
Sacks By: Number-Yards	1-8	1-6

RUSHING: CLT-LEMAY, Benny 21-144; REYNOLDS, Chris 9-41; MCALLISTER, A. 7-28; FINGER, Ishod 1-4; KEAN, Brett 3-0. FIU-JONES,A 16-117; MAXWELL,N 15-114; PRICE,D 9-86; JOSEPH,L 3-20; PETERSON,S 3-14; WIGGINS,K 3-9; ALEXANDER,M 1-4; TEAM 1-minus 2; MORGAN,J 2-minus 12.

PASSING: CLT-REYNOLDS, Chris 6-10-0-114; KEAN, Brett 1-3-0-minus 1. FIU-MORGAN,J 13-16-0-160.

RECEIVING: CLT-LEMAY, Benny 4-90; MCALLISTER, A. 2-10; DOLLAR, Cameron 1-13. FIU-MALONEY,A 4-73; GAITER,T 2-35; THORNTON,S 2-20; PALMER,S 1-13; O'MEARA,D 1-12; JONES,A 1-5; MAXWELL,N 1-4; ALEXANDER,M 1-minus 2.

INTERCEPTIONS: CLT-None. FIU-None.

FUMBLES: CLT-REYNOLDS, Chris 1-1; LYON, Nafees 1-0; MCALLISTER, A. 1-0. FIU-ALEXANDER,M 1-0; MORGAN,J 1-0.

CLT (2-4,0-2) vs. FIU (3-3,1-2)

Date: Oct 12, 2019 • Site: Miami, Fla. • Stadium: Riccardo Silva
Attendance: 16834

Kickoff time: 7:05 pm • End of Game: 10:10 • Total elapsed time: 3:05
Officials: Referee: Billy Williams; Umpire: Gregory Adams; Linesman: Hugo Cruz;
Line judge: Jeremiah Harris; Back judge: Brett Toney; Field judge: Chris Scott;

UTEP vs FIU (Oct 19, 2019 at Miami, Fla.)

Score by Quarters	1	2	3	4	Total
UTEP	7	0	0	10	17
FIU	3	15	0	14	32

Qtr Time Scoring play

1st	12:24	FIU - BORREGALES,J 32 yd field goal, 5-24 1:16
	05:06	UTEP - HUGHES, Treyvon 1 yd run (BAECHLE, Gavin kick), 13-75 7:18
2nd	14:27	FIU - THORNTON,S 9 yd pass from MORGAN,J (BORREGALES,J kick), 11-70 5:39
	14:09	FIU - TEAM safety
	10:19	FIU - BORREGALES,J 34 yd field goal, 8-45 3:56
	04:48	FIU - BORREGALES,J 46 yd field goal, 6-21 1:55
4th	14:21	FIU - JONES,A 3 yd run (BORREGALES,J kick), 4-70 1:24
	06:57	UTEP - BAECHLE, Gavin 23 yd field goal, 14-69 7:24
	03:43	FIU - MAXWELL,N 10 yd run (BORREGALES,J kick), 6-86 3:14
	02:06	UTEP - COWING, Jacob 34 yd pass from LOCKSLEY, Kai (BAECHLE, Gavin kick), 7-75 1:37

	UTEP	FIU
FIRST DOWNS	17	15
RUSHES-YARDS (NET)	45-132	32-185
PASSING YDS (NET)	151	150
Passes Att-Comp-Int	21-12-1	17-9-0
TOTAL OFFENSE PLAYS-YARDS	66-283	49-335
Fumble Returns-Yards	0-0	0-0
Punt Returns-Yards	0-0	0-0
Kickoff Returns-Yards	2-41	4-91
Interception Returns-Yards	0-0	1-0
Punts (Number-Avg)	4-46.2	2-45.5
Fumbles-Lost	2-0	0-0
Penalties-Yards	10-106	4-39
Possession Time	37:08	22:52
Third-Down Conversions	6 of 15	6 of 11
Fourth-Down Conversions	3 of 3	0 of 0
Red-Zone Scores-Chances	2-2	5-5
Sacks By: Number-Yards	0-0	3-20

RUSHING: UTEP-LOCKSLEY, Kai 11-66; HUGHES, Treyvon 20-48; JOHNSON, Kavika 2-24; FLORES, R. 3-20; JONES, Brandon 6-6; WOLF, Tre'shon 1-1; TEAM 2-minus 33. FIU-JONES,A 15-102; MAXWELL,N 9-37; ALEXANDER,M 2-23; WIGGINS,K 2-13; MORGAN,J 1-7; PRICE,D 3-3.

PASSING: UTEP-LOCKSLEY, Kai 7-12-0-117; JONES, Brandon 5-9-1-34. FIU-MORGAN,J 9-17-0-150.

RECEIVING: UTEP-WOLF, Tre'shon 4-44; GARRETT, Justin 3-32; COWING, Jacob 2-47; BUSEY, Alan 2-11; JOHNSON, Kavika 1-17. FIU-THORNTON,S 4-50; JONES,A 1-61; MAXWELL,N 1-23; MALONEY,A 1-11; ALEXANDER,M 1-7; GAITER,T 1-minus 2.

INTERCEPTIONS: UTEP-None. FIU-DAMES,RISHARD 1-0.

FUMBLES: UTEP-TEAM 2-0. FIU-None.

UTEP (1-5,1-3) vs. FIU (4-3,1-2)

Date: Oct 19, 2019 • Site: Miami, Fla. • Stadium: Riccardo Silva
Attendance: 13951

Kickoff time: 7:00 pm • End of Game: 10:01 • Total elapsed time: 3:01
Officials: Referee: Jonathan Noli; Umpire: John Mitchell; Linesman: Gary Calip;
Line judge: Maia Chaka; Back judge: Tom Healey; Field judge: Victor Sanchez;
Side judge: Maurice Pierre; Center judge: Jeffrey Guadagn;
Temperature: 83 • Wind: S 12 • Weather: Mostly Cloudy