



2018-19 FIU PANTHERS MEN'S BASKETBALL GAME NOTES

Primary Contact: Michael Hogan | Phone: (W) 305-348-1496 (C) 813-469-0616 | Email: mihogan@fiu.edu
Twitter: @FIUHoops | Instagram: FIUAthletics | Facebook: facebook.com/FIUMensBasketball | Web: FIUSports.com

2018-19 FIU SCHEDULE/RESULTS

NOVEMBER

7	Webber International (CUSA TV)	W, 110-84
9	Johnson & Wales (DH) (CUSA TV)	W, 117-47
13	Milwaukee (CUSA TV)	W, 86-83
16	at Fordham ^ (ESPN+)	L, 83-77
17	vs. Columbia ^	W, 98-87
18	vs. Youngstown State ^	W, 102-93
23	Ave Maria (CUSA TV)	W, 104-82
28	at Florida Gulf Coast (ESPN+)	W, 81-80

DECEMBER

1	at Arkansas (SEC Network Plus)	L, 121-89
13	North Florida (CUSA TV)	W, 102-89
18	USF (CUSA TV)	L, 82-72
20	Florida Memorial (CUSA TV)	W, 108-67
30	at Ohio	L, 68-66

JANUARY

3	at Middle Tennessee* (ESPN3/ESPN+)	W, 83-76
5	at UAB* (ESPN+)	L, 84-65
10	Charlotte* (CUSA TV)	7 p.m.
12	Old Dominion* (ESPN3/ESPN+)	7 p.m.
17	at WKU* (beIN Sports)	8 p.m.
19	at Marshall* (ESPN3/ESPN+)	7 p.m.
23	at Florida Atlantic* (CUSA TV)	7 p.m.
26	Florida Atlantic* (CUSA TV)	7 p.m.
31	Southern Miss* (CUSA TV)	7 p.m.

FEBRUARY

2	Louisiana Tech* (ESPN3/ESPN+)	7 p.m.
7	at UTSA* (ESPN3/ESPN+)	8 p.m.
9	at UTEP* (CUSA TV)	9 p.m.
14	Rice* (CUSA TV)	7 p.m.
16	North Texas* (ESPN3/ESPN+)	2 p.m.
23	TBD* \$	TBD
28	TBD* \$	TBA

MARCH

3	TBD* \$	TBD
6	TBD* \$	TBD
9	TBD* \$	TBD
13	C-USA Tournament First Round #	TBD
14	C-USA Tournament Quarterfinals #	TBD
15	C-USA Tournament Semifinals #	TBD
16	C-USA Tournament Championship #	TBD

^ Johnny Bach Classic Hosted by Fordham University, Bronx, N.Y.

* Conference USA Game | \$ C-USA Bonus Play (see page 4 for details)

Conference USA Tournament, Frisco, Texas

All times are Eastern time and are subject to change

GAME 16 | THUR., JAN. 10 | 7 P.M. | OCEAN BANK CONVOCATION CENTER, MIAMI, FLA.

FIU
PANTHERS
10-5 (1-1 C-USA)



VS.



CHARLOTTE
49ERS
3-10 (0-2 C-USA)

Last Game _____ Jan. 5 at UAB, L, 84-65
Next Game _____ Jan. 12 vs. Old Dominion, 7 p.m.
Head Coach _____ Jeremy Ballard
Alma Mater _____ Colgate, 2003
Career Record _____ 10-5 (First season)
at FIU _____ Same

Last Game _____ Jan. 5 vs. Marshall, W, 85-84
Next Game _____ Jan. 12 at Florida Atlantic, 4 p.m.
Head Coach _____ Ron Sanchez
Alma Mater _____ SUNY Oneonta, 1997
Career Record _____ 3-10 (First season)
at Charlotte _____ Same

GAMEDAY INFORMATION

TV/Video _____ CUSA TV
_____ A.J. Ricketts (Play-by-play)
_____ TBA (Analyst)
Radio _____ None

Live Stats _____ FIUSports.com
Series _____ Series tied, 3-3
Twitter Updates _____ @FIUHoops
Tickets _____ FIU Athletics Ticket Office 305-FIU-GAME

QUICK HITS

■ FIU returns to the Ocean Bank Convocation Center for its first home Conference USA weekend of the season, beginning on Jan. 10, when it faces Charlotte ... Tipoff is slated for 7 p.m. and can be seen on CUSA TV. The Panthers look to improve to 11-6 on the year.

■ FIU's 10-5 start is tied for the best 15-game start in program history, joining the 1984-85 squad that also started the season 10-5.

■ FIU comes into the UAB game following a tough 84-65 loss at UAB on Jan. 5 ... Devon Andrews led the Panthers with a team-high 20 points and seven boards, while Antonio Daye, Jr. added 13 points in his first career start.

■ Through Jan 8, Brian Beard, Jr. leads NCAA in steals-per-game (3.3) and total steals (50) ... Osasumwen Osaghae is 19th in the nation in offensive rebounds-per-game (3.4) ... FIU is fourth in the nation in scoring (90.7).

FIU PROBABLE STARTERS



G | 4 | Sr.

BRIAN
BEARD, JR.

PPG 19.8
RPG 4.1
APG 6.3
SPG 3.3



G | 3 | Jr.

TREJON
JACOB

PPG 11.7
RPG 4.0
APG 0.6
SPG 1.4



G | 5 | Fr.

ANTONIO
DAYE, JR.

PPG 7.7
RPG 2.9
APG 2.4
SPG 1.7



F | 10 | R-Jr.

DEVON
ANDREWS

PPG 15.1
RPG 4.9
APG 1.4
SPG 2.0



C | 34 | Jr.

OSASUMWEN
OSAGHAЕ

PPG 8.3
RPG 7.6
BPG 2.2
SPG 0.6

FIU QUICK FACTS

THE UNIVERSITY

City/Zip Code	Miami, Fla./33199
Founded/Opened	1965/1972
Enrollment	56,000
Nickname	Panthers
Arena	Lime Court at FIU Arena
Capacity	5,000
Affiliation	NCAA Division I
Conference	Conference USA
President	Dr. Mark B. Rosenberg
Faculty Representative	Dr. Pete E.C. Markowitz
Exec. Dir. of Sports & Entertainment	Pete Garcia
Senior Woman Administrator	Julie Berg

BASKETBALL HISTORY

First Year	1981-82
All-Time Record*	418-640 (38th year)
Actual On-Court Record	435-624
All-Time C-USA Record	34-56 (Sixth season)
All-Time Sun Belt Record**	71-162/.307 ('98-'99 - '12-'13)
Actual On-Court Sun Belt	80-160/.333
All-Time TAAC Record	58-48/.547 ('91-'92 - '97-'98)
All-Time Post-Season	18-22 (14-20)***
C-USA Tournament	1-3
Sun Belt Tournament	9-14 (6-14)***
TAAC Tournament	8-5
TAAC Champions	1995
NCAA Tournament	0-1
Years in NCAA Tourn./Last	1/1995
Last NCAA opponent	UCLA
Result	Lost, 92-56, NCAA First Round
Post-Season NIT	N/A
All-Time Division I Record	325-499/.394 (292-499/.369)*
All-Time Division II Record	84-77/.522 ('81-'82 - '86-'87)

* Vacated 32 wins from 2002-03 to 2005-06 due to NCAA sanctions.

** Vacated nine conference wins from 2003-04 to 2005-06 due to NCAA sanctions.

*** Vacated three conference tourney wins due to NCAA sanctions.

COACHING STAFF

Head Coach	Jeremy Ballard
Alma Mater, Year	Colgate '03
Record at FIU (Years)	10-5 (First season)
Career Record (Years)	Same
C-USA Record (Years)	1-1 (First season)
Associate Head Coach	David Cason, Illinois State '96
Assistant Coaches	Jesse Bopp, Plymouth State '07 Joey Rodriguez, VCU '11
Director of Basketball Operations	Mike Oliva, FIU '12, '14
Asst. Dir. Basketball Operations	Zavier Anderson, Clemson '11
Assist Strength & Conditioning	Thomas Carroll, Miami (Fla.) '05

ATHLETIC MEDIA RELATIONS

Director of Sports Information/Basketball Contact	Michael Hogan
Office Phone	(305) 348-1496
Cell Phone	(813) 469-0616
E-mail	mihogan@fiu.edu

2018-19 FIU PANTHERS



► Sitting (L-R): Cordell Veira, Isaiah Banks, Brian Beard, Jr., Antonio Daye, Jr., Cameron Corcoran, Marcus Burwell.
Standing (L-R): Osasumwen Osaghae, Devon Andrews, Trejon Jacob, Willy Nunez, Jr., Michael Douglas, Phillip Smith, James Ametembe, Elhadji Dieng.

No.	Name	P	Ht.	Wt.	Yr.	Hometown/Previous School/High School
0	Phillip Smith	F/G	6-4	183	Fr.	Potomac, Md./The Bullis School
1	Isaiah Banks	G	6-5	180	So.	Conyers, Ga./Heritage
2	Cordell Veira	G	6-4	190	So.	Etobicoke, Ontario, Canada/John Polanyi Institute
3	Trejon Jacob	G	6-5	175	Jr.	Raleigh, N.C./Seminole State College/Millbrook
4	Brian Beard Jr.	G	5-10	175	Sr.	Rancho Cucamonga, Calif./Chaffey College/Rancho Cucamonga
5	Antonio Daye, Jr.	G	6-1	188	Fr.	Durham, N.C./Ft. Lauderdale (Fla.)
10	Devon Andrews	F	6-6	190	R-Jr.	Lorain, Ohio/Pratt C.C./Kent State/Lorain
15	James Ametembe ^	F	6-5	210	Fr.	Accre, Ghana/Westwood Christian School (Fla.)
20	Willy Nunez Jr.	G	6-6	185	R-Jr.	Orlando, Fla./Indian River State College/Oak Ridge
22	Elhadji Dieng	C	6-11	245	Sr.	Mbour, Senegal/Sheridan College/Canarias Basketball Acad.
31	Michael Douglas	F	6-5	210	Sr.	Sachse, Texas/Sachse
34	Osasumwen Osaghae	F	6-7	250	Jr.	Miami, Fla./Robert Morgan H.S. (Southridge Senior)
55	Cameron Corcoran *	G	6-1	170	So.	Orlando, Fla./UALR/Orlando Christian Prep

* Must sit 2018-19 out due to NCAA transfer rules | ^ Walk-on

FIU BASKETBALL STAFF

Head Coach: Jeremy Ballard (Colgate '03) – First season at FIU/First overall as head coach
Associate Head Coach: David Cason (Illinois State '96) – First season at FIU
Assistant Coach: Jesse Bopp (Plymouth State, '07) – First season at FIU
Assistant Coach: Joey Rodriguez (VCU '11) – First season at FIU
Director of Basketball Operations: Mike Oliva (FIU '12, '14) – Seventh season at FIU
Assistant Director of Basketball Operations: Xavier Anderson (Clemson '11) – First season at FIU
Strength and Conditioning: Thomas Carroll (Miami '05)
Certified Athletic Trainer: Mick Thompson (Indiana '10, FIU '14)

PRONUNCIATION GUIDE

Isaiah Banks: I-ZAY-uh
Elhadji Dieng: El-HAH-gee Dang
Trejon Jacob: TRAY-john
Willy Nunez: Noon-YEZ
Osasumwen Osaghae: Oh-SAH-Soo Oh-SAH-Guy
Cordell Veira: Vee-AIR-uh
James Ametembe: M-uh-TEP-A
David Cason: KAY-sahn

HEAD COACH JEREMY BALLARD | 10-5 CAREER RECORD | 1-1 CONFERENCE USA RECORD



Jeremy Ballard was officially introduced as the ninth head coach in the history of the FIU men's basketball program on April 23, 2018, at a press conference in the Ocean Bank Convocation Center.

Ballard arrives at FIU after serving as associate head coach at VCU in 2017-18. He has spent 14 seasons as an assistant coach at the Division I level with coaching stints at Pitt, Illinois State, VCU, Tulsa and his alma mater Colgate.

As associate head coach at VCU, Ballard was reunited with current VCU head coach Mike Rhoades, who he coached with prior on the staff of former VCU head coach and current Texas head coach Shaka Smart. Ballard's main focus was VCU's defense. The Rams finished 18-15 this past season and advanced to the Atlantic 10 Conference Quarterfinals. Forward Justin Tillman was named All-Atlantic 10 Conference First Team, as well as to the All-Defensive Team.

His most successful stretch came with the Rams from 2012-15. Ballard helped lead VCU to a 79-28 mark and three straight NCAA Tournament appearances during his initial tenure in Richmond from 2012-15. During that time, VCU won at least 26 games each season and finished each season ranked in the Associated Press Top-25. In all, Ballard coached three eventual NBA players at VCU, including Troy Daniels, Briante Weber and Treveon Graham.

At the time of his hiring at FIU, Ballard was the sixth former Smart assistant to become a head coach. Rhoades, Will Wade (LSU), Mike Jones (Radford), Jamion Christian (Mount St. Mary's) and Mike Morrell (UNC Asheville) are the others.

Ballard served as an assistant on Kevin Stallings' Pitt staff during the 2016-17 season, where he coached All-ACC Third Team and USBWA All-District II forward Michael Young and All-ACC Honorable Mention selection Jamel Artis. Young led the ACC in scoring averaging 19.6 points per game. Young went on to sign with the Washington Wizards while Artis signed with the Orlando Magic.

In 2015-16, Ballard helped guide Illinois State to an 18-14 overall record and a 12-6 Missouri Valley Conference mark, which tied for second place and signified ISU's highest league finish and most conference wins since 2007-08. Working primarily with Illinois State's forwards, Ballard helped MiKyle McIntosh earn MVC Most-Improved Team accolades. McIntosh was also a 2016 All-MVC Honorable Mention Team selection.

In 2014-15, Ballard helped VCU to its first Atlantic 10 Conference Tournament title. VCU was ranked as high as No. 10 in the Associated Press Top-25 Poll during that period, and on his watch, the Rams earned five all-conference accolades, including two first-team honors.

During his first year as an assistant with the Rams, Ballard worked closely with shooting guard Troy Daniels, who would set a VCU single-season school record with 124 3-pointers. Daniels has since played for four NBA franchises. He signed a multiyear contract extension with the Memphis Grizzlies in 2016 and currently is with the Phoenix Suns.

Ballard's three seasons on Smart's staff at VCU (2012-15) were preceded by five seasons at Tulsa (2007-12) where he helped guide the Golden Hurricane to 109 victories, including three 20-plus win seasons. Tulsa had nine all-conference honorees, including a first-team selection in each of his final four seasons with the Golden Hurricane. Ballard either recruited or coached three NBA players – Jordan Clarkson, Jerome Jordan and Ben Uzoh – during his time at Tulsa.

In his first season, Tulsa piled up 25 wins and a berth in the Conference USA championship game. The Golden Hurricane eventually won the inaugural College Basketball Invitational Championship and that postseason appearance was followed by back-to-back National Invitation Tournament showings.

Prior to his time with the Golden Hurricane, Ballard was an assistant at his alma mater Colgate University (2004-07). During his time as a student-athlete at Colgate, Ballard won the prestigious ECAC Merit Medal Award twice, becoming only the third player in Colgate history to do so. He twice earned Patriot League Academic Honor Roll recognition and was given the title of the team's best defensive player by the coaching staff during his senior season. Ballard also served as a captain during his senior season.

An Atlanta native, Ballard graduated from Colgate in 2003 with a bachelor's degree in English and a minor in religion. He has a son, Khalif Jamal.

THE BALLARD FILE
AS HEAD COACH...

Year	School	Record	Postseason
2018-19	FIU	10-5	-
Overall		10-5	-

BALLARD MILESTONE GAMES

FIRST GAME AS HEAD COACH

Nov. 8, 2018 vs. Webber International, W, 101-84

FIRST CAREER HEAD COACHING WIN

Nov. 8, 2018 vs. Webber International, W, 101-84

FIRST CAREER C-USA GAME AS HEAD COACH

Jan. 3, 2019 at Middle Tennessee, W, 83-76

FIRST CAREER C-USA WIN

Jan. 3, 2019 at Middle Tennessee, W, 83-76

AS ASSISTANT COACH...

Year	School	Record	Postseason
2004-05	Colgate	12-16	-
2005-06	Colgate	10-19	-
2006-07	Colgate	10-19	-
2007-08	Tulsa	27-14	CBI Finals
2008-09	Tulsa	27-11	NIT 2nd Rd.
2009-10	Tulsa	23-12	NIT 1st Rd.
2010-11	Tulsa	20-13	-
2011-12	Tulsa	19-14	-
2012-13	VCU	27-9	NCAA 2nd Rd.
2013-14	VCU	26-9	NCAA 1st Rd.
2014-15	VCU	26-10	NCAA 1st Rd.
2015-16	Illinois St.	18-14	-
2016-17	Pitt	16-17	-
2017-18	VCU	18-15	-

JEREMY BALLARD HEAD COACHING RECORD BREAKDOWN

Year	Overall	Home	Road	Neutral	Conf.	Postseason
2018-19	10-5	6-1	2-4	2-0	1-1	0-0
Totals	10-5	6-1	2-4	2-0	1-1	0-0

TALE OF THE TAPE

THE CHARLOTTE SERIES

Series Record	Series tied, 3-3
FIU at home	Series tied, 1-1
FIU at Charlotte	Series tied, 2-2
FIU at neutral site	0-0
First meeting	Feb. 1, 2014 (W, 71-63)
Last meeting	March 1, 2018 (W, 89-83)
Last FIU win	March 1, 2018 (89-83)
Last Charlotte win	Feb. 4, 2017 (95-80)
Current streak	FIU, two wins

STATISTICAL COMPARISON

FIU		CHA
10-5	Overall Record	3-10
45.7	Field Goal%	40.8
29.4	3-Pt. Field Goal%	28.9
64.9	Free Throw%	77.8
45.5	Oppt. Field Goal%	44.1
31.9	Oppt. 3-Pt. Field Goal%	34.3
65.8	Oppt. Free Throw%	78.8
37.6	Rebounding Avg.	30.1
-7.7	Rebounding Margin	-1.9
16.0	Assists/Gm.	9.1
14.3	Turnovers/Gm.	14.9
4.1	Blocks/Gm.	4.0
12.2	Steals/Gm.	4.1
90.7	Points/Gm.	59.4
81.9	Points Allowed/Gm.	69.4

FIU CAREER STATS VS. CHARLOTTE

No.	Name	G	Ppg	Rpg	Appg
0	Smith	0	0.0	0.0	0.0
1	Banks	1	1.0	0.0	0.0
2	Veira	1	0.0	0.5	0.0
3	Jacob	2	16.5	5.5	0.5
4	Beard Jr.	2	19.0	5.0	8.0
5	Daye, Jr.	0	0.0	0.0	0.0
10	Andrews	0	0.0	0.0	0.0
15	Ametepe	0	0.0	0.0	0.0
20	Nunez Jr.	0	0.0	0.0	0.0
22	Dieng	1	0.0	3.0	0.0
31	Douglas	3	10.0	3.0	0.3
34	Osaghae	2	2.5	5.0	0.5

PANTHERS' CAREER STARTS

No.	Name	15-16	16-17	17-18	18-19	Tot	GP
0	Smith	-	-	-	-	-	1
1	Banks	-	-	-	-	-	35
2	Veira	-	-	1	-	1	38
3	Jacob	-	-	29	14	43	46
4	Beard Jr.	-	-	31	15	46	46
5	Daye, Jr.	-	-	-	1	1	15
10	Andrews	-	-	-	14	14	14
15	Ametepe	-	-	-	-	-	7
20	Nunez Jr.	-	-	-	9	9	21
22	Dieng	-	-	19	14	33	36
31	Douglas	-	2	5	-	7	102
34	Osaghae	-	-	1	1	2	43

FOR TICKET INFORMATION

■ For ticket questions or to purchase tickets, please visit FIUSports.com or call 305-FIU-GAME.

UP NEXT FOR FIU

■ The Panthers close out their first Conference USA home weekend of the season on Jan. 12, at 7 p.m. when FIU welcomes Old Dominion to the Ocean Bank Convocation Center ... Following the Monarchs, the Panthers will embark on a three-game road stretch at WKU (Jan. 17), at Marshall (Jan. 19) and at Florida Atlantic (Jan. 23) ... FIU returns home for a three-game homestand, beginning on Jan. 26, at 7 p.m. against FAU.

SCOUTING CHARLOTTE

■ Charlotte comes into its game with FIU with a 3-10 record and an 0-2 mark in Conference USA play, following its tough 85-84 loss to Marshall on Jan. 5 ... The 49ers have dropped their last five-straight games and eight of their last nine.

■ Jon Davis is Charlotte's lone player in double-figures in the scoring column, netting 21.4 points-per-game, tops in C-USA ... Malik Martin is second in scoring, and falls just outside of double figures, averaging 9.5 points-per-contest ... Milos Supica averages a team-best 4.8 rebounds-per-game.

THE SERIES AGAINST THE 49ERS

■ FIU and Charlotte have met six times, with all six meetings coming as members of Conference USA ... The all-time series is tied at 3-3 after the Panthers won both games during 2017-18 and hold the longest winning streak during the short six-game series.

FIU All-Time Against Charlotte

Feb. 1, 2014	A	L, 73-61 (C-USA)
Jan. 31, 2015	A	W, 78-70 (C-USA)
Jan. 28, 2016	H	L, 72-69 (C-USA)
Feb., 4, 2017	A	L, 95-80 (C-USA)
Jan. 20, 2018	H	W, 79-59 (C-USA)
March 1, 2018	A	W, 89-83 (C-USA)

SCOUTING OLD DOMINION

■ Old Dominion comes into this week with an 11-4 record and a 1-1 mark in Conference USA ... The Monarchs dropped their first C-USA game of the season, to Marshall (70-67) on Jan. 3 before defeating WKU (69-66) on Jan. 5 ... ODU has won nine of its last 10 after starting the season 2-3.

■ B.J. Stith leads the Monarchs in scoring and rebounding, averaging 18.3 points and 8.5 rebounds-per-game, while Ahmad Carter is netting 17.6 points-per-contest.

THE SERIES AGAINST THE MONARCHS

■ Old Dominion holds a 6-0 series lead in all-time meetings with FIU ... All of the games have come while members of Conference USA ... The Panthers have scored 60-or-more points just once in the series, with that coming during the 2015-16 season (L, 64-60).

FIU All-Time Against Old Dominion

Jan. 16, 2014	H	L, 52-36 (C-USA)
Jan. 29, 2015	A	L, 71-56 (C-USA)
Jan. 30, 2016	H	L, 64-60 (C-USA)
Feb. 2, 2017	A	L, 64-57 (C-USA)
Jan. 18, 2018	H	L, 64-54 (C-USA)
March 3, 2018	A	L, 79-53 (C-USA)

FIU WEEKLY MEDIA PLANNER

MON. 7	TUE. 8	WED. 9	THURS. 10	FRI. 11	SAT. 12	SUN. 13
Practice 8-10:30 a.m.	Practice 11:15 a.m.- 1:30 p.m.	Practice 8-10:30 a.m.	vs. Charlotte 7 p.m.	Practice 3:15-6 p.m.	vs. Old Dominion 7 p.m.	Off

CONFERENCE USA BONUS PLAY FORMAT

Within the format, the 14 Conference USA programs will play each other once and their travel partner twice in the first seven weeks of the conference season. At the end of the seven weeks, teams will be placed in one of three groups based on conference standings through the first 14 games of league action. The teams will be divided into two groups of five (1-5 and 6-10) and a group of four (11-14). During the final three weeks, teams will play within their respective grouping for the last four games of conference play. Home and away games within the groups will be determined by a preset formula.

Once all 18 games have been completed, the top 12 teams based on final league standings will be seeded in the conference tournament. Teams will be guaranteed seeding within their respective group. For example, if a program lands in the second group (6-10), it will seed no higher than six and no lower than 10 in the tournament field.

LAST TIME OUT

■ FIU dropped its first Conference USA game of the season as UAB handed the Panthers an 84-65 loss at Bartow Arena on Jan. 5.

■ After leading by just four at the half, 38-34, the Blazers outscored FIU 46-31 in the second half, a half that saw UAB use a 16-0 run, over just under a five-minute stretch to take its biggest lead of the game to that point, 60-41 ... The Blazers extended the run to as much as 28-4, to pull out to a game-high 26-point lead, 72-46, with 7:31 left in the contest ... FIU shot just 27.3 percent (15-for-55) for the game, while UAB hit at a 55.0 percent clip (33-for-60) ... The Blazers also held a 48-29 advantage on the boards, and a slight 10-9 edge on the offensive glass ... Those 10 offensive rebounds, however, led to 19 second chance points for the Blazers.

■ Devon Andrews led the way for FIU with 20 points on 5-for-10 shooting (50.0 percent) while Antonio Daye, Jr. (Durham, North Carolina) chipped in with 13 points while getting his first career start ... Andrews also grabbed a team-high seven rebounds.

■ The Panthers recorded their fewest turnovers of the season, nine, and fewest since recording just six against North Texas on Feb. 22, 2018.

ROAD WARRIORS

■ Last weekend started another stretch that will keep the Panthers away from home ... With their game against Middle Tennessee on Jan. 3 (W, 83-76), FIU starts another stretch of seven games where five will come on the road ... Following this week against Charlotte and Old Dominion (Jan. 12, 7 p.m.) at home, FIU will close out the stretch with three-straight on the road, at WKU (Jan. 17, 8 p.m. ET), at Marshall (Jan. 19, 7 p.m.) and at Florida Atlantic (Jan. 23, 7 p.m.).

FILLING THE BUCKET AT HOME

■ FIU is currently averaging 100.0 points-per-game at home this season ... Prior to their home game against USF on Dec. 18 - an 82-73 loss - the Panthers averaged an impressive 103.6 points-per-game at home ... The Panthers have hit the century mark in five of their seven games at home this season ... On the flip-side, FIU is allowing just 76.6 points-per-game on its home floor.

FIU COMING-FROM-BEHIND WINS

■ FIU's 83-76 come-from-behind win over Middle Tennessee on Jan. 3, was its seventh of the season, out of its 10 total wins ... The largest deficit that the Panthers have come back from was 15 points, against Florida Gulf Coast on Nov. 28, en route to an 81-80 win.

FIU Come-From-Behind Wins in 2018-19

Opponent	Deficit	Final Score
vs. Milwaukee	-6	86-83
vs. Columbia	-10	98-87
vs. Youngstown State	-7	102-93
vs. Ave Maria	-5	104-84
at Florida Gulf Coast	-15	81-80
vs. North Florida	-9	102-89
at Middle Tennessee	-14	83-76

PANTHERS STREAK COMES TO AN END ...

■ FIU's 121-89 loss at Arkansas on Dec. 1, snapped the Panthers' four-game winning streak, its longest since the 2015-16 season when it won four-consecutive games against Binghamton (66-49), Florida A&M (64-45), Florida Atlantic (76-59) and WKU (75-72) ... Prior to the 2015-16 season the Panthers won six-straight during the 2013-14 campaign.

... AND SO DID THE HOME STREAK

■ FIU's 82-73 loss to USF on Dec. 18, snapped the Panthers' 10-game home winning streak, dating back to their 67-64 win against Rice on Feb. 24, 2018 ... Entering the game against the Bulls, it was the 27th longest streak in the nation ... The Panthers' last loss in the OBCC, prior to Dec. 18, was to Old Dominion, 64-54, on Jan. 18, 2018.

OT WOES

■ Although FIU has not played any overtime games this season, the Panthers have struggled since the 2015-16 season in extra session games, having lost their last 12-straight overtime games, the longest overtime losing streak in the nation ... Six of the losses have been by three points or less ... **FIU's all-time overtime games are listed on page 12.**

FIU's Total Overtime Games Since 2015-16

2015-16: Three (one double overtime)

2016-17: Five (one double overtime)

2017-18: Four (one triple overtime)

FIU WHEN ...

Leading at halftime	6-0
Trailing at halftime	4-5
Tied at halftime	0-0
Overtime	0-0
FIU shoots 50% or better from field	6-0
FIU shoots 40-49% from field	3-1
FIU shoots under 40% from field	1-4
Opp. shoots 50% or better from field	1-4
Opp. shoots 40-49% from field	6-1
Opp. shoots under 40% from field	2-0
FIU outrebounds opponent	4-0
Opp. outrebounds FIU	6-5
Tied in rebounds	0-0
FIU records 10 or more steals	7-3
FIU records 15 or more assists	9-1
FIU commits less than 15 turnovers	5-3
FIU commits 15 or more turnovers	5-2
FIU commits less turnovers than opp.	10-4
FIU commits more turnovers than opp.	0-0
FIU shoots 70% or better from the line	4-2
FIU shoots under 70% from the line	6-3
FIU scores 59 points or less	0-0
FIU scores between 60-69 points	0-2
FIU scores between 70-79 points	0-2
FIU scores between 80-89 points	3-1
FIU scores between 90-99 points	1-0
FIU scores more than 100 points	6-0
Two or less Panthers score in double figures	0-2
Three Panthers score in double figures	1-1
Four or more Panthers score in double figures	9-2
FIU plays at Ocean Bank Convocation Center	6-1
FIU plays on the road	2-4
FIU plays at a neutral site	2-0
Playing in November	7-1
Playing in December	2-3
Playing in January	1-1
Playing in February	0-0
Playing in March	0-0
Playing on Saturday	1-2
Playing on Sunday	1-1
Playing on Monday	0-0
Playing on Tuesday	1-1
Playing on Wednesday	2-0
Playing on Thursday	3-0
Playing on Friday	2-1
Playing during the afternoon	2-1
Playing during the evening	8-4
Games decided by three points or less	2-1
Games decided by four to 10 points	2-2
Games decided by 11-20 points	3-1
Games decided by more than 20 points	3-1

SCORING MARGINS

Points: Margin of victory

1	2	3	4	5	6	7	8	9	10+
1	-	1	-	-	-	1	-	1	6

Points: Margin of defeat

1	2	3	4	5	6	7	8	9	10+
-	1	-	-	-	1	-	-	1	2

2018-19 FIU STARTING LINEUPS

Forward	Forward/Guard	Guard	Guard	Center	W-L
Andrews	Jacob	Burwell	Beard, Jr.	Dieng	4-1
Andrews	Nunez, Jr.	Burwell	Beard, Jr.	Dieng	1-0
Nunez, Jr.	Jacob	Burwell	Beard, Jr.	Dieng	1-0
Andrews	Jacob	Nunez, Jr.	Beard, Jr.	Dieng	4-3
Andrews	Jacob	Daye, Jr.	Beard, Jr.	Osaghae	0-1

A LOOK AT CONFERENCE USA

CONFERENCE USA STANDINGS (THROUGH JAN. 5)

	C-USA	Pct.	Over.	Pct.
North Texas	3-0	1.000	15-1	.938
UAB	2-0	1.000	10-5	.667
Marshall	2-0	1.000	9-6	.600
UTSA	2-0	1.000	8-7	.533
Rice	2-1	.667	7-9	.438
Old Dominion	1-1	.500	11-4	.733
FIU	1-1	.500	10-5	.667
Florida Atlantic	1-1	.500	10-5	.667
WKU	1-1	.500	8-7	.533
Louisiana Tech	1-2	.333	11-5	.688
UTEP	0-2	.000	5-8	.385
Charlotte	0-2	.000	3-10	.231
Middle Tennessee	0-2	.000	3-12	.200
Southern Miss	0-3	.000	8-7	.533

PRESEASON POLL

1. WKU (8)	8. UAB
2. Marshall (5)	9. Middle Tennessee
3. Old Dominion	10. FIU
4. North Texas	11. UTEP
5. UTSA	12. Florida Atlantic
6. Louisiana Tech	13. Charlotte
7. Southern Miss	14. Rice

CONFERENCE USA SCHEDULE

January 10

Charlotte at FIU
 Old Dominion at Florida Atlantic
 UAB at Louisiana Tech
 North Texas at UTEP
 Rice at UTSA
 Middle Tennessee at Southern Miss

January 12

Charlotte at Florida Atlantic
 Old Dominion at FIU
 Middle Tennessee at Louisiana Tech
 WKU at Marshall
 North Texas at UTSA
 Rice at UTEP
 UAB at Southern Miss

January 17

Southern Miss at Charlotte
 FIU at WKU
 Florida Atlantic at Marshall
 Louisiana Tech at Old Dominion
 UTSA at Middle Tennessee
 UTEP at UAB

All times are Eastern



FIU AMONG THE NATIONS LEADERS

■ Through games of Jan. 8, FIU is first in the nation in turnovers forced (22.2), turnover margin (+7.9), total steals (183) and steals-per-game (12.2 apg), and fourth in the nation in scoring (90.7 ppg) ... FIU also ranks among the top-30 in several other categories:

Team

Turnovers Forced	1st	22.2
Turnover Margin	1st	+7.9
Steals-Per-Game	1st	12.2
Total Steals	1st	183
Scoring Offense	4th	90.7
Free-Throw Attempts	5th	416
Three-Point FGA	8th	459
Free Throws Made	16th	270

Individual

Brian Beard, Jr.	Steals-Per-Game	1st	3.3
	Total Steals	1st	50
	Free-Throw Attempts	9th	122
	Assists-Per-Game	19th	6.3
	Free Throws Made	15th	89
	Total Assists	15th	95

Osasumwen Osaghae

	Offensive Rebounds-Per-Game	19th	3.4
	Blocks-Per-Game	29th	2.3
Willy Nunez, Jr.	Three-Point FGA	26th	125

OFF TO A FAST START

■ FIU's 10-5 start is tied for the best 15-game start in program history, joining the 1984-85 squad that also started the season 11-4.

DROPPIN' SOME' C-NOTES

■ FIU's 117 points against Johnson & Wales marked the second-straight game that the Panthers reached the century mark ... The Panthers scored 110 points in the season-opening 110-84 win over Webber International on Nov. 7 ... Prior to this season, the last time that an FIU team hit the 100-point mark in regulation was on Feb. 26, 1998, pouring in 101 points against Centenary in a 101-74 win in the TAAC Tournament ... That was the second of two-straight games where the Panthers scored 100-or-more points ... FIU also did it five days before in a 117-79 win over Troy on Feb. 21, 1998.

■ FIU logged its third 100-plus-point game when it scored 102 points in a 102-93 win over Youngstown State on Nov. 18, and also accomplished the feat in its next outing, against Ave Maria on Nov. 23, in a 104-84 win in the Johnny Bach Classic at Fordham.

■ The Panthers hit the 100-point plateau on Dec. 13, with a 102-89 win against North Florida, and most recently poured in 108 points in a 108-67 win over Florida Memorial on Dec. 20.

■ The Panthers' six 100-point games are tied for the second most in a season in school history, joining the 1982-83 team ... The most 100-point outings in a season for FIU came during the 1997-98 campaign with seven.

A SEASON'S WORTH IN 20 MINUTES

■ During the 2017-18 season, FIU averaged 70.7 points-per-game, and scored 70-or-more points in 14 of their 32 games ... On Nov. 10, against Johnson & Wales, FIU hit that scoring average from a year ago, however it did it in the first half, leading at the break, 70-27.

■ FIU's first half total was three shy of equaling the school record for points in a half, set against Miami Christian on Dec. 16, 1982, when the Panthers scored 73 points in a 137-54 win ... That game against Miami Christian is the game that FIU still holds records for points in a game and margin of victory (+83).

WREAKING HAVOC

■ FIU has certainly caused issues for its opponents, defensively, in its 15 games this season, issues that have also led to production on the offensive end.

■ The Panthers have forced its foes into 332 turnovers on the year, for an average of 22.1 per-outing, and have forced their opponents into 20-or-more turnovers in nine of the 15 games, and better than 30 twice ... In comparison, prior to this season and dating back to the 2012-13 season, FIU had forced its opposition into 20-or-more turnovers in just six games, with the most during that stretch being two, during 2017-18.

■ This season, FIU has benefited from its defense, getting 334 of its 1,361 total points off the opponents' 332 turnovers, or 24.5 percent of its scoring.

FIU's Points Off Turnovers During 2018-19

Opponent	Oppt. TO	FIU POT
Webber International	26	32
Johnson & Wales	29	34
Milwaukee	22	17
Fordham	11	19
Columbia	14	21
Youngstown State	23	19
Ave Maria	32	43
FGCU	19	20
Arkansas	14	23
North Florida	18	23
USF	33	29
Florida Memorial	25	36
Ohio	23	24
Middle Tennessee	21	21
UAB	16	9

NEW LOOK PANTHERS

■ FIU has eight players returning from last year, including two of the more exciting players in Conference USA - Brian Beard, Jr. and Trejon Jacob - however it also welcomes six new additions to the hardwood, and four new faces calling the shots on the sidelines.

■ The Panthers added three freshman in Phillip Smith, Antonio Daye, Jr., and James Ametepe (walk on), in addition to junior college transfers Devon Andrews and Marcus Burwell ... FIU also welcomed Cameron Corcoran, a transfer from Little Rock, who will sit out the 2018-19 season due to NCAA transfer rules.

■ Jeremy Ballard, the sixth member of the Shaka Smart coaching tree (at the time of his hiring), will walk the sidelines as a head coach for the first time in his career during the 2018-19 campaign ... He has assembled a veteran staff of assistants - Associate Head Coach David Cason (came from FGCU), assistant coaches Jesse Bopp (came from IMG Academy) and Joey Rodriguez (came from VCU) - that also join him in their first seasons at FIU.

Shaka Smart Coaching Tree

Jeremy Ballard _____ FIU
Jamion Christian _____ Mount St. Mary's, Siena
Mike Jones _____ Radford
Mike Morrell _____ UNC Asheville
Mike Rhoades _____ Rice, VCU
Will Wade _____ Chattanooga, VCU, LSU

■ A catalyst of VCU's historic 2011 Final Four squad, and one of the most beloved Rams in program history, Joey Rodriguez comes to FIU after serving one season as director of player development at VCU where he worked with Ballard, and former Rice Head Coach Mike Rhoades ... Rodriguez starred for VCU as a point guard from 2007-11 ... Rodriguez was one of the driving forces behind VCU's 2011 march from the NCAA First Four to the Final Four ... He averaged 10.4 points, 5.2 assists and 3.2 rebounds that season, including 9.0 points and 7.7 assists in the Rams' five NCAA Tournament wins, before losing to Butler, 70-62, in the National Semifinals.

BRIAN BEARD, JR. NOTES

■ Had a banner season during his first year with the Panthers, being named Third Team All-Conference USA and was also selected to the C-USA All-Defensive Team ... Averaged a team-high 16.4 points-per-game for FIU, which was good enough for ninth in Conference USA, and a team-best 2.9 steals-per-outing, which was first in C-USA and fifth in the nation ... He also led the team, and was fifth in C-USA, in assists logging 5.7 per-game.

■ Beard, Jr. set the school single-season records for steals (90) and assists (178) last year ... In addition, his 508 points scored, during 2017-18, was the eighth

most scored in a single season at FIU, and the third most scored by a junior ... Netted double figures in 28-of-31 games played, and 20-or-more points nine times.

Single Season Assists Leaders

1.	Brian Beard, Jr. (2017-18)	178
2.	Carlos Arroyo (1997-98)	135
3.	Benny Valdes (1991-92)	123
4.	Ronnie Bryant (1987-88)	119
5.	Carlos Arroyo (2000-01)	117

Single Season Steals Leaders

1.	Brian Beard, Jr. (2017-18)	90
2.	Carlos Morban (2001-02)	87
3.	Jeremy Allen (2011-12)	77
4.	Deric Hill (2012-13)	75
5.	Bobby Lester (1983-84)	67

■ Beard, Jr. currently leads the team in scoring (19.8 ppg), assists (6.3 apg), and steals-per-game (3.3 spg) ... In addition, he leads Conference USA in steals, is second in assists and third in scoring (through Jan. 5).

■ Beard, Jr. has scored double figures in 41 of his 46 games at FIU, including a career-high 36 points against Youngstown State on Nov. 18 ... He also poured in 30 points in the season finale against Southern Miss on March 7, in the Conference USA Tournament first round ... He has netted 20-or-more points in 17 games - and in seven of his last 12 - and 25-or-better in six.

■ Beard, Jr. has handed out five-or-more assists in 33 games with the Panthers, and seven-or-better 21 times, including in the last nine out of 16 games dating back to last year ... He dropped a career-high 10 dimes against Louisiana Tech on Feb. 3, 2017, and equaled that against Columbia on Nov. 17 ... Beard, Jr. has dished out 95 assists in 15 games this year.

■ Beard, Jr. has also recorded nine games with five-plus steals, equaling his career-high of six, four-times, at USF on Dec. 11, 2017, Hartford on Dec. 22, 2017, Florida Atlantic on Dec. 30, 2017, and at Fordham on Nov. 16, 2018.

■ In netting his career-high of 36 points against Youngstown State on Nov. 18, Beard, Jr. shot 69.2 percent (9-for-13) from the field and was 16-for-20 (80.0 percent) from the free-throw line in the win ... In addition, he dished out seven assists against the Penguins.

■ Beard, Jr. turned in an impressive outing in a loss at Arkansas on Dec. 1, recording 21 points, sharing team-high rebounding honors with eight, dishing out six assists and logging five steals against the Razorbacks.

STAT GEEK STATS

FIU SPLITS: HOME, ROAD & NEUTRAL

Category	Home	Road	Neutral
Record	6-1	2-4	2-0
Field Goal%	48.2	40.4	51.5
3-Pt. Field Goal%	33.2	24.4	33.3
Free Throw%	65.1	64.9	64.3
Oppt. Field Goal%	41.6	50.0	46.4
Oppt. 3-Pt. Field Goal%	30.6	33.0	33.9
Oppt. Free Throw%	64.3	68.5	61.5
Rebounding Avg.	41.6	31.8	36.5
Rebounding Margin	-2.0	-15.0	-5.5
Assists/Gm.	18.9	12.8	16.0
Turnovers/Gm.	15.7	12.7	14.0
Blocks/Gm.	5.6	2.7	2.5
Steals/Gm.	14.6	10.3	9.5
Points/Gm.	100.0	76.8	100.0
Points Allowed/Gm.	76.6	85.3	90.0

FIU'S LARGEST IN 2018-19

Lead	70 vs. Johnson & Wales (117-47)
Deficit	35 at FGCU (121-86)
Margin of victory	70 vs. Johnson & Wales (117-47)
Margin of defeat	32 at Arkansas (121-89)
Halftime lead	43 vs. Johnson & Wales (70-27)
Halftime deficit	23 at Arkansas (58-35)
Deficit in win	15 at FGCU (39-24)
Halftime deficit in win	7 at FGCU (41-34)
Lead in loss	6, 2X last at UAB (8-2)
Halftime lead in loss	-

MISCELLANEOUS FIU STATISTICS

Double Figure Scorers

Brian Beard, Jr.	13
Devon Andrews	12
Willy Nunez, Jr.	9
Trejon Jacob	8
Osasumwen Osaghae	6
Antonio Daye, Jr.	6
Isaiah Banks	5

Double-Doubles

Osasumwen Osaghae	2
Brian Beard, Jr.	1
Devon Andrews	1

Games Leading (Sharing) Scoring Honors

Brian Beard, Jr.	9
Devon Andrews	3
Trejon Jacob	1 (1)
Willy Nunez, Jr.	1
Osasumwen Osaghae	(1)

Games Leading (Sharing) Rebounding Honors

Osasumwen Osaghae	5 (1)
Devon Andrews	4
Brian Beard, Jr.	2 (1)
Antonio Daye, Jr.	1
Trejon Jacob	(2)

■ The California native had a solid performance against North Florida on Dec. 13, pouring in a game-high 29 points to go along with a team-high eight rebounds, six assists and four steals ... Beard, Jr. was 9-for-19 (47.4 percent) from the field and 10-of-12 (83.3 percent) from the charity stripe.

■ Beard, Jr. got the Conference USA season off to a rousing start, pouring in a game-high 28 points against Middle Tennessee on Jan. 3 ... In addition to his scoring total, he also handed out seven dimes against the Blue Raiders.

■ Beard, Jr. has made considerable improvements on his shooting from the free-throw line since the start of the season ... In his first five game, he was shooting just 61.2 percent (30-for-49) from the line, with his best percentage being 75.0 percent (3-for-4) against Johnson & Wales on Nov. 9 ... However, in his last 10 outings, Beard, Jr. is shooting at an 80.8 percent (59-for-73) clip, having hit below 80.0 percent just twice, coming at Florida Gulf Coast (33.3 percent, 1-for-3), at Middle Tennessee (74.1 percent, 5-for-7) and at UAB (75.0 percent, 6-for-8).

BEARD, JR. CLIMBING THE CHARTS; MOVES INTO SECOND ALL-TIME IN CAREER ASSISTS

■ In just 46 career games on the floor for FIU, Brian Beard, Jr. has made his mark in the Panthers' record books ... Beard, Jr. is currently second all-time in school history in career assists (273), surpassing Dwight Stewart (264, 1989-93) against Middle Tennessee on Jan. 3 ... He sits second only to Carlos Arroyo (1997-2001) who finished his career with 459 assists, however Arroyo's total came over four years.

■ In addition, Beard, Jr. is tied for fifth all-time at FIU in career steals (140) with Gene Derkack (140, 1995-99).

FIU All-Time Assists Leaders

1. Carlos Arroyo (1997-01)	459
2. Brian Beard, Jr. (2017-present)	273
3. Dwight Stewart (1988-93)	264
4. Patrick McDonald (1982-86)	256
5. Carlos Morban (2001-04)	227

FIU All-Time Steals Leaders

1. Carlos Morban (2001-03)	204
2. Carlos Arroyo (1997-01)	177
3. Dwight Stewart (1988-91)	172
4. Patrick McDonald (1982-86)	147
5. Brian Beard, Jr. (2017-present)	140
Gene Derkack (1995-99)	140

BEARD, JR. AMONG THE NATIONS LEADERS

■ Through games of Jan. 8, Brian Beard, Jr. leads the NCAA Division I in steals-per-game (3.3) and total steals (50), 19th in assists-per-game (6.3) and 47th in scoring (19.8) ... **More of Beard, Jr.'s national rankings on page 11.**

BEARD, JR. TABBED C-USA POW

■ Brian Beard, Jr. was named the Conference USA Player of the Week for the week ending, Nov. 18 ... It is the second such honor for Beard, Jr.

■ Beard, Jr. recorded a career week, helping FIU to a 3-1 record, including a 2-1 ledger at the Johnny Bach Classic at Fordham University in the Bronx, New York ... He averaged an impressive 25.8 points-per-game in the four games, to go along with 7.8 assists, 4.0 rebounds and 3.5 steals-per-out-

ing for the Panthers, and also shot 48.3 percent (29-for-60) from the field ... During the Johnny Bach Classic, Beard, Jr. averaged 28.0 points, 8.0 assists and 4.0 steals-per-game.

DEVON ANDREWS NOTES

■ Devon Andrews is currently second on the team in scoring, averaging 15.1 points-per-game, second in steals, grabbing 4.9 rebounds-per-outing and second in assists with 2.0 per-outing ... He is also tied for fourth in Conference USA in steals and 14th in scoring.

■ Devon Andrews had quite a debut in the season-opener against Webber International ... Andrews poured in a career-high 23 points on 9-of-13 (69.2 percent) shooting from the field, including going 2-for-2 from three-point range, and 3-for-5 from the free-throw line (60.0 percent) ... Andrews also had five rebounds, four assists, a blocked shot and a steal, in only 22 minutes.

■ Andrews followed up his debut performance with a 20-point effort against Johnson & Wales on Nov. 9 ... Andrews had a near-perfect night, shooting 8-for-8 from the field, 2-for-2 from behind the three-point arc, and 2-for-4 from the free-throw line, in just 15 minutes.

■ The Ohio native scored a team-high 20 points against UAB on 50.0 percent (5-for-10) shooting from the field and 75.0 percent (9-for-12) from the free-throw line to go along with a team-best seven rebounds.

■ The Ohio native recorded his first career double-double on Nov. 17, against Columbia when he posted a 17-point, 11-rebound effort.

FIU INKS PALM BEACH COUNTY PRODUCT DANTE WILCOX DURING SIGNING PERIOD

FIU Men's Basketball Head Coach Jeremy Ballard announced on Nov. 20, the signing of 6-foot-6, 220-pound guard/forward Dante Wilcox (West Palm Beach, Florida/Oxbridge Academy) to a National Letter of Intent.

"We are thrilled to announce the addition of Dante Wilcox to our FIU Family," said Ballard. "He is first and foremost an extremely high character young man who fits in seamlessly with the culture of our program and university. As a player Dante embodies the core values of what our program is all about: toughness, versatility, competitiveness, and skill level. Dante has the ability to both play and defend multiple positions which is a perfect fit for our position-less system. He possesses an ever-increasing skill level with an appetite for aggressive, physical play that has direct carry over to our style of play. We are also truly excited to add another Florida native who has been so well coached on the high school and AAU levels who comes from an incredibly supportive family. We are really looking forward to what Dante will bring to Panther Nation."

A four-year starter at Oxbridge Academy in Palm Beach County, and a two-year captain, Wilcox was recently named to the Palm Beach Post Preseason Boys Basketball Fab Five.

As a junior, Wilcox helped lead Oxbridge to its third-straight regional finals berth, averaging a team-best 14.1 points-per-game on 59 percent (107-for-182) shooting from the field. In addition, He also recorded 9.8 rebounds, 1.6 assists, 1.4 steals and 1.3 blocked shots-per-game. For his efforts, he was named First Team All-County by the Palm Beach Post.

Wilcox was just as impressive as a sophomore, during the 2016-17 season, averaging 13.6 points-per-game, on 63 percent (144-for-227) shooting from the floor, and grabbing 9.7 rebounds-per-outing. He also averaged 2.0 blocks, 1.9 assists and 1.8 steals-per-game.



■ Andrews netted 15 points against FGCU on Nov. 28, along with a team-high eight rebounds, a career-high four steals and a career-high tying four assists.

■ Through 14 games played this season, Andrews is shooting 57.6 percent (80-for-139) from the field, sixth in C-USA ... Andrews has shot under 50.0 percent just four times this season for the Panthers, however those have been in four of the last seven games.

TREJON JACOB NOTES

■ Had an impressive first season for FIU ... Started in 29 of the 31 games he played in ... Was second on the team in scoring, averaging 14.5 points-per-game, and second in rebounding, grabbing 5.0 boards-per-outing.

■ Jacob has netted double figures in 33 of the 46 games he played in, and 20-plus points nine times, including a men's Ocean Bank Convocation Center record 38 points against Florida Gulf Coast on Dec. 19, 2017 ... He had a season-high 21 points against Ave Maria on Nov. 23, and a 20-point effort at Arkansas on Dec. 1.

■ Jacob had an impressive 20-point performance in the Conference USA opener at Middle Tennessee on Jan. 3 ... Jacob netted 20 points on 6-for-9 (66.7 percent) from the field - all coming from behind the three-point arc - and a perfect 2-for-2 from the charity stripe ... He also shared team-high rebounding honors, grabbing a season-high seven to go along with two steals.

■ Jacob has been a presence on the boards, grabbing six-or-more rebounds, 13 times while with FIU.

ANTONIO DAYE, JR. NOTES

■ Antonio Daye, Jr. is averaging 7.7 points-per-game and 2.9 rebounds-per-outing, for FIU off the bench ... He is also third on the team in assists dishing out 2.4 per-game.

■ Earned his first career start against UAB on Jan. 5, and netted 13 points and grabbed three rebounds.

■ Recorded a career-high 16 points, against Ave Maria on Nov. 23, on 4-for-8 shooting (50.0 percent) from the field and 8-for-11 (72.7 percent) from the free-throw line.

■ Had a 15-point, three-rebound, two-assist effort on Dec. 1, at Arkansas ... Daye, Jr. shot 50.0 percent (5-for-10) from the field and 5-for-10 (50.0 percent) from the line.

■ Posted his fifth-career double-figure scoring performance of his short FIU career, with 11 points at Middle Tennessee on Jan. 3 ... Daye, Jr. was 5-for-7 (71.4 percent) from the field and a perfect 1-for-1 from the line ... Also had three assists, two rebounds and two steals against the Blue Raiders.

■ Daye, Jr. only netted four points to go along with three assists and a rebound against Ohio on Dec. 30, however, recorded a career-high five steals against the Bobcats.

ISAIAH BANKS NOTES

■ Scored a season-high 14 points against Webber International, on Nov. 7, on 7-of-11 shooting from the field (63.6 percent), to go along with five rebounds ... He followed that up with a 12-point, three-rebound, three-steal performance against Johnson & Wales on Nov. 9 ... Shot 66.7 percent (4-for-6) from the field, including 50.0 percent (2-for-4) from three-point range.

■ Banks also posted a 13-point performance against Columbia on Nov. 17, on 6-of-9 (66.7 percent) shooting from the field, and most recently an 11-point, six-rebound performance at Arkansas on Dec. 1, and a 10-point performance against North Florida on Dec. 13.

■ An athletic backcourt player, Banks may be best known for his backboard-shattering dunk that made him an Internet sensation in January 2017 ... The play was ESPN Sportscenter's No. 1 Play of the Day on January 11, in addition to the No. 2 Dunk of the Year - second only to Spartanburg (S.C.) Day School, and current Duke phenomenon, Zion Williamson - and the No. 9 Play of the Year by MaxPreps ... Following his senior campaign, Banks was a first team all-state selection by the Georgia Coaches Association ... He was also named the Georgia-Alabama All-Star Game Slam Dunk Champion.

WILLY NUNEZ, JR. NOTES

■ Is hoping to have an injury-free 2018-19 season after playing in only six games last season ... Logged 26.7 minutes-per-outing for the Panthers, averaging 12.7 points-per-

ALL-TIME FIU 100-POINT GAMES (100 POINTS SCORED BY FIU)

1982-83 (6)

Dec. 16 W 137-54 vs. Miami Christian
Dec. 28 W 105-91 vs. Missouri Baptist
Jan. 12 W 110-79 vs. Webber International
Jan. 15 L 114-107 (OT) vs. Florida Memorial
Feb. 5 W 127-85 vs. Palm Beach Atlantic
Feb. 8 W 106-77 vs. Florida Tech

1983-84 (1)

Jan. 25 W 105-74 vs. Palm Beach Atlantic

1985-86 (1)

Nov. 27 W 100-81 vs. Concordia (N.Y.)

1987-88 (1)

Nov. 30 W 113-103 vs. U.S. International

1988-89 (3)

Jan. 3 W 109-90 vs. Maryland Eastern Shore
Feb. 7 W 105-103 (2OT) vs. UCF
Feb. 11 W 107-89 vs. Northern Illinois

1989-90 (1)

Feb. 22 L 137-113 vs. U.S. International

1990-91 (1)

Jan. 14 W 106-94 vs. U.S. International

1995-96 (1)

Nov. 25 W 123-81 vs. Palm Beach Atlantic

1997-98 (7)

Dec. 6 W 101-90 vs. Akron
Jan. 3 W 106-88 vs. Jacksonville State
Jan. 17 W 103-80 vs. Campbell
Jan. 24 W 116-84 vs. Florida Atlantic
Jan. 31 W 101-80 vs. Stetson
Feb. 21 W 117-79 vs. Troy
Feb. 26 W 101-74 vs. Centenary (TAAC)

2004-05 (1)

Jan. 30 W 118-114 (5OT) vs. UALR

2018-19 (6)

Nov. 7 W 110-84 vs. Webber International
Nov. 9 W 117-47 vs. Johnson & Wales
Nov. 18 W 102-93 vs. Youngstown State
Nov. 23 W 104-82 vs. Ave Maria
Dec. 13 W 102-89 vs. North Florida
Dec. 20 W 108-87 vs. Florida Memorial

2018-19 FIU HONORS

BRIAN BEARD, JR.

■ Conference USA Player of the Week (Nov. 19)

game ... Scored in double figures in four of his six games for FIU, including a career-high 19 points against Florida National on Nov. 29, 2017 ... Also has 18 points against James Madison on Dec. 16, 2017.

■ Has scored double figures in 13 of his 21 games - and in six of his last nine played for FIU, dating back to last season, with seven of those games being 15-or-more points.

■ Poured in a career-high 22 points on Dec. 20, against Florida Memorial ... Was 7-for-14 (50.0 percent) from the field, including 46.2 percent (6-for-13), and a perfect 2-for-2 from the free throw line.

■ Tied his previous career-high with 19 points against Johnson & Wales on Nov. 9 ... Had an impressive shooting performance, hitting for 60.0 percent of his shots from the floor (6-for-10), including 55.6 percent (5-for-9) from behind the three-point arc, and 2-for-2 from the free-throw line.

OSASUMWEN OSAGHAE NOTES

■ A walk-on who earned a scholarship during the summer of 2018.

■ Is averaging 8.3 points-per-game and leads the team in rebounding, grabbing 7.6 boards-per-game ... His rebounds-per-game average is also sixth in Conference USA, through Jan. 5 ... In addition, Osaghae is shooting 64.5 percent (40-for-62) from the field, tops on the team and third in C-USA.

■ Osaghae is currently 19th in the nation in offensive rebounds-per-game, grabbing 3.4 per-outing, and is 29th in the nation in blocks, rejecting 2.3 per-contest.

■ He recorded his first career double-double with a career-high tying 10 points and a career-best 12 rebounds against Johnson & Wales on Nov. 9 ... Was 4-for-6 (66.7 percent) against the Wildcats.

■ Followed up his first career-double-double with his second-straight - in what was the best overall game of his FIU career, against Milwaukee on Nov. 13 ... Scored 10 points and grabbed a career-high 15 rebounds, to go along with four blocked shots ... He took over in the final 10 minutes scoring nine of his 10 points, grabbing six rebounds - including four offensive - and blocking two Milwaukee shots ... None of those points down the stretch were bigger than the three-point play that he converted with 11 seconds left in the game with the score tied at 83-all, and putting FIU up three, for good.

■ Scored a then career-high 14 points on perfect shooting against Youngstown State on Nov. 18 ... Was 6-of-6 from the field and 2-for-2 from the free-throw line.

■ Had an 18-point, seven-rebound, four block and one assist game against North Florida on Dec. 13 ... Osaghae shot 72.7 percent (8-for-11) from the field in the win and was a perfect 2-for-2 from the free-throw line.

■ Had a 13-rebound performance at Ohio on Dec. 30, including six on the offensive glass, the second most of his collegiate career.

FIU PICKED 10TH IN C-USA PRESEASON POLL

■ The FIU Panthers were picked to finish 10th in the Conference USA preseason poll which was selected by the leagues 14 head coaches.

■ WKU picked up 8-of-14 first place votes claiming the top spot ... Defending Conference USA Tournament champion Marshall, who received five first place votes was picked second, while Old Dominion, North Texas, and UTSA were slated third through fifth, respectively ... Louisiana Tech, Southern Miss, UAB, Middle Tennessee and the Panthers round out the top 10 ... The rest of the C-USA coaches poll is as follows: 11. UTEP, 12. Florida Atlantic, 13. Charlotte, and 14. Rice.

JOHNNY BACH CLASSIC

■ FIU's first road trip of the season was a success as the Panthers posted a 2-1 record at the Johnny Bach Classic at Fordham University in the Bronx, New York ... FIU recorded wins over Columbia (98-87) on Nov. 17, and Youngstown State (102-93) on Nov. 18 ... The Panthers dropped the opener to the host Rams, 83-77, on Nov. 16 ... FIU averaged 92.3 points-per-game in the three-day event.

■ Brian Beard, Jr. averaged 28.0 points-per-game, 8.0 assists, 5.0 rebounds and 4.0 steals-per-outing, while shooting 52.3 percent (23-for-44) from the field and 70.0 percent (35-for-50) from the charity stripe ... He logged 20-or-more points in all three contests, including a career-high 36 points against Youngstown State on 69.2 percent (9-of-13) shooting from the field and 16-for-20 (80.0 percent) from the line.

■ Devon Andrews also had a solid weekend in the Bronx, averaging 17.7 points and 7.0 rebounds-per-game in the three games ... He recorded his first career double-double with the Panthers, in their win over Columbia, with a 17-point and career-high 11-rebound performance.

GETTING SOCIAL WITH THE PANTHERS

■ Fans are encouraged to follow @FIUHoops on Twitter, and "Like" FIU men's basketball on Facebook (www.Facebook.com/FIUMensBBall) for the latest Panther basketball news ... Follow all of FIU's 18 athletic teams on Twitter (@FIUAthletics), Facebook (Facebook.com/FIUSports), YouTube (FIUPanthers), and Instagram (FIUathletics).

BRIAN BEARD, JR. BY THE NUMBERS

Brian Beard, Jr. has made a tremendous impact on the Panthers' program in a short period of time, and is on pace to be one of the schools all-time leaders in career points, assists and steals. Below is where the senior point guard ranks in the career record book and a list of some of his top performances.

FIU ALL-TIME ASSIST LEADERS

1. Carlos Arroyo (1997-01)	459
2. Brian Beard, Jr. (2017-present)	273
3. Dwight Stewart (1988-93)	264
4. Patrick McDonald (1982-86)	256
5. Carlos Morban (2001-04)	227

FIU ALL-TIME STEALS LEADERS

1. Carlos Morban (2001-03)	204
2. Carlos Arroyo (1997-01)	177
3. Dwight Stewart (1988-91)	172
4. Patrick McDonald (1982-86)	147
5. Brian Beard, Jr. (2017-present)	140
Gene Derkack (1995-99)	140
7. Mark Hollin (1981-85)	125
8. Marcus Carreño (1996-99)	122
9. Tymell Murphy (2012-14)	115
10. Bobby Lester (1983-85)	114
Jeremy Allen (2010-12)	114

CAREER 20-PLUS POINT GAMES (in order by date; career-high in bold)

Dec. 11, 2017 at USF	28
Dec. 19, 2017 vs. Florida Gulf Coast	24
Jan. 11, 2018 at UTSA	20
Jan. 25, 2018 at Rice	22
Jan. 27, 2018 at North Texas	22
Feb. 1, 2018 vs. Southern Miss	23
Feb. 20, 2018 at Florida Atlantic	20
March 3, 2018 at Old Dominion	23
March 7, 2018 vs. Southern Miss (C-USA Tournament)	30
Nov. 11, 2018 vs. Webber International	20
Nov. 16, 2018 at Fordham	22
Nov. 17, 2018 vs. Columbia	26
Nov. 18, 2018 vs. Youngstown State	36
Nov. 28, 2018 at Florida Gulf Coast	21
Dec. 1, 2018 at Arkansas	21
Dec. 13, 2018 vs. North Florida	29
Jan. 3, 2019 at Middle Tennessee	28

CAREER SEVEN-PLUS ASSIST GAMES (in order by date; career-high in bold)

Nov. 10, 2017 vs. Florida Memorial	7
Dec. 16, 2017 vs. James Madison	7
Dec. 19, 2017 vs. Florida Gulf Coast	7
Dec. 30, 2017 vs. Florida Atlantic	8
Jan. 6, 2018 vs. UAB	9
Jan. 11, 2018 at UTSA	8
Jan. 18, 2018 vs. Old Dominion	7
Jan. 20, 2018 vs. Charlotte	8
Feb. 3, 2018 vs. Louisiana Tech	10
Feb. 10, 2018 at WKU	7
Feb. 22, 2018 vs. North Texas	8
Feb. 24, 2018 vs. Rice	7
March 7, 2018 vs. Southern Miss (C-USA Tournament)	7
Nov. 7, 2018 vs. Webber International	9
Nov. 9, 2018 vs. Johnson & Wales	7
Nov. 13, 2018 vs. Milwaukee	7
Nov. 16, 2018 at Fordham	7
Nov. 17, 2018 vs. Columbia	10
Nov. 18, vs. Youngstown State	7
Jan. 3, 2019 at Middle Tennessee	7

CAREER FIVE-PLUS STEAL GAMES (in order by date; career-high in bold)

Dec. 2, 2017 vs. South Alabama	5
Dec. 11, 2017 at USF	6
Dec. 19, 2017 vs. Florida Gulf Coast	5
Dec. 22, 2017 vs. Hartford	6
Dec. 30, 2017 vs. Florida Atlantic	6
Feb. 3, 2018 vs. Louisiana Tech	5
Nov. 16, 2018 at Fordham	6
Dec. 1, 2018 at Arkansas	5
Dec. 30, 2018 at Ohio	5

BRIAN BEARD, JR. AMONG NCAA DIVISION I LEADERS (TOP 50) ...

1ST IN STEALS-PER-GAME (3.3)

1ST IN TOTAL STEALS (50)

9TH IN FT ATTEMPTS (122)

15TH IN TOTAL ASSISTS (95)

15TH IN FT MADE (89)

19TH IN ASSISTS-PER-GAME (6.3)

47TH IN POINTS-PER-GAME (19.8)

46TH IN TOTAL POINTS (297)

(THROUGH GAMES OF JAN. 8)



FIU ALL-TIME IN OVERTIME

- Overall Record: 24-43
- Home: 11-16 (FIU Arena: 9-14)
- Away: 9-20, Neutral: 4-6

Date	W/L	Opponent
Nov. 20, 1981	L	at Augusta 67, FIU 66 (2ot)
Jan. 18, 1982	W	FIU 81, at Florida Memorial 77
Feb. 18, 1982	W	at FIU 81, Florida Tech 73
Jan. 15, 1983	L	at Florida Memorial 114, FIU 107
Dec. 18, 1984	L	Fla. Southern 87, at FIU 84 (2ot)
Dec. 23, 1985	L	Cheyney 54, at FIU 53
Jan. 21, 1986	W	at FIU 79, St. Thomas 78
Dec. 18, 1986	W	at FIU 94, Dartmouth 89
Jan. 16, 1987	W	at FIU 95, UMES 93 (2ot)
Jan. 9, 1989	L	Arkansas State 88, at FIU 77
Feb. 7, 1989	W	FIU 105, at UCF 103 (2ot)
Feb. 25, 1989	L	at Nicholls State 91, FIU 81
Dec. 30, 1991	L	at Louisiana 104, FIU 93 (2ot)
Jan. 23, 1992	L	at SE Louisiana 81, FIU 79
Feb. 8, 1992	W	FIU 68, at Stetson 65
Jan. 14, 1993	W	FIU 69, at Georgia State 68
Feb. 20, 1993	L	at Centenary 84, FIU 81
March 3, 1994	L	Centenary 69, FIU 67
Dec. 10, 1994	L	VCU 76, at FIU 67
Jan. 21, 1995	L	Mercer 86, at FIU 76
March 3, 1995	W	FIU 65, SE La. 64
Feb. 5, 1996	W	at FIU 90, Jacksonville State 88

Feb. 29, 1996	W	FIU 58, Samford 55
Dec. 17, 1998	L	at Illinois-Chicago 78, FIU 70
Feb. 6, 1999	W	at FIU 73, Louisiana Tech 65
Nov. 20, 1999	L	Northern Illinois 98, at FIU 92
Dec. 18, 1999	L	St. Bonaventure 78, FIU 70
Dec. 23, 1999	L	Brigham Young 83, at FIU 75
Dec. 30, 2000	L	at North Texas 70, FIU 68
Jan. 16, 2001	L	at Arkansas State 57, FIU 56
Jan. 10, 2002	W	FIU 79, at North Texas 78
Nov. 26, 2002	W	FIU 68, at Princeton 65
Dec. 28, 2002	L	Duquesne 71, at FIU 68
Jan. 5, 2003	L	North Texas 94, at FIU 91
March 21, 2004	W	at FIU 63, New Orleans 58
Dec. 28, 2004	W	at FIU 74, Ohio 73
Jan. 11, 2005	L	at La Salle 74, FIU 72
Jan. 30, 2005	W	at FIU 118, UALR 114 (5ot)
Nov. 29, 2005	W	at FIU 69, USF 64 (2ot)
Dec. 20, 2005	L	at La Salle 70, FIU 61
Dec. 27, 2005	L	St. Bonaventure 69, FIU 65
Feb. 11, 2006	L	at Arkansas State 85, FIU 84
Feb. 28, 2007	L	at Florida Atlantic 91, FIU 88
Dec. 20, 2008	L	Tennessee-Martin 77, at FIU 76
Feb. 7, 2009	W	at FIU 80, Arkansas State 76
Dec. 20, 2009	W	FIU 80, at North Texas 70
Feb. 11, 2010	L	at South Alabama 69, FIU 65
Jan. 15, 2011	L	at Denver 79, FIU 70
Feb. 3, 2011	W	FIU 81, at Troy 80

Feb. 19, 2011	L	Florida Atlantic 80, at FIU 78
Nov. 14, 2011	W	FIU 79, George Mason
Jan. 14, 2012	L	at Louisiana 87, FIU 81
Feb. 23, 2012	L	Troy 75, FIU 70
Nov. 19, 2013	L	vs. Youngstown State 74, FIU 72
Jan. 2, 2014	L	at Florida A&M 93, FIU 88
Nov. 28, 2014	W	FIU 61, Wright State 59
Jan. 15, 2015	W	FIU 66, Marshall 62
Feb. 12, 2015	W	FIU 73, at Southern Miss 71
Nov. 22, 2015	L	vs. Oral Roberts 76, FIU 70
Dec. 6, 2015	L	vs. FGCU 84, FIU 76
Dec. 19, 2015	L	at Northern Illinois 78, FIU 75 (2ot)
Nov. 18, 2016	L	at South Alabama 69, FIU 64
Nov. 19, 2016	L	vs. Jacksonville 78, FIU 75
Nov. 30, 2016	L	at Elon 84, FIU 81
Jan. 12, 2017	L	at UTEP 88, FIU 87 (2ot)
Feb. 16, 2017	L	at Southern Miss 69, FIU 66
Nov. 12, 2017	L	vs. Stetson 70, FIU 64
Nov. 17, 2017	L	vs. Elon 95, FIU 87 (3ot)
Jan. 4, 2018	L	vs. Middle Tennessee 71, FIU 66
Jan. 27, 2018	L	at North Texas 69, FIU 67

THE LAST TIME FIU ...

Beat a Top 25 Team	Never	OPP scored 40 or less	11/13/15 vs. Trinity Baptist (39)	20+ turnovers	12/18/18 vs. USF (24)
Beat a Top 10 Team	Never	Consecutive OPP below 40	Never	OPP 25+ turnovers	12/18/18 vs. USF (33)
Beat a Top 5 Team	Never	OPP scored 10 or less in a half	Never	Player 40+ points	Never
Beat a C-USA Team by +20	3/02/14 vs Tulane (73-47)	OPP shot below 30%	11/10/18 vs. Johnson & Wales (26.2) (16-61)	Player 35+ points	11/18/18 vs. Youngstown State (Brian Beard, Jr. 36)
Won in overtime	2/12/15 at Southern Miss (73-71)	Shot 60%+ FG	1/21/17 vs. UAB (65.3%) (32-49)	Player 30+ points	11/18/18 vs. Youngstown State (Brian Beard, Jr. 36)
Lost in overtime	1/27/18 at North Texas (69-67, ot)	Shot 60%+ FG in C-USA	1/21/17 vs. UAB (65.3%) (32-49)	3 players 20+ points	Never
Played double overtime	1/12/16 at UTEP (L. 88-87, 2ot)	Shot 50%+ FG in C-USA	2/18/16 at North Texas (51.8%) (29-56)	2 players 20+ points	1/3/19 at Middle Tennessee (Brian Beard, Jr. 28; Trejon Jacob 20)
Played triple overtime	11/17/17 vs. Elon (95-87, 3ot)	OPP shot 60%+	12/1/18 at Arkansas (60.9%) (42-69)	6+ players 10+ points	12/20/18 vs. Florida Memorial (6)
Came from +10 down to win	1/3/19 at Middle Tennessee (58-44, -14)	Shot 70%+ in a half	1/21/17 vs. UAB (75.0%) (18-24)	5+ players 10+ points	12/13/18 vs. North Florida (5)
Won non-conf road/neut game	11/28/18 at FGCU (81-80)	Shot 60%+ in a half	12/20/18 vs. Florida Memorial (61.5%) (24-39)	10 players 10+ minutes	12/20/18 vs. Florida Memorial (10)
Won C-USA road game	1/3/19 at Middle Tennessee (83-76)	Shot under 30%	1/5/19 at UAB (27.3%)	Player 20+ rebounds	11/30/16 at Elon (Mike Kessens) (23)
Lost at home	12/18/18 vs. USF (82-73)	Shot 60%+ from 3PT	1/21/17 vs. UAB (75.0%) (6-8)	Player 15+ rebounds	11/13/18 vs. Milwaukee (Osasumwen Osaghae, 17)
Lost non-conf home	12/18/18 vs. USF (82-73)	Shot 50%+ from 3PT	2/3/18 vs. Louisiana Tech (50.0%) (9-17)	Player 10+ assists	11/17/18 vs. Columbia (Brian Beard, Jr., 10)
Scored 100+	12/20/18 vs. Florida Memorial (W, 108-67)	Shot 95%+ from FT	Never	Player 5+ steals	12/1/18 at Arkansas (Brian Beard, Jr., 5)
Allowed 100+	12/1/18 at Arkansas (L, 121-89)	Shot 85%+ from FT	2/9/17 vs. Rice (88.2%) (15-17)	Player 5+ blocks	1/25/18 at Rice (Osasumwen Osaghae, 5)
Scored 90+	11/17/18 vs. Columbia (98-87)	Shot 50% or less from FT	11/28/18 at FGCU (41.7%) (5-12)	Player Triple-Double	3/7/15 vs UAB (Adrian Diaz) (14 pts., 12, rbs., 13, blks.)
Allowed 90+	11/18/18 vs. Youngstown State (W, 102-93)	50+ rebounds	12/20/18 vs. Florida Memorial (50)		
Scored 80+	12/1/18 at Arkansas (L, 121-89)	45+ rebounds	2/27/16 vs. Florida Atlantic (46)		
Scored 80+ in C-USA	3/1/18 at Charlotte (W, 89-83)	20+ offensive rebounds	12/1/18 at Arkansas (20)		
Scored under 50	2/14/15 at LA Tech (42-75)	20 or less rebounds	Never		
Scored under 40	1/16/14 vs ODU (36-52)	OPP less than 20 rebounds	Never		
Scored 60+ in a half	12/20/18 vs. Florida Memorial (62)	15+ steals	12/30/18 at Ohio (18)		
Scored 50+ in a half	12/13/18 vs. North Florida (52)	10+ steals	11/2/18 vs. USF (14)		
Bench scored 50+ points	11/10/18 vs. Johnson & Wales (63)	30+ assists	Never		
OPP scored 45 or less	12/29/15 vs. FAMU (65-45)	20+ assists	11/10/18 vs. Johnson & Wales (26)		
Consecutive OPP below 45	Never	5 or less turnovers	1/13/18 at UTEP (5)		

FIU CAREER HIGHS

0 - PHILLIP SMITH

Points	0
Rebounds	0
Assists	1 vs. Florida Memorial (12/20/18)
Steals	0
Blocked Shots	0
Minutes	4 vs. Florida Memorial (12/20/18)
Field Goals Made	0
Field Goal Attempts	1 vs. Florida Memorial (12/20/18)
Three-Point Field Goals Made	0
Three-Point Field Goals Attempted	1 vs. Florida Memorial (12/20/18)
Free Throws Made	0
Free Throw Attempts	1 vs. Florida Memorial (12/20/18)

1 - ISAIAH BANKS

Points:	17 vs. Elon (11/17/17)
Rebounds	6 at Arkansas (12/1/18)
Assists	3 vs. North Florida (12/13/18)
Steals	3, 3X last vs. Columbia (11/17/18)
Blocked Shots	1, 4X last at Arkansas (12/1/18)
Minutes	23, 3X last at Arkansas (12/1/18)
Field Goals Made	7 vs. Webber International (11/7/18)
Field Goal Attempts	11 vs. Webber International (11/7/18)
Three-Point Field Goals Made	4 vs. Elon (11/17/17)
Three-Point Field Goals Attempted	6 vs. Elon (11/17/17)
Free Throws Made	3, 2X last at Arkansas (12/1/18)
Free Throw Attempts	3, 2X last vs. Johnson & Wales (11/9/18)

2 - CORDELL VEIRA

Points	9 vs. Concordia-St. Paul (11/19/17)
Rebounds	4, 3X last vs. Johnson & Wales (11/9/18)
Assists	4 vs. Concordia-St. Paul (11/19/17)
Steals	2 vs. Florida Memorial (11/10/17)
Blocked Shots	2 at Florida Gulf Coast (11/28/18)
Minutes	39 vs. Concordia-St. Paul (11/19/17)
Field Goals Made	3 vs. Concordia-St. Paul (11/19/17)
Field Goal Attempts	8 vs. Concordia-St. Paul (11/19/17)
Three-Point Field Goals Made	3 vs. Concordia-St. Paul (11/19/17)
Three-Point Field Goals Attempted	4 vs. Concordia-St. Paul (11/19/17)
Free Throws Made	3 vs. Florida Memorial (12/20/18)
Free Throw Attempts	4, 2X last vs. Florida Memorial (12/20/18)

3 - TREJON JACOB

Points	38 vs. Florida Gulf Coast (12/19/17)
Rebounds:	9 vs. Stetson (11/12/17)
Assists	4 vs. Rice (2/24/18)
Steals	4, 2X last at Ohio (12/30/18)
Blocked Shots	2 at Milwaukee (11/18/17)
Minutes	42 vs. Middle Tennessee (1/4/18)
Field Goals Made	13 vs. Florida Gulf Coast (12/19/17)
Field Goal Attempts	21 at Rice (1/25/18)
Three-Point Field Goals Made	7 vs. Florida Gulf Coast (12/19/17)
Three-Point Field Goals Attempted	13, vs. UAB (1/6/18)
Free Throws Made	7, 2X last at Florida Atlantic (2/17/18)
Free Throw Attempts	11 vs. Florida Gulf Coast (12/19/17)

4 - BRIAN BEARD, JR.

Points	36 vs. Youngstown State (1/18/18)
Rebounds	8, 3X last vs. North Florida (12/13/18)
Assists	10, 2X last vs. Columbia (11/18/18)
Steals	6, 6X last vs. Fordham (11/16/18)
Blocked Shots	1 vs. Florida Memorial (12/20/18)
Minutes	47 vs. Elon (11/17/17)
Field Goals Made	10, 2X last vs. Southern Miss (3/7/18)
Field Goal Attempts	23 at Middle Tennessee (1/3/19)
Three-Point Field Goals Made	5 at Middle Tennessee (1/3/19)
Three-Point Field Goals Attempted	13 at Middle Tennessee (1/3/19)
Free Throws Made	16 vs. Youngstwn State (11/18/18)
Free Throw Attempts	20 vs. Youngstwn State (11/18/18)

5 - ANTONIO DAYE, JR.

Points	16 vs. Ave Maria (11/23/18)
Rebounds	8 vs. Webber International (11/7/18)
Assists	4 vs. Johnson & Wales (11/9/18)
Steals	5 at Ohio (12/30/18)
Blocked Shots	0
Minutes	34 at UAB (1/5/19)
Field Goals Made	6 vs. Webber International (11/7/18)
Field Goal Attempts	11 vs. Webber International (11/7/18)
Three-Point Field Goals Made	1, 2X last at UAB (1/5/19)
Three-Point Field Goals Attempted	2, 3X last at UAB (1/5/19)
Free Throws Made	8 vs. Ave Maria (11/23/18)
Free Throw Attempts	11 vs. Ave Maria (11/23/18)

10 - DEVON ANDREWS

Points	23 vs. Webber International (11/7/18)
Rebounds	11 vs. Columbia (11/17/18)
Assists	4, 2X last at Florida Gulf Coast (11/28/18)
Steals	4, 3X last vs. Florida Memorial (12/20/18)
Blocked Shots	2 at Middle Tennessee (1/3/19)
Minutes	31, 2X last at UAB (1/5/19)
Field Goals Made	9 vs. Webber International (11/7/18)
Field Goal Attempts	13 vs. Webber International (11/7/18)
Three-Point Field Goals Made	2, 4X last vs. Florida Memorial (12/20/18)
Three-Point Field Goals Attempted	7 at Ohio (12/30/18)
Free Throws Made	9 at UAB (1/5/19)
Free Throw Attempts	12 at UAB (1/5/19)

15 - JAMES AMETEPE

Points	8 vs. Ave Maria (11/23/18)
Rebounds	5 vs. Ave Maria (11/23/18)
Assists	0
Steals	1 vs. Ave Maria (11/23/18)
Blocked Shots	1 vs. Johnson & Wales (11/7/18)
Minutes	9, 2X last vs. Ave Maria (11/23/18)
Field Goals Made	3 vs. Ave Maria (11/23/18)
Field Goal Attempts	7 vs. Ave Maria (11/23/18)
Three-Point Field Goals Made	0
Three-Point Field Goals Attempted	0
Free Throws Made	2 vs. Ave Maria (11/23/18)
Free Throw Attempts	2 vs. Ave Maria (11/23/18)

FIU CAREER HIGHS

20 - WILLY NUNEZ, JR.

Points	22 vs. Florida Memorial (12/20/18)
Rebounds	7 vs. Webber International (11/7/18)
Assists	3, 2X last vs. Johnson & Wales (11/7/18)
Steals	2, 3X last vs. Ave Maria (11/23/18)
Blocked Shots	1, 3X last vs. Milwaukee (11/13/18)
Minutes	32 at North Florida (12/13/17)
Field Goals Made	7, 3X last vs. Florida Memorial (12/20/18)
Field Goal Attempts	15 at North Florida (12/13/17)
Three-Point Field Goals Made	6 vs. Florida Memorial (12/20/18)
Three-Point Field Goals Attempted	13 vs. Florida Memorial (12/20/18)
Free Throws Made	4, 3X last vs. USF (12/18/18)
Free Throw Attempts	5, 4X last vs. North Florida (12/13/18)

22 - ELHADJI DIENG

Points	8 vs. North Florida (12/13/18)
Rebounds	8 vs. Florida Atlantic (12/30/30)
Assists	1, 5X last vs. Florida Memorial (12/20/18)
Steals	1, 5X last vs. Florida Memorial (12/20/18)
Blocked Shots	2, 4X last vs. Charlotte (1/20/18)
Minutes	22 vs. Stetson (11/12/17)
Field Goals Made	3, 3X last vs. North Florida (12/13/18)
Field Goal Attempts	5, 3X last vs. North Florida (12/13/18)
Three-Point Field Goals Made	0
Three-Point Field Goals Attempted:	0
Free Throws Made	4 at UTSA (1/11/18)
Free Throw Attempts	6 vs. Johnson & Wales (11/7/18)

31 - MICHAEL DOUGLAS

Points	19 at UTEP (1/13/18)
Rebounds	10 at UTEP (1/13/18)
Assists	3 vs. Johnson & Wales (11/9/13)
Steals	3, 3X last at North Texas (2/27/18)
Blocked Shots	2, 3X last vs. Johnson & Wales (11/9/18)
Minutes	38, 2X last vs. Southern Miss (3/7/18)
Field Goals Made	8 at UTEP (1/13/18)
Field Goal Attempts	14 at UTEP (1/13/18)
Three-Point Field Goals Made	4, 2X last vs. North Texas (2/22/18)
Three-Point Field Goals Attempted	8 at Old Dominion (3/3/18)
Free Throws Made	7, 2X last vs. FGCU (12/19/17)
Free Throw Attempts	10, 2X last vs. FGCU (12/19/17)

34 - OSASUMWEN OSAGHAE

Points	18 vs. North Florida (12/13/18)
Rebounds	15 vs. Milwaukee (11/13/18)
Assists	1, 2X last vs. Columbia (11/17/18)
Steals	2, 4X last vs. USF (12/18/18)
Blocked Shots	5, 2X last at Rice (1/25/18)
Minutes	25 at Ohio (12/30/18)
Field Goals Made	8 vs. North Florida (12/13/18)
Field Goal Attempts	12 at UTSA (1/11/18)
Three-Point Field Goals Made	0
Three-Point Field Goals Attempted	1 vs. Johnson & Wales (11/7/18)
Free Throws Made	6 at UTSA (1/11/18)
Free Throw Attempts	12 at UTSA (1/11/18)

NOV. 7, 2018 | VS. WEBBER INTERNATIONAL | MIAMI, FLA.

Official Basketball Box Score - Game Totals - Final Statistics
Webber International vs FIU
11/07/18 7:00 p.m. at Miami, Fla.

Webber International 84 - 2-1

#	Player	Total	3-Ptr	Rebounds	PF	TP	A	TO	Blk	Stl	Min			
		FG-FGA	FG-FGA	FT-FTA	Off	Def	Total							
01	Tommie Luke	* 5-13	0-2	3-7	1	5	6	3	13	2	4	0	0	20
04	Simon Francis	* 2-10	0-4	2-2	6	5	11	2	6	5	3	1	1	23
06	Malik Morrow	* 5-11	4-9	0-0	1	4	5	1	14	0	5	0	0	28
14	Kevin Grace	* 3-8	1-5	5-5	1	4	5	3	12	0	0	0	0	24
21	Rashawn Etienne	* 2-11	1-6	2-2	3	2	5	2	7	3	4	0	0	26
00	Orlando Fletcher	0-0	0-0	0-0	0	1	1	0	0	0	0	0	0	3
03	Nicholas Blocker	0-1	0-0	1-4	0	2	2	3	1	1	5	0	2	8
12	Nicholas Toledo	1-4	0-1	4-6	0	1	1	3	6	1	1	0	1	19
20	Nikita Orap	0-2	0-0	0-0	0	1	1	1	0	1	0	0	0	7
22	Herman Robinson	1-1	0-0	0-0	0	0	0	2	2	0	1	0	0	6
24	Garrett Woodmansee	5-7	3-5	1-2	0	6	6	1	14	0	0	0	0	13
23	Jonathan Phillistin	2-3	0-1	4-6	1	2	3	1	8	2	2	0	1	16
33	Georges Darvlien	0-3	0-1	1-2	0	2	2	0	1	0	0	0	0	5
Team					2	2	4							
Totals		26-74	9-36	23-36	15	37	52	22	84	15	26	1	5	200
FG % 1st Half: 15-39 38.5%		2nd half: 11-25 31.4%		Game: 26-74 35.1%		Deadball Rebounds								
3FG % 1st Half: 4-22 18.2%		2nd half: 3-14 21.4%		Game: 9-36 25.0%		9								
FT % 1st Half: 6-10 60.0%		2nd half: 17-26 65.4%		Game: 23-36 63.9%										

FIU 110 - 1-0

#	Player	Total		3-Ptr		Rebounds			PF	TP	A TO Blk Stl			Min
		FG-FGA	FG-FGA	FT-FTA	Off Def Tot	PF	TP							
03	JACOB, Trejon	* 7-12	4-7	1-3	0	3	3	2	19	0	1	1	1	19
04	BEARD, JR., Brian	* 8-15	2-6	2-6	0	6	6	1	20	9	3	0	4	26
10	ANDREWS, Devon	* 9-13	2-3	3-5	4	1	5	1	23	4	3	1	1	22
11	BURWELL, Marcus	* 3-7	0-3	3-4	0	2	2	3	9	1	1	0	2	20
22	DIENG, Elhadji	* 0-0	0-0	0-1	0	2	2	1	0	1	0	1	0	10
01	BANKS, Isaiah	* 7-11	0-4	0-4	3	2	5	3	14	1	1	0	1	23
02	VEIRA, Cordell	* 1-2	0-1	1-2	0	4	4	3	3	1	2	1	1	13
05	DAYE, JR., Antonio	* 6-11	0-1	2-3	1	7	8	4	14	3	2	0	2	18
15	AMETEP, James	* 1-2	0-0	0-0	0	0	0	2	2	0	0	0	0	5
20	NUNEZ, JR., Willy	* 1-7	1-7	1-2	1	6	7	2	4	0	3	1	2	21
31	DOUGLAS, Michael	* 1-3	0-1	0-0	0	1	1	4	2	1	0	0	0	14
34	OSAGHAE, Osasumwen	* 0-2	0-0	0-0	2	2	4	4	0	0	1	2	2	9
Team					2	1	3							
Totals		44-85	9-32	13-30	13	37	50	30	110	21	17	7	16	200
FG % 1st Half: 22-44 50.0%		2nd half: 22-42 52.4%		Game: 44-85 51.8%		Deadball Rebounds 8								
3FG % 1st Half: 5-18 27.8%		2nd half: 4-14 28.6%		Game: 9-32 28.1%										
FT % 1st Half: 8-18 44.4%		2nd half: 5-12 41.7%		Game: 13-30 43.3%										

Officials: Jeff Pott, Brandon Hiers, Antonio Vargas
Technical fouls: Webber International-None. FIU-None.
Attendance: 877
Flagrant 1 Foul on WLU's Blocker at 9:01 (2nd)

Score by periods	1st	2nd	Total
Webber International	42	42	84
FIU	57	53	110

Lost FG - WUWBB 2nd-00:51, FIUW 2nd-00:15.
Largest lead - WUWBB None, FIUW by 27 2nd-00:15.
WUWBB led for 00:00. FIUW led for 39:50. Game was tied for 00:00.

Points	In	Off	2nd	Fast	Bench
WUWBB	32	27	9	4	32
FIUW	70	32	11	38	39

Score tied - 0 times.
Lead changed - 0 times.

NOV. 9, 2018 | VS. JOHNSON & WALES | MIAMI, FLA.

Official Basketball Box Score - Game Totals - Final Statistics
Johnson & Wales vs FIU
11/09/18 7:45 PM at Ocean Bank Convocation Center

Johnson & Wales 47 - 0-3

#	Player	Total		3-Ptr	Rebounds			PF	TP	A TO Blk Stl			Min	
		FG-FGA	FG-FGA	FT-FTA	Off	Def	Tot							
02	Dwayne Adams	* 2-6	0-0	4-4	0	3	3	2	8	4	7	0	2	27
03	Michael Stuart	* 3-10	2-7	0-0	0	0	0	1	8	3	0	0	0	35
04	Jacknecore Joseph	* 0-6	0-4	3-3	2	2	4	3	3	0	3	0	1	20
20	David Joachim	* 3-5	2-3	0-0	2	2	4	4	8	0	2	0	0	13
31	Gustav Ling	* 3-6	1-4	0-1	1	4	5	5	7	1	2	2	1	13
05	Quadian Johnson	* 0-2	0-0	0-0	1	0	1	1	0	0	0	0	0	4
10	Dylan McHugh	* 2-7	2-7	0-0	1	3	4	0	6	0	0	0	0	28
11	Sidney Alcona	* 0-5	0-5	0-0	0	3	3	1	0	1	2	0	0	9
12	Jordan Martin	* 0-2	0-0	0-0	0	0	0	0	1	0	2	0	0	5
14	Justin Walker	* 1-7	0-2	0-0	0	1	1	1	2	0	0	0	0	16
21	Sebastian Puig	* 0-1	0-1	0-0	0	0	0	0	0	0	0	0	0	6
22	William Verrylen	* 0-2	0-0	0-0	1	3	4	2	0	0	1	2	0	18
23	Tristan Stephens	* 2-2	0-0	1-2	1	3	4	4	5	1	6	0	0	14
Team					4	1	5							
Totals		16-61	7-33	8-10	13	25	38	25	47	10	29	4	5	200
FG % 1st Half: 9-32 28.1%		2nd half: 7-29 24.1%		Game: 16-61 26.2%		Deadball Rebounds 0								
3FG % 1st Half: 4-16 25.0%		2nd half: 3-17 17.6%		Game: 7-33 21.2%										
FT % 1st Half: 5-6 83.3%		2nd half: 3-4 75.0%		Game: 8-10 80.0%										

FIU 117 - 2-0

#	Player	Total	3-Ptr	Rebounds	PF	TP	A	TO	Blk	Stl	Min			
		FG-FGA	FG-FGA	FT-FTA								Off	Def	Tot
03	JACOB, Trejon	* 2-7	0-4	2-3	2	1	3	1	6	1	2	0	4	17
04	BEARD, JR., Brian	* 4-8	3-4	3-4	0	3	3	1	14	7	1	0	4	22
10	ANDREWS, Devon	* 8-8	2-2	2-4	1	1	2	0	20	0	1	0	1	15
11	BURWELL, Marcus	* 4-11	1-6	1-2	0	3	3	1	10	6	1	0	2	20
22	DIENG, Elhadji	* 1-1	0-0	2-6	1	1	2	1	4	0	0	0	0	9
01	BANKS, Isaiah	* 4-6	2-4	2-3	0	3	3	2	12	1	1	0	3	18
02	VEIRA, Cordell	* 2-4	1-3	0-0	0	4	4	0	5	1	0	1	0	16
05	DAYE, JR., Antonio	* 4-8	0-1	4-7	2	3	5	3	12	4	3	0	1	20
15	AMETEP, James	* 1-4	0-0	0-0	1	1	2	0	0	2	0	0	1	9
20	NUNEZ, JR., Willy	* 6-10	5-9	2-2	0	3	3	0	19	3	0	0	0	19
31	DOUGLAS, Michael	* 1-5	0-3	1-2	2	2	4	1	3	0	0	2	0	17
34	OSAGHAE, Osasumwen	* 4-6	0-1	2-4	5	7	12	1	10	0	0	3	0	18
Team					5	2	7							
Totals		41-78	14-37	21-37	19	34	53	12	117	26	10	7	15	200
FG % 1st Half: 24-39 61.5%		2nd half: 17-39 43.6%		Game: 41-78 52.6%		Deadball Rebounds 9								
3FG % 1st Half: 7-16 43.8%		2nd half: 7-21 33.3%		Game: 14-37 37.8%										
FT % 1st Half: 15-23 65.2%		2nd half: 6-14 42.9%		Game: 21-37 56.8%										

Officials: Kevin Mathis, Josue Nieves, Shane Land
Technical fouls: Johnson & Wales-None. FIU-None.
Attendance: 719

Score by periods	1st	2nd	Total
Johnson & Wales	27	20	47
FIU	70	47	117

Lost FG - JWUM 2nd-01:31, FIUW 2nd-01:14.
Largest lead - JWUM None, FIUW by 70 2nd-01:46.
JWUM led for 00:00. FIUW led for 39:17. Game was tied for 00:48.

Score tied - 1 time.
Lead changed - 0 times.

NOV. 13, 2018 | VS. MILWAUKEE | MIAMI, FLA.

Official Basketball Box Score - Game Totals - Final Statistics
Milwaukee vs FIU
11-13/18 7 p.m. at Ocean Bank Convocation Center, Miami, FL

Milwaukee 83 - 0-3

		Total	3-Ptr	Rebounds										
#	Player	FG-FGA	FG-FGA	FT-FTA	Off	Def	Tot	PF	TP	A	TO	Blk	Stl	Min
01	ABRAM, DeAndre	* 5-13	1-5	0-0	2	13	15	1	11	0	3	3	1	34
02	ARTHUR-WILLIAMS, B.	* 0-0	0-0	0-0	0	0	0	2	0	0	0	0	2	3
12	ALLEN, Amir	* 2-2	0-0	1-1	1	2	3	1	5	0	1	1	0	9
13	WRIGHT, Jake	* 3-7	3-7	0-0	0	1	1	2	9	1	4	1	0	38
20	ROY, Darius	* 7-19	2-5	3-4	1	5	6	2	19	5	3	0	2	38
04	BARNES, Bryce	2-7	0-0	2-4	1	0	1	3	6	1	4	0	0	23
04	SESSOMS, Wil	7-9	0-0	3-5	6	3	9	3	17	0	1	1	1	16
05	WARREN-NEWSOME, C.	4-8	0-1	2-3	0	7	7	4	10	5	2	0	0	16
11	JOHNSON, Vance	2-5	0-0	2-4	1	2	3	5	6	0	3	0	0	13
25	MADGE, Jamar	0-0	0-0	0-0	0	0	0	0	0	0	0	0	0	0+
Team					3	2	5							
Totals		32-70	6-18	13-21	15	35	50	23	83	12	22	6	9	200
FG 1st Half: 19-41		46.3%	2nd half: 13-29	44.8%	Game: 32-70		45.7%							Deadball
3FG 1st Half: 5-10		50.0%	2nd half: 1-8	12.5%	Game: 6-18		33.3%							Rebounds
FT 1st Half: 7-10		70.0%	2nd half: 6-11	54.5%	Game: 13-21		61.9%							2

NOV. 17, 2018 | VS. COLUMBIA | BRONX, N.Y.

Official Basketball Box Score -- Game Totals -- Final Statistics

FIU vs Columbia
11/17/18 6:00 pm at

FIU 98 • 3-1

#	Player	Total		3-Ptr		Rebounds			PF	TP	A		To	Blk	Stl	Min
		FG-FGA	FG-FGA	FT-FTA	Off Def Tot											
01	Banks, Isaiah	6-9	1-3	0-3	1 0 1	3	13	0	0	0	3	18				
02	Veira, Cordell	1-1	1-1	0-0	0 0 0	0	3	1	1	0	0	6				
03	Jacob, Trejon	4-9	2-6	1-2	0 6 6	0	11	1	2	0	1	27				
04	Brian Beard Jr	7-17	1-4	11-18	0 6 6	2	26	10	3	0	3	33				
05	Antonio Daye, Jr	0-2	0-0	1-2	2 2 4	2	1	1	3	0	0	15				
10	Andrews, Devon	6-12	1-2	4-4	0 11 11	3	17	2	2	1	2	28				
11	Burwell, Marcus	0-0	0-0	0-0	0 0 0	4	0	0	0	0	0	7				
20	Wily Nunez Jr	5-12	4-11	1-2	2 3 5	0	15	0	1	0	0	27				
22	Dieng, Elhadji	0-0	0-0	0-0	0 0 0	4	0	0	1	0	0	7				
31	Douglas, Michael	0-1	0-0	0-0	0 0 0	2	0	0	0	0	0	9				
34	Osaghae, Osasumwen	5-6	0-0	2-5	5 4 9	5	12	1	1	3	0	23				
Team					0 0 0											
Totals		34-69	10-27	20-36	10 32 42	25	98	16	14	4	9	200				

FG % 1st Half: 15-29 51.7% 2nd half: 19-40 47.5% Game: 34-69 49.3%
 3FG % 1st Half: 5-13 38.5% 2nd half: 5-14 35.7% Game: 10-27 37.0%
 FT % 1st Half: 8-14 57.1% 2nd half: 12-22 54.5% Game: 20-36 55.6%

Deadball
Rebounds
10,1

Columbia 87 • 0-3

#	Player	Total		3-Ptr		Rebounds			PF	TP	A		To	Blk	Stl	Min
		FG-FGA	FG-FGA	FT-FTA	Off Def Tot											
04	Hunter, Rodney	2-3	0-0	2-7	1 6 7	4	6	2	2	1	0	24				
22	Nweke, Ike	2-6	0-0	4-6	2 2 4	1	8	0	1	1	0	21				
15	Stefanini, Gabe	12-17	5-9	4-4	1 3 4	5	33	4	3	0	2	28				
21	Smith, Mike	3-11	0-4	1-2	0 0 0	4	7	4	4	0	3	30				
33	Bibbs, Tai	2-10	1-5	1-2	4 0 4	2	6	1	0	0	0	20				
03	Tape, Patrick	3-4	0-0	5-6	2 4 6	1	11	1	0	1	0	16				
10	Adlesh, Quinton	2-8	2-6	0-0	0 3 3	3	6	3	2	0	0	19				
12	Barba, Peter	0-1	0-1	0-0	0 0 0	1	0	0	0	0	0	8				
13	Brumant, Randy	0-0	0-0	0-0	0 6 6	4	0	2	2	1	0	15				
20	Killingsworth, Jake	2-5	2-2	1-2	0 5 5	2	7	1	0	0	0	17				
32	Ellis, Maka	1-1	1-1	0-0	0 0 0	0	3	0	0	0	0	2				
Team					0 0 0											
Totals		29-66	11-28	18-29	10 29 39	27	87	18	14	4	5	200				

FG % 1st Half: 14-34 41.2% 2nd half: 15-32 46.9% Game: 29-66 43.9%
 3FG % 1st Half: 6-14 42.9% 2nd half: 5-14 35.7% Game: 11-28 39.3%
 FT % 1st Half: 7-10 70.0% 2nd half: 11-19 57.9% Game: 18-29 62.1%

Deadball
Rebounds
5,2

Officials: Mike Millone, Matt Oblas, Guy Pagano

Technical fouls: FIU-None. Columbia-None.

Attendance: 1834

2018 Johnny Bach Classic

Score by periods	1st	2nd	Total
FIU	43	55	98
Columbia	41	46	87

Points		In	Off	2nd	Fast	Bench
		Paint	T/O	Chance	Break	
FIU		46	21	10	23	98
COL		30	10	9	3	27

Last FG - FIU 2nd-00:34, COL 2nd-02:26.
 Largest lead - FIU by 11 2nd-00:34, COL by 10 1st-16:42.
 FIU led for 21:19, COL led for 16:04. Game was tied for 02:37.

Score tied - 5 times.
 Lead changed - 3 times.

NOV. 23, 2018 | VS. AVE MARIA | MIAMI, FLA.

Official Basketball Box Score -- Game Totals -- Final Statistics

Ave Maria vs FIU

11-23-18 5 p.m. at Ocean Bank Convocation Center, Miami, FL

Ave Maria 84 • 6-3

#	Player	Total		3-Ptr		Rebounds			PF	TP	A		To	Blk	Stl	Min
		FG-FGA	FG-FGA	FT-FTA	Off Def Tot											
01	GRUIJIC, JOVAN	5-6	1-1	3-4	3 3 6	4	14	1	0	1	0	21				
11	BATES, ROMELLO	8-12	0-1	0-2	2 7 9	1	16	8	7	0	2	38				
15	BEHREND, LEO	4-11	3-7	2-2	1 6 7	3	13	2	5	1	0	23				
20	RICCIO, GIANPAOLO	4-9	3-6	2-3	1 4 5	3	13	1	4	0	1	31				
23	STEEL, JEFFREY	2-5	1-3	1-2	2 2 4	3	6	0	4	0	0	29				
02	BRANKOV, NEMANJA	5-9	0-0	0-0	0 8 8	3	10	1	4	0	0	19				
02	WATTS, CAELAN	1-4	1-2	0-0	0 1 1	4	3	0	1	0	0	13				
23	SULLIVAN, GREENAN	4-7	1-2	0-0	0 2 2	3	9	1	6	0	2	23				
22	MENENDEZ, CHRISTIAN	0-1	0-0	0-0	0 1 1	0	0	0	0	0	0	3				
Team					0 2 2											
Totals		33-64	10-22	8-13	9 36 45	24	84	14	32	2	5	200				

FG % 1st Half: 18-28 64.3% 2nd half: 15-36 41.7% Game: 33-64 51.6%
 3FG % 1st Half: 6-10 60.0% 2nd half: 4-12 33.3% Game: 10-22 45.5%
 FT % 1st Half: 6-8 75.0% 2nd half: 2-5 40.0% Game: 8-13 61.5%

Deadball
Rebounds
2

FIU 104 • 6-1

#	Player	Total		3-Ptr		Rebounds			PF	TP	A		To	Blk	Stl	Min
		FG-FGA	FG-FGA	FT-FTA	Off Def Tot											
20	NUNEZ, JR., Willy	5-9	4-7	2-2	0 1 1	1	16	2	1	0	2	28				
22	DIENG, Elhadji	3-5	0-0	1-3	2 3 5	4	7	0	1	0	0	11				
03	JACOB, Trejon	8-11	5-7	0-0	1 3 4	1	21	0	0	1	3	24				
04	BEARD, JR., Brian	7-13	0-4	4-4	0 0 0	0	18	6	2	0	3	29				
11	BURWELL, Marcus	2-7	0-3	2-3	1 5 6	0	6	5	2	0	1	23				
01	BANKS, Isaiah	3-7	0-2	0-1	0 0 0	3	6	0	1	0	1	21				
02	VEIRA, Cordell	2-2	0-0	0-0	1 0 1	1	4	0	1	0	0	10				
05	DAYE, JR., Antonio	4-8	0-0	8-11	0 3 3	1	16	3	2	0	4	22				
15	AMETEPE, James	3-7	0-0	2-2	2 3 5	4	8	0	2	0	1	9				
31	DOUGLAS, Michael	1-6	0-2	0-1	0 5 5	3	2	0	2	1	0	23				
Team					0 2 2											
Totals		38-75	9-25	19-27	7 25 32	18	104	16	14	2	15	200				

FG % 1st Half: 19-37 51.4% 2nd half: 19-38 50.0% Game: 38-75 50.7%
 3FG % 1st Half: 7-14 50.0% 2nd half: 2-11 18.2% Game: 9-25 36.0%
 FT % 1st Half: 8-13 61.5% 2nd half: 11-14 78.6% Game: 19-27 70.4%

Deadball
Rebounds
2

Officials: Bill Jacobson, Josue Nieves, Shane Land

Technical fouls: Ave Maria-None. FIU-None.

Attendance: 545

Score by periods	1st	2nd	Total
Ave Maria	48	36	84
FIU	53	51	104

Points		In	Off	2nd	Fast	Bench
		Paint	T/O	Chance	Break	
AMUM		42	16	12	15	22
FIUM		58	43	8	29	36

Last FG - AMUM 2nd-00:07, FIUM 2nd-00:51.
 Largest lead - AMUM by 5 1st-16:38, FIUM by 26 2nd-05:16.
 AMUM led for 08:26, FIUM led for 27:38. Game was tied for 03:36.

Score tied - 8 times.
 Lead changed - 16 times.

NOV. 18, 2018 | VS. YOUNGSTOWN STATE | BRONX, N.Y.

Official Basketball Box Score -- Game Totals -- Final Statistics

Youngstown St. vs FIU
11-18-18 12:00 pm at

Youngstown St. 93 • 2-4

#	Player	Total		3-Ptr		Rebounds			PF	TP	A	To	Blk	Stl	Min
		FG-FGA	FG-FGA	FT-FTA	Off	Def	Tot								
23	Olamide Pedersen	f	1-2	0-0	1-4	4	1	5	3	3	0	1	0	0	8
33	Naz Bohannon	f	4-8	0-1	1-2	5	5	10	0	9	4	2	1	0	33
03	Darius Quisenberry	g	1-17	3-8	2-3	0	1	1	5	21	3	4	0	1	30
22	Devin Morgan	g	1-5	0-4	0-0	0	1	1	4	2	0	6	0	0	18
32	Garrett Covington	g	3-5	1-2	2-4	0	4	4	2	9	2	4	0	4	20
00	Antwan Maxwell		1-5	0-2	1-1	0	0	0	2	3	0	0	1	0	10
01	Atiba Taylor		2-3	0-1	0-1	0	2	2	1	4	2	2	0	0	8
02	Jelani Simmons		2-6	1-4	0-0	4	0	4	2	5	2	1	0	1	15
05	Kendale Hampton		0-0	0-0	2-3	1	2	3	3	2	1	1	0	0	9
13	Donel Cathcart		9-14	4-7	5-5	1	3	4	2	27	1	1	0	1	24
21	Noe Anabir		3-4	0-0	0-0	5	1	6	3	6	1	1	0	1	16
31	Michael Akuckie		0-2	0-2	0-0	0	2	2	1	0	0	0	0	0	5
42	Alex Holcombe		1-1	0-0	0-0	0	0	0	0	2	0	0	0	0	4
	Team					2	1	3							
Totals			35-72	9-31	14-23	22	23	45	28	93	16	23	2	8	200

DEC. 30, 2018 | AT OHIO | ATHENS, OHIO

Official Basketball Box Score -- Game Totals -- Final Statistics

FIU vs Ohio
12-30-18 2:00 pm at

FIU 66 • 9-4

#	Player	Pos	Total			3-Ptr			Rebounds			PF	TP	A To	Bk	Stl	Min
			FG	FGA	FG%	FT	FTA	FT%	Off	Def	Tot						
10	ANDREWS, Devon	f	5-12	0-3	1-2	0	5	5	3	11	0	3	0	2			
22	DIENG, Elhadji	c	0-1	0-0	0-0	0	1	1	2	0	1	0	0	0	0	0	9
03	JACOB, Trejon	g	3-8	0-4	0-2	0	1	1	1	6	0	1	0	4			22
04	BEARD, JR., Brian	g	5-13	1-7	2-2	0	2	2	3	13	6	6	0	5	33		
20	NUNEZ, JR., Willy	g	3-10	1-8	1-2	0	1	1	1	8	2	0	0	1	1	27	
01	BANKS, Isaiah	c	0-3	0-3	0-0	0	0	0	0	1	0	1	0	0	7		
05	DAYE, JR., Antonio	f	2-3	0-1	0-0	0	1	1	3	4	3	2	0	5			22
11	BURWELL, Marcus	f	3-7	3-7	0-0	0	0	0	2	9	0	1	0	0	14		
31	DOUGLAS, Michael	f	3-4	2-3	0-0	0	1	1	2	8	0	0	0	1	13		
34	OSAGHAE, Osasumwen	f	3-4	0-0	1-2	6	7	13	2	7	1	0	1	0	25		
	Team					2	0	2									
	Totals		27	25	37.6	5	19	27	20	66	13	15	1	18	200		

FG % 1st Half:	11-30	36.7%	2nd ha	27-65	41.5%	Deadball
3FG % 1st Half:	6-19	31.6%	2nd ha	7-36	19.4%	Rebounds
FT % 1st Half:	3-5	60.0%	2nd ha	5-10	50.0%	2

Ohio 68 • 8-4

#	Player		Total			3-Ptr		Rebounds		PF	TP	A	TO	Blk	Stl	Min
			FG-FGA	FG-FGA	FT-FTA	Off	Def	Tot								
01	Jason Carter	f	8-11	0-0	3-5	2	7	9	1	19	3	2	0	0	34	
45	Doug Taylor	f	6-6	0-0	0-1	2	8	10	4	12	3	2	0	0	27	
04	Jason Preston	g	4-5	0-0	3-4	1	2	3	1	11	3	2	0	1	33	
04	Teyvion Kirk	g	8-22	0-3	2-3	3	6	9	0	18	2	6	1	1	33	
23	Antonio Cowart Jr.	g	0-3	0-2	0-0	0	3	3	2	0	2	3	0	1	27	
05	Ben Vander Plas	g	2-5	1-3	0-0	2	3	5	1	5	1	2	0	1	19	
10	Connor Murrell	g	0-0	0-0	0-0	0	0	0	1	0	0	1	0	0	3	
22	Gavin Block	g	1-5	1-4	0-0	0	2	2	1	3	3	4	0	1	24	
	Team					1	2	3								
	Totals		29-57	2-12	8-13	11	33	44	11	68	14	23	3	5	200	

FG % 1st Half: 17-34	50.0%	2nd half: 12-23	52.2%	Game: 29-57	50.9%	Deadball Rebounds 3
3FG % 1st Half: 1-7	14.3%	2nd half: 1-5	20.0%	Game: 2-12	16.7%	
FT % 1st Half: 3-5	60.0%	2nd half: 5-8	62.5%	Game: 8-13	61.5%	

Officials: Courtney Green, Chris Beaver, Terry Wymer
Technical fouls: FIU-None. Ohio-None.

Attendance: 3451
2018-19 Men's Basketball. Round: 0. FIU vs Ohio. Played at

Score by periods	1st	2nd	Total
FIU	31	35	66
Ohio	38	30	68

Points	In Paint	Off T/O	2nd Chance	Fast Break	Bench
FIUM	36	24	6	19	28
OHIO	52	19	7	10	8

Last FG - FIUM 2nd-03:06, OHIO 2nd-00:02.
Largest lead - FIUM by 3 2nd-03:52, OHIO by 12 2nd-16:52.
FIUM led for 05:01. OHIO led for 32:36. Game was tied for 02:23.

JAN. 3, 2019 | AT MIDDLE TENNESSEE | MURFREESBORO, TENN.

Official Basketball Box Score -- Game Totals -- Final Statistics

FIU vs Middle Tennessee
01/03/19 6:30 p.m. at Murfreesboro, TN

FIU 83 • 10-4, 1-0 C-USA

#	Player		Total			3-Ptr		Rebounds				A	To	Bk	Stl	Min
			FG-FGA	FG-FGA	FT-FTA	Off	Def	TO	PF	TP						
10	ANDREWS, Devon	f	6-11	0-3	0-0	1	1	2	0	12	0	1	2	0	25	
22	DIENG, Elhadj	g	1-1	0-0	0-0	0	3	3	3	2	0	0	1	0	9	
03	JACOB, Trejon	g	6-9	6-9	2-2	0	7	7	2	20	0	3	0	27		
04	BEARD, JR., Brian	g	9-23	5-13	5-7	0	1	1	0	28	7	3	0	28		
20	NUNEZ, JR., Willy	g	0-4	0-3	0-0	0	0	0	0	0	0	0	0	8		
01	BANKS, Isaiah		1-4	0-1	1-1	0	2	2	2	3	0	1	0	11		
05	DAYE, JR., Antonio		5-7	0-1	1-1	0	2	2	4	11	3	1	0	29		
11	BURWELL, Marcus		0-4	0-1	0-0	0	1	1	2	0	3	0	0	17		
31	DOUGLAS, Michael		1-2	1-1	0-0	1	0	1	1	3	0	0	0	15		
04	OSAGHAE, Osasumwen		2-3	0-0	0-0	0	7	7	4	4	1	2	0	21		
	Team					1	4	5								
	Totals		31-68	12-32	9-11	3	28	31	18	83	14	10	5	7	200	

FG % 1st Half:	12-34	35.3%	2nd half:	19-34	55.9%	Game:	31-68	45.6%	Deadball Rebound: 0
3FG % 1st Half:	5-18	27.8%	2nd half:	7-14	50.0%	Game:	12-32	37.5%	
FT % 1st Half:	2-2	100.0%	2nd half:	7-9	77.8%	Game:	9-11	81.8%	

Middle Tennessee 76 • 3-11, 0-1 C-USA

#	Player	Total			3-Ptr			Rebounds					A	T	Blk	Stl	Min
		FG-FG%	FG-FG%	FT-FTA	Off	Def	Tot	PF	TP								
22	SCURRY, Reggie	f 4-9	0-0	0-0	5	1	6	3	8	0	1	1	1	24			
25	GAMBLE, Karl	f 6-12	0-1	0-3	5	6	11	3	12	1	2	1	1	28			
03	JOHS, Donovan	g 6-13	3-6	2-3	1	5	6	3	17	0	0	0	1	34			
01	SHIMSON, Jayce	g 4-10	0-1	6-8	1	8	9	14	5	5	0	2	34				
02	GREEN, Antonio	g 6-16	3-11	0-9	3	11	14	23	4	4	1	4	37				
01	FARQUHAR, Junior	g 0-2	0-1	0-0	2	0	1	1	0	2	1	0	15				
04	HAWTHORNE, James	g 1-2	0-0	0-0	1	8	10	3	2	1	3	0	1	28			
	Team				0	1	1			3							
	Totals		27-64	6-20	16-23	15	36	51	18	76	9	21	3	8	200		

FG % 1st Half:	12-31	38.7%	2nd half:	15-33	45.5%	Game:	27-64	42.2%	Deadball Rebound 1
3FG % 1st Half:	5-13	38.5%	2nd half:	1-7	14.3%	Game:	6-20	30.0%	
FT % 1st Half:	4-4	100.0%	2nd half:	12-19	63.2%	Game:	16-23	69.6%	

Officials: Jeb Hartness, Antinio Petty, Raymond Styons
Technical fouls: FIU-None, Middle Tennessee-None.

Score by periods	1st	2nd	Total
FIU	31	52	83
Middle Tennessee	33	43	76

	In	Off	2nd	Fast	
Points	Paint	T/O	Chance	Break	Bench
FIU	36	21	5	8	21
MT	42	7	22	4	2

Last FG - FIU 2nd-01:31, MT 2nd-00:19.
Largest lead - FIU by 11 2nd-02:22, MT by 14 2nd-13:58.
FIU led for 20:48. MT led for 17:38. Game was tied for 01:34.

JAN. 5, 2019 | AT UAB | BIRMINGHAM, ALA.

Official Basketball Box Score -- Game Totals -- Final Statistics

FIU vs UAB

1/5/19 7:00 PM at Bartow Arena, Birmingham, Ala.

FIU 65 • 10-5, 1-1 C-USA

#	Player	Total	3-Ptr	Reb	Def	Off	TP	PF	TP	A	To	Blk	Stl	Min
		FG-FGA	FG-FGA	FT-FTA										
10	ANDREWS, Devon	5-10	1-5	9-12	2	5	7	2	20	2	2	0	3	31
34	OSAGHAE, Osasumwen	1-3	0-0	0-2	0	2	2	3	2	0	1	0	0	17
03	JACOB, Trejon	1-6	1-5	3-4	0	2	2	1	6	0	1	1	1	25
04	BEARD, Jr., Brian	1-12	1-6	6-8	0	5	5	3	9	3	0	0	2	32
05	DAYE, JR., Antonio	4-9	1-2	4-6	2	1	3	4	13	0	0	0	0	34
02	BANKS, Isaiah	1-3	1-3	1-4	0	1	1	1	13	0	2	0	2	10
02	VEIRA, Cordell	0-1	0-0	0-0	0	0	0	0	0	0	0	0	0	1
11	BURWELL, Marcus	0-2	0-1	0-0	0	1	1	0	0	1	1	0	0	6
15	AMETEPE, James	0-0	0-0	0-0	0	0	0	0	0	0	0	0	0	1
20	NUNEZ, Jr., Willy	1-7	1-7	3-3	1	1	2	1	6	0	2	0	0	19
22	DIENG, Elhadji	0-0	0-0	0-0	0	0	0	2	0	0	1	0	0	9
31	DOUGLAS, Michael	1-2	1-2	0-0	0	0	0	3	0	0	0	0	1	15
	Team				2	4	6	3						
	Totals	15-55	7-31	28-39	9	20	29	17	65	7	9	2	9	200

FG % 1st Half: 8-27 29.6%	2nd half: 7-28 25.0%	Game: 15-55 27.3%	Deadball Rebounds 3
3FG % 1st Half: 5-17 29.4%	2nd half: 2-14 14.3%	Game: 7-31 22.6%	
FT % 1st Half: 13-19 68.4%	2nd half: 15-20 75.0%	Game: 28-39 71.8%	

UAB 84 • 10-5, 2-0 C-USA

#	Player		Total		3-Ptr		Rebounds			PF	TP	A	To	Bk	Stl	Min
			FG-FGA	FG-FGT	FT-FTA	Off	Def	Tot								
05	GUEYE, Makhtar	f	5-6	0-0	2-2	1	5	6	3	12	1	3	0	1	18	
23	SULLIVAN, Lewis	f	9-12	1-1	3-4	1	7	8	2	11	1	1	1	30		
01	BRYANT, Zack	g	3-12	1-6	4-4	0	2	2	3	11	6	2	0	31		
02	BELL, Jeremiah	g	1-3	1-2	0-0	1	9	10	1	3	4	3	1	29		
21	PERRY, Jalen	g	5-10	2-5	1-3	2	3	5	3	13	1	2	0	29		
00	SCOTT-GRAYSON, Tyree	g	1-3	0-2	0-0	0	1	1	2	2	2	0	2	11		
03	LOVAN, Tavin	g	7-10	0-0	0-0	3	1	4	0	14	3	0	0	19		
04	MCCOY, Anderson	g	0-0	0-0	2-2	0	0	0	2	2	0	0	0	2		
10	HURTADO, Luis	g	0-0	0-0	0-0	0	0	0	0	0	0	0	0	1		
11	PEARSON, Tamell	g	0-1	0-0	0-0	0	0	0	3	0	0	2	0	4		
12	BUTLER, Will	g	2-3	0-0	1-2	1	8	9	4	5	0	0	1	20		
25	BATHURST, Wil	g	0-0	0-0	0-0	0	0	0	0	0	0	0	1	3		
32	BERTAIN, Nolan	g	0-0	0-0	0-0	0	1	0	0	0	0	0	0	1		
	Team					1	1	2								
Totals			33-60	5-16	13-18	10	38	48	23	84	18	16	4	6	200	

FG % 1st Half:	15-31	48.4%	2nd half:	18-29	62.1%	Game:	33-60	55.0%	Deadball Rebounds 2,1
3FG % 1st Half:	3-10	30.0%	2nd half:	2-6	33.3%	Game:	5-16	31.3%	
FT % 1st Half:	5-5	100.0	2nd half:	8-13	61.5%	Game:	13-18	72.2%	

Officials: Ty Meixell, Jeff Pon, Joey Richardson
Technical fouls: FIU-OSAGHAE, Osasumwen. UAB-MCCOY, Anderson.

Score by periods	1st	2nd	Total
FIU	34	31	65
LIAB	38	46	84

Points	In Paint	Off T/O	2nd Chance	Fast Break	Bench
FIU	12	9	9	2	15
LIAR	54	16	19	10	23

Last FG - FIU 2nd-03:15, UAB 2nd-01:22.
Largest lead - FIU by 6 1st-17:40, UAB by 26 2nd-07:31.
FIU led for 09:46. UAB led for 26:52. Game was tied for 03:22.

Score tied - 4 times.
Lead changed - 11 times.

JAN. 10, 2019 | VS. CHARLOTTE | MIAMI, FLA.



FIU Basketball
FIU Combined Team Statistics (as of Jan 07, 2019)
All games



RECORD:	OVERALL	HOME	AWAY	NEUTRAL
ALL GAMES	10-5	6-1	2-4	2-0
CONFERENCE	1-1	0-0	1-1	0-0
NON-CONFERENCE	9-4	6-1	1-3	2-0

#	Player	gp-gs	min	avg	Total		3-Point		F-Throw		Rebounds				pf	dq	a	to	blk	stl	pts	avg
					fg-fga	fg%	3fg-fga	3fg%	ft-fa	ft%	off	def	tot	avg								
04	BEARD, JR., Brian	15-15	464	30.9	92-210	.438	24-83	.289	89-122	.730	11	51	62	4.1	37	0	95	46	1	50	297	19.8
10	ANDREWS, Devon	14-14	343	24.5	80-139	.576	13-36	.361	39-58	.672	18	51	69	4.9	29	2	19	22	7	28	212	15.1
03	JACOB, Trejon	15-14	346	23.1	66-139	.475	29-78	.372	14-26	.538	10	50	60	4.0	21	0	9	22	6	21	175	11.7
20	NUNEZ, JR., Willy	15-9	350	23.3	49-143	.343	40-125	.320	28-33	.848	5	32	37	2.5	12	0	14	13	2	9	166	11.1
34	OSAGHAE, Osasumw	12-1	216	18.0	40-62	.645	0-1	.000	19-30	.633	41	50	91	7.6	35	2	3	9	27	7	99	8.3
05	DAYE, JR., Antonio	15-1	329	21.9	39-86	.453	2-14	.143	35-57	.614	9	34	43	2.9	43	1	35	42	0	25	115	7.7
01	BANKS, Isaiah	14-0	225	16.1	42-86	.488	8-41	.195	11-27	.407	12	11	23	1.6	32	0	13	17	1	19	103	7.4
11	BURWELL, Marcus	13-7	229	17.6	28-84	.333	11-48	.229	15-20	.750	6	22	28	2.2	26	0	33	15	1	14	82	6.3
31	DOUGLAS, Michael	15-0	208	13.9	17-46	.370	6-23	.261	5-10	.500	11	21	32	2.1	30	1	7	7	4	4	45	3.0
22	DIENG, Elhadji	15-14	177	11.8	13-22	.591	0-0	.000	9-24	.375	14	21	35	2.3	39	2	4	12	6	2	35	2.3
02	VEIRA, Cordell	8-0	73	9.1	6-15	.400	2-9	.222	4-6	.667	1	10	11	1.4	5	0	7	5	4	2	18	2.3
15	AMETEPE, James	7-0	33	4.7	6-14	.429	0-0	.000	2-2	1.000	3	4	7	1.0	9	0	1	2	1	2	14	2.0
00	SMITH, Phillip	1-0	4	4.0	0-1	.000	0-1	.000	0-1	.000	0	0	0	0.0	3	0	1	0	0	0	0	0.0
Team											32	25	57					2				
Total.....		15	2997		478-1047	.457	135-459	.294	270-416	.649	173	382	555	37.0	321	8	241	214	60	183	1361	90.7
Opponents.....		15	3000		440-968	.455	113-354	.319	235-357	.658	208	462	670	44.7	334	-	219	332	64	107	1228	81.9

TEAM STATISTICS	FIUM	OPP	Date	Opponent		Score	Att.
SCORING	1361	1228	11-07-18	WEBBER INTERNATIONAL	w	110-84	877
Points per game	90.7	81.9	11-09-18	JOHNSON & WALES	w	117-47	719
Scoring margin	+8.9	-	11-13-18	MILWAUKEE	w	86-83	773
FIELD GOALS-ATT	478-1047	440-968	11-16-18	at Fordham	L	77-83	500
Field goal pct	.457	.455	11-17-18	vs Columbia	w	98-87	1834
3 POINT FG-ATT	135-459	113-354	11-18-18	vs Youngstown St.	w	102-93	123
3-point FG pct	.294	.319	11-23-18	AVE MARIA	w	104-84	545
3-pt FG made per game	9.0	7.5	11-28-18	at FGCU	w	81-80	2832
FREE THROWS-ATT	270-416	235-357	12-01-18	at Arkansas	L	89-121	13763
Free throw pct	.649	.658	12-13-18	NORTH FLORIDA	w	102-89	622
F-Throws made per game	18.0	15.7	12-18-18	USF	L	73-82	706
REBOUNDS	555	670	12-20-18	FLORIDA MEMORIAL	w	108-67	437
Rebounds per game	37.0	44.7	12-30-18	at Ohio	L	66-68	3451
Rebounding margin	-7.7	-	* 01-03-19	at Middle Tennessee	w	83-76	3307
ASSISTS	241	219	* 01-05-19	at UAB	L	65-84	2878
Assists per game	16.1	14.6					
TURNOVERS	214	332					
Turnovers per game	14.3	22.1					
Turnover margin	+7.9	-					
Assist/turnover ratio	1.1	0.7					
STEALS	183	107					
Steals per game	12.2	7.1					
BLOCKS	60	64					
Blocks per game	4.0	4.3					
ATTENDANCE	4679	28688					
Home games-Avg/Game	7-668	6-4455					
Neutral site-Avg/Game	-	2-978					

* - Conference game

Score by Periods	1st	2nd	Totals
FIU	635	726	1361
Opponents	616	612	1228



FIU Basketball
FIU Combined Team Statistics (as of Jan 07, 2019)
Conference games only



RECORD:	OVERALL	HOME	AWAY	NEUTRAL
ALL GAMES	1-1	0-0	1-1	0-0
CONFERENCE	1-1	0-0	1-1	0-0
NON-CONFERENCE	0-0	0-0	0-0	0-0

#	Player	gp-gs	min	avg	Total		3-Point		F-Throw		Rebounds				pf	dq	a	to	blk	stl	pts	avg
					fg-fga	fg%	3fg-fga	3fg%	ft-fa	ft%	off	def	tot	avg								
04	BEARD, JR., Brian	2-2	70	35.0	10-35	.286	6-19	.316	11-15	.733	0	6	6	3.0	3	0	10	3	0	4	37	18.5
10	ANDREWS, Devon	2-2	56	28.0	11-21	.524	1-8	.125	9-12	.750	3	6	9	4.5	2	0	2	3	2	3	32	16.0
03	JACOB, Trejon	2-2	52	26.0	7-15	.467	7-14	.500	5-6	.833	0	9	9	4.5	3	0	0	4	1	3	26	13.0
05	DAYE, JR., Antonio	2-1	63	31.5	9-16	.563	1-3	.333	5-7	.714	2	3	5	2.5	8	0	4	1	0	2	24	12.0
01	BANKS, Isaiah	2-0	21	10.5	2-7	.286	1-4	.250	4-5	.800	0	3	3	1.5	3	0	0	3	0	3	9	4.5
31	DOUGLAS, Michael	2-0	30	15.0	2-4	.500	2-3	.667	0-0	.000	1	0	1	0.5	1	0	0	0	0	1	6	3.0
34	OSAGHAE, Osasumw	2-1	38	19.0	3-6	.500	0-0	.000	0-2	.000	0	9	9	4.5	7	0	1	1	3	0	6	3.0
20	NUNEZ, JR., Willy	2-1	27	13.5	1-11	.091	1-10	.100	3-3	1.000	1	1	2	1.0	1	0	0	2	0	0	6	3.0
22	DIENG, Elhadji	2-1	18	9.0	1-1	1.000	0-0	.000	0-0	.000	0	3	3	1.5	5	0	0	1	1	0	2	1.0
11	BURWELL, Marcus	2-0	23	11.5	0-6	.000	0-2	.000	0-0	.000	0	2	2	1.0	2	0	4	1	0	0	0	0.0
02	VEIRA, Cordell	1-0	1	1.0	0-1	.000	0-0	.000	0-0	.000	0	0	0	0.0	0	0	0	0	0	0	0	0.0
15	AMETEPE, James	1-0	1	1.0	0-0	.000	0-0	.000	0-0	.000	0	0	0	0.0	0	0	0	0	0	0	0	0.0
Team											5	6	11									
Total.....		2	400		46-123	.374	19-63	.302	37-50	.740	12	48	60	30.0	35	0	21	19	7	16	148	74.0
Opponents.....		2	400		60-124	.484	11-36	.306	29-41	.707	25	74	99	49.5	41	-	27	37	7	14	160	80.0

TEAM STATISTICS	FIUM	OPP	Date	Opponent	Score	Att.
SCORING	148	160	* 01-03-19	at Middle Tennessee	w 83-76	3307
Points per game	74.0	80.0	* 01-05-19	at UAB	L 65-84	2878
Scoring margin	-6.0	-				
FIELD GOALS-ATT	46-123	60-124	* - Conference game			
Field goal pct	.374	.484				
3 POINT FG-ATT	19-63	11-36				
3-point FG pct	.302	.306				
3-pt FG made per game	9.5	5.5				
FREE THROWS-ATT	37-50	29-41				
Free throw pct	.740	.707				
F-Throws made per game	18.5	14.5				
REBOUNDS	60	99				
Rebounds per game	30.0	49.5				
Rebounding margin	-19.5	-				
ASSISTS	21	27				
Assists per game	10.5	13.5				
TURNOVERS	19	37				
Turnovers per game	9.5	18.5				
Turnover margin	+9.0	-				
Assist/turnover ratio	1.1	0.7				
STEALS	16	14				
Steals per game	8.0	7.0				
BLOCKS	7	7				
Blocks per game	3.5	3.5				
ATTENDANCE	0	6185				
Home games-Avg/Game	0-0	2-3092				
Neutral site-Avg/Game	-	0-0				

Score by Periods	1st	2nd	Totals
FIU	65	83	148
Opponents	71	89	160



FIU Basketball
FIU Combined Team Statistics (as of Jan 07, 2019)
Home games



RECORD:	OVERALL	HOME	AWAY	NEUTRAL
ALL GAMES	6-1	6-1	0-0	0-0
CONFERENCE	0-0	0-0	0-0	0-0
NON-CONFERENCE	6-1	6-1	0-0	0-0

#	Player	gp-gs	min	avg	Total		3-Point		F-Throw		Rebounds				pf	dq	a	to	blk	stl	pts	avg
					fg-fga	fg%	3fg-fga	3fg%	ft-fa	ft%	off	def	tot	avg								
04	BEARD, JR., Brian	7-7	200	28.6	41-88	.466	9-31	.290	30-40	.750	5	20	25	3.6	14	0	45	25	1	23	121	17.3
10	ANDREWS, Devon	6-6	137	22.8	36-55	.655	9-14	.643	16-26	.615	8	15	23	3.8	9	1	9	7	4	13	97	16.2
20	NUNEZ, JR., Willy	7-4	161	23.0	27-64	.422	24-57	.421	17-19	.895	1	18	19	2.7	9	0	10	8	2	6	95	13.6
03	JACOB, Trejon	7-7	143	20.4	31-63	.492	15-35	.429	7-13	.538	7	21	28	4.0	10	0	6	12	5	12	84	12.0
34	OSAGHAE, Osasumw	6-0	98	16.3	22-39	.564	0-1	.000	14-19	.737	28	24	52	8.7	12	0	0	5	18	6	58	9.7
01	BANKS, Isaiah	6-0	103	17.2	23-43	.535	3-19	.158	3-10	.300	4	7	11	1.8	13	0	7	6	0	8	52	8.7
11	BURWELL, Marcus	7-4	146	20.9	20-54	.370	7-30	.233	12-17	.706	4	16	20	2.9	14	0	25	9	1	14	59	8.4
05	DAYE, JR., Antonio	7-0	137	19.6	18-41	.439	0-6	.000	22-34	.647	4	21	25	3.6	20	1	18	23	0	14	58	8.3
02	VEIRA, Cordell	4-0	47	11.8	5-10	.500	1-6	.167	4-6	.667	1	10	11	2.8	4	0	3	3	2	1	15	3.8
22	DIENG, Elhadji	7-7	93	13.3	8-15	.533	0-0	.000	9-21	.429	10	13	23	3.3	12	0	2	4	2	2	25	3.6
31	DOUGLAS, Michael	7-0	103	14.7	10-24	.417	2-11	.182	2-4	.500	5	16	21	3.0	13	0	5	4	3	1	24	3.4
15	AMETEPE, James	4-0	28	7.0	5-13	.385	0-0	.000	2-2	1.000	3	4	7	1.8	7	0	1	2	1	2	12	3.0
00	SMITH, Phillip	1-0	4	4.0	0-1	.000	0-1	.000	0-1	.000	0	0	0	0.0	3	0	1	0	0	0	0	0.0
Team											14	12	26					2				
Total.....		7	1400		246-510	.482	70-211	.332	138-212	.651	94	197	291	41.6	140	2	132	110	39	102	700	100.0
Opponents.....		7	1400		194-466	.416	56-183	.306	92-143	.643	100	205	305	43.6	163	-	98	185	27	56	536	76.6

TEAM STATISTICS	FIUM	OPP	Date	Opponent	Score	Att.
SCORING	700	536	11-07-18	WEBBER INTERNATIONAL	w 110-84	877
Points per game	100.0	76.6	11-09-18	JOHNSON & WALES	w 117-47	719
Scoring margin	+23.4	-	11-13-18	MILWAUKEE	w 86-83	773
FIELD GOALS-ATT	246-510	194-466	11-23-18	AVE MARIA	w 104-84	545
Field goal pct	.482	.416	12-13-18	NORTH FLORIDA	w 102-89	622
3 POINT FG-ATT	70-211	56-183	12-18-18	USF	L 73-82	706
3-point FG pct	.332	.306	12-20-18	FLORIDA MEMORIAL	w 108-67	437
3-pt FG made per game	10.0	8.0	* - Conference game			
FREE THROWS-ATT	138-212	92-143				
Free throw pct	.651	.643				
F-Throws made per game	19.7	13.1				
REBOUNDS	291	305				
Rebounds per game	41.6	43.6				
Rebounding margin	-2.0	-				
ASSISTS	132	98				
Assists per game	18.9	14.0				
TURNOVERS	110	185				
Turnovers per game	15.7	26.4				
Turnover margin	+10.7	-				
Assist/turnover ratio	1.2	0.5				
STEALS	102	56				
Steals per game	14.6	8.0				
BLOCKS	39	27				
Blocks per game	5.6	3.9				
ATTENDANCE	4679	0				
Home games-Avg/Game	7-668	0-0				
Neutral site-Avg/Game	-	0-0				

Score by Periods	1st	2nd	Totals
FIU	347	353	700
Opponents	280	256	536



FIU Basketball
FIU Combined Team Statistics (as of Jan 07, 2019)
Away games



RECORD:	OVERALL	HOME	AWAY	NEUTRAL
ALL GAMES	2-4	0-0	2-4	0-0
CONFERENCE	1-1	0-0	1-1	0-0
NON-CONFERENCE	1-3	0-0	1-3	0-0

#	Player	gp-gs	min	avg	Total		3-Point		F-Throw		Rebounds				pf	dq	a	to	blk	stl	pts	avg
					fg-fga	fg%	3fg-fga	3fg%	ft-fa	ft%	off	def	tot	avg								
04	BEARD, JR., Brian	6-6	197	32.8	35-92	.380	12-43	.279	32-44	.727	6	22	28	4.7	18	0	33	16	0	21	114	19.0
10	ANDREWS, Devon	6-6	148	24.7	31-60	.517	3-17	.176	15-20	.750	9	21	30	5.0	17	1	7	12	2	11	80	13.3
03	JACOB, Trejon	6-6	162	27.0	28-62	.452	10-33	.303	6-11	.545	3	22	25	4.2	10	0	2	8	1	8	72	12.0
05	DAYE, JR., Antonio	6-1	152	25.3	19-37	.514	2-8	.250	10-19	.526	3	9	12	2.0	20	0	13	12	0	9	50	8.3
20	NUNEZ, JR., Willy	6-4	139	23.2	14-58	.241	10-50	.200	10-12	.833	2	8	10	1.7	3	0	4	3	0	2	48	8.0
11	BURWELL, Marcus	4-1	62	15.5	8-26	.308	4-16	.250	3-3	1.000	1	3	4	1.0	7	0	6	3	0	0	23	5.8
01	BANKS, Isaiah	6-0	86	14.3	11-30	.367	3-17	.176	7-12	.583	6	4	10	1.7	14	0	4	10	1	7	32	5.3
34	OSAGHAE, Osasumw	4-1	72	18.0	7-11	.636	0-0	.000	1-4	.250	6	21	27	6.8	14	1	2	2	5	0	15	3.8
31	DOUGLAS, Michael	6-0	86	14.3	5-16	.313	4-11	.364	3-6	.500	3	5	8	1.3	12	1	2	3	1	3	17	2.8
22	DIENG, Elhadji	6-5	71	11.8	4-6	.667	0-0	.000	0-3	.000	4	7	11	1.8	20	2	1	6	4	0	8	1.3
15	AMETEPE, James	3-0	5	1.7	1-1	1.000	0-0	.000	0-0	.000	0	0	0	0.0	2	0	0	0	0	0	2	0.7
02	VEIRA, Cordell	3-0	20	6.7	0-4	.000	0-2	.000	0-0	.000	0	0	0	0.0	1	0	3	1	2	1	0	0.0
Team											16	10	26									
Total.....		6	1200		163-403	.404	48-197	.244	87-134	.649	59	132	191	31.8	138	5	77	76	16	62	461	76.8
Opponents.....		6	1200		182-364	.500	37-112	.330	111-162	.685	76	205	281	46.8	116	-	87	110	31	38	512	85.3

TEAM STATISTICS	FIUM	OPP	Date	Opponent	Score	Att.
SCORING						
Points per game	461	512	11-16-18	at Fordham	L 77-83	500
Scoring margin	76.8	85.3	11-28-18	at FGCU	W 81-80	2832
	-8.5	-	12-01-18	at Arkansas	L 89-121	13763
FIELD GOALS-ATT	163-403	182-364	12-30-18	at Ohio	L 66-68	3451
Field goal pct	.404	.500	* 01-03-19	at Middle Tennessee	W 83-76	3307
3 POINT FG-ATT	48-197	37-112	* 01-05-19	at UAB	L 65-84	2878
3-point FG pct	.244	.330	* - Conference game			
3-pt FG made per game	8.0	6.2				
FREE THROWS-ATT	87-134	111-162				
Free throw pct	.649	.685				
F-Throws made per game	14.5	18.5				
REBOUNDS	191	281				
Rebounds per game	31.8	46.8				
Rebounding margin	-15.0	-				
ASSISTS	77	87				
Assists per game	12.8	14.5				
TURNOVERS	76	110				
Turnovers per game	12.7	18.3				
Turnover margin	+5.7	-				
Assist/turnover ratio	1.0	0.8				
STEALS	62	38				
Steals per game	10.3	6.3				
BLOCKS	16	31				
Blocks per game	2.7	5.2				
ATTENDANCE	0	26731				
Home games-Avg/Game	0-0	6-4455				
Neutral site-Avg/Game	-	0-0				

Score by Periods	1st	2nd	Totals
FIU	201	260	461
Opponents	247	265	512



FIU Basketball
FIU Combined Team Statistics (as of Jan 07, 2019)
Neutral site games



RECORD:	OVERALL	HOME	AWAY	NEUTRAL
ALL GAMES	2-0	0-0	0-0	2-0
CONFERENCE	0-0	0-0	0-0	0-0
NON-CONFERENCE	2-0	0-0	0-0	2-0

#	Player	gp-gs	min	avg	Total		3-Point		F-Throw		Rebounds				pf	dq	a	to	blk	stl	pts	avg
					fg-fga	fg%	3fg-fga	3fg%	ft-fa	ft%	off	def	tot	avg								
04	BEARD, JR., Brian	2-2	67	33.5	16-30	.533	3-9	.333	27-38	.711	0	9	9	4.5	5	0	17	5	0	6	62	31.0
10	ANDREWS, Devon	2-2	58	29.0	13-24	.542	1-5	.200	8-12	.667	1	15	16	8.0	3	0	3	3	1	4	35	17.5
34	OSAGHAE, Osasumw	2-0	46	23.0	11-12	.917	0-0	.000	4-7	.571	7	5	12	6.0	9	1	1	2	4	1	26	13.0
20	NUNEZ, JR., Willy	2-1	50	25.0	8-21	.381	6-18	.333	1-2	.500	2	6	8	4.0	0	0	0	2	0	1	23	11.5
01	BANKS, Isaiah	2-0	36	18.0	8-13	.615	2-5	.400	1-5	.200	2	0	2	1.0	5	0	2	1	0	4	19	9.5
03	JACOB, Trejon	2-1	41	20.5	7-14	.500	4-10	.400	1-2	.500	0	7	7	3.5	1	0	1	2	0	1	19	9.5
05	DAYE, JR., Antonio	2-0	40	20.0	2-8	.250	0-0	.000	3-4	.750	2	4	6	3.0	3	0	4	7	0	2	7	3.5
02	VEIRA, Cordell	1-0	6	6.0	1-1	1.000	1-1	1.000	0-0	.000	0	0	0	0.0	0	0	1	1	0	0	3	3.0
31	DOUGLAS, Michael	2-0	19	9.5	2-6	.333	0-1	.000	0-0	.000	3	0	3	1.5	5	0	0	0	0	0	4	2.0
22	DIENG, Elhadji	2-2	13	6.5	1-1	1.000	0-0	.000	0-0	.000	0	1	1	0.5	7	0	1	2	0	0	2	1.0
11	BURWELL, Marcus	2-2	21	10.5	0-4	.000	0-2	.000	0-0	.000	1	3	4	2.0	5	0	2	3	0	0	0	0.0
Team											2	3	5									
Total.....		2	397		69-134	.515	17-51	.333	45-70	.643	20	53	73	36.5	43	1	32	28	5	19	200	100.0
Opponents.....		2	400		64-138	.464	20-59	.339	32-52	.615	32	52	84	42.0	55	-	34	37	6	13	180	90.0

TEAM STATISTICS	FIUM	OPP	Date	Opponent	Score	Att.
SCORING	200	180	11-17-18	vs Columbia	w 98-87	1834
Points per game	100.0	90.0	11-18-18	vs Youngstown St.	w 102-93	123
Scoring margin	+10.0	-	* - Conference game			
FIELD GOALS-ATT	69-134	64-138				
Field goal pct	.515	.464				
3 POINT FG-ATT	17-51	20-59				
3-point FG pct	.333	.339				
3-pt FG made per game	8.5	10.0				
FREE THROWS-ATT	45-70	32-52				
Free throw pct	.643	.615				
F-Throws made per game	22.5	16.0				
REBOUNDS	73	84				
Rebounds per game	36.5	42.0				
Rebounding margin	-5.5	-				
ASSISTS	32	34				
Assists per game	16.0	17.0				
TURNOVERS	28	37				
Turnovers per game	14.0	18.5				
Turnover margin	+4.5	-				
Assist/turnover ratio	1.1	0.9				
STEALS	19	13				
Steals per game	9.5	6.5				
BLOCKS	5	6				
Blocks per game	2.5	3.0				
ATTENDANCE	0	1957				
Home games-Avg/Game	0-0	0-0				
Neutral site-Avg/Game	-	2-978				

Score by Periods	1st	2nd	Totals
FIU	87	113	200
Opponents	89	91	180



FIU Basketball
FIU Combined Team Statistics (as of Jan 07, 2019)
Last Five Games



RECORD:	OVERALL	HOME	AWAY	NEUTRAL
ALL GAMES	2-3	1-1	1-2	0-0
CONFERENCE	1-1	0-0	1-1	0-0
NON-CONFERENCE	1-2	1-1	0-1	0-0

#	Player	gp-gs	min	avg	Total		3-Point		F-Throw		Rebounds				pf	dq	a	to	blk	stl	pts	avg
					fg-fga	fg%	3fg-fga	3fg%	ft-fa	ft%	off	def	tot	avg								
10	ANDREWS, Devon	5-5	132	26.4	26-51	.510	3-16	.188	17-24	.708	6	15	21	4.2	10	1	5	7	4	10	72	14.4
04	BEARD, JR., Brian	5-5	158	31.6	22-65	.338	9-32	.281	18-22	.818	3	12	15	3.0	13	0	26	20	1	15	71	14.2
03	JACOB, Trejon	5-5	116	23.2	18-42	.429	11-29	.379	8-13	.615	3	15	18	3.6	7	0	2	12	3	8	55	11.0
20	NUNEZ, JR., Willy	5-4	96	19.2	13-42	.310	10-38	.263	10-11	.909	1	6	7	1.4	5	0	4	4	0	2	46	9.2
05	DAYE, JR., Antonio	5-1	131	26.2	14-26	.538	1-6	.167	12-18	.667	2	9	11	2.2	16	1	10	13	0	12	41	8.2
34	OSAGHAE, Osasumw	5-1	97	19.4	12-20	.600	0-0	.000	9-14	.643	12	24	36	7.2	14	0	2	3	9	3	33	6.6
11	BURWELL, Marcus	5-0	77	15.4	8-28	.286	6-18	.333	4-4	1.000	2	5	7	1.4	9	0	12	3	1	6	26	5.2
01	BANKS, Isaiah	4-0	39	9.8	7-17	.412	1-9	.111	4-5	.800	0	4	4	1.0	5	0	2	5	0	5	19	4.8
31	DOUGLAS, Michael	5-0	73	14.6	9-13	.692	4-7	.571	1-1	1.000	3	6	9	1.8	6	0	0	2	0	3	23	4.6
02	VEIRA, Cordell	2-0	9	4.5	0-3	.000	0-2	.000	3-4	.750	0	2	2	1.0	0	0	1	0	0	0	3	1.5
22	DIENG, Elhadji	5-4	62	12.4	2-6	.333	0-0	.000	2-6	.333	4	7	11	2.2	10	0	1	4	1	1	6	1.2
00	SMITH, Phillip	1-0	4	4.0	0-1	.000	0-1	.000	0-1	.000	0	0	0	0.0	3	0	1	0	0	0	0	0.0
15	AMETEPE, James	2-0	6	3.0	0-0	.000	0-0	.000	0-0	.000	0	0	0	0.0	0	0	1	0	0	1	0	0.0
Team											9	10	19									
Total.....		5	1000		131-314	.417	45-158	.285	88-123	.715	45	115	160	32.0	98	2	67	73	19	66	395	79.0
Opponents.....		5	1000		142-305	.466	31-89	.348	62-97	.639	67	157	224	44.8	98	-	69	118	16	42	377	75.4

TEAM STATISTICS	FIUM	OPP
SCORING	395	377
Points per game	79.0	75.4
Scoring margin	+3.6	-
FIELD GOALS-ATT	131-314	142-305
Field goal pct	.417	.466
3 POINT FG-ATT	45-158	31-89
3-point FG pct	.285	.348
3-pt FG made per game	9.0	6.2
FREE THROWS-ATT	88-123	62-97
Free throw pct	.715	.639
F-Throws made per game	17.6	12.4
REBOUNDS	160	224
Rebounds per game	32.0	44.8
Rebounding margin	-12.8	-
ASSISTS	67	69
Assists per game	13.4	13.8
TURNOVERS	73	118
Turnovers per game	14.6	23.6
Turnover margin	+9.0	-
Assist/turnover ratio	0.9	0.6
STEALS	66	42
Steals per game	13.2	8.4
BLOCKS	19	16
Blocks per game	3.8	3.2
ATTENDANCE	1143	9636
Home games-Avg/Game	2-572	3-3212
Neutral site-Avg/Game	-	0-0

Date	Opponent		Score	Att.
12-18-18	USF	L	73-82	706
12-20-18	FLORIDA MEMORIAL	W	108-67	437
12-30-18	at Ohio	L	66-68	3451
* 01-03-19	at Middle Tennessee	W	83-76	3307
* 01-05-19	at UAB	L	65-84	2878

* - Conference game

Score by Periods	1st	2nd	Totals
FIU	169	226	395
Opponents	173	204	377



FIU Basketball
FIU Team Game-by-Game Comparison (as of Jan 07, 2019)
All games



Opponent	1st	2nd	Score	Mar	Total FG	FG Pct	3-Pointers	3FG Pct	Free Throws	FT Pct	Rebounds	Assist	T/Over	Block	Steal	Fouls
WEBBER INTERNATIONAL	57/42	53/42	110-84	+26	44-85/26-74	.518/.351	9-32/9-36	.281/.250	13-30/23-36	.433/.639	50/52 (2)	21/15	17/26	7/1	16/5	30/22
JOHNSON & WALES	70/27	47/20	117-47	+70	41-78/16-61	.526/.262	14-37/7-33	.378/.212	21-37/8-10	.568/.800	53/38 +15	26/10	10/29	7/4	15/5	12/25
MILWAUKEE	44/50	42/33	86-83	+3	29-73/32-70	.397/.457	10-35/6-18	.286/.333	18-27/13-21	.667/.619	42/50 (8)	16/12	14/22	6/6	10/9	18/23
Fordham	36/39	41/44	77-83	(6)	27-68/21-51	.397/.412	4-28/5-21	.143/.238	19-28/36-43	.679/.837	31/43 (12)	12/4	11/17	1/4	11/3	33/21
Columbia	43/41	55/46	98-87	+11	34-69/29-66	.493/.439	10-27/11-28	.370/.393	20-36/18-29	.556/.621	42/39 +3	16/18	14/14	4/4	9/5	25/27
Youngstown St.	44/48	58/45	102-93	+9	35-65/35-72	.538/.486	7-24/9-31	.292/.290	25-34/14-23	.735/.609	31/45 (14)	16/16	14/23	1/2	10/8	18/28
AVE MARIA	53/48	51/36	104-84	+20	38-75/33-64	.507/.516	9-25/10-22	.360/.455	19-27/8-13	.704/.615	32/45 (13)	16/14	14/32	2/2	15/5	18/24
FGCU	34/41	47/39	81-80	+1	32-64/30-63	.500/.476	12-33/6-18	.364/.333	5-12/14-26	.417/.538	30/45 (15)	15/16	17/19	5/6	9/6	23/15
Arkansas	35/58	54/63	89-121	(32)	31-83/42-69	.373/.609	6-37/13-25	.162/.520	21-34/24-39	.618/.615	43/50 (7)	16/26	14/14	2/11	8/10	27/28
NORTH FLORIDA	50/49	52/40	102-89	+13	36-73/34-73	.493/.466	9-23/6-33	.391/.182	21-28/15-20	.750/.750	41/39 +2	20/19	16/18	6/8	14/9	19/23
USF	27/41	46/41	73-82	(9)	21-53/25-46	.396/.543	5-23/10-14	.217/.714	26-34/22-37	.765/.595	23/37 (14)	14/13	24/33	3/3	14/15	31/28
FLORIDA MEMORIAL	46/23	62/44	108-67	+41	37-73/28-78	.507/.359	14-36/8-27	.389/.296	20-29/3-6	.690/.500	50/44 +6	19/15	15/25	8/3	18/8	12/18
Ohio	31/38	35/30	66-68	(2)	27-65/29-57	.415/.509	7-36/2-12	.194/.167	5-10/8-13	.500/.615	27/44 (17)	13/14	15/23	1/3	18/5	20/11
Middle Tennessee	31/33	52/43	83-76	+7	31-68/27-64	.456/.422	12-32/6-20	.375/.300	9-11/16-23	.818/.696	31/51 (20)	14/9	10/21	5/3	7/8	18/18
UAB	34/38	31/46	65-84	(19)	15-55/33-60	.273/.550	7-31/5-16	.226/.313	28-39/13-18	.718/.722	29/48 (19)	7/18	9/16	2/4	9/6	17/23

Note: Game totals are displayed in the format TEAM/OPPONENT for each category



FIU Basketball
FIU Game-by-Game Highs (as of Jan 07, 2019)
All games



Opponent	Date	Score	Points	Rebounds	Assists	Steals	Blocked shots
WEBBER INTERNATIONAL	11-07-18	110-84	23-ANDREWS, Devon	8-DAYE, JR., Antonio	9-BEARD, JR., Brian	4-BEARD, JR., Brian	2-OSAGHAE, Osasu
JOHNSON & WALES	11-09-18	117-47	20-ANDREWS, Devon	12-OSAGHAE, Osasu	7-BEARD, JR., Brian	4-BEARD, JR., Brian JACOB, Trejon	3-OSAGHAE, Osasu
MILWAUKEE	11-13-18	86-83	19-BEARD, JR., Brian	15-OSAGHAE, Osasu	7-BEARD, JR., Brian	2-ANDREWS, Devon JACOB, Trejon BEARD, JR., Brian	4-OSAGHAE, Osasu
at Fordham	11-16-18	77-83	22-BEARD, JR., Brian	6-BEARD, JR., Brian	7-BEARD, JR., Brian	6-BEARD, JR., Brian	1-OSAGHAE, Osasu
vs Columbia	11-17-18	98-87	26-BEARD, JR., Brian	11-ANDREWS, Devon	10-BEARD, JR., Brian	3-BEARD, JR., Brian BANKS, Isaiah	3-OSAGHAE, Osasu
vs Youngstown St.	11-18-18	102-93	36-BEARD, JR., Brian	5-ANDREWS, Devon	7-BEARD, JR., Brian	3-BEARD, JR., Brian	1-OSAGHAE, Osasu
AVE MARIA	11-23-18	104-84	21-JACOB, Trejon	6-BURWELL, Marcus	6-BEARD, JR., Brian	4-DAYE, JR., Antonio	1-DOUGLAS, Michael JACOB, Trejon
at FGCU	11-28-18	81-80	21-BEARD, JR., Brian	8-ANDREWS, Devon	4-ANDREWS, Devon BEARD, JR., Brian	4-ANDREWS, Devon	2-DIENG, Elhadji VEIRA, Cordell
at Arkansas	12-01-18	89-121	21-BEARD, JR., Brian	8-JACOB, Trejon BEARD, JR., Brian	6-BEARD, JR., Brian	5-BEARD, JR., Brian	1-BANKS, Isaiah DIENG, Elhadji
NORTH FLORIDA	12-13-18	102-89	29-BEARD, JR., Brian	8-BEARD, JR., Brian	6-BEARD, JR., Brian	4-ANDREWS, Devon BEARD, JR., Brian	4-OSAGHAE, Osasu
USF	12-18-18	73-82	13-OSAGHAE, Osasu JACOB, Trejon	5-OSAGHAE, Osasu	5-BURWELL, Marcus	4-BURWELL, Marcus	1-OSAGHAE, Osasu JACOB, Trejon ANDREWS, Devon
FLORIDA MEMORIAL	12-20-18	108-67	22-NUNEZ, JR., Willy	9-OSAGHAE, Osasu	6-BEARD, JR., Brian	4-ANDREWS, Devon	4-OSAGHAE, Osasu
at Ohio	12-30-18	66-68	13-BEARD, JR., Brian	13-OSAGHAE, Osasu	6-BEARD, JR., Brian	5-DAYE, JR., Antonio BEARD, JR., Brian	1-OSAGHAE, Osasu
at Middle Tennessee	01-03-19	83-76	28-BEARD, JR., Brian	7-JACOB, Trejon OSAGHAE, Osasum	7-BEARD, JR., Brian	2-BEARD, JR., Brian JACOB, Trejon DAYE, JR., Antonio	2-OSAGHAE, Osasu ANDREWS, Devon
at UAB	01-05-19	65-84	20-ANDREWS, Devon	7-ANDREWS, Devon	3-BEARD, JR., Brian	3-ANDREWS, Devon	1-JACOB, Trejon OSAGHAE, Osasum



FIU Basketball
FIU Team High/Low Analysis (as of Jan 07, 2019)
All games



FIU - TEAM GAME HIGHS

POINTS	117	JOHNSON & WALES (11-09-18)
	110	WEBBER INTERNATIONAL (11-07-18)
	108	FLORIDA MEMORIAL (12-20-18)
	104	AVE MARIA (11-23-18)
	102	NORTH FLORIDA (12-13-18)
	102	vs Youngstown St. (11-18-18)
FIELD GOALS MADE	44	WEBBER INTERNATIONAL (11-07-18)
	41	JOHNSON & WALES (11-09-18)
FIELD GOAL ATTEMPTS	85	WEBBER INTERNATIONAL (11-07-18)
	83	at Arkansas (12-01-18)
FIELD GOAL PERCENTAGE	.538 (35-65)	vs Youngstown St. (11-18-18)
	.526 (41-78)	JOHNSON & WALES (11-09-18)
3 PT FIELD GOALS MADE	14	FLORIDA MEMORIAL (12-20-18)
	14	JOHNSON & WALES (11-09-18)
3 PT FG ATTEMPTS	37	at Arkansas (12-01-18)
	37	JOHNSON & WALES (11-09-18)
3 PT FG PERCENTAGE	.391 (9-23)	NORTH FLORIDA (12-13-18)
	.389 (14-36)	FLORIDA MEMORIAL (12-20-18)
FREE THROWS MADE	28	at UAB (01-05-19)
	26	USF (12-18-18)
FREE THROW ATTEMPTS	39	at UAB (01-05-19)
	37	JOHNSON & WALES (11-09-18)
FREE THROW PERCENTAGE	.818 (9-11)	at Middle Tennessee (01-03-19)
	.765 (26-34)	USF (12-18-18)
REBOUNDS	53	JOHNSON & WALES (11-09-18)
	50	FLORIDA MEMORIAL (12-20-18)
	50	WEBBER INTERNATIONAL (11-07-18)
ASSISTS	26	JOHNSON & WALES (11-09-18)
	21	WEBBER INTERNATIONAL (11-07-18)
STEALS	18	at Ohio (12-30-18)
	18	FLORIDA MEMORIAL (12-20-18)
BLOCKED SHOTS	8	FLORIDA MEMORIAL (12-20-18)
	7	JOHNSON & WALES (11-09-18)
	7	WEBBER INTERNATIONAL (11-07-18)
TURNOVERS	24	USF (12-18-18)
	17	at FGCU (11-28-18)
	17	WEBBER INTERNATIONAL (11-07-18)
FOULS	33	at Fordham (11-16-18)
	31	USF (12-18-18)



FIU Basketball
FIU High/Low Analysis (as of Jan 07, 2019)
All games

Opponent - GAME HIGHS

POINTS	121	at Arkansas (12-01-18)
	93	vs Youngstown St. (11-18-18)
	89	NORTH FLORIDA (12-13-18)
	87	vs Columbia (11-17-18)
	84	at UAB (01-05-19)
	84	AVE MARIA (11-23-18)
	84	WEBBER INTERNATIONAL (11-07-18)
FIELD GOALS MADE	42	at Arkansas (12-01-18)
	35	vs Youngstown St. (11-18-18)
FIELD GOAL ATTEMPTS	78	FLORIDA MEMORIAL (12-20-18)
	74	WEBBER INTERNATIONAL (11-07-18)
FIELD GOAL PERCENTAGE	.609 (42-69)	at Arkansas (12-01-18)
	.550 (33-60)	at UAB (01-05-19)
3 PT FIELD GOALS MADE	13	at Arkansas (12-01-18)
	11	vs Columbia (11-17-18)
3 PT FG ATTEMPTS	36	WEBBER INTERNATIONAL (11-07-18)
	33	NORTH FLORIDA (12-13-18)
	33	JOHNSON & WALES (11-09-18)
3 PT FG PERCENTAGE	.714 (10-14)	USF (12-18-18)
	.520 (13-25)	at Arkansas (12-01-18)
FREE THROWS MADE	36	at Fordham (11-16-18)
	24	at Arkansas (12-01-18)
FREE THROW ATTEMPTS	43	at Fordham (11-16-18)
	39	at Arkansas (12-01-18)
FREE THROW PERCENTAGE	.837 (36-43)	at Fordham (11-16-18)
	.800 (8-10)	JOHNSON & WALES (11-09-18)
REBOUNDS	52	WEBBER INTERNATIONAL (11-07-18)
	51	at Middle Tennessee (01-03-19)
ASSISTS	26	at Arkansas (12-01-18)
	19	NORTH FLORIDA (12-13-18)
STEALS	15	USF (12-18-18)
	10	at Arkansas (12-01-18)
BLOCKED SHOTS	11	at Arkansas (12-01-18)
	8	NORTH FLORIDA (12-13-18)
TURNOVERS	33	USF (12-18-18)
	32	AVE MARIA (11-23-18)
FOULS	28	USF (12-18-18)
	28	at Arkansas (12-01-18)
	28	vs Youngstown St. (11-18-18)



FIU Basketball
FIU High/Low Analysis (as of Jan 07, 2019)
All games



FIU - GAME LOWS

POINTS	65	at UAB (01-05-19)
	66	at Ohio (12-30-18)
	73	USF (12-18-18)
	77	at Fordham (11-16-18)
	81	at FGCU (11-28-18)
FIELD GOALS MADE	15	at UAB (01-05-19)
	21	USF (12-18-18)
FIELD GOAL ATTEMPTS	53	USF (12-18-18)
	55	at UAB (01-05-19)
FIELD GOAL PERCENTAGE	.273 (15-55)	at UAB (01-05-19)
	.373 (31-83)	at Arkansas (12-01-18)
3 PT FIELD GOALS MADE	4	at Fordham (11-16-18)
	5	USF (12-18-18)
3 PT FG ATTEMPTS	23	NORTH FLORIDA (12-13-18)
	23	USF (12-18-18)
3 PT FG PERCENTAGE	.143 (4-28)	at Fordham (11-16-18)
	.162 (6-37)	at Arkansas (12-01-18)
FREE THROWS MADE	5	at FGCU (11-28-18)
	5	at Ohio (12-30-18)
FREE THROW ATTEMPTS	10	at Ohio (12-30-18)
	11	at Middle Tennessee (01-03-19)
FREE THROW PERCENTAGE	.417 (5-12)	at FGCU (11-28-18)
	.433 (13-30)	WEBBER INTERNATIONAL (11-07-18)
REBOUNDS	23	USF (12-18-18)
	27	at Ohio (12-30-18)
ASSISTS	6	at UAB (01-05-19)
	12	at Fordham (11-16-18)
STEALS	7	at Middle Tennessee (01-03-19)
	8	at Arkansas (12-01-18)
BLOCKED SHOTS	1	at Fordham (11-16-18)
	1	vs Youngstown St. (11-18-18)
	1	at Ohio (12-30-18)
TURNOVERS	9	at UAB (01-05-19)
	10	JOHNSON & WALES (11-09-18)
	10	at Middle Tennessee (01-03-19)
FOULS	12	JOHNSON & WALES (11-09-18)
	12	FLORIDA MEMORIAL (12-20-18)



FIU Basketball
FIU High/Low Analysis (as of Jan 07, 2019)
All games



Opponent - GAME LOWS

POINTS	47		JOHNSON & WALES (11-09-18)
	67		FLORIDA MEMORIAL (12-20-18)
	68		at Ohio (12-30-18)
	76		at Middle Tennessee (01-03-19)
	80		at FGCU (11-28-18)
FIELD GOALS MADE	16		JOHNSON & WALES (11-09-18)
	21		at Fordham (11-16-18)
FIELD GOAL ATTEMPTS	46		USF (12-18-18)
	51		at Fordham (11-16-18)
FIELD GOAL PERCENTAGE	.262	(16-61)	JOHNSON & WALES (11-09-18)
	.351	(26-74)	WEBBER INTERNATIONAL (11-07-18)
3 PT FIELD GOALS MADE	2		at Ohio (12-30-18)
	5		at Fordham (11-16-18)
	5		at UAB (01-05-19)
3 PT FG ATTEMPTS	12		at Ohio (12-30-18)
	14		USF (12-18-18)
3 PT FG PERCENTAGE	.167	(2-12)	at Ohio (12-30-18)
	.182	(6-33)	NORTH FLORIDA (12-13-18)
FREE THROWS MADE	3		FLORIDA MEMORIAL (12-20-18)
	8		JOHNSON & WALES (11-09-18)
	8		AVE MARIA (11-23-18)
	8		at Ohio (12-30-18)
FREE THROW ATTEMPTS	6		FLORIDA MEMORIAL (12-20-18)
	10		JOHNSON & WALES (11-09-18)
FREE THROW PERCENTAGE	.500	(3-6)	FLORIDA MEMORIAL (12-20-18)
	.538	(14-26)	at FGCU (11-28-18)
REBOUNDS	37		USF (12-18-18)
	38		JOHNSON & WALES (11-09-18)
ASSISTS	4		at Fordham (11-16-18)
	9		at Middle Tennessee (01-03-19)
STEALS	3		at Fordham (11-16-18)
	5		WEBBER INTERNATIONAL (11-07-18)
	5		JOHNSON & WALES (11-09-18)
	5		vs Columbia (11-17-18)
	5		AVE MARIA (11-23-18)
	5		at Ohio (12-30-18)
BLOCKED SHOTS	1		WEBBER INTERNATIONAL (11-07-18)
	2		vs Youngstown St. (11-18-18)
	2		AVE MARIA (11-23-18)
TURNOVERS	14		vs Columbia (11-17-18)
	14		at Arkansas (12-01-18)
FOULS	11		at Ohio (12-30-18)
	15		at FGCU (11-28-18)



FIU Basketball
FIU Team High/Low Analysis (as of Jan 07, 2019)
All games



FIU - TEAM GAME HIGHS

POINTS	117	JOHNSON & WALES (11-09-18)
	110	WEBBER INTERNATIONAL (11-07-18)
	108	FLORIDA MEMORIAL (12-20-18)
	104	AVE MARIA (11-23-18)
	102	NORTH FLORIDA (12-13-18)
	102	vs Youngstown St. (11-18-18)
FIELD GOALS MADE	44	WEBBER INTERNATIONAL (11-07-18)
	41	JOHNSON & WALES (11-09-18)
FIELD GOAL ATTEMPTS	85	WEBBER INTERNATIONAL (11-07-18)
	83	at Arkansas (12-01-18)
FIELD GOAL PERCENTAGE	.538 (35-65)	vs Youngstown St. (11-18-18)
	.526 (41-78)	JOHNSON & WALES (11-09-18)
3 PT FIELD GOALS MADE	14	FLORIDA MEMORIAL (12-20-18)
	14	JOHNSON & WALES (11-09-18)
3 PT FG ATTEMPTS	37	at Arkansas (12-01-18)
	37	JOHNSON & WALES (11-09-18)
3 PT FG PERCENTAGE	.391 (9-23)	NORTH FLORIDA (12-13-18)
	.389 (14-36)	FLORIDA MEMORIAL (12-20-18)
FREE THROWS MADE	28	at UAB (01-05-19)
	26	USF (12-18-18)
FREE THROW ATTEMPTS	39	at UAB (01-05-19)
	37	JOHNSON & WALES (11-09-18)
FREE THROW PERCENTAGE	.818 (9-11)	at Middle Tennessee (01-03-19)
	.765 (26-34)	USF (12-18-18)
REBOUNDS	53	JOHNSON & WALES (11-09-18)
	50	FLORIDA MEMORIAL (12-20-18)
	50	WEBBER INTERNATIONAL (11-07-18)
ASSISTS	26	JOHNSON & WALES (11-09-18)
	21	WEBBER INTERNATIONAL (11-07-18)
STEALS	18	at Ohio (12-30-18)
	18	FLORIDA MEMORIAL (12-20-18)
BLOCKED SHOTS	8	FLORIDA MEMORIAL (12-20-18)
	7	JOHNSON & WALES (11-09-18)
	7	WEBBER INTERNATIONAL (11-07-18)
TURNOVERS	24	USF (12-18-18)
	17	at FGCU (11-28-18)
	17	WEBBER INTERNATIONAL (11-07-18)
FOULS	33	at Fordham (11-16-18)
	31	USF (12-18-18)



FIU Basketball
FIU High/Low Analysis (as of Jan 07, 2019)
All games

Opponent - GAME HIGHS

POINTS	121	at Arkansas (12-01-18)
	93	vs Youngstown St. (11-18-18)
	89	NORTH FLORIDA (12-13-18)
	87	vs Columbia (11-17-18)
	84	at UAB (01-05-19)
	84	AVE MARIA (11-23-18)
	84	WEBBER INTERNATIONAL (11-07-18)
FIELD GOALS MADE	42	at Arkansas (12-01-18)
	35	vs Youngstown St. (11-18-18)
FIELD GOAL ATTEMPTS	78	FLORIDA MEMORIAL (12-20-18)
	74	WEBBER INTERNATIONAL (11-07-18)
FIELD GOAL PERCENTAGE	.609 (42-69)	at Arkansas (12-01-18)
	.550 (33-60)	at UAB (01-05-19)
3 PT FIELD GOALS MADE	13	at Arkansas (12-01-18)
	11	vs Columbia (11-17-18)
3 PT FG ATTEMPTS	36	WEBBER INTERNATIONAL (11-07-18)
	33	NORTH FLORIDA (12-13-18)
	33	JOHNSON & WALES (11-09-18)
3 PT FG PERCENTAGE	.714 (10-14)	USF (12-18-18)
	.520 (13-25)	at Arkansas (12-01-18)
FREE THROWS MADE	36	at Fordham (11-16-18)
	24	at Arkansas (12-01-18)
FREE THROW ATTEMPTS	43	at Fordham (11-16-18)
	39	at Arkansas (12-01-18)
FREE THROW PERCENTAGE	.837 (36-43)	at Fordham (11-16-18)
	.800 (8-10)	JOHNSON & WALES (11-09-18)
REBOUNDS	52	WEBBER INTERNATIONAL (11-07-18)
	51	at Middle Tennessee (01-03-19)
ASSISTS	26	at Arkansas (12-01-18)
	19	NORTH FLORIDA (12-13-18)
STEALS	15	USF (12-18-18)
	10	at Arkansas (12-01-18)
BLOCKED SHOTS	11	at Arkansas (12-01-18)
	8	NORTH FLORIDA (12-13-18)
TURNOVERS	33	USF (12-18-18)
	32	AVE MARIA (11-23-18)
FOULS	28	USF (12-18-18)
	28	at Arkansas (12-01-18)
	28	vs Youngstown St. (11-18-18)



FIU Basketball
FIU High/Low Analysis (as of Jan 07, 2019)
All games



FIU - GAME LOWS

POINTS	65	at UAB (01-05-19)
	66	at Ohio (12-30-18)
	73	USF (12-18-18)
	77	at Fordham (11-16-18)
	81	at FGCU (11-28-18)
FIELD GOALS MADE	15	at UAB (01-05-19)
	21	USF (12-18-18)
FIELD GOAL ATTEMPTS	53	USF (12-18-18)
	55	at UAB (01-05-19)
FIELD GOAL PERCENTAGE	.273 (15-55)	at UAB (01-05-19)
	.373 (31-83)	at Arkansas (12-01-18)
3 PT FIELD GOALS MADE	4	at Fordham (11-16-18)
	5	USF (12-18-18)
3 PT FG ATTEMPTS	23	NORTH FLORIDA (12-13-18)
	23	USF (12-18-18)
3 PT FG PERCENTAGE	.143 (4-28)	at Fordham (11-16-18)
	.162 (6-37)	at Arkansas (12-01-18)
FREE THROWS MADE	5	at FGCU (11-28-18)
	5	at Ohio (12-30-18)
FREE THROW ATTEMPTS	10	at Ohio (12-30-18)
	11	at Middle Tennessee (01-03-19)
FREE THROW PERCENTAGE	.417 (5-12)	at FGCU (11-28-18)
	.433 (13-30)	WEBBER INTERNATIONAL (11-07-18)
REBOUNDS	23	USF (12-18-18)
	27	at Ohio (12-30-18)
ASSISTS	7	at UAB (01-05-19)
	12	at Fordham (11-16-18)
STEALS	7	at Middle Tennessee (01-03-19)
	8	at Arkansas (12-01-18)
BLOCKED SHOTS	1	at Fordham (11-16-18)
	1	vs Youngstown St. (11-18-18)
	1	at Ohio (12-30-18)
TURNOVERS	9	at UAB (01-05-19)
	10	JOHNSON & WALES (11-09-18)
	10	at Middle Tennessee (01-03-19)
FOULS	12	JOHNSON & WALES (11-09-18)
	12	FLORIDA MEMORIAL (12-20-18)



FIU Basketball
FIU High/Low Analysis (as of Jan 07, 2019)
All games

Opponent - GAME LOWS

POINTS	47		JOHNSON & WALES (11-09-18)
	67		FLORIDA MEMORIAL (12-20-18)
	68		at Ohio (12-30-18)
	76		at Middle Tennessee (01-03-19)
	80		at FGCU (11-28-18)
FIELD GOALS MADE	16		JOHNSON & WALES (11-09-18)
	21		at Fordham (11-16-18)
FIELD GOAL ATTEMPTS	46		USF (12-18-18)
	51		at Fordham (11-16-18)
FIELD GOAL PERCENTAGE	.262	(16-61)	JOHNSON & WALES (11-09-18)
	.351	(26-74)	WEBBER INTERNATIONAL (11-07-18)
3 PT FIELD GOALS MADE	2		at Ohio (12-30-18)
	5		at Fordham (11-16-18)
	5		at UAB (01-05-19)
3 PT FG ATTEMPTS	12		at Ohio (12-30-18)
	14		USF (12-18-18)
3 PT FG PERCENTAGE	.167	(2-12)	at Ohio (12-30-18)
	.182	(6-33)	NORTH FLORIDA (12-13-18)
FREE THROWS MADE	3		FLORIDA MEMORIAL (12-20-18)
	8		JOHNSON & WALES (11-09-18)
	8		AVE MARIA (11-23-18)
	8		at Ohio (12-30-18)
FREE THROW ATTEMPTS	6		FLORIDA MEMORIAL (12-20-18)
	10		JOHNSON & WALES (11-09-18)
FREE THROW PERCENTAGE	.500	(3-6)	FLORIDA MEMORIAL (12-20-18)
	.538	(14-26)	at FGCU (11-28-18)
REBOUNDS	37		USF (12-18-18)
	38		JOHNSON & WALES (11-09-18)
ASSISTS	4		at Fordham (11-16-18)
	9		at Middle Tennessee (01-03-19)
STEALS	3		at Fordham (11-16-18)
	5		WEBBER INTERNATIONAL (11-07-18)
	5		JOHNSON & WALES (11-09-18)
	5		vs Columbia (11-17-18)
	5		AVE MARIA (11-23-18)
	5		at Ohio (12-30-18)
BLOCKED SHOTS	1		WEBBER INTERNATIONAL (11-07-18)
	2		vs Youngstown St. (11-18-18)
	2		AVE MARIA (11-23-18)
TURNOVERS	14		vs Columbia (11-17-18)
	14		at Arkansas (12-01-18)
FOULS	11		at Ohio (12-30-18)
	15		at FGCU (11-28-18)



FIU Basketball
FIU Individual Game-by-Game (as of Jan 07, 2019)
All games



#00 SMITH, Phillip

Opponent	Date	gs	min	Total		3-Pointers		Free throws		Rebounds				pf	a	t/o	blk	stl	pts	avg
				fg-fga	pct	3fg-fga	pct	ft-fta	pct	off	def	tot	avg							
WEBBER INTERNATIONAL	11-07-18		dnp	-	-	-	-	-	-	-	-	-	-	-	-	-	-	-	-	-
JOHNSON & WALES	11-09-18		dnp	-	-	-	-	-	-	-	-	-	-	-	-	-	-	-	-	-
MILWAUKEE	11-13-18		dnp	-	-	-	-	-	-	-	-	-	-	-	-	-	-	-	-	-
AVE MARIA	11-23-18		dnp	-	-	-	-	-	-	-	-	-	-	-	-	-	-	-	-	-
at FGCU	11-28-18		dnp	-	-	-	-	-	-	-	-	-	-	-	-	-	-	-	-	-
at Arkansas	12-01-18		dnp	-	-	-	-	-	-	-	-	-	-	-	-	-	-	-	-	-
NORTH FLORIDA	12-13-18		dnp	-	-	-	-	-	-	-	-	-	-	-	-	-	-	-	-	-
USF	12-18-18		dnp	-	-	-	-	-	-	-	-	-	-	-	-	-	-	-	-	-
FLORIDA MEMORIAL	12-20-18	4		0-1	.000	0-1	.000	0-1	.000	0	0	0	0.0	3	1	0	0	0	0	0.0
at Middle Tennessee	01-03-19		dnp	-	-	-	-	-	-	-	-	-	-	-	-	-	-	-	-	-
at UAB	01-05-19		dnp	-	-	-	-	-	-	-	-	-	-	-	-	-	-	-	-	-
Totals		0	4	0-1	.000	0-1	.000	0-1	.000	0	0	0	0.0	3	1	0	0	0	0	0.0

Games played: 1
Minutes/game: 4.0
FG Pct: 0.0
3FG Pct: 0.0
FT Pct: 0.0

Assists/game: 1.0
Assist/turnover ratio: 99.9

#01 BANKS, Isaiah

Opponent	Date	gs	min	Total		3-Pointers		Free throws		Rebounds				pf	a	t/o	blk	stl	pts	avg
				fg-fga	pct	3fg-fga	pct	ft-fta	pct	off	def	tot	avg							
WEBBER INTERNATIONAL	11-07-18	23		7-11	.636	0-4	.000	0-4	.000	3	2	5	5.0	3	1	1	0	1	14	14.0
JOHNSON & WALES	11-09-18	18		4-6	.667	2-4	.500	2-3	.667	0	3	3	4.0	2	1	1	0	3	12	13.0
MILWAUKEE	11-13-18	9		0-4	.000	0-4	.000	0-0	.000	1	0	1	3.0	0	1	1	0	1	0	8.7
at Fordham	11-16-18	15		3-6	.500	1-3	.333	0-0	.000	1	0	1	2.5	4	1	2	0	2	7	8.3
vs Columbia	11-17-18	18		6-9	.667	1-3	.333	0-3	.000	1	0	1	2.2	3	0	0	0	3	13	9.2
vs Youngstown St.	11-18-18	18		2-4	.500	1-2	.500	1-2	.500	1	0	1	2.0	2	2	1	0	1	6	8.7
AVE MARIA	11-23-18	21		3-7	.429	0-2	.000	0-1	.000	0	0	0	1.7	3	0	1	0	1	6	8.3
at FGCU	11-28-18	20		2-4	.500	1-2	.500	0-0	.000	0	0	0	1.5	3	1	3	0	2	5	7.9
at Arkansas	12-01-18	23		4-10	.400	0-5	.000	3-7	.429	5	1	6	2.0	3	1	1	1	0	11	8.2
NORTH FLORIDA	12-13-18	21		4-8	.500	1-3	.333	1-2	.500	0	1	1	1.9	4	3	1	0	0	10	8.4
USF	12-18-18		dnp	-	-	-	-	-	-	-	-	-	-	-	-	-	-	-	-	-
FLORIDA MEMORIAL	12-20-18	11		5-7	.714	0-2	.000	0-0	.000	0	1	1	1.8	1	1	1	0	2	10	8.5
at Ohio	12-30-18	7		0-3	.000	0-3	.000	0-0	.000	0	0	0	1.7	1	1	1	0	0	0	7.8
at Middle Tennessee	01-03-19	11		1-4	.250	0-1	.000	1-1	1.000	0	2	2	1.7	2	0	1	0	1	3	7.5
at UAB	01-05-19	10		1-3	.333	1-3	.333	3-4	.750	0	1	1	1.6	1	0	2	0	2	6	7.4
Totals		0	225	42-86	.488	8-41	.195	11-27	.407	12	11	23	1.6	32	13	17	1	19	103	7.4

Games played: 14
Minutes/game: 16.1
Points/game: 7.4
FG Pct: 48.8
3FG Pct: 19.5
FT Pct: 40.7

Rebounds/game: 1.6
Assists/game: 0.9
Turnovers/game: 1.2
Assist/turnover ratio: 0.8
Steals/game: 1.4
Blocks/game: 0.1



FIU Basketball
FIU Individual Game-by-Game (as of Jan 07, 2019)
All games

#02 VEIRA, Cordell

Opponent	Date	gs	min	Total		3-Pointers		Free throws		Rebounds				pf	a	t/o	blk	stl	pts	avg
				fg-fga	pct	3fg-fga	pct	ft-fta	pct	off	def	tot	avg							
WEBBER INTERNATIONA	11-07-18		13	1-2	.500	0-1	.000	1-2	.500	0	4	4	4.0	3	1	2	1	1	3	3.0
JOHNSON & WALES	11-09-18		16	2-4	.500	1-3	.333	0-0	.000	0	4	4	4.0	0	1	0	1	0	5	4.0
MILWAUKEE	11-13-18		dnp	-	-	-	-	-	-	-	-	-	-	-	-	-	-	-	-	-
vs Columbia	11-17-18		6	1-1	1.000	1-1	1.000	0-0	.000	0	0	0	2.7	0	1	1	0	0	3	3.7
AVE MARIA	11-23-18		10	2-2	1.000	0-0	.000	0-0	.000	1	0	1	2.3	1	0	1	0	0	4	3.8
at FGCU	11-28-18		9	0-0	.000	0-0	.000	0-0	.000	0	0	0	1.8	0	1	0	2	0	0	3.0
at Arkansas	12-01-18		10	0-3	.000	0-2	.000	0-0	.000	0	0	0	1.5	1	2	1	0	1	0	2.5
NORTH FLORIDA	12-13-18		dnp	-	-	-	-	-	-	-	-	-	-	-	-	-	-	-	-	-
USF	12-18-18		dnp	-	-	-	-	-	-	-	-	-	-	-	-	-	-	-	-	-
FLORIDA MEMORIAL	12-20-18		8	0-2	.000	0-2	.000	3-4	.750	0	2	2	1.6	0	1	0	0	0	3	2.6
at Middle Tennessee	01-03-19		dnp	-	-	-	-	-	-	-	-	-	-	-	-	-	-	-	-	-
at UAB	01-05-19		1	0-1	.000	0-0	.000	0-0	.000	0	0	0	1.4	0	0	0	0	0	0	2.3
Totals		0	73	6-15	.400	2-9	.222	4-6	.667	1	10	11	1.4	5	7	5	4	2	18	2.3

Games played: 8
Minutes/game: 9.1
Points/game: 2.3
FG Pct: 40.0
3FG Pct: 22.2
FT Pct: 66.7

Rebounds/game: 1.4
Assists/game: 0.9
Turnovers/game: 0.6
Assist/turnover ratio: 1.4
Steals/game: 0.3
Blocks/game: 0.5

#03 JACOB, Trejon

Opponent	Date	gs	min	Total		3-Pointers		Free throws		Rebounds				pf	a	t/o	blk	stl	pts	avg
				fg-fga	pct	3fg-fga	pct	ft-fta	pct	off	def	tot	avg							
WEBBER INTERNATIONA	11-07-18	*	19	7-12	.583	4-7	.571	1-3	.333	0	3	3	3.0	2	0	1	1	1	19	19.0
JOHNSON & WALES	11-09-18	*	17	2-7	.286	0-4	.000	2-3	.667	2	1	3	3.0	1	1	2	0	4	6	12.5
MILWAUKEE	11-13-18	*	17	2-7	.286	0-3	.000	0-0	.000	1	4	5	3.7	2	1	0	0	2	4	9.7
at Fordham	11-16-18	*	26	3-7	.429	0-3	.000	1-2	.500	0	5	5	4.0	3	0	1	0	0	7	9.0
vs Columbia	11-17-18	*	27	4-9	.444	2-6	.333	1-2	.500	0	6	6	4.4	0	1	2	0	1	11	9.4
vs Youngstown St.	11-18-18		14	3-5	.600	2-4	.500	0-0	.000	0	1	1	3.8	1	0	0	0	0	8	9.2
AVE MARIA	11-23-18	*	24	8-11	.727	5-7	.714	0-0	.000	1	3	4	3.9	1	0	0	1	3	21	10.9
at FGCU	11-28-18	*	26	6-14	.429	1-6	.167	0-0	.000	1	1	2	3.6	3	0	1	0	1	13	11.1
at Arkansas	12-01-18	*	36	9-18	.500	2-6	.333	0-1	.000	2	6	8	4.1	0	2	1	0	0	20	12.1
NORTH FLORIDA	12-13-18	*	24	4-7	.571	2-3	.667	1-2	.500	0	5	5	4.2	1	2	2	1	1	11	12.0
USF	12-18-18	*	24	4-11	.364	2-7	.286	3-4	.750	0	4	4	4.2	3	2	3	1	0	13	12.1
FLORIDA MEMORIAL	12-20-18	*	18	4-8	.500	2-4	.500	0-1	.000	3	1	4	4.2	0	0	4	1	1	10	11.9
at Ohio	12-30-18	*	22	3-8	.375	0-4	.000	0-2	.000	0	1	1	3.9	1	0	1	0	4	6	11.5
at Middle Tennessee	01-03-19	*	27	6-9	.667	6-9	.667	2-2	1.000	0	7	7	4.1	2	0	3	0	2	20	12.1
at UAB	01-05-19	*	25	1-6	.167	1-5	.200	3-4	.750	0	2	2	4.0	1	0	1	1	1	6	11.7
Totals		14	346	66-139	.475	29-78	.372	14-26	.538	10	50	60	4.0	21	9	22	6	21	175	11.7

Games played: 15
Minutes/game: 23.1
Points/game: 11.7
FG Pct: 47.5
3FG Pct: 37.2
FT Pct: 53.8

Rebounds/game: 4.0
Assists/game: 0.6
Turnovers/game: 1.5
Assist/turnover ratio: 0.4
Steals/game: 1.4
Blocks/game: 0.4



FIU Basketball
FIU Individual Game-by-Game (as of Jan 07, 2019)
All games

#04 BEARD, JR., Brian

Opponent	Date	gs	min	Total		3-Pointers		Free throws		Rebounds				pf	a	t/o	blk	stl	pts	avg
				fg-fga	pct	3fg-fga	pct	ft-fa	pct	off	def	tot	avg							
WEBBER INTERNATIONA	11-07-18	*	26	8-15	.533	2-6	.333	2-6	.333	0	6	6	6.0	1	9	3	0	4	20	20.0
JOHNSON & WALES	11-09-18	*	22	4-8	.500	3-4	.750	3-4	.750	0	3	3	4.5	1	7	1	0	4	14	17.0
MILWAUKEE	11-13-18	*	35	6-16	.375	1-6	.167	6-9	.667	0	1	1	3.3	3	7	3	0	2	19	17.7
at Fordham	11-16-18	*	38	7-14	.500	0-3	.000	8-12	.667	1	5	6	4.0	4	7	2	0	6	22	18.8
vs Columbia	11-17-18	*	33	7-17	.412	1-4	.250	11-18	.611	0	6	6	4.4	2	10	3	0	3	26	20.2
vs Youngstown St.	11-18-18	*	34	9-13	.692	2-5	.400	16-20	.800	0	3	3	4.2	3	7	2	0	3	36	22.8
AVE MARIA	11-23-18	*	29	7-13	.538	0-4	.000	4-4	1.000	0	0	0	3.6	0	6	2	0	3	18	22.1
at FGCU	11-28-18	*	24	8-15	.533	4-7	.571	1-3	.333	2	4	6	3.9	4	4	4	0	1	21	22.0
at Arkansas	12-01-18	*	32	5-15	.333	1-7	.143	10-12	.833	3	5	8	4.3	4	6	1	0	5	21	21.9
NORTH FLORIDA	12-13-18	*	33	9-19	.474	1-5	.200	10-12	.833	2	6	8	4.7	2	6	5	0	4	29	22.6
USF	12-18-18	*	30	0-8	.000	0-2	.000	4-4	1.000	2	2	4	4.6	4	4	9	0	3	4	20.9
FLORIDA MEMORIAL	12-20-18	*	25	7-9	.778	2-4	.500	1-1	1.000	1	2	3	4.5	3	6	2	1	3	17	20.6
at Ohio	12-30-18	*	33	5-13	.385	1-7	.143	2-2	1.000	0	2	2	4.3	3	6	6	0	5	13	20.0
at Middle Tennessee	01-03-19	*	38	9-23	.391	5-13	.385	5-7	.714	0	1	1	4.1	0	7	3	0	2	28	20.6
at UAB	01-05-19	*	32	1-12	.083	1-6	.167	6-8	.750	0	5	5	4.1	3	3	0	0	2	9	19.8
Totals			15	464	92-210	.438	24-83	.289	89-122	.730	11	51	62	4.1	37	95	46	50	297	19.8

Games played: 15
Minutes/game: 30.9
Points/game: 19.8
FG Pct: 43.8
3FG Pct: 28.9
FT Pct: 73.0

Rebounds/game: 4.1
Assists/game: 6.3
Turnovers/game: 3.1
Assist/turnover ratio: 2.1
Steals/game: 3.3
Blocks/game: 0.1

#05 DAYE, JR., Antonio

Opponent	Date	gs	min	Total		3-Pointers		Free throws		Rebounds				pf	a	t/o	blk	stl	pts	avg	
				fg-fga	pct	3fg-fga	pct	ft-fa	pct	off	def	tot	avg								
WEBBER INTERNATIONAL	11-07-18		18	6-11	.545	0-1	.000	2-3	.667	1	7	8	8.0	4	3	2	0	2	14	14.0	
JOHNSON & WALES	11-09-18		20	4-8	.500	0-1	.000	4-7	.571	2	3	5	6.5	3	4	3	0	1	12	13.0	
MILWAUKEE	11-13-18		18	1-4	.250	0-1	.000	1-2	.500	0	3	3	5.3	4	3	3	0	1	3	9.7	
at Fordham	11-16-18		18	0-4	.000	0-1	.000	0-2	.000	0	0	0	4.0	3	1	1	0	1	0	7.3	
vs Columbia	11-17-18		15	0-2	.000	0-0	.000	1-2	.500	2	2	4	4.0	2	1	3	0	0	1	6.0	
vs Youngstown St.	11-18-18		25	2-6	.333	0-0	.000	2-2	1.000	0	2	2	3.7	1	3	4	0	2	6	6.0	
AVE MARIA	11-23-18		22	4-8	.500	0-0	.000	8-11	.727	0	3	3	3.6	1	3	2	0	4	16	7.4	
at FGCU	11-28-18		23	3-4	.750	1-2	.500	0-0	.000	0	3	3	3.5	3	3	4	0	1	7	7.4	
at Arkansas	12-01-18		26	5-10	.500	0-1	.000	5-10	.500	1	2	3	3.4	3	2	4	0	0	15	8.2	
NORTH FLORIDA	12-13-18		13	0-3	.000	0-1	.000	0-0	.000	1	0	1	3.2	3	2	3	0	1	0	7.4	
USF	12-18-18		23	3-4	.750	0-0	.000	3-4	.750	0	0	0	2.9	5	1	6	0	3	9	7.5	
FLORIDA MEMORIAL	12-20-18		23	0-3	.000	0-2	.000	4-7	.571	0	5	5	3.1	0	2	4	0	2	4	7.3	
at Ohio	12-30-18		22	2-3	.667	0-1	.000	0-0	.000	0	1	1	2.9	3	3	2	0	5	4	7.0	
at Middle Tennessee	01-03-19		29	5-7	.714	0-1	.000	1-1	1.000	0	2	2	2.9	4	3	1	0	2	11	7.3	
at UAB	01-05-19	*	34	4-9	.444	1-2	.500	4-6	.667	2	1	3	2.9	4	1	0	0	0	13	7.7	
Totals			1	329	39-86	.453	2-14	.143	35-57	.614	9	34	43	2.9	43	35	42	0	25	115	7.7

Games played: 15
Minutes/game: 21.9
Points/game: 7.7
FG Pct: 45.3
3FG Pct: 14.3
FT Pct: 61.4

Rebounds/game: 2.9
Assists/game: 2.3
Turnovers/game: 2.8
Assist/turnover ratio: 0.8
Steals/game: 1.7



FIU Basketball
FIU Individual Game-by-Game (as of Jan 07, 2019)
All games

#10 ANDREWS, Devon

Opponent	Date	gs	min	Total		3-Pointers		Free throws		Rebounds				pf	a	t/o	blk	stl	pts	avg	
				fg-fga	pct	3fg-fga	pct	ft-flt	pct	off	def	tot	avg								
WEBBER INTERNATIONAL	11-07-18	*	22	9-13	.692	2-2	1.000	3-5	.600	4	1	5	5.0	1	4	3	1	1	23	23.0	
JOHNSON & WALES	11-09-18	*	15	8-8	1.000	2-2	1.000	2-4	.500	1	1	2	3.5	0	0	1	0	1	20	21.5	
MILWAUKEE	11-13-18	*	29	6-9	.667	2-3	.667	3-5	.600	0	6	6	4.3	0	0	1	0	2	17	20.0	
at Fordham	11-16-18	*	17	7-9	.778	1-2	.500	3-4	.750	2	3	5	4.5	5	0	1	0	1	18	19.5	
vs Columbia	11-17-18	*	28	6-12	.500	1-2	.500	4-4	1.000	0	11	11	5.8	3	2	2	1	2	17	19.0	
vs Youngstown St.	11-18-18	*	30	7-12	.583	0-3	.000	4-8	.500	1	4	5	5.7	0	1	1	0	2	18	18.8	
AVE MARIA	11-23-18		dnp	-	-	-	-	-	-	-	-	-	-	-	-	-	-	-	-	-	
at FGCU	11-28-18	*	31	6-11	.545	1-3	.333	2-2	1.000	3	5	8	6.0	3	4	4	0	4	15	18.3	
at Arkansas	12-01-18	*	16	2-7	.286	0-1	.000	0-0	.000	1	2	3	5.6	4	1	1	0	1	4	16.5	
NORTH FLORIDA	12-13-18	*	23	3-7	.429	1-2	.500	1-2	.500	0	3	3	5.3	3	2	1	1	4	8	15.6	
USF	12-18-18	*	27	3-8	.375	0-2	.000	4-6	.667	0	1	1	4.9	5	1	1	1	1	10	15.0	
FLORIDA MEMORIAL	12-20-18	*	21	7-10	.700	2-3	.667	3-4	.750	3	3	6	5.0	0	2	0	1	4	19	15.4	
at Ohio	12-30-18	*	28	5-12	.417	0-3	.000	1-2	.500	0	5	5	5.0	3	0	3	0	2	11	15.0	
at Middle Tennessee	01-03-19	*	25	6-11	.545	0-3	.000	0-0	.000	1	1	2	4.8	0	0	1	2	0	12	14.8	
at UAB	01-05-19	*	31	5-10	.500	1-5	.200	9-12	.750	2	5	7	4.9	2	2	2	0	3	20	15.1	
Totals			14	343	80-139	.576	13-36	.361	39-58	.672	18	51	69	4.9	29	19	22	7	28	212	15.1

Games played: 14
Minutes/game: 24.5
Points/game: 15.1
FG Pct: 57.6
3FG Pct: 36.1
FT Pct: 67.2

Rebounds/game: 4.9
Assists/game: 1.4
Turnovers/game: 1.6
Assist/turnover ratio: 0.9
Steals/game: 2.0
Blocks/game: 0.5

#11 BURWELL, Marcus

Opponent	Date	gs	min	Total		3-Pointers		Free throws		Rebounds				pf	a	t/o	blk	stl	pts	avg	
				fg-fga	pct	3fg-fga	pct	ft-fta	pct	off	def	tot	avg								
WEBBER INTERNATIONAL	11-07-18	*	20	3-7	.429	0-3	.000	3-4	.750	0	2	2	2.0	3	1	1	0	2	9	9.0	
JOHNSON & WALES	11-09-18	*	20	4-11	.364	1-6	.167	1-2	.500	0	3	3	2.5	1	6	1	0	2	10	9.5	
MILWAUKEE	11-13-18	*	27	4-8	.500	2-6	.333	2-4	.500	1	1	2	2.3	2	3	2	0	1	12	10.3	
at Fordham	11-16-18	*	25	5-13	.385	1-7	.143	3-3	1.000	1	1	2	2.3	3	2	1	0	0	14	11.3	
vs Columbia	11-17-18	*	7	0-0	.000	0-0	.000	0-0	.000	0	0	0	1.8	4	0	0	0	0	0	9.0	
vs Youngstown St.	11-18-18	*	14	0-4	.000	0-2	.000	0-0	.000	1	3	4	2.2	1	2	3	0	0	0	7.5	
AVE MARIA	11-23-18	*	23	2-7	.286	0-3	.000	2-3	.667	1	5	6	2.7	0	5	2	0	1	6	7.3	
at FGCU	11-28-18		dnp	-	-	-	-	-	-	-	-	-	-	-	-	-	-	-	-	-	
at Arkansas	12-01-18		dnp	-	-	-	-	-	-	-	-	-	-	-	-	-	-	-	-	-	
NORTH FLORIDA	12-13-18		16	2-6	.333	1-3	.333	0-0	.000	0	2	2	2.6	3	2	2	0	2	5	7.0	
USF	12-18-18		23	2-7	.286	1-5	.200	2-2	1.000	0	0	0	2.3	3	5	1	0	4	7	7.0	
FLORIDA MEMORIAL	12-20-18		17	3-8	.375	2-4	.500	2-2	1.000	2	3	5	2.6	2	3	0	1	2	10	7.3	
at Ohio	12-30-18		14	3-7	.429	3-7	.429	0-0	.000	0	0	0	2.4	2	0	1	0	0	9	7.5	
at Middle Tennessee	01-03-19		17	0-4	.000	0-1	.000	0-0	.000	0	1	1	2.3	2	3	0	0	0	0	6.8	
at UAB	01-05-19		6	0-2	.000	0-1	.000	0-0	.000	0	1	1	2.2	0	1	1	0	0	0	6.3	
Totals			7	229	28-84	.333	11-48	.229	15-20	.750	6	22	28	2.2	26	33	15	1	14	82	6.3

Games played: 13
Minutes/game: 17.6
Points/game: 6.3
FG Pct: 33.3
3FG Pct: 22.9
FT Pct: 75.0

Rebounds/game: 2.2
Assists/game: 2.5
Turnovers/game: 1.2
Assist/turnover ratio: 2.2
Steals/game: 1.1
Blocks/game: 0.1



FIU Basketball
FIU Individual Game-by-Game (as of Jan 07, 2019)
All games

#15 AMETEPE, James

Opponent	Date	gs	min	Total		3-Pointers		Free throws		Rebounds				pf	a	t/o	blk	stl	pts	avg
				fg-fga	pct	3fg-fga	pct	ft-fa	pct	off	def	tot	avg							
WEBBER INTERNATIONA	11-07-18		5	1-2	.500	0-0	.000	0-0	.000	0	0	0	0.0	2	0	0	0	0	2	2.0
JOHNSON & WALES	11-09-18		9	1-4	.250	0-0	.000	0-0	.000	1	1	2	1.0	1	0	0	1	0	2	2.0
MILWAUKEE	11-13-18		dnp	-	-	-	-	-	-	-	-	-	-	-	-	-	-	-	-	-
AVE MARIA	11-23-18		9	3-7	.429	0-0	.000	2-2	1.000	2	3	5	2.3	4	0	2	0	1	8	4.0
at FGCU	11-28-18		1	0-0	.000	0-0	.000	0-0	.000	0	0	0	1.8	0	0	0	0	0	0	3.0
at Arkansas	12-01-18		3	1-1	1.000	0-0	.000	0-0	.000	0	0	0	1.4	2	0	0	0	0	2	2.8
NORTH FLORIDA	12-13-18		dnp	-	-	-	-	-	-	-	-	-	-	-	-	-	-	-	-	-
USF	12-18-18		dnp	-	-	-	-	-	-	-	-	-	-	-	-	-	-	-	-	-
FLORIDA MEMORIAL	12-20-18		5	0-0	.000	0-0	.000	0-0	.000	0	0	0	1.2	0	1	0	0	1	0	2.3
at Middle Tennessee	01-03-19		dnp	-	-	-	-	-	-	-	-	-	-	-	-	-	-	-	-	-
at UAB	01-05-19		1	0-0	.000	0-0	.000	0-0	.000	0	0	0	1.0	0	0	0	0	0	0	2.0
Totals		0	33	6-14	.429	0-0	.000	2-2	1.000	3	4	7	1.0	9	1	2	1	2	14	2.0

Games played: 7
Minutes/game: 4.7
Points/game: 2.0
FG Pct: 42.9
FT Pct: 100.0

Rebounds/game: 1.0
Assists/game: 0.1
Turnovers/game: 0.3
Assist/turnover ratio: 0.5
Steals/game: 0.3
Blocks/game: 0.1

#20 NUNEZ, JR., Willy

Opponent	Date	gs	min	Total		3-Pointers		Free throws		Rebounds				pf	a	t/o	blk	stl	pts	avg
				fg-fga	pct	3fg-fga	pct	ft-fa	pct	off	def	tot	avg							
WEBBER INTERNATIONA	11-07-18		21	1-7	.143	1-7	.143	1-2	.500	1	6	7	7.0	2	0	3	1	2	4	4.0
JOHNSON & WALES	11-09-18		19	6-10	.600	5-9	.556	2-2	1.000	0	3	3	5.0	0	3	0	0	0	19	11.5
MILWAUKEE	11-13-18		26	3-10	.300	3-8	.375	2-2	1.000	0	3	3	4.3	3	1	1	1	1	11	11.3
at Fordham	11-16-18		30	1-10	.100	1-7	.143	4-5	.800	1	3	4	4.3	0	0	1	0	1	7	10.3
vs Columbia	11-17-18		27	5-12	.417	4-11	.364	1-2	.500	2	3	5	4.4	0	0	1	0	0	15	11.2
vs Youngstown St.	11-18-18	*	23	3-9	.333	2-7	.286	0-0	.000	0	3	3	4.2	0	0	1	0	1	8	10.7
AVE MARIA	11-23-18	*	28	5-9	.556	4-7	.571	2-2	1.000	0	1	1	3.7	1	2	1	0	2	16	11.4
at FGCU	11-28-18	*	27	5-13	.385	4-12	.333	0-0	.000	0	1	1	3.4	1	2	0	0	0	14	11.8
at Arkansas	12-01-18	*	28	4-14	.286	3-13	.231	2-2	1.000	0	2	2	3.2	0	0	0	0	0	13	11.9
NORTH FLORIDA	12-13-18	*	25	3-7	.429	3-6	.500	4-5	.800	0	1	1	3.0	0	2	1	0	0	13	12.0
USF	12-18-18	*	23	2-7	.286	2-7	.286	4-4	1.000	0	3	3	3.0	3	1	1	0	1	10	11.8
FLORIDA MEMORIAL	12-20-18	*	19	7-14	.500	6-13	.462	2-2	1.000	0	1	1	2.8	0	1	1	0	0	22	12.7
at Ohio	12-30-18	*	27	3-10	.300	1-8	.125	1-2	.500	0	1	1	2.7	1	2	0	0	1	8	12.3
at Middle Tennessee	01-03-19	*	8	0-4	.000	0-3	.000	0-0	.000	0	0	0	2.5	0	0	0	0	0	0	11.4
at UAB	01-05-19		19	1-7	.143	1-7	.143	3-3	1.000	1	1	2	2.5	1	0	2	0	0	6	11.1
Totals		9	350	49-143	.343	40-125	.320	28-33	.848	5	32	37	2.5	12	14	13	2	9	166	11.1

Games played: 15
Minutes/game: 23.3
Points/game: 11.1
FG Pct: 34.3
3FG Pct: 32.0
FT Pct: 84.8

Rebounds/game: 2.5
Assists/game: 0.9
Turnovers/game: 0.9
Assist/turnover ratio: 1.1
Steals/game: 0.6
Blocks/game: 0.1



FIU Basketball
FIU Individual Game-by-Game (as of Jan 07, 2019)
All games

#22 DIENG, Elhadji

Opponent	Date	gs	min	Total		3-Pointers		Free throws		Rebounds											
				fg-fga	pct	3fg-fga	pct	ft-fa	pct	off	def	tot	avg	pf	a	t/o	blk	stl	pts	avg	
WEBBER INTERNATIONA	11-07-18	*	10	0-0	.000	0-0	.000	0-1	.000	0	2	2	2.0	1	1	0	1	0	0	0.0	
JOHNSON & WALES	11-09-18	*	9	1-1	1.000	0-0	.000	2-6	.333	1	1	2	2.0	1	0	0	0	0	4	2.0	
MILWAUKEE	11-13-18	*	14	0-0	.000	0-0	.000	2-2	1.000	0	1	1	1.7	1	0	0	1	0	2	2.0	
at Fordham	11-16-18	*	14	0-0	.000	0-0	.000	0-0	.000	1	1	2	1.8	5	1	1	0	0	0	1.5	
vs Columbia	11-17-18	*	7	0-0	.000	0-0	.000	0-0	.000	0	0	0	1.4	4	0	1	0	0	0	1.2	
vs Youngstown St.	11-18-18	*	6	1-1	1.000	0-0	.000	0-0	.000	0	1	1	1.3	3	1	1	0	0	2	1.3	
AVE MARIA	11-23-18	*	11	3-5	.600	0-0	.000	1-3	.333	2	3	5	1.9	4	0	1	0	0	7	2.1	
at FGCU	11-28-18	*	19	2-2	1.000	0-0	.000	0-3	.000	1	1	2	1.9	3	0	0	2	0	4	2.4	
at Arkansas	12-01-18	*	11	1-2	.500	0-0	.000	0-0	.000	2	1	3	2.0	5	0	3	1	0	2	2.3	
NORTH FLORIDA	12-13-18	*	14	3-5	.600	0-0	.000	2-3	.667	3	3	6	2.4	2	0	1	0	1	8	2.9	
USF	12-18-18	*	18	1-2	.500	0-0	.000	1-4	.250	2	1	3	2.5	1	0	1	0	0	3	2.9	
FLORIDA MEMORIAL	12-20-18	*	17	0-2	.000	0-0	.000	1-2	.500	2	2	4	2.6	2	1	1	0	1	1	2.8	
at Ohio	12-30-18	*	9	0-1	.000	0-0	.000	0-0	.000	0	1	1	2.5	2	0	1	0	0	0	2.5	
at Middle Tennessee	01-03-19	*	9	1-1	1.000	0-0	.000	0-0	.000	0	3	3	2.5	3	0	0	1	0	2	2.5	
at UAB	01-05-19		9	0-0	.000	0-0	.000	0-0	.000	0	0	0	2.3	2	0	1	0	0	0	2.3	
Totals			14	177	13-22	.591	0-0	.000	9-24	.375	14	21	35	2.3	39	4	12	6	2	35	2.3

Games played: 15
Minutes/game: 11.8
Points/game: 2.3
FG Pct: 59.1
FT Pct: 37.5

Rebounds/game: 2.3
Assists/game: 0.3
Turnovers/game: 0.8
Assist/turnover ratio: 0.3
Steals/game: 0.1
Blocks/game: 0.4

#31 DOUGLAS, Michael

Opponent	Date	gs	min	Total		3-Pointers		Free throws		Rebounds				pf	a	t/o	blk	stl	pts	avg	
				fg-fga	pct	3fg-fga	pct	ft-fa	pct	off	def	tot	avg								
WEBBER INTERNATIONA	11-07-18		14	1-3	.333	0-1	.000	0-0	.000	0	1	1	1.0	4	1	0	0	0	2	2.0	
JOHNSON & WALES	11-09-18		17	1-5	.200	0-3	.000	1-2	.500	2	2	4	2.5	1	3	0	2	0	3	2.5	
MILWAUKEE	11-13-18		8	3-5	.600	2-4	.500	0-0	.000	1	1	2	2.3	1	0	0	0	0	8	4.3	
at Fordham	11-16-18		8	0-4	.000	0-2	.000	0-0	.000	0	0	0	1.8	1	0	0	0	0	0	3.3	
vs Columbia	11-17-18		9	0-1	.000	0-0	.000	0-0	.000	0	0	0	1.4	2	0	0	0	0	0	2.6	
vs Youngstown St.	11-18-18		10	2-5	.400	0-1	.000	0-0	.000	3	0	3	1.7	3	0	0	0	0	4	2.8	
AVE MARIA	11-23-18		23	1-6	.167	0-2	.000	0-1	.000	0	5	5	2.1	3	0	2	1	0	2	2.7	
at FGCU	11-28-18		20	0-1	.000	0-1	.000	2-4	.500	1	1	2	2.1	3	0	1	1	0	2	2.6	
at Arkansas	12-01-18		15	0-3	.000	0-2	.000	1-2	.500	1	3	4	2.3	5	2	2	0	1	1	2.4	
NORTH FLORIDA	12-13-18		11	0-0	.000	0-0	.000	0-0	.000	0	2	2	2.3	1	1	0	0	0	0	2.2	
USF	12-18-18		15	2-2	1.000	0-0	.000	0-0	.000	1	1	2	2.3	3	0	1	0	0	4	2.4	
FLORIDA MEMORIAL	12-20-18		15	2-3	.667	0-1	.000	1-1	1.000	1	4	5	2.5	0	0	1	0	1	5	2.6	
at Ohio	12-30-18		13	3-4	.750	2-3	.667	0-0	.000	0	1	1	2.4	2	0	0	0	1	8	3.0	
at Middle Tennessee	01-03-19		15	1-2	.500	1-1	1.000	0-0	.000	1	0	1	2.3	1	0	0	0	0	3	3.0	
at UAB	01-05-19		15	1-2	.500	1-2	.500	0-0	.000	0	0	0	2.1	0	0	0	0	1	3	3.0	
Totals			0	208	17-46	.370	6-23	.261	5-10	.500	11	21	32	2.1	30	7	7	4	4	45	3.0

Games played: 15
Minutes/game: 13.9
Points/game: 3.0
FG Pct: 37.0
3FG Pct: 26.1
FT Pct: 50.0

Rebounds/game: 2.1
Assists/game: 0.5
Turnovers/game: 0.5
Assist/turnover ratio: 1.0
Steals/game: 0.3
Blocks/game: 0.3



FIU Basketball
FIU Individual Game-by-Game (as of Jan 07, 2019)
All games

#34 OSAGHAE, Osasumwen

Opponent	Date	gs	min	Total		3-Pointers		Free throws		Rebounds				pf	a	t/o	blk	stl	pts	avg
				fg-fga	pct	3fg-fga	pct	ft-fa	pct	off	def	tot	avg							
WEBBER INTERNATIONA	11-07-18	9		0-2	.000	0-0	.000	0-0	.000	2	2	4	4.0	4	0	1	2	2	0	0.0
JOHNSON & WALES	11-09-18	18		4-6	.667	0-1	.000	2-4	.500	5	7	12	8.0	1	0	0	3	0	10	5.0
MILWAUKEE	11-13-18	17		4-10	.400	0-0	.000	2-3	.667	8	7	15	10.3	2	0	2	4	0	10	6.7
at Fordham	11-16-18	9		1-1	1.000	0-0	.000	0-0	.000	0	5	5	9.0	5	0	1	1	0	2	5.5
vs Columbia	11-17-18	23		5-6	.833	0-0	.000	2-5	.400	5	4	9	9.0	5	1	1	3	0	12	6.8
vs Youngstown St.	11-18-18	23		6-6	1.000	0-0	.000	2-2	1.000	2	1	3	8.0	4	0	1	1	1	14	8.0
AVE MARIA	11-23-18	dnp		-	-	-	-	-	-	-	-	-	-	-	-	-	-	-	-	-
at FGCU	11-28-18	dnp		-	-	-	-	-	-	-	-	-	-	-	-	-	-	-	-	-
at Arkansas	12-01-18	dnp		-	-	-	-	-	-	-	-	-	-	-	-	-	-	-	-	-
NORTH FLORIDA	12-13-18	20		8-11	.727	0-0	.000	2-2	1.000	7	0	7	7.9	0	0	0	4	1	18	9.4
USF	12-18-18	17		4-4	1.000	0-0	.000	5-6	.833	3	2	5	7.5	4	0	1	1	2	13	9.9
FLORIDA MEMORIAL	12-20-18	17		2-6	.333	0-0	.000	3-4	.750	3	6	9	7.7	1	0	1	4	1	7	9.6
at Ohio	12-30-18	25		3-4	.750	0-0	.000	1-2	.500	6	7	13	8.2	2	1	0	1	0	7	9.3
at Middle Tennessee	01-03-19	21		2-3	.667	0-0	.000	0-0	.000	0	7	7	8.1	4	1	1	2	0	4	8.8
at UAB	01-05-19 *	17		1-3	.333	0-0	.000	0-2	.000	0	2	2	7.6	3	0	0	1	0	2	8.3
Totals		1	216	40-62	.645	0-1	.000	19-30	.633	41	50	91	7.6	35	3	9	27	7	99	8.3

Games played: 12
Minutes/game: 18.0
Points/game: 8.3
FG Pct: 64.5
3FG Pct: 0.0
FT Pct: 63.3

Rebounds/game: 7.6
Assists/game: 0.3
Turnovers/game: 0.8
Assist/turnover ratio: 0.3
Steals/game: 0.6
Blocks/game: 2.3

#TM TEAM

Opponent	Date	gs	min	Total		3-Pointers		Free throws		Rebounds				pf	a	t/o	blk	stl	pts	avg
				fg-fga	pct	3fg-fga	pct	ft-fa	pct	off	def	tot	avg							
WEBBER INTERNATIONA	11-07-18	0		0-0	.000	0-0	.000	0-0	.000	2	1	3	3.0	0	0	0	0	0	0	0.0
JOHNSON & WALES	11-09-18	0		0-0	.000	0-0	.000	0-0	.000	5	2	7	5.0	0	0	1	0	0	0	0.0
MILWAUKEE	11-13-18	0		0-0	.000	0-0	.000	0-0	.000	1	2	3	4.3	0	0	1	0	0	0	0.0
at Fordham	11-16-18	0		0-0	.000	0-0	.000	0-0	.000	1	0	1	3.5	0	0	0	0	0	0	0.0
vs Columbia	11-17-18	0		0-0	.000	0-0	.000	0-0	.000	0	0	0	2.8	0	0	0	0	0	0	0.0
vs Youngstown St.	11-18-18	0		0-0	.000	0-0	.000	0-0	.000	2	3	5	3.2	0	0	0	0	0	0	0.0
AVE MARIA	11-23-18	0		0-0	.000	0-0	.000	0-0	.000	0	2	2	3.0	0	0	0	0	0	0	0.0
at FGCU	11-28-18	0		0-0	.000	0-0	.000	0-0	.000	3	3	6	3.4	0	0	0	0	0	0	0.0
at Arkansas	12-01-18	0		0-0	.000	0-0	.000	0-0	.000	5	1	6	3.7	0	0	0	0	0	0	0.0
NORTH FLORIDA	12-13-18	0		0-0	.000	0-0	.000	0-0	.000	4	1	5	3.8	0	0	0	0	0	0	0.0
USF	12-18-18	0		0-0	.000	0-0	.000	0-0	.000	0	1	1	3.5	0	0	0	0	0	0	0.0
FLORIDA MEMORIAL	12-20-18	0		0-0	.000	0-0	.000	0-0	.000	2	3	5	3.7	0	0	0	0	0	0	0.0
at Ohio	12-30-18	0		0-0	.000	0-0	.000	0-0	.000	2	0	2	3.5	0	0	0	0	0	0	0.0
at Middle Tennessee	01-03-19	0		0-0	.000	0-0	.000	0-0	.000	1	4	5	3.6	0	0	0	0	0	0	0.0
at UAB	01-05-19	0		0-0	.000	0-0	.000	0-0	.000	4	2	6	3.8	0	0	0	0	0	0	0.0
Totals		0	0	0-0	.000	0-0	.000	0-0	.000	32	25	57	3.8	0	0	2	0	0	0	0.0

Games played: 15

Rebounds/game: 3.8
Turnovers/game: 0.1


FIU TV/RADIO SPOT CHART




0 PHILLIP SMITH
6-4 | 183 | FR. | F/G
POTOMAC, MD.



1 ISAIAH BANKS
6-5 | 180 | SO. | G
CONYERS, GA.



2 CORDELL VIERA
6-4 | 190 | SO. | G
ETOBICOKE, ONT.



3 TREJON JACOB
6-5 | 175 | JR. | G
RALEIGH, N.C.




4 BRIAN BEARD JR.
5-10 | 175 | SR. | G
RANCHO CUCAMONGA, CALIF.




5 ANTONIO DAYE, JR.
6-1 | 188 | FR. | G
DURHAM, N.C.



10 DEVON ANDREWS
6-6 | 190 | R-JR. | F
LORAIN, OHIO



15 JAMES AMETEPÉ
6-5 | 210 | FR. | F
ACCRE, GHANA



20 WILLY NUNEZ JR.
6-6 | 185 | R-JR. | G
ORLANDO, FLA.



22 ELHADJI DEING
6-11 | 245 | SR. | C
MBOUR, SENEGAL



31 MICHAEL DOUGLAS
6-5 | 210 | GR. | F
SACHSE, TEXAS



34 OSASUMWEN OSAGHÆ
6-7 | 250 | JR. | F
MIAMI, FLA.



55 CAMERON CORCORAN
6-1 | 170 | SO. | F
ORLANDO, FLA.

FIU BROADCAST NOTES



0

PHILLIP SMITH

GP/S	PPG	RPG	APG	SPG	BPG	FG%	FT%
18-19	1/-	0.0	0.0	1.0	0.0	.000	.000

- Played his 1st FIU game vs. Florida Memorial (12/20) ... Missed 1st 11 games with a stress fracture (foot).
- Averaged 11.0 ppg, 6.0 rpg, and 2.0 apg at The Bullis School in Potomac, Md.
- In addition to playing basketball at The Bullis School, was also a member of the golf and debate teams.



1

ISAIAH BANKS

GP/S	PPG	RPG	APG	SPG	BPG	FG%	FT%
18-19	14/0	7.4	1.6	0.9	1.4	48.8	40.7

- 7th on the team in scoring ... Scored double-figures in 6 games this season, and 3 of the last 6.
- Has career-high 6 rbdts at Arkansas (12/1), to go along with 11 pts vs. the Razorbacks.
- Had ESPN Sportscenter's No. 1 Play of the Day on Jan. 11, 2017 with his backboard-shattering dunk.



2

CORDELL VEIRA

GP/S	PPG	RPG	APG	SPG	BPG	FG%	FT%
18-19	8/0	2.3	1.4	0.9	0.3	40.0	66.7

- Tied his career-high with 4 rbdts, 2 times this year ... Had a career-high 2 blks at FGCU (11/28).
- Averaged 19.7 ppg and 8.0 rpg in high school.
- Has a career-high 86 pts in a win following the death of a former childhood friend and teammate.



3

TREJON JACOB

GP/S	PPG	RPG	APG	SPG	BPG	FG%	FT%
18-19	15/14	11.7	4.0	0.6	1.4	47.5	53.8

- 3rd in scoring ... Season-high 21 pts vs. Ave Maria (11/23), 20 pts at Arkansas (12/1), at MT (1/3).
- Has scored double-figures in 33-of-46 games played at FIU ... 9 games of 20-or-more pts.
- Set the men's Ocean Bank Convocation Center scoring record with 38 pts vs. FGCU (12/19/17).



4

BRIAN BEARD JR.

GP/S	PPG	RPG	APG	SPG	BPG	FG%	FT%
18-19	15/15	19.8	4.1	6.3	3.3	43.8	73.0

- 1st in NCAA in steals-per-game and total steals, 15th in total assists and assists-per-game, thru 1/8.
- Scored double-figures in 41-of-46 games including a career-high 36 vs. Youngstown State (11/18).
- Had 28 pts, 7 asts, 2 stls at Middle Tennessee (1/3) ... 21 pts, 8 rbdts, 6 asts at Arkansas (12/1).



5

ANTONIO DAYE, JR.

GP/S	PPG	RPG	APG	SPG	BPG	FG%	FT%
18-19	15/1	7.7	2.9	2.3	1.7	45.3	61.4

- Scored 15 pts to go with 3 rbdts, 2 asts at Arkansas (12/1) ... Double figures in 4 of last 9 games.
- 13 pts, 3 rbdts, 1 ast at UAB (1/5) in 1st start ... Had 11 pts, 3 asts, 2 stls, 2 rbdts at Middle Tennessee (1/3).
- His uncle, Jawad Williams, was a standout on North Carolina's 2005 NCAA Championship team.



10

DEVON ANDREWS

GP/S	PPG	RPG	APG	SPG	BPG	FG%	FT%
18-19	14/14	15.1	4.9	1.4	2.0	57.6	67.2

- 2nd on FIU in scoring ... Is shooting 57.6% from the field, 36.1% from three-point range.
- Had a career-high 23 pts vs. Webber (11/7) ... 20 pts, team-high 7 rbdts, 3 stls, 2 asts at UAB (1/5).
- Recorded his 1st career double-double vs. Columbia (11/17) with 17 pts, 11 rbdts.



15

JAMES AMETEPÉ

GP/S	PPG	RPG	APG	SPG	BPG	FG%	FT%
18-19	7/0	2.0	1.0	0.1	0.3	42.9	100.0

WALK-ON

- FIU's lone walk-on, earning a spot during the fall ... Career-high 8 points vs. Ave Maria (11/23).
- Played with countryman - and Purdue signee - Emmanuel Dowuona at Miami's Westwood Christian.
- Is enrolled in the Honors College at FIU and is majoring in biomedical engineering.



20

WILLY NUNEZ JR.

GP/S	PPG	RPG	APG	SPG	BPG	FG%	FT%
18-19	15/9	11.1	2.5	0.9	0.6	34.3	84.8

- Saw limited action for FIU in 2017-18 due to multiple injuries, yet still averaged 12.7 ppg in 6 games.
- 4th on the team in scoring ... Scored double-figures in 6 of last 9 games.
- Had a career-high with 22 pts vs. Florida Memorial (12/20) ... Career-best 7 rbdts vs. Webber (11/13).



22

ELHADJI DIENG

GP/S	PPG	RPG	APG	SPG	BPG	FG%	FT%
18-19	15/14	2.3	2.3	0.3	0.1	59.1	37.5

- Had a season and career-high tying 8 pts vs. North Florida (12/13) along with 6 rbdts.
- Graduated on 12/10 with a BA in Liberal Studies with a 3.5 GPA ... Will start on his masters in spring.
- Named to C-USA Commissioner's Honor Roll in 2017-18, for student-athletes with a 3.0 GPA or better.



31

MICHAEL DOUGLAS

GP/S	PPG	RPG	APG	SPG	BPG	FG%	FT%
18-19	15/0	3.0	2.1	0.5	0.3	37.0	50.0

- Scored a season-high 8 pts vs. Milwaukee (11/13) and equaled that vs. Ohio (12/30).
- Averaged 6.3 ppg on the year, which was 6th on the team, and 3.4 rpg in 2017-18
- Graduated in July of 2018 with a degree in health services admin. ... Working on his master's degree.




34

OSASUMWEN OSAGHAЕ

GP/S	PPG	RPG	APG	SPG	BPG	FG%	FT%
18-19	12/1	8.3	7.6	0.3	0.6	64.5	63.3

- Missed 3 games with a foot injury ... Leads team in rpg and is 5th in ppg ... 19th in NCAA in orpg (3.4).
- 2 double-doubles ... 10-pts, 15 rbdts, 4 blks vs. Milwaukee (11/13) ... Career-high 18 pts vs. UNF (12/13).
- Was a walk-on at FIU his 1st 2 years and was awarded a scholarship during the Summer of 2018.



55

CAMERON CORCORAN

GP/S	PPG	RPG	APG	SPG	BPG	FG%	FT%
18-19	-/-	-	-	-	-	-	-

- Transferred from Little Rock ... Must sit out the 2018-19 season due to NCAA transfer rules.
- Averaged 6.7 ppg, 0.6 rpg and 0.9 apg in 16.6 mpg for the Trojans.
- Led the team in 3pt-point shooting percentage at 42.6 percent; also shot 42.1 percent from the floor.

F/G | 6-4 | 183 | FR. | POTOMAC, MD.

G | 6-5 | 180 | SO. | CONYERS, GA.

G | 6-4 | 190 | SO. | ETOBICOKE, ONTARIO, CANADA

G | 6-5 | 175 | JR. | RALEIGH, N.C.

G | 5-10 | 175 | SR. | RANCHO CUCAMONGA, CALIF.

G | 6-1 | 188 | FR. | DURHAM, N.C.

F | 6-6 | 190 | R-JR. | LORAIN, OHIO

F | 6-5 | 210 | FR. | ACCRE, GHANA

G | 6-6 | 185 | R-JR. | ORLANDO, FLA.

C | 6-11 | 245 | SR. | MBOUR, SENEGAL

F | 6-5 | 210 | SR. | SACHSE, TEXAS

F | 6-7 | 250 | JR. | MIAMI, FLA.

G | 6-1 | 170 | SO. | ORLANDO, FLA.