



2018-19 FIU PANTHERS MEN'S BASKETBALL GAME NOTES

Primary Contact: Michael Hogan | Phone: (W) 305-348-1496 (C) 813-469-0616 | Email: mihogan@fiu.edu
Twitter: @FIUHoops | Instagram: FIUAthletics | Facebook: facebook.com/FIUMensBasketball | Web: FIUSports.com

2018-19 FIU SCHEDULE/RESULTS

NOVEMBER

7	Webber International (CUSA TV)	W, 110-84
9	Johnson & Wales (DH) (CUSA TV)	W, 117-47
13	Milwaukee (CUSA TV)	W, 86-83
16	at Fordham ^ (ESPN+)	L, 83-77
17	vs. Columbia ^	W, 98-87
18	vs. Youngstown State ^	W, 102-93
23	Ave Maria (CUSA TV)	W, 104-82
28	at Florida Gulf Coast (ESPN+)	W, 81-80

DECEMBER

1	at Arkansas (SEC Network Plus)	L, 121-89
13	North Florida (CUSA TV)	W, 102-89
18	USF (CUSA TV)	L, 82-72
20	Florida Memorial (CUSA TV)	W, 108-67
30	at Ohio	L, 68-66

JANUARY

3	at Middle Tennessee* (ESPN3/ESPN+)	W, 83-76
5	at UAB* (ESPN+)	8 p.m.
10	Charlotte* (CUSA TV)	7 p.m.
12	Old Dominion* (ESPN3/ESPN+)	7 p.m.
17	at WKU* (beIN Sports)	8 p.m.
19	at Marshall* (ESPN3/ESPN+)	7 p.m.
23	at Florida Atlantic* (CUSA TV)	7 p.m.
26	Florida Atlantic* (CUSA TV)	7 p.m.
31	Southern Miss* (CUSA TV)	7 p.m.

FEBRUARY

2	Louisiana Tech* (ESPN3/ESPN+)	7 p.m.
7	at UTSA* (ESPN3/ESPN+)	8 p.m.
9	at UTEP* (CUSA TV)	9 p.m.
14	Rice* (CUSA TV)	7 p.m.
16	North Texas* (ESPN3/ESPN+)	2 p.m.
23	TBD* \$	TBD
28	TBD* \$	TBA

MARCH

3	TBD* \$	TBD
6	TBD* \$	TBD
9	TBD* \$	TBD
13	C-USA Tournament First Round #	TBD
14	C-USA Tournament Quarterfinals #	TBD
15	C-USA Tournament Semifinals #	TBD
16	C-USA Tournament Championship #	TBD

^ Johnny Bach Classic Hosted by Fordham University, Bronx, N.Y.
* Conference USA Game | \$ C-USA Bonus Play (see page 4 for details)
Conference USA Tournament, Frisco, Texas
All times are Eastern time and are subject to change

GAME 15 | SAT., JAN. 5 | 8 P.M. (ET) | BARTOW ARENA, BIRMINGHAM, ALA.

FIU

PANTHERS
10-4 (1-0 C-USA)



AT



UAB

BLAZERS
9-5 (1-0 C-USA)

Last Game ____ Jan. 3 at Middle Tennessee, W, 83-76
Next Game ____ Jan. 10 vs. Charlotte, 7 p.m.
Head Coach ____ Jeremy Ballard
Alma Mater ____ Colgate, 2003
Career Record ____ 10-4 (First season)
at FIU ____ Same

Last Game ____ Jan. 3 vs. Florida Atlantic, W, 67-50
Next Game ____ Jan. 10 at Louisiana Tech, 7:30 p.m. ET
Head Coach ____ Robert Ehsan
Alma Mater ____ UC Davis, 2005
Career Record ____ 46-34 (Third season)
at UAB ____ Same

GAMEDAY INFORMATION

TV/Video ____ ESPN+
____ Curt Bloom (Play-by-play)
____ Bill Jones (Analyst)
Radio ____ FIUSports.com

Live Stats ____ FIUSports.com
Series ____ Series tied, 4-4
Twitter Updates ____ @FIUHoops
Tickets ____ UAB Athletics Ticket Office 205-975-8221

QUICK HITS

■ FIU closes out its three-game road stretch when it travels to Birmingham, to face UAB on Jan. 5 ... Tipoff is slated for 8 p.m. (ET) with the game being carried live on ESPN+ ... The Panthers look to start 2-0 in Conference USA for the first time since the 2015-16 season.

■ FIU's 10-4 start is tied for the best 14-game start in program history, joining the 1984-85 squad that also started the season 10-4.

■ FIU comes into the UAB game following an 83-76 come-from-behind win at Middle Tennessee on Jan. 3 ... Brian Beard, Jr. led the way with a game-high 28 points and Trejon Jacob added 20 points in the win.

■ Through Jan. 3, Brian Beard, Jr. leads NCAA in steals-per-game (3.4) and total steals (48) ... Osasumwen Osaghae is 11th in the nation in offensive rebounds-per-game (3.7) ... FIU is third in the nation in scoring (92.6).


FIU PROBABLE STARTERS



G | 4 | Sr.

**BRIAN
BEARD, JR.**

PPG 20.6
RPG 4.1
APG 6.6
SPG 3.4



G | 3 | Jr.

**TREJON
JACOB**

PPG 12.1
RPG 4.1
APG 0.6
SPG 1.4



G | 20 | R-Jr.

**WILLY
NUNEZ, JR.**

PPG 11.4
RPG 2.5
APG 1.0
SPG 0.6



F | 10 | R-Jr.

**DEVON
ANDREWS**

PPG 14.8
RPG 4.8
APG 1.3
SPG 1.9



C | 22 | Sr.

**ELHADJI
DIENG**

PPG 2.5
RPG 2.5
APG 0.3
BPG 0.4

FIU QUICK FACTS

THE UNIVERSITY

City/Zip Code	Miami, Fla./33199
Founded/Opened	1965/1972
Enrollment	56,000
Nickname	Panthers
Arena	Lime Court at FIU Arena
Capacity	5,000
Affiliation	NCAA Division I
Conference	Conference USA
President	Dr. Mark B. Rosenberg
Faculty Representative	Dr. Pete E.C. Markowitz
Exec. Dir. of Sports & Entertainment	Pete Garcia
Senior Woman Administrator	Julie Berg

BASKETBALL HISTORY

First Year	1981-82
All-Time Record*	418-639 (38th year)
Actual On-Court Record	435-623
All-Time C-USA Record	34-55 (Sixth season)
All-Time Sun Belt Record**	71-162/.307 ('98-'99 - '12-'13)
Actual On-Court Sun Belt	80-160/.333
All-Time TAAC Record	58-48/.547 ('91-'92 - '97-'98)
All-Time Post-Season	18-22 (14-20)***
C-USA Tournament	1-3
Sun Belt Tournament	9-14 (6-14)***
TAAC Tournament	8-5
TAAC Champions	1995
NCAA Tournament	0-1
Years in NCAA Tourn./Last	1/1995
Last NCAA opponent	UCLA
Result	Lost, 92-56, NCAA First Round
Post-Season NIT	N/A
All-Time Division I Record	325-499/.394 (292-499/.369)*
All-Time Division II Record	84-77/.522 ('81-'82 - '86-'87)

* Vacated 32 wins from 2002-03 to 2005-06 due to NCAA sanctions.

** Vacated nine conference wins from 2003-04 to 2005-06 due to NCAA sanctions.

*** Vacated three conference tourney wins due to NCAA sanctions.

COACHING STAFF

Head Coach	Jeremy Ballard
Alma Mater, Year	Colgate '03
Record at FIU (Years)	10-4 (First season)
Career Record (Years)	Same
C-USA Record (Years)	1-0 (First season)
Associate Head Coach	David Cason, Illinois State '96
Assistant Coaches	Jesse Bopp, Plymouth State '07 Joey Rodriguez, VCU '11
Director of Basketball Operations	Mike Oliva, FIU '12, '14
Asst. Dir. Basketball Operations	Zavier Anderson, Clemson '11
Assist Strength & Conditioning	Thomas Carroll, Miami (Fla.) '05

ATHLETIC MEDIA RELATIONS

Director of Sports Information/Basketball Contact	Michael Hogan
Office Phone	(305) 348-1496
Cell Phone	(813) 469-0616
E-mail	mihogan@fiu.edu

2018-19 FIU PANTHERS



► Sitting (L-R): Cordell Veira, Isaiah Banks, Brian Beard, Jr., Antonio Daye, Jr., Cameron Corcoran, Marcus Burwell. Standing (L-R): Osasumwen Osaghae, Devon Andrews, Trejon Jacob, Willy Nunez, Jr., Michael Douglas, Phillip Smith, James Ametembe, Elhadji Dieng.

No.	Name	P	Ht.	Wt.	Yr.	Hometown/Previous School/High School
0	Phillip Smith	F/G	6-4	183	Fr.	Potomac, Md./The Bullis School
1	Isaiah Banks	G	6-5	180	So.	Conyers, Ga./Heritage
2	Cordell Veira	G	6-4	190	So.	Etobicoke, Ontario, Canada/John Polanyi Institute
3	Trejon Jacob	G	6-5	175	Jr.	Raleigh, N.C./Seminole State College/Millbrook
4	Brian Beard Jr.	G	5-10	175	Sr.	Rancho Cucamonga, Calif./Chaffey College/Rancho Cucamonga
5	Antonio Daye, Jr.	G	6-1	188	Fr.	Durham, N.C./Ft. Lauderdale (Fla.)
10	Devon Andrews	F	6-6	190	R-Jr.	Lorain, Ohio/Pratt C.C./Kent State/Lorain
11	Marcus Burwell	G	6-2	160	Jr.	Richmond, Va./Northeastern JC (Colo.)/Thomas Jefferson
15	James Ametembe ^	F	6-5	210	Fr.	Accre, Ghana/Westwood Christian School (Fla.)
20	Willy Nunez Jr.	G	6-6	185	R-Jr.	Orlando, Fla./Indian River State College/Oak Ridge
22	Elhadji Dieng	C	6-11	245	Sr.	Mbour, Senegal/Sheridan College/Canarias Basketball Acad.
31	Michael Douglas	F	6-5	210	Sr.	Sachse, Texas/Sachse
34	Osasumwen Osaghae	F	6-7	250	Jr.	Miami, Fla./Robert Morgan H.S. (Southridge Senior)
55	Cameron Corcoran *	G	6-1	170	So.	Orlando, Fla./UALR/Orlando Christian Prep

* Must sit 2018-19 out due to NCAA transfer rules | ^ Walk-on

FIU BASKETBALL STAFF

Head Coach: Jeremy Ballard (Colgate '03) – First season at FIU/First overall as head coach
Associate Head Coach: David Cason (Illinois State '96) – First season at FIU
Assistant Coach: Jesse Bopp (Plymouth State, '07) – First season at FIU
Assistant Coach: Joey Rodriguez (VCU '11) – First season at FIU
Director of Basketball Operations: Mike Oliva (FIU '12, '14) – Seventh season at FIU
Assistant Director of Basketball Operations: Xavier Anderson (Clemson '11) – First season at FIU
Strength and Conditioning: Thomas Carroll (Miami '05)
Certified Athletic Trainer: Mick Thompson (Indiana '10, FIU '14)

PRONUNCIATION GUIDE

Isaiah Banks: I-ZAY-uh
Elhadji Dieng: El-HAH-gee Dang
Trejon Jacob: TRAY-john
Willy Nunez: Noon-YEZ
Osasumwen Osaghae: Oh-SAH-Soo Oh-SAH-Guy
Cordell Veira: Vee-AIR-uh
James Ametembe: M-uh-TEP-A
David Cason: KAY-sahn

HEAD COACH JEREMY BALLARD | 10-4 CAREER RECORD | 1-0 CONFERENCE USA RECORD



Jeremy Ballard was officially introduced as the ninth head coach in the history of the FIU men's basketball program on April 23, 2018, at a press conference in the Ocean Bank Convocation Center.

Ballard arrives at FIU after serving as associate head coach at VCU in 2017-18. He has spent 14 seasons as an assistant coach at the Division I level with coaching stints at Pitt, Illinois State, VCU, Tulsa and his alma mater Colgate.

As associate head coach at VCU, Ballard was reunited with current VCU head coach Mike Rhoades, who he coached with prior on the staff of former VCU head coach and current Texas head coach Shaka Smart. Ballard's main focus was VCU's defense. The Rams finished 18-15 this past season and advanced to the Atlantic 10 Conference Quarterfinals. Forward Justin Tillman was named All-Atlantic 10 Conference First Team, as well as to the All-Defensive Team.

His most successful stretch came with the Rams from 2012-15. Ballard helped lead VCU to a 79-28 mark and three straight NCAA Tournament appearances during his initial tenure in Richmond from 2012-15. During that time, VCU won at least 26 games each season and finished each season ranked in the Associated Press Top-25. In all, Ballard coached three eventual NBA players at VCU, including Troy Daniels, Briante Weber and Treveon Graham.

At the time of his hiring at FIU, Ballard was the sixth former Smart assistant to become a head coach. Rhoades, Will Wade (LSU), Mike Jones (Radford), Jamion Christian (Mount St. Mary's) and Mike Morrell (UNC Asheville) are the others.

Ballard served as an assistant on Kevin Stallings' Pitt staff during the 2016-17 season, where he coached All-ACC Third Team and USBWA All-District II forward Michael Young and All-ACC Honorable Mention selection Jamel Artis. Young led the ACC in scoring averaging 19.6 points per game. Young went on to sign with the Washington Wizards while Artis signed with the Orlando Magic.

In 2015-16, Ballard helped guide Illinois State to an 18-14 overall record and a 12-6 Missouri Valley Conference mark, which tied for second place and signified ISU's highest league finish and most conference wins since 2007-08. Working primarily with Illinois State's forwards, Ballard helped MiKyle McIntosh earn MVC Most-Improved Team accolades. McIntosh was also a 2016 All-MVC Honorable Mention Team selection.

In 2014-15, Ballard helped VCU to its first Atlantic 10 Conference Tournament title. VCU was ranked as high as No. 10 in the Associated Press Top-25 Poll during that period, and on his watch, the Rams earned five all-conference accolades, including two first-team honors.

During his first year as an assistant with the Rams, Ballard worked closely with shooting guard Troy Daniels, who would set a VCU single-season school record with 124 3-pointers. Daniels has since played for four NBA franchises. He signed a multiyear contract extension with the Memphis Grizzlies in 2016 and currently is with the Phoenix Suns.

Ballard's three seasons on Smart's staff at VCU (2012-15) were preceded by five seasons at Tulsa (2007-12) where he helped guide the Golden Hurricane to 109 victories, including three 20-plus win seasons. Tulsa had nine all-conference honorees, including a first-team selection in each of his final four seasons with the Golden Hurricane. Ballard either recruited or coached three NBA players – Jordan Clarkson, Jerome Jordan and Ben Uzoh – during his time at Tulsa.

In his first season, Tulsa piled up 25 wins and a berth in the Conference USA championship game. The Golden Hurricane eventually won the inaugural College Basketball Invitational Championship and that postseason appearance was followed by back-to-back National Invitation Tournament showings.

Prior to his time with the Golden Hurricane, Ballard was an assistant at his alma mater Colgate University (2004-07). During his time as a student-athlete at Colgate, Ballard won the prestigious ECAC Merit Medal Award twice, becoming only the third player in Colgate history to do so. He twice earned Patriot League Academic Honor Roll recognition and was given the title of the team's best defensive player by the coaching staff during his senior season. Ballard also served as a captain during his senior season.

An Atlanta native, Ballard graduated from Colgate in 2003 with a bachelor's degree in English and a minor in religion. He has a son, Khalif Jamal.

THE BALLARD FILE
AS HEAD COACH...

Year	School	Record	Postseason
2018-19	FIU	10-4	-
Overall		10-4	

BALLARD MILESTONE GAMES

FIRST GAME AS HEAD COACH

Nov. 8, 2018 vs. Webber International, W, 101-84

FIRST CAREER HEAD COACHING WIN

Nov. 8, 2018 vs. Webber International, W, 101-84

FIRST CAREER C-USA GAME AS HEAD COACH

Jan. 3, 2019 at Middle Tennessee, W, 83-76

FIRST CAREER C-USA WIN

Jan. 3, 2019 at Middle Tennessee, W, 83-76

AS ASSISTANT COACH...

Year	School	Record	Postseason
2004-05	Colgate	12-16	-
2005-06	Colgate	10-19	-
2006-07	Colgate	10-19	-
2007-08	Tulsa	27-14	CBI Finals
2008-09	Tulsa	27-11	NIT 2nd Rd.
2009-10	Tulsa	23-12	NIT 1st Rd.
2010-11	Tulsa	20-13	-
2011-12	Tulsa	19-14	-
2012-13	VCU	27-9	NCAA 2nd Rd.
2013-14	VCU	26-9	NCAA 1st Rd.
2014-15	VCU	26-10	NCAA 1st Rd.
2015-16	Illinois St.	18-14	-
2016-17	Pitt	16-17	-
2017-18	VCU	18-15	-

JEREMY BALLARD HEAD COACHING RECORD BREAKDOWN

Year	Overall	Home	Road	Neutral	Conf.	Postseason
2018-19	10-4	6-1	2-3	2-0	0-0	0-0
Totals	10-4	6-1	2-3	2-0	0-0	0-0



TALE OF THE TAPE

THE UAB SERIES

Series Record	Series tied, 4-4
FIU at home	FIU leads series, 3-2
FIU at UAB	UAB leads series 2-1
FIU at neutral site	0-0
First meeting	Feb. 6, 2014 (W, 78-73)
Last meeting	Jan 16, 2018 (L, 75-64)
Last FIU win	March 4, 2017 (70-67)
Last UAB win	Jan 16, 2018 (75-64)
Current streak	UAB, one win

STATISTICAL COMPARISON

FIU		UAB
10-4	Overall Record	9-5
46.7	Field Goal%	45.9
29.9	3-Pt. Field Goal%	32.1
64.2	Free Throw%	64.8
44.8	Oppt. Field Goal%	41.7
32.0	Oppt. 3-Pt. Field Goal%	31.2
65.5	Oppt. Free Throw%	75.3
37.6	Rebounding Avg.	37.8
-6.9	Rebounding Margin	+7.0
16.7	Assists/Gm.	12.3
14.6	Turnovers/Gm.	13.9
4.1	Blocks/Gm.	2.2
12.4	Steals/Gm.	7.1
92.6	Points/Gm.	70.5
81.7	Points Allowed/Gm.	66.3

FIU CAREER STATS VS. UAB

No.	Name	G	Ppg	Rpg	Appg
0	Smith	0	0.0	0.0	0.0
1	Banks	1	3.0	3.0	1.0
2	Veira	1	0.0	1.0	1.0
3	Jacob	1	17.0	3.0	0.0
4	Beard Jr.	1	16.0	4.0	9.0
5	Daye, Jr.	0	0.0	0.0	0.0
10	Andrews	0	0.0	0.0	0.0
11	Burwell	0	0.0	0.0	0.0
15	Ametepe	0	0.0	0.0	0.0
20	Nunez Jr.	0	0.0	0.0	0.0
22	Dieng	1	0.0	0.0	0.0
31	Douglas	5	4.2	2.6	0.2
34	Osaghae	2	0.0	2.0	0.0

PANTHERS' CAREER STARTS

No.	Name	15-16	16-17	17-18	18-19	Tot	GP
0	Smith	-	-	-	-	-	1
1	Banks	-	-	-	-	-	34
2	Veira	-	-	1	-	1	37
3	Jacob	-	-	29	13	42	45
4	Beard Jr.	-	-	31	14	45	45
5	Daye, Jr.	-	-	-	-	-	14
10	Andrews	-	-	-	13	13	13
11	Burwell	-	-	-	7	7	12
15	Ametepe	-	-	-	-	-	6
20	Nunez Jr.	-	-	-	9	9	20
22	Dieng	-	-	19	14	33	35
31	Douglas	-	2	5	-	7	101
34	Osaghae	-	-	1	-	1	42

FOR TICKET INFORMATION

■ For ticket questions or to purchase tickets, please contact the UAB Athletics Ticket Office 205-975-8221.

UP NEXT FOR FIU

■ FIU returns home on Thursday, Jan. 10, when it faces Charlotte in the first game of a two-game C-USA weekend homestand, along with Old Dominion on Jan. 12 ... Both games are at 7 p.m.

SCOUTING UAB

■ UAB comes into its game with FIU with an 9-5 record, and winners of three of its last four games, following its 67-60 win over Florida Atlantic on Jan. 3, in its Conference USA opener.

■ Zack Bryant leads three players in double figures, averaging 13.0 points-per-game, while Jalen Perry and Louis Sullivan are netting 11.6 and 10.1 points-per-outing, respectively ... Sullivan also leads the team in rebounding, grabbing 6.1 rebounds-per-contest.

THE SERIES AGAINST THE BLAZERS

■ FIU comes into its game with UAB tied in the all-time series, 4-4, dating back to the 2013-14 season ... The Panthers have won two of the last three games, and three of the last six.

FIU All-Time Against UAB

Feb. 6, 2014	H	W, 78-73 (C-USA)
Jan. 10, 2015	A	L, 53-70 (C-USA)
March 7, 2015	H	W, 70-66 (C-USA)
Feb. 4, 2016	A	L, 74-69 (C-USA)
March 3, 2016	H	L, 61-58 (C-USA)
Jan. 21, 2017	H	W, 94-85 (C-USA)
March 4, 2017	A	W, 68-56 (C-USA)
Jan. 6, 2018	H	L, 75-64 (C-USA)

LAST TIME OUT

■ FIU won its Conference USA opener for the sixth time in the last seven years, with its 83-76 come-from-behind win at Middle Tennessee on Jan. 3.

■ Brian Beard, Jr. led four players in double figures pouring in a game-high 28 points, including 15 in the second half, while Trejon Jacob added 20 points ... Devon Andrews and Antonio Daye, Jr. chipped in with 12 and 11 points, respectively.

■ The Panthers trailed by as many as 14 points mid-way through the second half, however, used a 24-4 run to take control of the game en route to the win.

■ FIU's win was its sixth come-from-behind win of the season in its 10 total victories.

■ The Panthers forced their opponent into 20-or-more turnovers for the ninth time this season, with Middle Tennessee's 21 on the night ... It was the fourth-straight game that FIU's opponent had at least 20 turnovers, the longest such stretch of the season ... The Blue Raiders' 21 miscues led to FIU holding a 21-7 points-of-turnover margin.

ROAD WARRIORS

■ FIU closes out an eight-game stretch where five of the eight have been played on the road, ending on Saturday at UAB ... The UAB game is the fifth game of five games that FIU will play on the road during that span, from Nov. 28, starting at Florida Gulf Coast ... The Panthers defeated FGCU, 81-80 and Middle Tennessee, 83-76, and lost to Arkansas, 121-89, and Ohio, 68-66, in its first four road games of the stretch.

FIU WEEKLY MEDIA PLANNER

MON.	31	TUE.	1	WED.	2	THURS.	3	FRI.	4	SAT.	5	SUN.	6
Off		Practice 11 a.m.-12 p.m.		Practice Time TBA Travel Day		at Middle Tennessee 7:30 p.m.		Practice Time TBA		at UAB 8 p.m.		Off Travel Day	

CONFERENCE USA BONUS PLAY FORMAT

Within the format, the 14 Conference USA programs will play each other once and their travel partner twice in the first seven weeks of the conference season. At the end of the seven weeks, teams will be placed in one of three groups based on conference standings through the first 14 games of league action. The teams will be divided into two groups of five (I-5 and 6-10) and a group of four (11-14). During the final three weeks, teams will play within their respective grouping for the last four games of conference play. Home and away games within the groups will be determined by a preset formula.

Once all 18 games have been completed, the top 12 teams based on final league standings will be seeded in the conference tournament. Teams will be guaranteed seeding within their respective group. For example, if a program lands in the second group (6-10), it will seed no higher than six and no lower than 10 in the tournament field.

■ Although the Panthers are closing out one road stretch, they have also begun another ... With their game against Middle Tennessee on Jan. 3, FIU starts another stretch of seven games where five will come on the road ... Following Saturday, the Panthers return home to face Charlotte (Jan. 10, 7 p.m.) and Old Dominion (Jan. 12, 7 p.m.) before closing out the stretch with three-straight on the road, at WKU (Jan. 17, 8 p.m. ET), at Marshall (Jan. 19, 7 p.m.) and at Florida Atlantic (Jan. 23, 7 p.m.).

FILLING THE BUCKET AT HOME

■ FIU is currently averaging 100.0 points-per-game at home this season ... Prior to their home game against USF on Dec. 18 - an 82-73 loss - the Panthers averaged an impressive 103.6 points-per-game at home ... The Panthers have hit the century mark in five of their seven games at home this season ... On the flip-side, FIU is allowing just 76.6 points-per-game on its home floor.

FIU COMING-FROM-BEHIND WINS

■ FIU's 83-76 come-from-behind win over Middle Tennessee on Jan. 3, was its seventh of the season, out of its 10 total wins ... The largest deficit that the Panthers have come back from was 15 points, against Florida Gulf Coast on Nov. 28, en route to an 81-80 win.

FIU Come-From-Behind Wins in 2018-19

Opponent	Deficit	Final Score
vs. Milwaukee	-6	86-83
vs. Columbia	-10	98-87
vs. Youngstown State	-7	102-93
vs. Ave Maria	-5	104-84
at Florida Gulf Coast	-15	81-80
vs. North Florida	-9	102-89
at Middle Tennessee	-14	83-76

PANTHERS STREAK COMES TO AN END ...

■ FIU's 121-89 loss at Arkansas on Dec. 1, snapped the Panthers' four-game winning streak, its longest since the 2015-16 season when it won four-consecutive games against Binghamton (66-49), Florida A&M (64-45), Florida Atlantic (76-59) and WKU (75-72) ... Prior to the 2015-16 season the Panthers won six-straight during the 2013-14 campaign.

... AND SO DID THE HOME STREAK

■ FIU's 82-73 loss to USF on Dec. 18, snapped the Panthers' 10-game home winning streak, dating back to their 67-64 win against Rice on Feb. 24, 2018 ... Entering the game against the Bulls, it was the 27th longest

streak in the nation ... The Panthers' last loss in the OBCC, prior to Dec. 18, was to Old Dominion, 64-54, on Jan. 18, 2018.

OT WOES

■ Although FIU has not played any overtime games this season, the Panthers have struggled since the 2015-16 season in extra session games, having lost their last 12-straight overtime games, the longest overtime losing streak in the nation ... Six of the losses have been by three points or less ... **FIU's all-time overtime games are listed on page 12.**

FIU's Total Overtime Games Since 2015-16

2015-16: Three (one double overtime)

2016-17: Five (one double overtime)

2017-18: Four (one triple overtime)

FIU AMONG THE NATIONS LEADERS

■ Through games of Jan. 3, FIU is first in the nation in turnovers forced (22.6), turnover margin (+7.9), total steals (174) and steals-per-game (12.4 apg), and third in the nation in scoring (92.6 ppg) ... FIU also ranks among the top-30 in several other categories:

Team

Turnovers Forced	1st	22.6
Turnover Margin	1st	+7.9
Steals-Per-Game	1st	12.4
Total Steals	1st	174
Scoring Offense	3rd	92.6
Free-Throw Attempts	8th	377
Three-Point FGA	8th	428
Free Throws Made	28th	242

Individual

Brian Beard, Jr.	Steals-Per-Game	1st	3.4
	Total Steals	1st	48
	Free-Throw Attempts	8th	114
	Assists-Per-Game	15th	6.6
	Free Throws Made	15th	83
	Total Assists	12th	92
Osasumwen Osaghae	Offensive Rebounds-Per-Game	11th	3.7
	Blocks-Per-Game	27th	2.4
Willy Nunez, Jr.	Three-Point FGA	22nd	118

FIU WHEN ...

Leading at halftime	6-0
Trailing at halftime	4-4
Tied at halftime	0-0
Overtime	0-0
FIU shoots 50% or better from field	6-0
FIU shoots 40-49% from field	3-1
FIU shoots under 40% from field	1-3
Opp. shoots 50% or better from field	1-3
Opp. shoots 40-49% from field	6-1
Opp. shoots under 40% from field	2-0
FIU outrebounds opponent	4-0
Opp. outrebounds FIU	6-4
Tied in rebounds	0-0
FIU records 10 or more steals	7-3
FIU records 15 or more assists	9-1
FIU commits less than 15 turnovers	5-2
FIU commits 15 or more turnovers	5-2
FIU commits less turnovers than opp.	10-3
FIU commits more turnovers than opp.	0-0
FIU shoots 70% or better from the line	4-1
FIU shoots under 70% from the line	6-3
FIU scores 59 points or less	0-0
FIU scores between 60-69 points	0-1
FIU scores between 70-79 points	0-2
FIU scores between 80-89 points	3-1
FIU scores between 90-99 points	1-0
FIU scores more than 100 points	6-0
Two or less Panthers score in double figures	0-1
Three Panthers score in double figures	1-1
Four or more Panthers score in double figures	9-2
FIU plays at Ocean Bank Convocation Center	6-1
FIU plays on the road	2-3
FIU plays at a neutral site	2-0
Playing in November	7-1
Playing in December	2-3
Playing in January	1-0
Playing in February	0-0
Playing in March	0-0
Playing on Saturday	1-1
Playing on Sunday	1-1
Playing on Monday	0-0
Playing on Tuesday	1-1
Playing on Wednesday	2-0
Playing on Thursday	3-0
Playing on Friday	2-1
Playing during the afternoon	2-1
Playing during the evening	8-3
Games decided by three points or less	2-1
Games decided by four to 10 points	2-2
Games decided by 11-20 points	3-0
Games decided by more than 20 points	3-1

SCORING MARGINS

Points: Margin of victory

1	2	3	4	5	6	7	8	9	10+
1	-	1	-	-	-	1	-	1	6

Points: Margin of defeat

1	2	3	4	5	6	7	8	9	10+
-	1	-	-	-	1	-	-	1	1

2018-19 FIU STARTING LINEUPS

Forward	Forward/Guard	Guard	Guard	Center	W-L
Andrews	Jacob	Burwell	Beard, Jr.	Dieng	4-1
Andrews	Nunez, Jr.	Burwell	Beard, Jr.	Dieng	1-0
Nunez, Jr.	Jacob	Burwell	Beard, Jr.	Dieng	1-0
Andrews	Jacob	Nunez, Jr.	Beard, Jr.	Dieng	4-3

A LOOK AT CONFERENCE USA

CONFERENCE USA STANDINGS (THROUGH JAN. 3)

	C-USA	Pct.	Over.	Pct.
North Texas	2-0	1.000	14-1	.933
FIU	1-0	1.000	10-4	.714
UAB	1-0	1.000	9-5	.643
WKU	1-0	1.000	8-6	.571
Marshall	1-0	1.000	8-6	.571
UTSA	1-0	1.000	7-7	.500
Louisiana Tech	1-1	.500	11-4	.733
Rice	1-1	.500	6-9	.400
Old Dominion	0-1	.000	10-4	.714
Florida Atlantic	0-1	.000	9-5	.643
UTEP	0-1	.000	5-7	.417
Charlotte	0-1	.000	3-9	.250
Middle Tennessee	0-1	.000	3-11	.214
Southern Miss	0-2	.000	8-6	.571

PRESEASON POLL

1. WKU (8)	8. UAB
2. Marshall (5)	9. Middle Tennessee
3. Old Dominion	10. FIU
4. North Texas	11. UTEP
5. UTSA	12. Florida Atlantic
6. Louisiana Tech	13. Charlotte
7. Southern Miss	14. Rice

CONFERENCE USA SCHEDULE

January 5

Marshall at Charlotte
 FIU at UAB
 Florida Atlantic at Middle Tennessee
 Louisiana Tech at Rice
 Southern Miss at North Texas
 WKU at Old Dominion
 UTSA at UTEP

January 10

Charlotte at FIU
 Old Dominion at Florida Atlantic
 UAB at Louisiana Tech
 North Texas at UTEP
 Rice at UTSA
 Middle Tennessee at Southern Miss

January 12

Charlotte at Florida Atlantic
 Old Dominion at FIU
 Middle Tennessee at Louisiana Tech
 WKU at Marshall
 North Texas at UTSA
 Rice at UTEP
 UAB at Southern Miss

All times are Eastern



OFF TO A FAST START

■ FIU's 10-4 start is tied for the best 14-game start in program history, joining the 1984-85 squad that also started the season 10-4.

DROPPIN' SOME' C-NOTES

■ FIU's 117 points against Johnson & Wales marked the second-straight game that the Panthers reached the century mark ... The Panthers scored 110 points in the season-opening 110-84 win over Webber International on Nov. 7 ... Prior to this season, the last time that an FIU team hit the 100-point mark in regulation was on Feb. 26, 1998, pouring in 101 points against Centenary in a 101-74 win in the TAAC Tournament ... That was the second of two-straight games where the Panthers scored 100-or-more points ... FIU also did it five days before in a 117-79 win over Troy on Feb. 21, 1998.

■ FIU logged its third 100-plus-point game when it scored 102 points in a 102-93 win over Youngstown State on Nov. 18, and also accomplished the feat in its next outing, against Ave Maria on Nov. 23, in a 104-84 win in the Johnny Bach Classic at Fordham.

■ The Panthers hit the 100-point plateau on Dec. 13, with a 102-89 win against North Florida, and most recently poured in 108 points in a 108-67 win over Florida Memorial on Dec. 20.

■ The Panthers' six 100-point games are tied for the second most in a season in school history, joining the 1982-83 team ... The most 100-point outings in a season for FIU came during the 1997-98 campaign with seven.

A SEASON'S WORTH IN 20 MINUTES

■ During the 2017-18 season, FIU averaged 70.7 points-per-game, and scored 70-or-more points in 14 of their 32 games ... On Nov. 10, against Johnson & Wales, FIU hit that scoring average from a year ago, however it did it in the first half, leading at the break, 70-27.

■ FIU's first half total was three shy of equaling the school record for points in a half, set against Miami Christian on Dec. 16, 1982, when the Panthers scored 73 points in a 137-54 win ... That game against Miami Christian is the game that FIU still holds records for points in a game and margin of victory (+83).

WREAKING HAVOC

■ FIU has certainly caused issues for its opponents, defensively, in its 14 games this season, issues that have also led to production on the offensive end.

■ The Panthers have forced its foes into 316 turnovers on the year, for an average of 22.6 per-outing, and have forced their opponents into 20-or-more turnovers in nine of the 14 games, and better than 30 twice ... In comparison, prior to this season and dating back

to the 2012-13 season, FIU had forced its opposition into 20-or-more turnovers in just six games, with the most during that stretch being two, during 2017-18.

■ This season, FIU has benefited from its defense, getting 325 of its 1,296 total points off the opponents' 316 turnovers, or 25.1 percent of its scoring.

FIU's Points Off Turnovers During 2018-19

Opponent	Oppt. TO	FIU POT
Webber International	26	32
Johnson & Wales	29	34
Milwaukee	22	17
Fordham	11	19
Columbia	14	21
Youngstown State	23	19
Ave Maria	32	43
FGCU	19	20
Arkansas	14	23
North Florida	18	23
USF	33	29
Florida Memorial	25	36
Ohio	23	24
Middle Tennessee	21	21

NEW LOOK PANTHERS

■ FIU has eight players returning from last year, including two of the more exciting players in Conference USA - Brian Beard, Jr. and Trejon Jacob - however it also welcomes six new additions to the hardwood, and four new faces calling the shots on the sidelines.

■ The Panthers added three freshman in Phillip Smith, Antonio Daye, Jr., and James Ametepe (walk on), in addition to junior college transfers Devon Andrews and Marcus Burwell ... FIU also welcomed Cameron Corcoran, a transfer from Little Rock, who will sit out the 2018-19 season due to NCAA transfer rules.

■ Jeremy Ballard, the sixth member of the Shaka Smart coaching tree (at the time of his hiring), will walk the sidelines as a head coach for the first time in his career during the 2018-19 campaign ... He has assembled a veteran staff of assistants - Associate Head Coach David Cason (came from FGCU), assistant coaches Jesse Bopp (came from IMG Academy) and Joey Rodriguez (came from VCU) - that also join him in their first seasons at FIU.

Shaka Smart Coaching Tree

Jeremy Ballard _____ FIU
 Jamion Christian _____ Mount St. Mary's, Siena
 Mike Jones _____ Radford
 Mike Morrell _____ UNC Asheville
 Mike Rhoades _____ Rice, VCU
 Will Wade _____ Chattanooga, VCU, LSU

■ A catalyst of VCU's historic 2011 Final Four squad, and one of the most beloved Rams in program history, Joey Rodriguez comes to FIU after serving one season as director of player development at VCU where he worked with Ballard, and former Rice Head Coach Mike Rhoades ... Rodriguez starred for VCU as a point guard from 2007-11 ... Rodriguez was one of the driving forces behind VCU's 2011 march from the NCAA First Four to the Final Four ... He averaged 10.4 points, 5.2 assists and 3.2 rebounds that season, including 9.0 points and 7.7 assists in the Rams' five NCAA Tournament wins, before losing to Butler, 70-62, in the National Semifinals.

BRIAN BEARD, JR. NOTES

■ Had a banner season during his first year with the Panthers, being named Third Team All-Conference USA and was also selected to the C-USA All-Defensive Team ... Averaged a team-high 16.4 points-per-game for FIU, which was good enough for ninth in Conference USA, and a team-best 2.9 steals-per-outing, which was first in C-USA and fifth in the nation ... He also led the team, and was fifth in C-USA, in assists logging 5.7 per-game.

■ Beard, Jr. set the school single-season records for steals (90) and assists (178) last year ... In addition, his 508 points scored, during 2017-18, was the eighth most scored in a single season at FIU, and the third most scored by a junior ... Netted double figures in 28-of-31 games played, and 20-or-more points nine times.

Single Season Assists Leaders

1. Brian Beard, Jr. (2017-18)	178
2. Carlos Arroyo (1997-98)	135
3. Benny Valdes (1991-92)	123
4. Ronnie Bryant (1987-88)	119
5. Carlos Arroyo (2000-01)	117

Single Season Steals Leaders

1. Brian Beard, Jr. (2017-18)	90
2. Carlos Morban (2001-02)	87
3. Jeremy Allen (2011-12)	77
4. Deric Hill (2012-13)	75
5. Bobby Lester (1983-84)	67

■ Beard, Jr. currently leads the team in scoring (20.6 ppg), assists (6.6 apg), and steals-per-game (3.4 spg) ... In addition, he is tops in Conference USA in scoring and steals, and is second in scoring (through Jan. 3).

■ Beard, Jr. has scored double figures in 41 of his 45 games at FIU, including a career-high 36 points against Youngstown State on Nov. 18 ... He also poured in 30 points in the season finale against Southern Miss on March 7, in the Conference USA Tournament first round ... He has netted 20-or-more points in 17 games - and in seven of his last 11 - and 25-or-better in six.

■ Beard, Jr. has handed out five-or-more assists in 33 games with the Panthers, and seven-or-better 21 times, including in the last nine out of 15 games dating back to last year ... He dropped a career-high 10 dimes against Louisiana Tech on Feb. 3, 2017, and equaled that against Columbia on Nov. 17 ... Beard, Jr. has dished out 92 assists in 14 games this year.

■ Beard, Jr. has also recorded nine games with five-plus steals, equaling his career-high of six, four-times, at USF on Dec. 11, 2017, Hartford on Dec. 22, 2017, Florida Atlantic on Dec. 30, 2017, and at Fordham on Nov. 16, 2018.

■ In netting his career-high of 36 points against Youngstown State on Nov. 18, Beard, Jr. shot 69.2 percent (9-for-13) from the field and was 16-for-20 (80.0 percent) from the free-throw line in the win ... In addition, he dished out seven assists against the Penguins.

■ Beard, Jr. turned in an impressive outing in a loss at Arkansas on Dec. 1, recording 21 points, sharing team-high rebounding honors with eight, dishing out six assists and logging five steals against the Razorbacks.

■ The California native had solid performance against North Florida on Dec. 13, pouring in a game-high 29 points to go along with a team-high eight rebounds, six assists and four steals ... Beard, Jr. was 9-for-19 (47.4 percent) from the field and 10-of-12 (83.3 percent) from the charity stripe.

■ Beard, Jr. got the Conference USA season off to a rousing start, pouring in a game-high 28 points against Middle Tennessee on Jan. 3 ... In addition to his scoring total, he also handed out seven dimes against the Blue Raiders.

■ Beard, Jr. has made considerable improvements on his shooting from the free-throw line since the start of the season ... In his first five game, he was shooting just 61.2 percent (30-for-49) from the line, with his best percentage being 75.0 percent (3-for-4) against Johnson & Wales on Nov. 9 ... However, in his last nine outings, Beard, Jr. is shooting at an 81.5 percent (53-for-65) clip, having hit below 80.0 percent just twice, coming at Florida Gulf Coast (33.3 percent, 1-for-3) and at Middle Tennessee (74.1 percent, 5-for-7).

STAT GEEK STATS

FIU SPLITS: HOME, ROAD & NEUTRAL

Category	Home	Road	Neutral
Record	6-1	2-3	2-0
Field Goal%	48.2	42.5	51.5
3-Pt. Field Goal%	33.2	24.7	33.3
Free Throw%	65.1	62.1	64.3
Oppt. Field Goal%	41.6	49.0	46.4
Oppt. 3-Pt. Field Goal%	30.6	33.3	33.9
Oppt. Free Throw%	64.3	68.1	61.5
Rebounding Avg.	41.6	32.4	36.5
Rebounding Margin	-2.0	-14.2	-5.5
Assists/Gm.	18.9	14.0	16.0
Turnovers/Gm.	15.7	13.4	14.0
Blocks/Gm.	5.6	2.8	2.5
Steals/Gm.	14.6	10.6	9.5
Points/Gm.	100.0	79.2	100.0
Points Allowed/Gm.	76.6	85.6	90.0

FIU'S LARGEST IN 2018-19

Lead	70 vs. Johnson & Wales (117-47)
Deficit	35 at FGCU (121-86)
Margin of victory	70 vs. Johnson & Wales (117-47)
Margin of defeat	32 at Arkansas (121-89)
Halftime lead	43 vs. Johnson & Wales (70-27)
Halftime deficit	23 at Arkansas (58-35)
Deficit in win	15 at FGCU (39-24)
Halftime deficit in win	7 at FGCU (41-34)
Lead in loss	6 vs. Fordham (18-12)
Halftime lead in loss	-

MISCELLANEOUS FIU STATISTICS

Double Figure Scorers

Brian Beard, Jr.	13
Devon Andrews	11
Willy Nunez, Jr.	9
Trejon Jacob	8
Osasumwen Osaghae	6
Isaiah Banks	5
Antonio Daye, Jr.	5
Marcus Burwell	4

Double-Doubles

Osasumwen Osaghae	2
Brian Beard, Jr.	1
Devon Andrews	1

Games Leading (Sharing) Scoring Honors

Brian Beard, Jr.	9
Devon Andrews	2
Trejon Jacob	1 (1)
Willy Nunez, Jr.	1
Osasumwen Osaghae	(1)

Games Leading (Sharing) Rebounding Honors

Osasumwen Osaghae	5 (1)
Devon Andrews	3
Brian Beard, Jr.	2 (1)
Antonio Daye, Jr.	1
Marcus Burwell	1
Trejon Jacob	(2)

BEARD, JR. CLIMBING THE CHARTS; MOVES INTO SECOND ALL-TIME IN CAREER ASSISTS

■ In just 45 career games on the floor for FIU, Brian Beard, Jr. has made his mark in the Panthers' record books ... Beard, Jr. is currently second all-time in school history in career assists (270), surpassing Dwight Stewart (264, 1989-93) against Middle Tennessee on Jan. 3 ... He sits second only to Carlos Arroyo (1997-2001) who finished his career with 459 assists, however those came over four years.

■ In addition, Beard, Jr. is sixth all-time in career steals (138), two shy of tying Gene Derkack (140, 1995-99) for fifth all-time on FIU's career steals list.

FIU All-Time Assists Leaders

1. Carlos Arroyo (1997-01)	459
2. Brian Beard, Jr. (2017-present)	270
3. Dwight Stewart (1988-93)	264
4. Patrick McDonald (1982-86)	256
5. Carlos Morban (2001-04)	227

FIU All-Time Steals Leaders

1. Carlos Morban (2001-03)	204
2. Carlos Arroyo (1997-01)	177
3. Dwight Stewart (1988-91)	172
4. Patrick McDonald (1982-86)	147
5. Gene Derkack (1995-99)	140
6. Brian Beard, Jr. (2017-present)	138

BEARD, JR. AMONG THE NATIONS LEADERS

■ Through games of Jan. 3, Brian Beard, Jr. leads the NCAA Division I in steals-per-game (3.4) and total steals (48), 15th in assists-per-game (6.6) and 32nd in scoring (20.6) ... **More of Beard, Jr.'s national rankings on page 11.**

BEARD, JR. TABBED C-USA POW

■ Brian Beard, Jr. was named the Conference USA Player of the Week for the week ending, Nov. 18 ... It is the second such honor for Beard, Jr.

■ Beard, Jr. recorded a career week, helping FIU to a 3-1 record, including a 2-1 ledger at the Johnny Bach Classic at Fordham University in the Bronx, New York ... He averaged an impressive 25.8 points-per-game in the four games, to go along with 7.8 assists, 4.0 rebounds and 3.5 steals-per-outing for the Panthers, and also shot 48.3 percent (29-for-60) from the field ... During the Johnny Bach Classic, Beard, Jr. averaged 28.0 points, 8.0 assists and 4.0 steals-per-game.

DEVON ANDREWS NOTES

■ Devon Andrews had quite a debut in the season-opener against Webber International ... Andrews poured in a game-high 23 points on 9-of-13 (69.2 percent) shooting from the field, including going 2-for-2 from three-point range, and 3-for-5 from the free-throw line (60.0 percent) ... Andrews also had five rebounds, four assists, a blocked shot and a steal, in only.

■ Andrews followed up his debut performance with a 20-point effort against Johnson & Wales on Nov. 9 ... Andrews had a near-perfect night, shooting 8-for-8 from the field, 2-for-2 from behind the three-point arc, and 2-for-4 from the free-throw line, in just 15 minutes.

■ The Ohio native recorded his first career double-double on Nov. 17, against Columbia when he posted a 17-point, 11-rebound effort.

■ Andrews netted 15 points against FGCU on Nov. 28, along with a team-high eight rebounds, a career-high four steals and a career-high tying four assists.

■ Andrews tallied 19 points against Florida Memorial, on Dec. 20, on 7-for-10 (70.0 percent) shooting from the field, 66.7 percent (2-for-3) from behind the arc and 3-for-4 (75.0 percent) from the line, to go along with six rebounds and a career-high tying four steals.

■ Through 13 games played this season, Andrews is shooting 58.1 percent (75-for-129) from the field ... Andrews has shot under 50.0 percent just four times this season for the Panthers, however those have been in four of the last six games.

TREJON JACOB NOTES

■ Had an impressive first season for FIU ... Started in 29 of the 31 games he played in ... Was second on the team in scoring, averaging 14.5 points-per-game, and second in rebounding, grabbing 5.0 boards-per-outing.

■ Jacob has netted double figures in 33 of the 45 games he played in, and 20-plus points nine times, including a men's Ocean Bank Convocation Center record 38 points against Florida Gulf Coast on Dec. 19, 2017 ... He had a season-high 21 points against Ave Maria on Nov. 23, and a 20-point effort at Arkansas on Dec. 1.

FIU INKS PALM BEACH COUNTY PRODUCT DANTE WILCOX DURING SIGNING PERIOD

FIU Men's Basketball Head Coach Jeremy Ballard announced on Nov. 20, the signing of 6-foot-6, 220-pound guard/forward Dante Wilcox (West Palm Beach, Florida/Oxbridge Academy) to a National Letter of Intent.

"We are thrilled to announce the addition of Dante Wilcox to our FIU Family," said Ballard. "He is first and foremost an extremely high character young man who fits in seamlessly with the culture of our program and university. As a player Dante embodies the core values of what our program is all about: toughness, versatility, competitiveness, and skill level. Dante has the ability to both play and defend multiple positions which is a perfect fit for our position-less system. He possesses an ever-increasing skill level with an appetite for aggressive, physical play that has direct carry over to our style of play. We are also truly excited to add another Florida native who has been so well coached on the high school and AAU levels who comes from an incredibly supportive family. We are really looking forward to what Dante will bring to Panther Nation."

A four-year starter at Oxbridge Academy in Palm Beach County, and a two-year captain, Wilcox was recently named to the Palm Beach Post Preseason Boys Basketball Fab Five.

As a junior, Wilcox helped lead Oxbridge to its third-straight regional finals berth, averaging a team-best 14.1 points-per-game on 59 percent (107-for-182) shooting from the field. In addition, He also recorded 9.8 rebounds, 1.6 assists, 1.4 steals and 1.3 blocked shots-per-game. For his efforts, he was named First Team All-County by the Palm Beach Post.

Wilcox was just as impressive as a sophomore, during the 2016-17 season, averaging 13.6 points-per-game, on 63 percent (144-for-227) shooting from the floor, and grabbing 9.7 rebounds-per-outing. He also averaged 2.0 blocks, 1.9 assists and 1.8 steals-per-game.



■ Jacob is coming off an impressive 20-point performance in the Conference USA opener at Middle Tennessee on Jan. 3 ... Jacob netted 20 points on 6-for-9 (66.7 percent) from the field - all coming from behind the three-point arc - and a perfect 2-for-2 from the charity stripe ... He also shared team-high rebounding honors, grabbing seven to go along with two steals.

■ Jacob has been a presence on the boards, grabbing six-or-more rebounds, 13 times while with FIU.

ANTONIO DAYE, JR. NOTES

■ Antonio Daye, Jr. is averaging 7.3 points-per-game and 2.9 rebounds-per-outing, for FIU off the bench ... He is also third on the team in assists dishing out 2.4 per-game.

■ Recorded a career-high 16 points, against Ave Maria on Nov. 23, on 4-for-8 shooting (50.0 percent) from the field and 8-for-11 (72.7 percent) from the free-throw line.

■ Had a 15-point, three-rebound, two-assist effort on Dec. 1, at Arkansas ... Daye, Jr. shot 50.0 percent (5-for-10) from the field and 5-for-10 (50.0 percent) from the line.

■ Posted his fifth-career double-figure scoring performance of his short FIU career, with 11 points at Middle Tennessee on Jan. 3 ... Daye, Jr. was 5-for-7 (71.4 percent) from the field and a perfect 1-for-1 from the line ... Also had three assists, two rebounds and two steals against the Blue Raiders.

■ Daye, Jr. only netted four points to go along with three assists and a rebound against Ohio on Dec. 30, however, recorded a career-high five steals against the Bobcats.

ISAIAH BANKS NOTES

■ Scored a season-high 14 points against Webber International, on Nov. 7, on 7-of-11 shooting from the field (63.6 percent), to go along with five rebounds ... He followed that up with a 12-point, three-rebound, three-steal performance against Johnson & Wales on Nov. 9 ... Shot 66.7 percent (4-for-6) from the field, including 50.0 percent (2-for-4) from three-point range.

■ Banks also posted a 13-point performance against Columbia on Nov. 17, on 6-of-9 (66.7 percent) shooting from the field, and most recently an 11-point, six-rebound performance at Arkansas on Dec. 1, and a 10-point performance against North Florida on Dec. 13.

■ An athletic backcourt player, Banks may be best known for his backboard-shattering dunk that made him an Internet sensation in January 2017 ... The play was ESPN Sportscenter's No. 1 Play of the Day on January 11, in addition to the No. 2 Dunk of the Year - second only to Spartanburg (S.C.) Day School, and current Duke phenomenon, Zion Williamson - and the No. 9 Play of the Year by MaxPreps ... Following his senior campaign, Banks was a first team all-state selection by the Georgia Coaches Association ... He was also named the Georgia-Alabama All-Star Game Slam Dunk Champion.

WILLY NUNEZ, JR. NOTES

■ Is hoping to have an injury-free 2018-19 season after playing in only six games last season ... Logged 26.7 minutes-per-outing for the Panthers, averaging 12.7 points-per-game ... Scored in double figures in four of his six games for FIU, including a career-high 19 points against Florida National on Nov. 29, 2017 ... Also has 18 points against James Madison on Dec. 16, 2017.

■ Has scored double figures in 13 of his 20 games - and in six of his last eight (12.0 ppg during that stretch) - played for FIU, dating back to last season, with seven of those games being 15-or-more points.

■ Poured in a career-high 22 points on Dec. 20, against Florida Memorial ... Was 7-for-14 (50.0 percent) from the field, including 46.2 percent (6-for-13), and a perfect 2-for-2 from the free throw line.

■ Tied his previous career-high with 19 points against Johnson & Wales on Nov. 9 ... Had an impressive shooting performance, hitting for 60.0 percent of his shots from the floor (6-for-10), including 55.6 percent (5-for-9) from behind the three-point arc, and 2-for-2 from the free-throw line.

MARCUS BURWELL NOTES

■ Marcus Burwell is averaging 6.8 points-per-game ... He is also second in assists, dishing out 2.7 per-outing.

ALL-TIME FIU 100-POINT GAMES (100 POINTS SCORED BY FIU)

1982-83 (6)

Dec. 16	W	137-54 vs. Miami Christian
Dec. 28	W	105-91 vs. Missouri Baptist
Jan. 12	W	110-79 vs. Webber International
Jan. 15	L	114-107 (OT) vs. Florida Memorial
Feb. 5	W	127-85 vs. Palm Beach Atlantic
Feb. 8	W	106-77 vs. Florida Tech

1983-84 (1)

Jan. 25	W	105-74 vs. Palm Beach Atlantic
---------	---	--------------------------------

1985-86 (1)

Nov. 27	W	100-81 vs. Concordia (N.Y.)
---------	---	-----------------------------

1987-88 (1)

Nov. 30	W	113-103 vs. U.S. International
---------	---	--------------------------------

1988-89 (3)

Jan. 3	W	109-90 vs. Maryland Eastern Shore
Feb. 7	W	105-103 (2OT) vs. UCF
Feb. 11	W	107-89 vs. Northern Illinois

1989-90 (1)

Feb. 22	L	137-113 vs. U.S. International
---------	---	--------------------------------

1990-91 (1)

Jan. 14	W	106-94 vs. U.S. International
---------	---	-------------------------------

1995-96 (1)

Nov. 25	W	123-81 vs. Palm Beach Atlantic
---------	---	--------------------------------

1997-98 (7)

Dec. 6	W	101-90 vs. Akron
Jan. 3	W	106-88 vs. Jacksonville State
Jan. 17	W	103-80 vs. Campbell
Jan. 24	W	116-84 vs. Florida Atlantic
Jan. 31	W	101-80 vs. Stetson
Feb. 21	W	117-79 vs. Troy
Feb. 26	W	101-74 vs. Centenary (TAAC)

2004-05 (1)

Jan. 30	W	118-114 (5OT) vs. UALR
---------	---	------------------------

2018-19 (6)

Nov. 7	W	110-84 vs. Webber International
Nov. 9	W	117-47 vs. Johnson & Wales
Nov. 18	W	102-93 vs. Youngstown State
Nov. 23	W	104-82 vs. Ave Maria
Dec. 13	W	102-89 vs. North Florida
Dec. 20	W	108-87 vs. Florida Memorial

2018-19 FIU HONORS

BRIAN BEARD, JR.

■ Conference USA Player of the Week (Nov. 19)

■ Scored 10 points and handed out six assists against Johnson & Wales on Nov. 9, then followed that up with a then career-high 12-point effort on 4-of-8 (50.0 percent) shooting from the field.

■ Burwell recorded a new career-best, 14 points, against Fordham on Nov. 16, and had a career-high rebounds against Ave Maria on Nov. 23.

OSASUMWEN OSAGHAE NOTES

■ A walk-on who earned a scholarship during the summer of 2018.

■ Is averaging 8.8 points-per-game and leads the team in rebounding, grabbing 8.1 boards-per-game ... His rebounds-per-game average is also fourth in Conference USA, through Jan. 3.

■ Osaghae is currently 11th in the nation in offensive rebounds-per-game, grabbing 3.7 per-outing, and is 27th in the nation in blocks, rejecting 2.4 per-contest.

■ He recorded his first career double-double with a career-high tying 10 points and a career-best 12 rebounds against Johnson & Wales on Nov. 9 ... Was 4-for-6 (66.7 percent) against the Wildcats.

■ Followed up his first career-double-double with his second-straight - in what was the best overall game of his FIU career, against Milwaukee on Nov. 13 ... Scored 10 points and grabbed a career-high 15 rebounds, to go along with four blocked shots ... He took over in the final 10 minutes scoring nine of his 10 points, grabbing six rebounds - including four offensive - and blocking two Milwaukee shots ... None of those points down the stretch were bigger than the three-point play that he converted with 11 seconds left in the game with the score tied at 83-all, and putting FIU up three, for good.

■ Scored a then career-high 14 points on perfect shooting against Youngstown State on Nov. 18 ... Was 6-of-6 from the field and 2-for-2 from the free-throw line.

■ Had an 18-point, seven-rebound, four block and one assist game against North Florida on Dec. 13 ... Osaghae shot 72.7 percent (8-for-11) from the field in the win and was a perfect 2-for-2 from the free-throw line.

■ Had a 13-rebound performance at Ohio on Dec. 30, including six on the offensive glass, the second most of his collegiate career.

FIU PICKED 10TH IN C-USA PRESEASON POLL

■ The FIU Panthers were picked to finish 10th in the Conference USA preseason poll which was selected by the leagues 14 head coaches.

■ WKU picked up 8-of-14 first place votes claiming the top spot ... Defending Conference USA Tournament champion Marshall, who received five first place votes was picked second, while Old Dominion, North Texas, and UTSA were slated third through fifth, respectively ... Louisiana Tech, Southern Miss, UAB, Middle Tennessee and the Panthers round out the top 10 ... The rest of the C-USA coaches poll is as follows: 11. UTEP, 12. Florida Atlantic, 13. Charlotte, and 14. Rice.

JOHNNY BACH CLASSIC

■ FIU's first road trip of the season was a success as the Panthers posted a 2-1 record at the Johnny Bach Classic at Fordham University in the Bronx, New York ... FIU recorded wins over Columbia (98-87) on Nov. 17, and Youngstown State (102-93) on Nov. 18 ... The Panthers dropped the opener to the host Rams, 83-77, on Nov. 16 ... FIU averaged 92.3 points-per-game in the three-day event.

■ Brian Beard, Jr. averaged 28.0 points-per-game, 8.0 assists, 5.0 rebounds and 4.0 steals-per-outing, while shooting 52.3 percent (23-for-44) from the field and 70.0 percent (35-for-50) from the charity stripe ... He logged 20-or-more points in all three contests, including a career-high 36 points against Youngstown State on 69.2 percent (9-of-13) shooting from the field and 16-for-20 (80.0 percent) from the charity stripe.

■ Devon Andrews also had a solid weekend in the Bronx, averaging 17.7 points and 7.0 rebounds-per-game in the three games ... He recorded his first career double-double with the Panthers, in their win over Columbia, with a 17-point and career-high 11-rebound performance.

GETTING SOCIAL WITH THE PANTHERS

■ Fans are encouraged to follow @FIUHoops on Twitter, and "Like" FIU men's basketball on Facebook (www.Facebook.com/FIUMensBBall) for the latest Panther basketball news ... Follow all of FIU's 18 athletic teams on Twitter (@FIUAthletics), Facebook (Facebook.com/FIUSports), YouTube (FIUPanthers), and Instagram (FIUathletics).

BRIAN BEARD, JR. BY THE NUMBERS

Brian Beard, Jr. has made a tremendous impact on the Panthers' program in a short period of time, and is on pace to be one of the schools all-time leaders in career points, assists and steals. Below is where the senior point guard ranks in the career record book and a list of some of his top performances.

FIU ALL-TIME ASSIST LEADERS

1. Carlos Arroyo (1997-01)	459
2. Brian Beard, Jr. (2017-present)	270
3. Dwight Stewart (1988-93)	264
4. Patrick McDonald (1982-86)	256
5. Carlos Morban (2001-04)	227

FIU ALL-TIME STEALS LEADERS

1. Carlos Morban (2001-03)	204
2. Carlos Arroyo (1997-01)	177
3. Dwight Stewart (1988-91)	172
4. Patrick McDonald (1982-86)	147
5. Gene Derkack (1995-99)	140
6. Brian Beard, Jr. (2017-present)	138
7. Mark Hollin (1981-85)	125
8. Marcus Carreño (1996-99)	122
9. Tymell Murphy (2012-14)	115
10. Bobby Lester (1983-85)	114
Jeremy Allen (2010-12)	114

CAREER 20-PLUS POINT GAMES (in order by date; career-high in bold)

Dec. 11, 2017 at USF	28
Dec. 19, 2017 vs. Florida Gulf Coast	24
Jan. 11, 2018 at UTSA	20
Jan. 25, 2018 at Rice	22
Jan. 27, 2018 at North Texas	22
Feb. 1, 2018 vs. Southern Miss	23
Feb. 20, 2018 at Florida Atlantic	20
March 3, 2018 at Old Dominion	23
March 7, 2018 vs. Southern Miss (C-USA Tournament)	30
Nov. 11, 2018 vs. Webber International	20
Nov. 16, 2018 at Fordham	22
Nov. 17, 2018 vs. Columbia	26
Nov. 18, 2018 vs. Youngstown State	36
Nov. 28, 2018 at Florida Gulf Coast	21
Dec. 1, 2018 at Arkansas	21
Dec. 13, 2018 vs. North Florida	29
Jan. 3, 2019 at Middle Tennessee	28

CAREER SEVEN-PLUS ASSIST GAMES (in order by date; career-high in bold)

Nov. 10, 2017 vs. Florida Memorial	7
Dec. 16, 2017 vs. James Madison	7
Dec. 19, 2017 vs. Florida Gulf Coast	7
Dec. 30, 2017 vs. Florida Atlantic	8
Jan. 6, 2018 vs. UAB	9
Jan. 11, 2018 at UTSA	8
Jan. 18, 2018 vs. Old Dominion	7
Jan. 20, 2018 vs. Charlotte	8
Feb. 3, 2018 vs. Louisiana Tech	10
Feb. 10, 2018 at WKU	7
Feb. 22, 2018 vs. North Texas	8
Feb. 24, 2018 vs. Rice	7
March 7, 2018 vs. Southern Miss (C-USA Tournament)	7
Nov. 7, 2018 vs. Webber International	9
Nov. 9, 2018 vs. Johnson & Wales	7
Nov. 13, 2018 vs. Milwaukee	7
Nov. 16, 2018 at Fordham	7
Nov. 17, 2018 vs. Columbia	10
Nov. 18, vs. Youngstown State	7
Jan. 3, 2019 at Middle Tennessee	7

CAREER FIVE-PLUS STEAL GAMES (in order by date; career-high in bold)

Dec. 2, 2017 vs. South Alabama	5
Dec. 11, 2017 at USF	6
Dec. 19, 2017 vs. Florida Gulf Coast	5
Dec. 22, 2017 vs. Hartford	6
Dec. 30, 2017 vs. Florida Atlantic	6
Feb. 3, 2018 vs. Louisiana Tech	5
Nov. 16, 2018 at Fordham	6
Dec. 1, 2018 at Arkansas	5
Dec. 30, 2018 at Ohio	5

BRIAN BEARD, JR. AMONG NCAA DIVISION I LEADERS (TOP 50) ...

1ST IN STEALS-PER-GAME (3.4)

1ST IN TOTAL STEALS (48)

8TH IN FT ATTEMPTS (114)

12TH IN TOTAL ASSISTS (92)

15TH IN FT MADE (83)

15TH IN ASSISTS-PER-GAME (6.6)

32ND IN POINTS-PER-GAME (20.6)

34TH IN TOTAL POINTS (288)

(THROUGH GAMES OF JAN. 3)



FIU CAREER HIGHS

0 - PHILLIP SMITH

Points	0
Rebounds	0
Assists	1 vs. Florida Memorial (12/20/18)
Steals	0
Blocked Shots	0
Minutes	4 vs. Florida Memorial (12/20/18)
Field Goals Made	0
Field Goal Attempts	1 vs. Florida Memorial (12/20/18)
Three-Point Field Goals Made	0
Three-Point Field Goals Attempted	1 vs. Florida Memorial (12/20/18)
Free Throws Made	0
Free Throw Attempts	1 vs. Florida Memorial (12/20/18)

1 - ISAIAH BANKS

Points:	17 vs. Elon (11/17/17)
Rebounds	6 at Arkansas (12/1/18)
Assists	3 vs. North Florida (12/13/18)
Steals	3, 3X last vs. Columbia (11/17/18)
Blocked Shots	1, 4X last at Arkansas (12/1/18)
Minutes	23, 3X last at Arkansas (12/1/18)
Field Goals Made	7 vs. Webber International (11/7/18)
Field Goal Attempts	11 vs. Webber International (11/7/18)
Three-Point Field Goals Made	4 vs. Elon (11/17/17)
Three-Point Field Goals Attempted	6 vs. Elon (11/17/17)
Free Throws Made	3, 2X last at Arkansas (12/1/18)
Free Throw Attempts	3, 2X last vs. Johnson & Wales (11/9/18)

2 - CORDELL VEIRA

Points	9 vs. Concordia-St. Paul (11/19/17)
Rebounds	4, 3X last vs. Johnson & Wales (11/9/18)
Assists	4 vs. Concordia-St. Paul (11/19/17)
Steals	2 vs. Florida Memorial (11/10/17)
Blocked Shots	2 at Florida Gulf Coast (11/28/18)
Minutes	39 vs. Concordia-St. Paul (11/19/17)
Field Goals Made	3 vs. Concordia-St. Paul (11/19/17)
Field Goal Attempts	8 vs. Concordia-St. Paul (11/19/17)
Three-Point Field Goals Made	3 vs. Concordia-St. Paul (11/19/17)
Three-Point Field Goals Attempted	4 vs. Concordia-St. Paul (11/19/17)
Free Throws Made	3 vs. Florida Memorial (12/20/18)
Free Throw Attempts	4, 2X last vs. Florida Memorial (12/20/18)

3 - TREJON JACOB

Points	38 vs. Florida Gulf Coast (12/19/17)
Rebounds:	9 vs. Stetson (11/12/17)
Assists	4 vs. Rice (2/24/18)
Steals	4, 2X last at Ohio (12/30/18)
Blocked Shots	2 at Milwaukee (11/18/17)
Minutes	42 vs. Middle Tennessee (1/4/18)
Field Goals Made	13 vs. Florida Gulf Coast (12/19/17)
Field Goal Attempts	21 at Rice (1/25/18)
Three-Point Field Goals Made	7 vs. Florida Gulf Coast (12/19/17)
Three-Point Field Goals Attempted	13, vs. UAB (1/6/18)
Free Throws Made	7, 2X last at Florida Atlantic (2/17/18)
Free Throw Attempts	11 vs. Florida Gulf Coast (12/19/17)

4 - BRIAN BEARD, JR.

Points	36 vs. Youngstown State (1/18/18)
Rebounds	8, 3X last vs. North Florida (12/13/18)
Assists	10, 2X last vs. Columbia (11/18/18)
Steals	6, 6X last vs. Fordham (11/16/18)
Blocked Shots	1 vs. Florida Memorial (12/20/18)
Minutes	47 vs. Elon (11/17/17)
Field Goals Made	10, 2X last vs. Southern Miss (3/7/18)
Field Goal Attempts	23 at Middle Tennessee (1/3/19)
Three-Point Field Goals Made	5 at Middle Tennessee (1/3/19)
Three-Point Field Goals Attempted	13 at Middle Tennessee (1/3/19)
Free Throws Made	16 vs. Youngstwn State (11/18/18)
Free Throw Attempts	20 vs. Youngstwn State (11/18/18)

5 - ANTONIO DAYE, JR.

Points	16 vs. Ave Maria (11/23/18)
Rebounds	8 vs. Webber International (11/7/18)
Assists	4 vs. Johnson & Wales (11/9/18)
Steals	5 at Ohio (12/30/18)
Blocked Shots	0
Minutes	29 at Middle Tennessee (1/3/19)
Field Goals Made	6 vs. Webber International (11/7/18)
Field Goal Attempts	11 vs. Webber International (11/7/18)
Three-Point Field Goals Made	1 at Florida Gulf Coast (11/28/18)
Three-Point Field Goals Attempted	2, 2X vs. Florida Memorial (12/20/18)
Free Throws Made	8 vs. Ave Maria (11/23/18)
Free Throw Attempts	11 vs. Ave Maria (11/23/18)

10 - DEVON ANDREWS

Points	23 vs. Webber International (11/7/18)
Rebounds	11 vs. Columbia (11/17/18)
Assists	4, 2X last at Florida Gulf Coast (11/28/18)
Steals	4, 3X last vs. Florida Memorial (12/20/18)
Blocked Shots	2 at Middle Tennessee (1/3/19)
Minutes	31 at Florida Gulf Coast (11/28/18)
Field Goals Made	9 vs. Webber International (11/7/18)
Field Goal Attempts	13 vs. Webber International (11/7/18)
Three-Point Field Goals Made	2, 4X last vs. Florida Memorial (12/20/18)
Three-Point Field Goals Attempted	7 at Ohio (12/30/18)
Free Throws Made	4, 2X last vs. Youngstown State (11/18/18)
Free Throw Attempts	8 vs. Youngstown State (11/18/18)

11 - MARCUS BURWELL

Points	14 vs. Fordham (11/16/18)
Rebounds	6 vs. Ave Maria (11/23/18)
Assists	6 vs. Johnson & Wales (11/9/18)
Steals	4 vs. USF (12/18/18)
Blocked Shots	1 vs. Florida Memorial (12/20/18)
Minutes	27 vs. Milwaukee (11/13/18)
Field Goals Made	5 vs. Fordham (11/16/18)
Field Goal Attempts	13 vs. Fordham (11/16/18)
Three-Point Field Goals Made	2, 2X vs. Florida Memorial (12/20/18)
Three-Point Field Goals Attempted	6, 2X last vs. Milwaukee (11/13/18)
Free Throws Made	3, 2X last vs. Fordham (11/16/18)
Free Throw Attempts	5 vs. Webber International (11/7/18)

FIU CAREER HIGHS

15 - JAMES AMETEPE

Points	8 vs. Ave Maria (11/23/18)
Rebounds	5 vs. Ave Maria (11/23/18)
Assists	0
Steals	1 vs. Ave Maria (11/23/18)
Blocked Shots	1 vs. Johnson & Wales (11/7/18)
Minutes	9, 2X last vs. Ave Maria (11/23/18)
Field Goals Made	3 vs. Ave Maria (11/23/18)
Field Goal Attempts	7 vs. Ave Maria (11/23/18)
Three-Point Field Goals Made	0
Three-Point Field Goals Attempted	0
Free Throws Made	2 vs. Ave Maria (11/23/18)
Free Throw Attempts	2 vs. Ave Maria (11/23/18)

20 - WILLY NUNEZ, JR.

Points	22 vs. Florida Memorial (12/20/18)
Rebounds	7 vs. Webber International (11/7/18)
Assists	3, 2X last vs. Johnson & Wales (11/7/18)
Steals	2, 3X last vs. Ave Maria (11/23/18)
Blocked Shots	1, 3X last vs. Milwaukee (11/13/18)
Minutes	32 at North Florida (12/13/17)
Field Goals Made	7, 3X last vs. Florida Memorial (12/20/18)
Field Goal Attempts	15 at North Florida (12/13/17)
Three-Point Field Goals Made	6 vs. Florida Memorial (12/20/18)
Three-Point Field Goals Attempted	13 vs. Florida Memorial (12/20/18)
Free Throws Made	4, 3X last vs. USF (12/18/18)
Free Throw Attempts	5, 4X last vs. North Florida (12/13/18)

22 - ELHADJI DIENG

Points	8 vs. North Florida (12/13/18)
Rebounds	8 vs. Florida Atlantic (12/30/30)
Assists	1, 5X last vs. Florida Memorial (12/20/18)
Steals	1, 5X last vs. Florida Memorial (12/20/18)
Blocked Shots	2, 4X last vs. Charlotte (1/20/18)
Minutes	22 vs. Stetson (11/12/17)
Field Goals Made	3, 3X last vs. North Florida (12/13/18)
Field Goal Attempts	5, 3X last vs. North Florida (12/13/18)
Three-Point Field Goals Made	0
Three-Point Field Goals Attempted:	0
Free Throws Made	4 at UTSA (1/11/18)
Free Throw Attempts	6 vs. Johnson & Wales (11/7/18)

31 - MICHAEL DOUGLAS

Points	19 at UTEP (1/13/18)
Rebounds	10 at UTEP (1/13/18)
Assists	3 vs. Johnson & Wales (11/9/18)
Steals	3, 3X last at North Texas (2/27/18)
Blocked Shots	2, 3X last vs. Johnson & Wales (11/9/18)
Minutes	38, 2X last vs. Southern Miss (3/7/18)
Field Goals Made	8 at UTEP (1/13/18)
Field Goal Attempts	14 at UTEP (1/13/18)
Three-Point Field Goals Made	4, 2X last vs. North Texas (2/22/18)
Three-Point Field Goals Attempted	8 at Old Dominion (3/3/18)
Free Throws Made	7, 2X last vs. FGCU (12/19/17)
Free Throw Attempts	10, 2X last vs. FGCU (12/19/17)

34 - OSASUMWEN OSAGHAE

Points	18 vs. North Florida (12/13/18)
Rebounds	15 vs. Milwaukee (11/13/18)
Assists	1, 2X last vs. Columbia (11/17/18)
Steals	2, 4X last vs. USF (12/18/18)
Blocked Shots	5, 2X last at Rice (1/25/18)
Minutes	25 at Ohio (12/30/18)
Field Goals Made	8 vs. North Florida (12/13/18)
Field Goal Attempts	12 at UTSA (1/11/18)
Three-Point Field Goals Made	0
Three-Point Field Goals Attempted	1 vs. Johnson & Wales (11/7/18)
Free Throws Made	6 at UTSA (1/11/18)
Free Throw Attempts	12 at UTSA (1/11/18)

NOV. 7, 2018 | VS. WEBBER INTERNATIONAL | MIAMI, FLA.

Official Basketball Box Score - Game Totals - Final Statistics
Webber International vs FIU
11/07/18 7:00 p.m. at Miami, Fla.

Webber International 84 - 2-1

#	Player	Total		3-Ptr		Rebounds			PF	TP	A	T	Blk	Stl	Min
		FG	FGA	FG	FGA	FT	FTA	Off Def Tot							
01	Tommie Luke	5-13	0-2	3-7	1	5	6	3	13	2	4	0	0	20	20
04	Simon Francis	2-10	0-4	2-2	6	5	11	2	6	5	3	1	1	23	23
06	Malik Morrow	5-11	4-9	0-0	1	4	5	1	14	0	5	0	0	28	28
14	Kevin Grace	3-8	1-5	5-5	1	4	5	3	12	0	0	0	0	24	24
21	Rashawn Etienne	2-11	1-6	2-2	3	2	5	2	7	3	4	0	0	26	26
00	Orlando Fletcher	0-0	0-0	0-0	0	1	1	0	0	0	0	0	0	3	3
03	Nicholas Blocker	0-1	0-0	1-4	0	2	2	3	1	1	5	0	2	8	8
12	Nicholas Toledo	1-4	0-1	4-6	0	1	1	3	6	1	1	0	1	19	19
20	Nikita Orap	0-2	0-2	0-0	0	1	1	1	0	1	0	0	0	7	7
22	Herman Robinson	1-1	0-0	0-0	0	0	0	2	2	0	1	0	0	6	6
23	Garrett Woodmansee	5-7	3-5	1-2	0	6	6	1	14	0	0	0	0	13	13
24	Jonathan Phillistin	2-3	0-1	4-6	1	2	3	1	8	2	2	0	1	16	16
33	Georges Darvlien	0-3	0-1	1-2	0	2	2	0	1	0	0	0	0	5	5
Team															
Totals		26-74	9-36	23-36	15	37	52	22	84	15	26	1	5	200	200
FG % 1st Half: 15-39		38.5%		2nd half: 11-25		31.4%		Game: 26-74		35.1%		Deadball			
3FG % 1st Half: 4-22		18.2%		2nd half: 3-14		21.4%		Game: 9-36		25.0%		Rebounds			
FT % 1st Half: 6-10		60.0%		2nd half: 17-26		65.4%		Game: 23-36		63.9%		9			

FIU 110 - 1-0

#	Player	Total		3-Ptr		Rebounds			PF	TP	A	T	Blk	Stl	Min
		FG	FGA	FG	FGA	FT	FTA	Off Def Tot							
03	JACOB, Trejon	7-12	4-7	1-3	0	3	3	2	19	0	1	1	1	19	19
04	BEARD, JR., Brian	8-15	2-6	2-6	0	6	6	1	20	9	3	0	4	26	26
10	ANDREWS, Devon	9-13	2-3	3-5	4	1	5	1	23	4	3	1	1	22	22
11	BURWELL, Marcus	3-7	0-3	3-4	0	2	2	3	9	1	1	0	2	20	20
22	DIENG, Elhadji	0-0	0-0	0-1	0	2	2	3	0	1	0	1	0	10	10
01	BANKS, Isaiah	7-11	0-4	0-4	3	2	5	3	14	1	1	0	1	23	23
02	VEIRA, Cordell	1-2	0-1	1-2	0	4	4	3	3	1	2	1	1	13	13
05	DAYE, JR., Antonio	6-11	0-1	2-3	1	7	8	4	14	3	2	0	2	18	18
16	AMETEP, James	1-2	0-0	0-0	0	0	0	2	2	0	0	0	0	5	5
20	NUNEZ, JR., Willy	1-7	1-7	1-2	1	6	7	2	4	0	3	1	2	21	21
31	DOUGLAS, Michael	1-3	0-1	0-0	0	1	1	4	2	1	0	0	0	14	14
34	OSAGHAE, Osasumwen	0-2	0-0	0-0	2	2	4	4	0	1	2	2	2	9	9
Team															
Totals		44-85	9-32	13-30	13	37	50	30	110	21	17	7	16	200	200
FG % 1st Half: 22-44		50.0%		2nd half: 22-42		52.4%		Game: 44-85		51.8%		Deadball			
3FG % 1st Half: 5-18		27.8%		2nd half: 4-14		28.6%		Game: 9-32		28.1%		Rebounds			
FT % 1st Half: 8-18		44.4%		2nd half: 5-12		41.7%		Game: 13-30		43.3%		8			

Officials: Jeff Pott, Brandon Hiers, Antonio Vargas
Technical fouls: Webber International-None, FIU-None.
Attendance: 877
Flagrant 1 Foul on WLU's Blocker at 9:01 (2nd)

Score by periods	1st	2nd	Total
Webber International	42	42	84
FIU	57	53	110

Lost FO - WUWBB 2nd-00:51, FIUW 2nd-00:16.
Largest lead - WUWBB None, FIUW by 27 2nd-00:16.
WUWBB led for 00:00, FIUW led for 39:50, Game was tied for 00:00.

Points	In	Off	2nd	Fast	Bench
WUWBB	32	27	9	4	32
FIUW	70	32	11	38	39

Score tied - 0 times.
Lead changed - 0 times.

NOV. 9, 2018 | VS. JOHNSON & WALES | MIAMI, FLA.

Official Basketball Box Score - Game Totals - Final Statistics
Johnson & Wales vs FIU
11/09/18 7:45 PM at Ocean Bank Convention Center

Johnson & Wales 47 - 0-3

#	Player	Total		3-Ptr		Rebounds			PF	TP	A	T	Blk	Stl	Min
		FG	FGA	FG	FGA	FT	FTA	Off Def Tot							
02	Dwayne Adams	2-6	0-0	4-4	0	3	3	2	8	4	7	0	2	27	27
03	Michael Stuart	3-10	2-7	0-0	0	0	0	1	8	3	0	0	0	35	35
04	Jackneen Joseph	0-6	4-3	2-2	4	3	0	3	0	3	0	0	1	20	20
20	David Joachim	3-5	2-3	0-0	2	2	4	4	8	0	2	0	0	13	13
31	Gustav Ling	3-6	1-4	0-1	1	4	5	5	7	1	2	2	1	13	13
05	Quadrant Johnson	0-2	0-0	0-0	1	0	1	1	0	0	0	0	0	4	4
10	Dylan McHugh	2-7	2-7	0-0	1	3	4	0	6	0	0	0	0	28	28
11	Sidney Alcona	0-5	0-5	0-0	0	3	3	1	0	1	2	0	0	9	9
12	Jordan Martin	0-2	0-0	0-0	0	0	0	0	1	0	0	0	0	5	5
14	Justin Walker	1-7	0-2	0-0	0	1	1	1	2	0	0	0	0	16	16
21	Sebastian Paig	0-1	0-1	0-0	0	0	0	0	0	0	0	0	0	6	6
22	William Verrylen	0-2	0-0	0-0	1	3	4	2	0	0	1	2	0	18	18
23	Tristan Stephens	2-2	0-0	1-2	1	3	4	4	5	1	6	0	0	14	14
Team															
Totals		16-61	7-33	8-10	13	25	38	25	47	10	29	4	5	200	200
FG % 1st Half: 9-32		28.1%		2nd half: 7-29		24.1%		Game: 16-61		26.2%		Deadball			
3FG % 1st Half: 4-16		25.0%		2nd half: 3-17		17.6%		Game: 7-33		21.2%		Rebounds			
FT % 1st Half: 5-6		83.3%		2nd half: 3-4		75.0%		Game: 8-10		80.0%		0			

FIU 117 - 2-0

HOU 117 - 2-0																													
		Total		3-Ptr		Rebounds																							
#	Player	FG	FGA	FG	FGA	FT	FTA	Off	Def	Tot	PF	TP	A	To	Blk	Stl	Min												
03	JACOB, Trejon	* 2-7	0-4	2-3	2	1	3	1	3	1	6	1	2	0	4	17	17												
04	BEARD, JR., Brian	* 4-8	3-4	3-4	0	3	3	1	14	7	1	0	4	22	22	22	22												
10	ANDREWS, Devon	* 8-8	2-2	2-4	1	1	2	0	20	0	1	0	1	15	15	15	15												
11	BURWELL, Marcus	* 4-11	1-6	1-2	0	3	3	1	10	6	1	0	2	20	20	20	20												
22	DIENG, Elhadji	* 1-1	0-0	2-6	1	1	2	1	4	0	0	0	9	9	9	9	9												
01	BANKS, Isaiah	* 4-6	2-4	2-3	0	3	3	2	12	1	1	0	3	18	18	18	18												
02	VEIRA, Cordell	2-4	1-3	0-0	0	4	4	0	5	1	0	1	0	16	16	16	16												
05	DAYE, JR., Antonio	4-8	0-1	4-7	2	3	5	3	12	4	3	0	1	20	20	20	20												
16	AMETEP, James	1-4	0-0	0-0	1	1	2	1	2	0	0	1	0	9	9	9	9												
20	NUNEZ, JR., Willy	6-10	5-9	2-2	0	3	3	0	19	3	0	0	0	19	19	19	19												
31	DOUGLAS, Michael	1-5	0-3	1-2	2	2	4	1	3	0	2	0	0	17	17	17	17												
34	OSAGHAE, Osasumwen	4-6	0-1	2-4	5	7	12	1	10	0	0	3	0	18	18	18	18												
Team																													
Totals		41-78		14-37		21-37		19		34		53		12		117		26		10		7		15		200		200	
FG % 1st Half: 24-39		61.5%		2nd half: 17-39		43.6%		Game: 41-78		52.6%																			
3FG % 1st Half: 7-16		43.8%		2nd half: 7-21		33.3%		Game: 14-37		37.8%																			
FT % 1st Half: 15-23		65.2%		2nd half: 6-14		42.9%		Game: 21-37		56.8%																			

NOV. 17, 2018 | VS. COLUMBIA | BRONX, N.Y.

Official Basketball Box Score -- Game Totals -- Final Statistics
FIU vs Columbia
11/17/18 6:00 pm at

FIU 98 • 3-1

#	Player	Total		3-Ptr		Rebounds			PF	TP	A		To	Blk	Stl	Min
		FG-FGA	FG-FGA	FT-FTA	Off Def Tot											
01	Banks, Isaiah	6-9	1-3	0-3	1 0 1	3	13	0	0	0	3	18				
02	Veira, Cordell	1-1	1-1	0-0	0 0 0	0	3	1	1	0	0	6				
03	Jacob, Trejon	4-9	2-6	1-2	0 6 6	0	11	1	2	0	1	27				
04	Brian Beard Jr	7-17	1-4	11-18	0 6 6	2	26	10	3	0	3	33				
05	Antonio Daye, Jr	0-2	0-0	1-2	2 2 4	2	1	1	3	0	0	15				
10	Andrews, Devon	6-12	1-2	4-4	0 11 11	3	17	2	2	1	2	28				
11	Burwell, Marcus	0-0	0-0	0-0	0 0 0	4	0	0	0	0	0	7				
20	Wily Nunez Jr	5-12	4-11	1-2	2 3 5	0	15	0	1	0	0	27				
22	Dieng, Elhadji	0-0	0-0	0-0	0 0 0	4	0	0	1	0	0	7				
31	Douglas, Michael	0-1	0-0	0-0	0 0 0	2	0	0	0	0	0	9				
34	Osaghae, Osasumwen	5-6	0-0	2-5	5 4 9	5	12	1	1	3	0	23				
Team					0 0 0											
Totals		34-69	10-27	20-36	10 32 42	25	98	16	14	4	9	200				

FG % 1st Half: 15-29 51.7% 2nd half: 19-40 47.5% Game: 34-69 49.3%
 3FG % 1st Half: 5-13 38.5% 2nd half: 5-14 35.7% Game: 10-27 37.0%
 FT % 1st Half: 8-14 57.1% 2nd half: 12-22 54.5% Game: 20-36 55.6%

Deadball
Rebounds
10,1

Columbia 87 • 0-3

#	Player	Total		3-Ptr		Rebounds			PF	TP	A		To	Blk	Stl	Min
		FG-FGA	FG-FGA	FT-FTA	Off Def Tot											
04	Hunter, Rodney	2-3	0-0	2-7	1 6 7	4	6	2	2	1	0	24				
22	Nweke, Ike	2-6	0-0	4-6	2 2 4	1	8	0	1	1	0	21				
15	Stefanini, Gabe	12-17	5-9	4-4	1 3 4	5	33	4	3	0	2	28				
21	Smith, Mike	3-11	0-4	1-2	0 0 0	4	7	4	4	0	3	30				
33	Bibbs, Tai	2-10	1-5	1-2	4 0 4	2	6	1	0	0	0	20				
03	Tape, Patrick	3-4	0-0	5-6	2 4 6	1	11	1	0	1	0	16				
10	Adlesh, Quinton	2-8	2-6	0-0	0 3 3	3	6	3	2	0	0	19				
12	Barba, Peter	0-1	0-1	0-0	0 0 0	1	0	0	0	0	0	8				
13	Brumant, Randy	0-0	0-0	0-0	0 6 6	4	0	2	2	1	0	15				
20	Killingsworth, Jake	2-5	2-2	1-2	0 5 5	2	7	1	0	0	0	17				
32	Ellis, Maka	1-1	1-1	0-0	0 0 0	0	3	0	0	0	0	2				
Team					0 0 0											
Totals		29-66	11-28	18-29	10 29 39	27	87	18	14	4	5	200				

FG % 1st Half: 14-34 41.2% 2nd half: 15-32 46.9% Game: 29-66 43.9%
 3FG % 1st Half: 6-14 42.9% 2nd half: 5-14 35.7% Game: 11-28 39.3%
 FT % 1st Half: 7-10 70.0% 2nd half: 11-19 57.9% Game: 18-29 62.1%

Deadball
Rebounds
5,2

Officials: Mike Millone, Matt Oblas, Guy Pagano

Technical fouls: FIU-None. Columbia-None.

Attendance: 1834

2018 Johnny Bach Classic

Score by periods	1st	2nd	Total
FIU	43	55	98
Columbia	41	46	87

Points	In	Off	2nd	Fast	Bench
FIU	46	21	10	23	98
COL	30	10	9	3	27

Last FG - FIU 2nd-00:34, COL 2nd-02:26.
 Largest lead - FIU by 11 2nd-00:34, COL by 10 1st-16:42.
 FIU led for 21:19, COL led for 16:04. Game was tied for 02:37.

Score tied - 5 times.
 Lead changed - 3 times.

NOV. 23, 2018 | VS. AVE MARIA | MIAMI, FLA.

Official Basketball Box Score -- Game Totals -- Final Statistics
Ave Maria vs FIU
11-23-18 5 p.m. at Ocean Bank Convocation Center, Miami, FL

Ave Maria 84 • 6-3

#	Player	Total		3-Ptr		Rebounds			PF	TP	A		To	Blk	Stl	Min
		FG-FGA	FG-FGA	FT-FTA	Off Def Tot											
01	GRUIJIC, JOVAN	5-6	1-1	3-4	3 3 6	4	14	1	0	1	0	21				
11	BATES, ROMELLO	8-12	0-1	0-2	2 7 9	1	16	8	7	0	2	38				
15	BEHREND, LEO	4-11	3-7	2-2	1 6 7	3	13	2	5	1	0	23				
20	RICCIO, GIANPAOLO	4-9	3-6	2-3	1 4 5	3	13	1	4	0	1	31				
23	STEEL, JEFFREY	2-5	1-3	1-2	2 2 4	3	6	0	4	0	0	29				
02	BRANKOV, NEMANJA	5-9	0-0	0-0	0 8 8	3	10	1	4	0	0	19				
00	WATTS, CAELAN	1-4	1-2	0-0	0 1 1	4	3	0	1	0	0	13				
22	SULLIVAN, GREENAN	4-7	1-2	0-0	0 2 2	3	9	1	6	0	2	23				
23	MENENDEZ, CHRISTIAN	0-1	0-0	0-0	0 1 1	0	0	0	0	0	0	3				
Team					0 2 2		1									
Totals		33-64	10-22	8-13	9 36 45	24	84	14	32	2	5	200				

FG % 1st Half: 18-28 64.3% 2nd half: 15-36 41.7% Game: 33-64 51.6%
 3FG % 1st Half: 6-10 60.0% 2nd half: 4-12 33.3% Game: 10-22 45.5%
 FT % 1st Half: 6-8 75.0% 2nd half: 2-5 40.0% Game: 8-13 61.5%

Deadball
Rebounds
2

FIU 104 • 6-1

#	Player	Total		3-Ptr		Rebounds			PF	TP	A		To	Blk	Stl	Min
		FG-FGA	FG-FGA	FT-FTA	Off Def Tot											
20	NUNEZ, JR., Willy	5-9	4-7	2-2	0 1 1	1	16	2	1	0	2	28				
22	DIENG, Elhadji	3-5	0-0	1-3	2 3 5	4	7	0	1	0	0	11				
03	JACOB, Trejon	8-11	5-7	0-0	1 3 4	1	21	0	0	1	3	24				
04	BEARD, JR., Brian	7-13	0-4	4-4	0 0 0	0	18	6	2	0	3	29				
11	BURWELL, Marcus	2-7	0-3	2-3	1 5 6	0	6	5	2	0	1	23				
01	BANKS, Isaiah	3-7	0-2	0-1	0 0 0	3	6	0	1	0	1	21				
02	VEIRA, Cordell	2-2	0-0	0-0	1 0 1	1	4	0	1	0	0	10				
05	DAYE, JR., Antonio	4-8	0-0	8-11	0 3 3	1	16	3	2	0	4	22				
15	AMETEPE, James	3-7	0-0	2-2	2 3 5	4	8	0	2	0	1	9				
31	DOUGLAS, Michael	1-6	0-2	0-1	0 5 5	3	2	0	2	1	0	23				
Team					0 2 2											
Totals		38-75	9-25	19-27	7 25 32	18	104	16	14	2	15	200				

FG % 1st Half: 19-37 51.4% 2nd half: 19-38 50.0% Game: 38-75 50.7%
 3FG % 1st Half: 7-14 50.0% 2nd half: 2-11 18.2% Game: 9-25 36.0%
 FT % 1st Half: 8-13 61.5% 2nd half: 11-14 78.6% Game: 19-27 70.4%

Deadball
Rebounds
2

Officials: Bill Jacobson, Josue Nieves, Shane Land

Technical fouls: Ave Maria-None. FIU-None.

Attendance: 545

Score by periods	1st	2nd	Total
Ave Maria	48	36	84
FIU	53	51	104

Points	In	Off	2nd	Fast	Bench
AMUM	42	16	12	15	22
FIUM	58	43	8	29	36

Last FG - AMUM 2nd-00:07, FIUM 2nd-00:51.
 Largest lead - AMUM by 5 1st-16:38, FIUM by 26 2nd-05:16.
 AMUM led for 08:26, FIUM led for 27:38. Game was tied for 03:36.

Score tied - 8 times.
 Lead changed - 16 times.

NOV. 18, 2018 | VS. YOUNGSTOWN STATE | BRONX, N.Y.

Official Basketball Box Score -- Game Totals -- Final Statistics
Youngstown St. vs FIU
11-18-18 12:00 pm at

Youngstown St. 93 • 2-4

#	Player	Total		3-Ptr		Rebounds			PF	TP	A		To	Blk	Stl	Min
		FG-FGA	FG-FGA	FT-FTA	Off Def Tot											
23	Olamide Pedersen	1-2	0-0	1-4	4 1 5	3	3	0	1	0	0	8				
33	Naz Bohannon	4-8	0-1	1-2	5 5 10	0	9	4	2	1	0	33				
03	Darius Quisenberry	8-17	3-8	2-3	0 1 1	5	21	3	4	0	1	30				
22	Devin Morgan	1-5	0-4	0-0	0 1 1	4	2	0	6	0	0	18				
32	Garrett Covington	3-5	1-2	2-4	0 4 4	2	9	2	4	0	4	20				
00	Antwan Maxwell	1-5	0-2	1-1	0 0 0	2	3	0	0	1	0	10				
01	Atiba Taylor	2-3	0-1	0-1	0 2 2	1	4	2	2	0	0	8				
02	Jelani Simmons	2-6	1-4	0-0	4 0 4	2	5	2	1	0	1	15				
05	Kendale Hampton	0-0	0-0	2-3	1 2 3	3	2	1	1	0	0	9				
13	Donel Cathcart	9-14	4-7	5-5	1 3 4	2	27	1	1	0	1	24				
21	Noe Anabir	3-4	0-0	0-0	5 1 6	3	6	1	1	0	1	16				
31	Michael Akuckie	0-2	0-2	0-0	0 2 2	1	0	0	0	0	0	5				
42	Alex Holcombe	1-1	0-0	0-0	0 0 0	0	2	0	0	0	0	4				
Team					2 1 3											
Totals		35-72	9-31	14-23	22 23 45	28	93	16	23	2	8	200				

FG % 1st Half

DEC. 1, 2018 | AT ARKANSAS | FAYETTEVILLE, ARK.

Official Basketball Box Score -- Game Totals -- Final Statistics
FIU vs Arkansas
12/01/18 7:00 pm at Fayetteville, Ark. - Bud Walton Arena

FIU 89 • 7-2

#	Player	Total		3-Ptr		Rebounds			PF	TP	A	T	Blk	Stl	Min
		FG-FGA	FG-FGA	FT-FTA	Off Def Tot	PF	TP	A							
11	ANDREWS, Devon	2-7	0-1	0-0	1 2 3	4	4	1	1	0	1	16			
22	DIENG, Elhadji	1-2	0-0	0-0	2 1 3	5	2	0	3	1	0	11			
03	JACOB, Trejon	9-18	2-6	0-1	2 6 8	0	20	2	1	0	0	36			
04	BEARD, JR., Brian	5-15	1-7	10-12	3 5 8	4	21	6	1	0	5	32			
20	NUNEZ, JR., Willy	4-14	3-13	2-2	0 2 2	0	13	0	0	0	0	28			
01	BANKS, Isaiah	4-10	0-5	3-7	5 1 6	3	11	1	1	1	0	23			
02	VEIRA, Cordell	0-3	0-2	0-0	0 0 0	1	0	2	1	0	1	10			
05	DAYE, JR., Antonio	5-10	0-1	5-10	1 2 3	3	15	2	4	0	0	26			
15	AMETEPE, James	1-1	0-0	0-0	0 0 0	2	2	0	0	0	0	3			
31	DOUGLAS, Michael	0-3	0-2	1-2	1 3 4	5	1	2	2	0	1	15			
Team					5 1 6										
Totals		31-83	6-37	21-34	20 23 43	27	89	16	14	2	8	200			
FG % 1st Half: 10-35		28.6%	2nd half: 21-48	43.8%	Game: 31-83	37.3%									
3FG % 1st Half: 3-18		16.7%	2nd half: 3-19	15.8%	Game: 6-37	16.2%									
FT % 1st Half: 12-17		70.6%	2nd half: 9-17	52.9%	Game: 21-34	61.8%									

Arkansas 121 • 5-1

#	Player	Total		3-Ptr		Rebounds			PF	TP	A	T	Blk	Stl	Min
		FG-FGA	FG-FGA	FT-FTA	Off Def Tot	PF	TP	A							
02	Adrio Bailey	4-6	0-0	2-4	0 4 4	5	10	1	0	4	1	16			
10	Daniel Gafford	9-12	0-0	5-8	4 8 12	4	23	0	3	4	1	23			
01	Isaiah Joe	11-14	10-13	2-2	0 2 2	2	34	3	1	0	2	28			
05	Jalen Harris	2-6	0-1	5-6	0 3 3	2	9	10	1	0	0	26			
13	Mason Jones	5-8	2-4	7-9	1 9 10	3	19	3	3	0	1	25			
00	Desi Sills	3-4	0-1	1-2	1 2 3	3	7	5	3	0	1	19			
11	K. Embery-Simpson	3-5	1-3	0-2	0 3 3	1	7	3	2	0	2	18			
15	Jonathan Holmes	0-1	0-1	0-0	0 0 0	0	0	0	0	0	0	3			
22	Gabe Osabuohien	1-4	0-1	1-4	1 4 5	4	3	1	1	1	0	19			
24	Ethan Henderson	1-1	0-0	1-2	0 1 1	0	3	0	0	0	1	4			
25	Jordan Phillips	2-6	0-1	0-0	1 1 2	2	4	0	0	0	0	9			
35	Reggie Chaney	1-2	0-0	0-0	0 0 0	2	2	0	0	2	1	10			
Team					2 3 5										
Totals		42-69	13-25	24-39	10 40 50	28	121	26	14	11	10	200			
FG % 1st Half: 21-38		55.3%	2nd half: 21-31	67.7%	Game: 42-69	60.9%									
3FG % 1st Half: 7-15		46.7%	2nd half: 6-10	60.0%	Game: 13-25	52.0%									
FT % 1st Half: 9-14		64.3%	2nd half: 15-25	60.0%	Game: 24-39	61.5%									

Officials: Pat Adams, Will Howard, K.B. Burdett Jr.

Technical fouls: FIU-None. Arkansas-None.

Attendance: 13763

Tickets Scanned: 8,920

Fouled out: FIU #22, Dieng (9:49 2H); #31, Douglas (7:19 2H)

Arkansas #02, Bailey (5:25 2H)

Score by periods				1st	2nd	Total
FIU				35	54	89
Arkansas				58	63	121

Last FG - FIU 2nd-00:02, AR 2nd-00:18.

Largest lead - FIU None, AR by 35 2nd-00:18.

FIU led for 00:00. AR led for 39:52. Game was tied for 00:08.

Points							
In	Off	2nd	Fast				
Paint	T/O	Chance	Break				
FIU	50	21	21	29			
AR	52	15	12	18	26		

Score tied - 0 times.

Lead changed - 0 times.

DEC. 13, 2018 | VS. NORTH FLORIDA | MIAMI, FLA.

Official Basketball Box Score -- Game Totals -- Final Statistics
North Florida vs FIU
12-13-18 7 p.m. at Ocean Bank Convocation Center, Miami, FL

North Florida 89 • 4-7

#	Player	Total		3-Ptr		Rebounds			PF	TP	A	T	Blk	Stl	Min
		FG-FGA	FG-FGA	FT-FTA	Off Def Tot	PF	TP	A							
00	HORCHLER, Noah	8-13	0-4	0-1	3 7 10	4	16	1	1	2	1	25			
02	AMINU, Wajid	7-10	0-0	1-1	4 5 9	4	15	1	3	2	0	22			
11	SAMS, Garrett	2-12	0-8	7-8	1 0 1	2	11	1	3	0	3	29			
03	ESCOBAR, JT	9-18	5-13	5-8	1 5 6	4	28	0	2	0	0	33			
10	GANDIA-ROSA, Ivan	0-4	0-2	2-2	2 1 3	2	9	4	0	1	7	27			
04	BALOGUN, Ezekiel	3-5	0-1	0-0	2 1 3	1	6	0	0	0	0	8			
12	BURKHARDT, Ryan	0-0	0-0	0-0	0 0 0	0	0	0	0	0	0	6			
20	COFFEY II, Brian	2-2	1-1	0-0	0 0 0	1	5	1	0	0	1	14			
22	DAY, Trip	3-5	0-1	0-0	1 2 3	2	6	2	4	3	3	18			
23	HENDRICKSEN, Carter	0-4	0-3	0-0	2 0 2	2	0	4	0	1	0	13			
24	COPELAND, Cam	0-0	0-0	0-0	0 0 0	0	0	0	0	0	0	5			
Team					1 1 2										
Totals		34-73	6-33	15-20	17 22 39	23	89	19	18	8	9	200			
FG % 1st Half: 18-37		48.6%	2nd half: 16-36	44.4%	Game: 34-73	46.6%									
3FG % 1st Half: 3-15		20.0%	2nd half: 3-18	16.7%	Game: 6-33	18.2%									
FT % 1st Half: 10-13		76.9%	2nd half: 5-7	71.4%	Game: 15-20	75.0%									

FIU 102 • 8-2

#	Player	Total		3-Ptr		Rebounds			PF	TP	A	T	Blk	Stl	Min
		FG-FGA	FG-FGA	FT-FTA	Off Def Tot	PF	TP	A							
11	ANDREWS, Devon	3-7	1-2	1-2	0 3 3	3	8	2	1	1	4	23			
22	DIENG, Elhadji	3-5	0-0	2-3	3 3 6	2	8	0	1	0	1	14			
03	JACOB, Trejon	4-7	2-3	1-2	0 5 5	1	11	2	2	1	1	24			
04	BEARD, JR., Brian	9-19	1-5	10-12	2 6 8	2	29	6	5	0	4	33			
20	NUNEZ, JR., Willy	3-7	3-6	4-5	0 1 1	0	13	2	1	0	0	25			
01	BANKS, Isaiah	4-8	1-3	1-2	0 1 1	4	10	3	1	0	0	21			
05	DAYE, JR., Antonio	0-3	0-1	0-0	1 0 1	3	0	2	3	0	1	13			
11	BURWELL, Marcus	2-6	1-3	0-0	0 2 2	3	5	2	2	0	2	16			
31	DOUGLAS, Michael	0-0	0-0	0-0	0 2 2	1	0	1	0	0	0	11			
34	OSAGHAE, Osasumwen	8-11	0-0	2-2	7 0 7	0	18	0	0	4	1	20			
Team					4 1 5										
Totals		36-73	9-23	21-28	17 24 41	19	102	20	16	6	14	200			
FG % 1st Half: 16-33		48.5%	2nd half: 20-40	50.0%	Game: 36-73	49.3%									
3FG % 1st Half: 6-13		46.2%	2nd half: 3-10	30.0%	Game: 9-23	39.1%									
FT % 1st Half: 12-17		70.6%	2nd half: 9-11	81.8%	Game: 21-28	75.0%									

Officials: Roger Ayers, Les Jones, Josue Nieves

Technical fouls: North Florida-HORCHLER, Noah. FIU-ANDREWS, Devon.

Attendance: 622

Score by periods				1st	2nd	Total
North Florida				49	40	89
FIU				50	52	102

Points							
In	Off	2nd	Fast				
Paint	T/O	Chance	Break				
UNF	56	21	10	9	17		
FIU	54	23	26	13	33		

Last FG - UNF 2nd-03:38, FIUM 2nd-02:46.

Largest lead - UNF by 9 2nd-17:29, FIUM by 13 2nd-01:10.

UNF led for 09:14. FIUM led for 25:46. Game was tied for 05:00.

Score tied - 10 times.

Lead changed - 16 times.

DEC. 18, 2018 | VS. USF | MIAMI, FLA.

Official Basketball Box Score -- Game Totals -- Final Statistics
USF vs FIU
12-18-18 7 p.m. at Ocean Bank Convocation Center, Miami, FL

USF 82 • 8-2

#	Player	Total		3-Ptr		Rebounds			PF	TP	A	T	Blk	Stl	Min
---	--------	-------	--	-------	--	----------	--	--	----	----	---	---	-----	-----	-----

DEC. 30, 2018 | AT OHIO | ATHENS, OHIO

Official Basketball Box Score -- Game Totals -- Final Statistics
FIU vs Ohio
12-30-18 2:00 pm at

FIU 66 • 9-4

#	Player	Total		3-Ptr		Rebounds			PF	TP	A TO Blk Stl					Min
		FG-FGA	FT-FTA	FG-FGA	FT-FTA	Off	Def	Tot			A	TO	Blk	Stl		
10	ANDREWS, Devon	5-12	0-3	1-2	0 5 5	3	11	0	3	0	2	28				
22	DIENG, Elhadji	0-1	0-0	0-0	0 1 1	2	0	0	1	0	0	9				
03	JACOB, Trejon	3-8	0-4	0-2	0 1 1	1	6	0	1	0	4	22				
04	BEARD, JR., Brian	5-13	1-7	2-2	0 2 2	3	13	6	6	0	5	33				
20	NUNEZ, JR., Willy	3-10	1-8	1-2	0 1 1	1	8	2	0	0	1	27				
01	BANKS, Isaiah	0-3	0-0	0 0 0	0 0 0	1	0	1	1	0	0	7				
05	DAYE, JR., Antonio	2-3	0-1	0-0	0 1 1	3	4	3	2	0	5	22				
11	BURWELL, Marcus	3-7	3-7	0-0	0 0 0	2	9	0	1	0	0	14				
31	DOUGLAS, Michael	3-4	2-3	0-0	0 1 1	2	8	0	0	0	1	13				
34	OSAGHAE, Osasumwen	3-4	0-0	1-2	6 7 13	2	7	1	0	1	0	25				
	Team				2 0 2											
	Totals	27-66	3-20	6-10	0 19 27	20	66	13	15	1	18	200				
	FG % 1st Half: 11-30	36.7%	2nd ha			27-65	41.5%									
	3FG % 1st Half: 6-19	31.6%	2nd ha			7-36	19.4%									
	FT % 1st Half: 3-5	60.0%	2nd ha			5-10	50.0%									

Ohio 68 • 8-4

#	Player	Total		3-Ptr		Rebounds			PF	TP	A TO Blk Stl					Min
		FG-FGA	FT-FTA	FG-FGA	FT-FTA	Off	Def	Tot			A	TO	Blk	Stl		
01	Jason Carter	8-11	0-0	3-5	2 7 9	1	19	3	2	0	0	34				
45	Doug Taylor	6-6	0-0	0-1	2 8 10	4	12	0	3	2	0	27				
00	Jason Preston	4-5	0-0	3-4	1 2 3	1	11	3	2	0	1	33				
04	Teyvion Kirk	8-22	0-3	2-3	3 6 9	0	18	2	6	1	1	33				
23	Antonio Cowart Jr.	0-3	0-2	0-0	0 3 3	2	0	2	3	0	1	27				
05	Ben Vander Plas	2-5	1-3	0-0	2 3 5	1	5	1	2	0	1	19				
10	Connor Murrell	0-0	0-0	0-0	0 0 0	1	0	0	1	0	0	3				
22	Gavin Block	1-5	1-4	0-0	0 2 2	1	3	3	4	0	1	24				
	Team				1 2 3											
	Totals	29-57	2-12	8-13	11 33 44	11	68	14	23	3	5	200				
	FG % 1st Half: 17-34	50.0%	2nd half: 12-23	52.2%		Game: 29-57	50.9%									
	3FG % 1st Half: 1-7	14.3%	2nd half: 1-5	20.0%		Game: 2-12	16.7%									
	FT % 1st Half: 3-5	60.0%	2nd half: 5-8	62.5%		Game: 8-13	61.5%									

Officials: Courtney Green,Chris Beaver,Terry Wymer
 Technical fouls: FIU-None. Ohio-None.
 Attendance: 3451
 2018-19 Men's Basketball. Round: 0. FIU vs Ohio. Played at .

Score by periods	1st	2nd	Total
FIU	31	35	66
Ohio	38	30	68

Last FG - FIUM 2nd-03:06, OHIO 2nd-00:02.
 Largest lead - FIUM by 3 2nd-03:52, OHIO by 12 2nd-16:52.
 FIUM led for 05:01. OHIO led for 32:36. Game was tied for 02:23.

Points	In	Off	2nd	Fast	Bench
FIUM	36	24	6	19	28
OHIO	52	19	7	19	8

Score tied - 1 time.
 Lead changed - 10 times.

JAN. 3, 2019 | AT MIDDLE TENNESSEE | MURFREESBORO, TENN.

Official Basketball Box Score -- Game Totals -- Final Statistics
FIU vs Middle Tennessee
01/03/19 6:30 p.m. at Murfreesboro, TN

FIU 83 • 10-4, 1-0 C-USA

#	Player	Total		3-Ptr		Rebounds			PF	TP	A TO Blk Stl					Min
		FG-FGA	FT-FTA	FG-FGA	FT-FTA	Off	Def	Tot			A	TO	Blk	Stl		
10	ANDREWS, Devon	6-11	0-3	0-0	1 1 2	0	12	0	12	0	1	2	0	1	2	25
22	DIENG, Elhadji	1-1	0-0	0-0	0 3 3	3	2	0	0	1	0	9				
03	JACOB, Trejon	6-9	6-9	2-2	0 7 7	2	20	0	3	0	2	27				
04	BEARD, JR., Brian	9-23	5-13	6-7	0 1 1	0	28	7	3	0	2	38				
20	NUNEZ, JR., Willy	0-4	0-3	0-0	0 0 0	0	0	0	0	0	0	8				
01	BANKS, Isaiah	1-4	0-1	1-1	0 2 2	2	3	0	1	0	1	11				
05	DAYE, JR., Antonio	5-7	0-1	1-1	0 2 2	4	11	3	1	0	2	29				
11	BURWELL, Marcus	0-4	0-1	0-0	0 1 1	2	0	3	0	0	0	17				
31	DOUGLAS, Michael	1-2	1-1	0-0	1 0 1	1	3	0	0	0	0	15				
34	OSAGHAE, Osasumwen	2-3	0-0	0-0	0 7 7	4	4	1	1	2	0	21				
	Team				1 4 5											
	Totals	31-68	12-32	9-11	3 28 31	18	83	14	10	5	7	200				
	FG % 1st Half: 12-34	35.3%	2nd half: 19-34	55.9%		Game: 31-68	45.6%									
	3FG % 1st Half: 5-16	27.8%	2nd half: 7-14	50.0%		Game: 12-32	37.5%									
	FT % 1st Half: 2-2	100.0%	2nd half: 7-9	77.8%		Game: 9-11	81.8%									

Middle Tennessee 76 • 3-11, 0-1 C-USA

#	Player	Total		3-Ptr		Rebounds			PF	TP	A TO Blk Stl					Min
		FG-FGA	FT-FTA	FG-FGA	FT-FTA	Off	Def	Tot			A	TO	Blk	Stl		
22	SCURRY, Reggie	4-9	0-0	0-0	5 1 6	3	8	0	1	1	1	24				
25	GAMBLE, Karl	6-12	0-1	0-3	5 6 11	3	12	1	2	1	1	28				
03	SIMS, Donovan	6-13	3-6	2-3	1 8 9	3	17	0	2	0	1	34				
10	JOHNSON, Jayce	4-10	0-1	6-8	1 5 6	3	14	5	5	0	2	34				
55	GREEN, Antonio	6-16	3-11	8-9	0 7 7	2	23	0	4	1	2	37				
01	FARQUHAR, Junior	0-2	0-1	0-0	1 0 1	1	0	2	1	0	0	15				
04	HAWTHORNE, James	1-2	0-0	0-0	2 8 10	3	2	1	3	0	1	28				
	Team				0 1 1			3								
	Totals	27-64	6-20	16-23	15 36 51	18	76	9	21	3	8	200				
	FG % 1st Half: 12-31	38.7%	2nd half: 15-33	45.5%		Game: 27-64	42.2%									
	3FG % 1st Half: 5-13	38.5%	2nd half: 1-7	14.3%		Game: 6-20	30.0%									
	FT % 1st Half: 4-4	100.0%	2nd half: 12-19	63.2%		Game: 16-23	69.6%									

Officials: Jeb Hartness, Antnio Petty, Raymond Styons
 Technical fouls: FIU-None. Middle Tennessee-None.
 Attendance: 3307

Score by periods	1st	2nd	Total
FIU	31	52	83
Middle Tennessee	33	43	76

Last FG - FIU 2nd-01:31, MT 2nd-00:19.
 Largest lead - FIU by 11 2nd-02:22, MT by 14 2nd-13:58.
 FIU led for 20:48. MT led for 17:38. Game was tied for 01:34.

Points	In	Off	2nd	Fast	Bench
FIU	36	21	5	8	21
MT	42	7	22	4	2

Score tied - 2 times.
 Lead changed - 6 times.

JAN. 5, 2019 | AT UAB | BIRMINGHAM, ALA.

JAN. 10, 2019 | VS. CHARLOTTE | MIAMI, FLA.



FIU Basketball
FIU Combined Team Statistics (as of Jan 03, 2019)
All games



RECORD:	OVERALL	HOME	AWAY	NEUTRAL
ALL GAMES	10-4	6-1	2-3	2-0
CONFERENCE	1-0	0-0	1-0	0-0
NON-CONFERENCE	9-4	6-1	1-3	2-0

#	Player	gp-gs	min	avg	Total		3-Point		F-Throw		Rebounds				pf	dq	a	to	blk	stl	pts	avg
					fg-fga	fg%	3fg-fga	3fg%	ft-fa	ft%	off	def	tot	avg								
04	BEARD, JR., Brian	14-14	432	30.9	91-198	.460	23-77	.299	83-114	.728	11	46	57	4.1	34	0	92	46	1	48	288	20.6
10	ANDREWS, Devon	13-13	312	24.0	75-129	.581	12-31	.387	30-46	.652	16	46	62	4.8	27	2	17	20	7	25	192	14.8
03	JACOB, Trejon	14-13	321	22.9	65-133	.489	28-73	.384	11-22	.500	10	48	58	4.1	20	0	9	21	5	20	169	12.1
20	NUNEZ, JR., Willy	14-9	331	23.6	48-136	.353	39-118	.331	25-30	.833	4	31	35	2.5	11	0	14	11	2	9	160	11.4
34	OSAGHAE, Osasumw	11-0	199	18.1	39-59	.661	0-1	.000	19-28	.679	41	48	89	8.1	32	2	3	9	26	7	97	8.8
01	BANKS, Isaiah	13-0	215	16.5	41-83	.494	7-38	.184	8-23	.348	12	10	22	1.7	31	0	13	15	1	17	97	7.5
05	DAYE, JR., Antonio	14-0	295	21.1	35-77	.455	1-12	.083	31-51	.608	7	33	40	2.9	39	1	34	42	0	25	102	7.3
11	BURWELL, Marcus	12-7	223	18.6	28-82	.341	11-47	.234	15-20	.750	6	21	27	2.3	26	0	32	14	1	14	82	6.8
31	DOUGLAS, Michael	14-0	193	13.8	16-44	.364	5-21	.238	5-10	.500	11	21	32	2.3	30	1	7	7	4	3	42	3.0
02	VEIRA, Cordell	7-0	72	10.3	6-14	.429	2-9	.222	4-6	.667	1	10	11	1.6	5	0	7	5	4	2	18	2.6
22	DIENG, Elhadji	14-14	168	12.0	13-22	.591	0-0	.000	9-24	.375	14	21	35	2.5	37	2	4	11	6	2	35	2.5
15	AMETEPE, James	6-0	32	5.3	6-14	.429	0-0	.000	2-2	1.000	3	4	7	1.2	9	0	1	2	1	2	14	2.3
00	SMITH, Phillip	1-0	4	4.0	0-1	.000	0-1	.000	0-1	.000	0	0	0	0.0	3	0	1	0	0	0	0	0.0
Team											28	23	51					2				
Total.....		14	2797		463-992	.467	128-428	.299	242-377	.642	164	362	526	37.6	304	8	234	205	58	174	1296	92.6
Opponents.....		14	2800		407-908	.448	108-338	.320	222-339	.655	198	424	622	44.4	311	-	201	316	60	101	1144	81.7

TEAM STATISTICS	FIUM	OPP	Date	Opponent	Score	Att.
SCORING	1296	1144	11-07-18	WEBBER INTERNATIONAL	w 110-84	877
Points per game	92.6	81.7	11-09-18	JOHNSON & WALES	w 117-47	719
Scoring margin	+10.9	-	11-13-18	MILWAUKEE	w 86-83	773
FIELD GOALS-ATT	463-992	407-908	11-16-18	at Fordham	L 77-83	500
Field goal pct	.467	.448	11-17-18	vs Columbia	w 98-87	1834
3 POINT FG-ATT	128-428	108-338	11-18-18	vs Youngstown St.	w 102-93	123
3-point FG pct	.299	.320	11-23-18	AVE MARIA	w 104-84	545
3-pt FG made per game	9.1	7.7	11-28-18	at FGCU	w 81-80	2832
FREE THROWS-ATT	242-377	222-339	12-01-18	at Arkansas	L 89-121	13763
Free throw pct	.642	.655	12-13-18	NORTH FLORIDA	w 102-89	622
F-Throws made per game	17.3	15.9	12-18-18	USF	L 73-82	706
REBOUNDS	526	622	12-20-18	FLORIDA MEMORIAL	w 108-67	437
Rebounds per game	37.6	44.4	12-30-18	at Ohio	L 66-68	3451
Rebounding margin	-6.9	-	* 01/03/19	at Middle Tennessee	w 83-76	3307
ASSISTS	234	201				
Assists per game	16.7	14.4				
TURNOVERS	205	316				
Turnovers per game	14.6	22.6				
Turnover margin	+7.9	-				
Assist/turnover ratio	1.1	0.6				
STEALS	174	101				
Steals per game	12.4	7.2				
BLOCKS	58	60				
Blocks per game	4.1	4.3				
ATTENDANCE	4679	25810				
Home games-Avg/Game	7-668	5-4771				
Neutral site-Avg/Game	-	2-978				

* - Conference game

Score by Periods	1st	2nd	Totals
FIU	601	695	1296
Opponents	578	566	1144



FIU Basketball
FIU Combined Team Statistics (as of Jan 03, 2019)
Conference games only



RECORD:	OVERALL	HOME	AWAY	NEUTRAL
ALL GAMES	1-0	0-0	1-0	0-0
CONFERENCE	1-0	0-0	1-0	0-0
NON-CONFERENCE	0-0	0-0	0-0	0-0

#	Player	gp-gs	min	avg	Total		3-Point		F-Throw		Rebounds				pf	dq	a	to	blk	stl	pts	avg
					fg-fga	fg%	3fg-fga	3fg%	ft-fga	ft%	off	def	tot	avg								
04	BEARD, JR., Brian	1-1	38	38.0	9-23	.391	5-13	.385	5-7	.714	0	1	1	1.0	0	0	7	3	0	2	28	28.0
03	JACOB, Trejon	1-1	27	27.0	6-9	.667	6-9	.667	2-2	1.000	0	7	7	7.0	2	0	0	3	0	2	20	20.0
10	ANDREWS, Devon	1-1	25	25.0	6-11	.545	0-3	.000	0-0	.000	1	1	2	2.0	0	0	0	1	2	0	12	12.0
05	DAYE, JR., Antonio	1-0	29	29.0	5-7	.714	0-1	.000	1-1	1.000	0	2	2	2.0	4	0	3	1	0	2	11	11.0
34	OSAGHAE, Osasumw	1-0	21	21.0	2-3	.667	0-0	.000	0-0	.000	0	7	7	7.0	4	0	1	1	2	0	4	4.0
31	DOUGLAS, Michael	1-0	15	15.0	1-2	.500	1-1	1.000	0-0	.000	1	0	1	1.0	1	0	0	0	0	0	3	3.0
01	BANKS, Isaiah	1-0	11	11.0	1-4	.250	0-1	.000	1-1	1.000	0	2	2	2.0	2	0	0	1	0	1	3	3.0
22	DIENG, Elhadji	1-1	9	9.0	1-1	1.000	0-0	.000	0-0	.000	0	3	3	3.0	3	0	0	0	1	0	2	2.0
20	NUNEZ, JR., Willy	1-1	8	8.0	0-4	.000	0-3	.000	0-0	.000	0	0	0	0.0	0	0	0	0	0	0	0	0.0
11	BURWELL, Marcus	1-0	17	17.0	0-4	.000	0-1	.000	0-0	.000	0	1	1	1.0	2	0	3	0	0	0	0	0.0
Team											1	4	5									
Total.....		1	200		31-68	.456	12-32	.375	9-11	.818	3	28	31	31.0	18	0	14	10	5	7	83	83.0
Opponents.....		1	200		27-64	.422	6-20	.300	16-23	.696	15	36	51	51.0	18	-	9	21	3	8	76	76.0

TEAM STATISTICS	FIUM	OPP	Date	Opponent	Score	Att.
SCORING	83	76	* 01/03/19	at Middle Tennessee	w 83-76	3307
Points per game	83.0	76.0				
Scoring margin	+7.0	-				
FIELD GOALS-ATT	31-68	27-64				
Field goal pct	.456	.422				
3 POINT FG-ATT	12-32	6-20				
3-point FG pct	.375	.300				
3-pt FG made per game	12.0	6.0				
FREE THROWS-ATT	9-11	16-23				
Free throw pct	.818	.696				
F-Throws made per game	9.0	16.0				
REBOUNDS	31	51				
Rebounds per game	31.0	51.0				
Rebounding margin	-20.0	-				
ASSISTS	14	9				
Assists per game	14.0	9.0				
TURNOVERS	10	21				
Turnovers per game	10.0	21.0				
Turnover margin	+11.0	-				
Assist/turnover ratio	1.4	0.4				
STEALS	7	8				
Steals per game	7.0	8.0				
BLOCKS	5	3				
Blocks per game	5.0	3.0				
ATTENDANCE	0	3307				
Home games-Avg/Game	0-0	1-3307				
Neutral site-Avg/Game	-	0-0				

Score by Periods	1st	2nd	Totals
FIU	31	52	83
Opponents	33	43	76

* - Conference game



FIU Basketball
FIU Combined Team Statistics (as of Jan 03, 2019)
Home games



RECORD:	OVERALL	HOME	AWAY	NEUTRAL
ALL GAMES	6-1	6-1	0-0	0-0
CONFERENCE	0-0	0-0	0-0	0-0
NON-CONFERENCE	6-1	6-1	0-0	0-0

#	Player	gp-gs	min	avg	Total		3-Point		F-Throw		Rebounds				pf	dq	a	to	blk	stl	pts	avg
					fg-fga	fg%	3fg-fga	3fg%	ft-fa	ft%	off	def	tot	avg								
04	BEARD, JR., Brian	7-7	200	28.6	41-88	.466	9-31	.290	30-40	.750	5	20	25	3.6	14	0	45	25	1	23	121	17.3
10	ANDREWS, Devon	6-6	137	22.8	36-55	.655	9-14	.643	16-26	.615	8	15	23	3.8	9	1	9	7	4	13	97	16.2
20	NUNEZ, JR., Willy	7-4	161	23.0	27-64	.422	24-57	.421	17-19	.895	1	18	19	2.7	9	0	10	8	2	6	95	13.6
03	JACOB, Trejon	7-7	143	20.4	31-63	.492	15-35	.429	7-13	.538	7	21	28	4.0	10	0	6	12	5	12	84	12.0
34	OSAGHAE, Osasumw	6-0	98	16.3	22-39	.564	0-1	.000	14-19	.737	28	24	52	8.7	12	0	0	5	18	6	58	9.7
01	BANKS, Isaiah	6-0	103	17.2	23-43	.535	3-19	.158	3-10	.300	4	7	11	1.8	13	0	7	6	0	8	52	8.7
11	BURWELL, Marcus	7-4	146	20.9	20-54	.370	7-30	.233	12-17	.706	4	16	20	2.9	14	0	25	9	1	14	59	8.4
05	DAYE, JR., Antonio	7-0	137	19.6	18-41	.439	0-6	.000	22-34	.647	4	21	25	3.6	20	1	18	23	0	14	58	8.3
02	VEIRA, Cordell	4-0	47	11.8	5-10	.500	1-6	.167	4-6	.667	1	10	11	2.8	4	0	3	3	2	1	15	3.8
22	DIENG, Elhadji	7-7	93	13.3	8-15	.533	0-0	.000	9-21	.429	10	13	23	3.3	12	0	2	4	2	2	25	3.6
31	DOUGLAS, Michael	7-0	103	14.7	10-24	.417	2-11	.182	2-4	.500	5	16	21	3.0	13	0	5	4	3	1	24	3.4
15	AMETEPE, James	4-0	28	7.0	5-13	.385	0-0	.000	2-2	1.000	3	4	7	1.8	7	0	1	2	1	2	12	3.0
00	SMITH, Phillip	1-0	4	4.0	0-1	.000	0-1	.000	0-1	.000	0	0	0	0.0	3	0	1	0	0	0	0	0.0
Team											14	12	26					2				
Total.....		7	1400		246-510	.482	70-211	.332	138-212	.651	94	197	291	41.6	140	2	132	110	39	102	700	100.0
Opponents.....		7	1400		194-466	.416	56-183	.306	92-143	.643	100	205	305	43.6	163	-	98	185	27	56	536	76.6

TEAM STATISTICS	FIUM	OPP	Date	Opponent	Score	Att.
SCORING	700	536	11-07-18	WEBBER INTERNATIONAL	w 110-84	877
Points per game	100.0	76.6	11-09-18	JOHNSON & WALES	w 117-47	719
Scoring margin	+23.4	-	11-13-18	MILWAUKEE	w 86-83	773
FIELD GOALS-ATT	246-510	194-466	11-23-18	AVE MARIA	w 104-84	545
Field goal pct	.482	.416	12-13-18	NORTH FLORIDA	w 102-89	622
3 POINT FG-ATT	70-211	56-183	12-18-18	USF	L 73-82	706
3-point FG pct	.332	.306	12-20-18	FLORIDA MEMORIAL	w 108-67	437
3-pt FG made per game	10.0	8.0	* - Conference game			
FREE THROWS-ATT	138-212	92-143				
Free throw pct	.651	.643				
F-Throws made per game	19.7	13.1				
REBOUNDS	291	305				
Rebounds per game	41.6	43.6				
Rebounding margin	-2.0	-				
ASSISTS	132	98				
Assists per game	18.9	14.0				
TURNOVERS	110	185				
Turnovers per game	15.7	26.4				
Turnover margin	+10.7	-				
Assist/turnover ratio	1.2	0.5				
STEALS	102	56				
Steals per game	14.6	8.0				
BLOCKS	39	27				
Blocks per game	5.6	3.9				
ATTENDANCE	4679	0				
Home games-Avg/Game	7-668	0-0				
Neutral site-Avg/Game	-	0-0				

Score by Periods	1st	2nd	Totals
FIU	347	353	700
Opponents	280	256	536



FIU Basketball
FIU Combined Team Statistics (as of Jan 03, 2019)
Away games



RECORD:	OVERALL	HOME	AWAY	NEUTRAL
ALL GAMES	2-3	0-0	2-3	0-0
CONFERENCE	1-0	0-0	1-0	0-0
NON-CONFERENCE	1-3	0-0	1-3	0-0

#	Player	gp-gs	min	avg	Total		3-Point		F-Throw		Rebounds				pf	dq	a	to	blk	stl	pts	avg
					fg-fga	fg%	3fg-fga	3fg%	ft-fa	ft%	off	def	tot	avg								
04	BEARD, JR., Brian	5-5	165	33.0	34-80	.425	11-37	.297	26-36	.722	6	17	23	4.6	15	0	30	16	0	19	105	21.0
03	JACOB, Trejon	5-5	137	27.4	27-56	.482	9-28	.321	3-7	.429	3	20	23	4.6	9	0	2	7	0	7	66	13.2
10	ANDREWS, Devon	5-5	117	23.4	26-50	.520	2-12	.167	6-8	.750	7	16	23	4.6	15	1	5	10	2	8	60	12.0
20	NUNEZ, JR., Willy	5-4	120	24.0	13-51	.255	9-43	.209	7-9	.778	1	7	8	1.6	2	0	4	1	0	2	42	8.4
11	BURWELL, Marcus	3-1	56	18.7	8-24	.333	4-15	.267	3-3	1.000	1	2	3	1.0	7	0	5	2	0	0	23	7.7
05	DAYE, JR., Antonio	5-0	118	23.6	15-28	.536	1-6	.167	6-13	.462	1	8	9	1.8	16	0	12	12	0	9	37	7.4
01	BANKS, Isaiah	5-0	76	15.2	10-27	.370	2-14	.143	4-8	.500	6	3	9	1.8	13	0	4	8	1	5	26	5.2
34	OSAGHAE, Osasumw	3-0	55	18.3	6-8	.750	0-0	.000	1-2	.500	6	19	25	8.3	11	1	2	2	4	0	13	4.3
31	DOUGLAS, Michael	5-0	71	14.2	4-14	.286	3-9	.333	3-6	.500	3	5	8	1.6	12	1	2	3	1	2	14	2.8
22	DIENG, Elhadji	5-5	62	12.4	4-6	.667	0-0	.000	0-3	.000	4	7	11	2.2	18	2	1	5	4	0	8	1.6
15	AMETEPE, James	2-0	4	2.0	1-1	1.000	0-0	.000	0-0	.000	0	0	0	0.0	2	0	0	0	0	0	2	1.0
02	VEIRA, Cordell	2-0	19	9.5	0-3	.000	0-2	.000	0-0	.000	0	0	0	0.0	1	0	3	1	2	1	0	0.0
Team											12	8	20									
Total.....		5	1000		148-348	.425	41-166	.247	59-95	.621	50	112	162	32.4	121	5	70	67	14	53	396	79.2
Opponents.....		5	1000		149-304	.490	32-96	.333	98-144	.681	66	167	233	46.6	93	-	69	94	27	32	428	85.6

TEAM STATISTICS	FIUM	OPP
SCORING	396	428
Points per game	79.2	85.6
Scoring margin	-6.4	-
FIELD GOALS-ATT	148-348	149-304
Field goal pct	.425	.490
3 POINT FG-ATT	41-166	32-96
3-point FG pct	.247	.333
3-pt FG made per game	8.2	6.4
FREE THROWS-ATT	59-95	98-144
Free throw pct	.621	.681
F-Throws made per game	11.8	19.6
REBOUNDS	162	233
Rebounds per game	32.4	46.6
Rebounding margin	-14.2	-
ASSISTS	70	69
Assists per game	14.0	13.8
TURNOVERS	67	94
Turnovers per game	13.4	18.8
Turnover margin	+5.4	-
Assist/turnover ratio	1.0	0.7
STEALS	53	32
Steals per game	10.6	6.4
BLOCKS	14	27
Blocks per game	2.8	5.4
ATTENDANCE	0	23853
Home games-Avg/Game	0-0	5-4771
Neutral site-Avg/Game	-	0-0

Date	Opponent		Score	Att.
11-16-18	at Fordham	L	77-83	500
11-28-18	at FGCU	W	81-80	2832
12-01-18	at Arkansas	L	89-121	13763
12-30-18	at Ohio	L	66-68	3451
* 01/03/19	at Middle Tennessee	W	83-76	3307

* - Conference game

Score by Periods	1st	2nd	Totals
FIU	167	229	396
Opponents	209	219	428



FIU Basketball
FIU Combined Team Statistics (as of Jan 03, 2019)
Neutral site games



RECORD:	OVERALL	HOME	AWAY	NEUTRAL
ALL GAMES	2-0	0-0	0-0	2-0
CONFERENCE	0-0	0-0	0-0	0-0
NON-CONFERENCE	2-0	0-0	0-0	2-0

#	Player	gp-gs	min	avg	Total		3-Point		F-Throw		Rebounds				pf	dq	a	to	blk	stl	pts	avg
					fg-fga	fg%	3fg-fga	3fg%	ft-fa	ft%	off	def	tot	avg								
04	BEARD, JR., Brian	2-2	67	33.5	16-30	.533	3-9	.333	27-38	.711	0	9	9	4.5	5	0	17	5	0	6	62	31.0
10	ANDREWS, Devon	2-2	58	29.0	13-24	.542	1-5	.200	8-12	.667	1	15	16	8.0	3	0	3	3	1	4	35	17.5
34	OSAGHAE, Osasumw	2-0	46	23.0	11-12	.917	0-0	.000	4-7	.571	7	5	12	6.0	9	1	1	2	4	1	26	13.0
20	NUNEZ, JR., Willy	2-1	50	25.0	8-21	.381	6-18	.333	1-2	.500	2	6	8	4.0	0	0	0	2	0	1	23	11.5
01	BANKS, Isaiah	2-0	36	18.0	8-13	.615	2-5	.400	1-5	.200	2	0	2	1.0	5	0	2	1	0	4	19	9.5
03	JACOB, Trejon	2-1	41	20.5	7-14	.500	4-10	.400	1-2	.500	0	7	7	3.5	1	0	1	2	0	1	19	9.5
05	DAYE, JR., Antonio	2-0	40	20.0	2-8	.250	0-0	.000	3-4	.750	2	4	6	3.0	3	0	4	7	0	2	7	3.5
02	VEIRA, Cordell	1-0	6	6.0	1-1	1.000	1-1	1.000	0-0	.000	0	0	0	0.0	0	0	1	1	0	0	3	3.0
31	DOUGLAS, Michael	2-0	19	9.5	2-6	.333	0-1	.000	0-0	.000	3	0	3	1.5	5	0	0	0	0	0	4	2.0
22	DIENG, Elhadji	2-2	13	6.5	1-1	1.000	0-0	.000	0-0	.000	0	1	1	0.5	7	0	1	2	0	0	2	1.0
11	BURWELL, Marcus	2-2	21	10.5	0-4	.000	0-2	.000	0-0	.000	1	3	4	2.0	5	0	2	3	0	0	0	0.0
Team											2	3	5									
Total.....		2	397		69-134	.515	17-51	.333	45-70	.643	20	53	73	36.5	43	1	32	28	5	19	200	100.0
Opponents.....		2	400		64-138	.464	20-59	.339	32-52	.615	32	52	84	42.0	55	-	34	37	6	13	180	90.0

TEAM STATISTICS	FIUM	OPP	Date	Opponent	Score	Att.
SCORING	200	180	11-17-18	vs Columbia	w 98-87	1834
Points per game	100.0	90.0	11-18-18	vs Youngstown St.	w 102-93	123
Scoring margin	+10.0	-	* - Conference game			
FIELD GOALS-ATT	69-134	64-138				
Field goal pct	.515	.464				
3 POINT FG-ATT	17-51	20-59				
3-point FG pct	.333	.339				
3-pt FG made per game	8.5	10.0				
FREE THROWS-ATT	45-70	32-52				
Free throw pct	.643	.615				
F-Throws made per game	22.5	16.0				
REBOUNDS	73	84				
Rebounds per game	36.5	42.0				
Rebounding margin	-5.5	-				
ASSISTS	32	34				
Assists per game	16.0	17.0				
TURNOVERS	28	37				
Turnovers per game	14.0	18.5				
Turnover margin	+4.5	-				
Assist/turnover ratio	1.1	0.9				
STEALS	19	13				
Steals per game	9.5	6.5				
BLOCKS	5	6				
Blocks per game	2.5	3.0				
ATTENDANCE	0	1957				
Home games-Avg/Game	0-0	0-0				
Neutral site-Avg/Game	-	2-978				

Score by Periods	1st	2nd	Totals
FIU	87	113	200
Opponents	89	91	180



FIU Basketball
FIU Combined Team Statistics (as of Jan 03, 2019)
Last five games



RECORD:	OVERALL	HOME	AWAY	NEUTRAL
ALL GAMES	3-2	2-1	1-1	0-0
CONFERENCE	1-0	0-0	1-0	0-0
NON-CONFERENCE	2-2	2-1	0-1	0-0

#	Player	gp-gs	min	avg	Total		3-Point		F-Throw		Rebounds				pf	dq	a	to	blk	stl	pts	avg
					fg-fga	fg%	3fg-fga	3fg%	ft-fa	ft%	off	def	tot	avg								
04	BEARD, JR., Brian	5-5	159	31.8	30-72	.417	9-31	.290	22-26	.846	5	13	18	3.6	12	0	29	25	1	17	91	18.2
03	JACOB, Trejon	5-5	115	23.0	21-43	.488	12-27	.444	6-11	.545	3	18	21	4.2	7	0	4	13	3	8	60	12.0
10	ANDREWS, Devon	5-5	124	24.8	24-48	.500	3-13	.231	9-14	.643	4	13	17	3.4	11	1	5	6	5	11	60	12.0
20	NUNEZ, JR., Willy	5-5	102	20.4	15-42	.357	12-37	.324	11-13	.846	0	6	6	1.2	4	0	6	3	0	2	53	10.6
34	OSAGHAE, Osasumw	5-0	100	20.0	19-28	.679	0-0	.000	11-14	.786	19	22	41	8.2	11	0	2	3	12	4	49	9.8
11	BURWELL, Marcus	5-0	87	17.4	10-32	.313	7-20	.350	4-4	1.000	2	6	8	1.6	12	0	13	4	1	8	31	6.2
01	BANKS, Isaiah	4-0	50	12.5	10-22	.455	1-9	.111	2-3	.667	0	4	4	1.0	8	0	5	4	0	3	23	5.8
05	DAYE, JR., Antonio	5-0	110	22.0	10-20	.500	0-5	.000	8-12	.667	1	8	9	1.8	15	1	11	16	0	13	28	5.6
31	DOUGLAS, Michael	5-0	69	13.8	8-11	.727	3-5	.600	1-1	1.000	3	8	11	2.2	7	0	1	2	0	2	20	4.0
02	VEIRA, Cordell	1-0	8	8.0	0-2	.000	0-2	.000	3-4	.750	0	2	2	2.0	0	0	1	0	0	0	3	3.0
22	DIENG, Elhadji	5-5	67	13.4	5-11	.455	0-0	.000	4-9	.444	7	10	17	3.4	10	0	1	4	1	2	14	2.8
15	AMETEPE, James	1-0	5	5.0	0-0	.000	0-0	.000	0-0	.000	0	0	0	0.0	0	0	1	0	0	1	0	0.0
00	SMITH, Phillip	1-0	4	4.0	0-1	.000	0-1	.000	0-1	.000	0	0	0	0.0	3	0	1	0	0	0	0	0.0
Team											9	9	18									
Total.....		5	1000		152-332	.458	47-150	.313	81-112	.723	53	119	172	34.4	100	2	80	80	23	71	432	86.4
Opponents.....		5	1000		143-318	.450	32-106	.302	64-99	.646	74	141	215	43.0	98	-	70	120	20	45	382	76.4

TEAM STATISTICS	FIUM	OPP	Date	Opponent	Score	Att.
SCORING	432	382	12-13-18	NORTH FLORIDA	w 102-89	622
Points per game	86.4	76.4	12-18-18	USF	L 73-82	706
Scoring margin	+10.0	-	12-20-18	FLORIDA MEMORIAL	w 108-67	437
FIELD GOALS-ATT	152-332	143-318	12-30-18	at Ohio	L 66-68	3451
Field goal pct	.458	.450	* 01/03/19	at Middle Tennessee	w 83-76	3307
3 POINT FG-ATT	47-150	32-106	* - Conference game			
3-point FG pct	.313	.302				
3-pt FG made per game	9.4	6.4				
FREE THROWS-ATT	81-112	64-99				
Free throw pct	.723	.646				
F-Throws made per game	16.2	12.8				
REBOUNDS	172	215				
Rebounds per game	34.4	43.0				
Rebounding margin	-8.6	-				
ASSISTS	80	70				
Assists per game	16.0	14.0				
TURNOVERS	80	120				
Turnovers per game	16.0	24.0				
Turnover margin	+8.0	-				
Assist/turnover ratio	1.0	0.6				
STEALS	71	45				
Steals per game	14.2	9.0				
BLOCKS	23	20				
Blocks per game	4.6	4.0				
ATTENDANCE	1765	6758				
Home games-Avg/Game	3-588	2-3379				
Neutral site-Avg/Game	-	0-0				

Score by Periods	1st	2nd	Totals
FIU	185	247	432
Opponents	184	198	382



FIU Basketball
FIU Team Game-by-Game Comparison (as of Jan 03, 2019)
All games



Opponent	1st	2nd	Score	Mar	Total FG	FG Pct	3-Pointers	3FG Pct	Free Throws	FT Pct	Rebounds	Assist	T/Over	Block	Steal	Fouls
WEBBER INTERNATIONAL	57/42	53/42	110-84	+26	44-85/26-74	.518/.351	9-32/9-36	.281/.250	13-30/23-36	.433/.639	50/52 (2)	21/15	17/26	7/1	16/5	30/22
JOHNSON & WALES	70/27	47/20	117-47	+70	41-78/16-61	.526/.262	14-37/7-33	.378/.212	21-37/8-10	.568/.800	53/38 +15	26/10	10/29	7/4	15/5	12/25
MILWAUKEE	44/50	42/33	86-83	+3	29-73/32-70	.397/.457	10-35/6-18	.286/.333	18-27/13-21	.667/.619	42/50 (8)	16/12	14/22	6/6	10/9	18/23
Fordham	36/39	41/44	77-83	(6)	27-68/21-51	.397/.412	4-28/5-21	.143/.238	19-28/36-43	.679/.837	31/43 (12)	12/4	11/17	1/4	11/3	33/21
Columbia	43/41	55/46	98-87	+11	34-69/29-66	.493/.439	10-27/11-28	.370/.393	20-36/18-29	.556/.621	42/39 +3	16/18	14/14	4/4	9/5	25/27
Youngstown St.	44/48	58/45	102-93	+9	35-65/35-72	.538/.486	7-24/9-31	.292/.290	25-34/14-23	.735/.609	31/45 (14)	16/16	14/23	1/2	10/8	18/28
AVE MARIA	53/48	51/36	104-84	+20	38-75/33-64	.507/.516	9-25/10-22	.360/.455	19-27/8-13	.704/.615	32/45 (13)	16/14	14/32	2/2	15/5	18/24
FGCU	34/41	47/39	81-80	+1	32-64/30-63	.500/.476	12-33/6-18	.364/.333	5-12/14-26	.417/.538	30/45 (15)	15/16	17/19	5/6	9/6	23/15
Arkansas	35/58	54/63	89-121	(32)	31-83/42-69	.373/.609	6-37/13-25	.162/.520	21-34/24-39	.618/.615	43/50 (7)	16/26	14/14	2/11	8/10	27/28
NORTH FLORIDA	50/49	52/40	102-89	+13	36-73/34-73	.493/.466	9-23/6-33	.391/.182	21-28/15-20	.750/.750	41/39 +2	20/19	16/18	6/8	14/9	19/23
USF	27/41	46/41	73-82	(9)	21-53/25-46	.396/.543	5-23/10-14	.217/.714	26-34/22-37	.765/.595	23/37 (14)	14/13	24/33	3/3	14/15	31/28
FLORIDA MEMORIAL	46/23	62/44	108-67	+41	37-73/28-78	.507/.359	14-36/8-27	.389/.296	20-29/3-6	.690/.500	50/44 +6	19/15	15/25	8/3	18/8	12/18
Ohio	31/38	35/30	66-68	(2)	27-65/29-57	.415/.509	7-36/2-12	.194/.167	5-10/8-13	.500/.615	27/44 (17)	13/14	15/23	1/3	18/5	20/11
Middle Tennessee	31/33	52/43	83-76	+7	31-68/27-64	.456/.422	12-32/6-20	.375/.300	9-11/16-23	.818/.696	31/51 (20)	14/9	10/21	5/3	7/8	18/18

Note: Game totals are displayed in the format TEAM/OPPONENT for each category



FIU Basketball
FIU Game-by-Game Highs (as of Jan 03, 2019)
All games



Opponent	Date	Score	Points	Rebounds	Assists	Steals	Blocked shots
WEBBER INTERNATIONAL	11-07-18	110-84	23-ANDREWS, Devon	8-DAYE, JR., Antonio	9-BEARD, JR., Brian	4-BEARD, JR., Brian	2-OSAGHAE, Osasu
JOHNSON & WALES	11-09-18	117-47	20-ANDREWS, Devon	12-OSAGHAE, Osasu	7-BEARD, JR., Brian	4-BEARD, JR., Brian JACOB, Trejon	3-OSAGHAE, Osasu
MILWAUKEE	11-13-18	86-83	19-BEARD, JR., Brian	15-OSAGHAE, Osasu	7-BEARD, JR., Brian	2-ANDREWS, Devon JACOB, Trejon BEARD, JR., Brian	4-OSAGHAE, Osasu
at Fordham	11-16-18	77-83	22-BEARD, JR., Brian	6-BEARD, JR., Brian	7-BEARD, JR., Brian	6-BEARD, JR., Brian	1-OSAGHAE, Osasu
vs Columbia	11-17-18	98-87	26-BEARD, JR., Brian	11-ANDREWS, Devon	10-BEARD, JR., Brian	3-BEARD, JR., Brian BANKS, Isaiah	3-OSAGHAE, Osasu
vs Youngstown St.	11-18-18	102-93	36-BEARD, JR., Brian	5-ANDREWS, Devon	7-BEARD, JR., Brian	3-BEARD, JR., Brian	1-OSAGHAE, Osasu
AVE MARIA	11-23-18	104-84	21-JACOB, Trejon	6-BURWELL, Marcus	6-BEARD, JR., Brian	4-DAYE, JR., Antonio	1-DOUGLAS, Michael JACOB, Trejon
at FGCU	11-28-18	81-80	21-BEARD, JR., Brian	8-ANDREWS, Devon	4-ANDREWS, Devon BEARD, JR., Brian	4-ANDREWS, Devon	2-DIENG, Elhadji VEIRA, Cordell
at Arkansas	12-01-18	89-121	21-BEARD, JR., Brian	8-JACOB, Trejon BEARD, JR., Brian	6-BEARD, JR., Brian	5-BEARD, JR., Brian	1-BANKS, Isaiah DIENG, Elhadji
NORTH FLORIDA	12-13-18	102-89	29-BEARD, JR., Brian	8-BEARD, JR., Brian	6-BEARD, JR., Brian	4-ANDREWS, Devon BEARD, JR., Brian	4-OSAGHAE, Osasu
USF	12-18-18	73-82	13-OSAGHAE, Osasu JACOB, Trejon	5-OSAGHAE, Osasu	5-BURWELL, Marcus	4-BURWELL, Marcus	1-OSAGHAE, Osasu JACOB, Trejon ANDREWS, Devon
FLORIDA MEMORIAL	12-20-18	108-67	22-NUNEZ, JR., Willy	9-OSAGHAE, Osasu	6-BEARD, JR., Brian	4-ANDREWS, Devon	4-OSAGHAE, Osasu
at Ohio	12-30-18	66-68	13-BEARD, JR., Brian	13-OSAGHAE, Osasu	6-BEARD, JR., Brian	5-DAYE, JR., Antonio BEARD, JR., Brian	1-OSAGHAE, Osasu
at Middle Tennessee	01/03/19	83-76	28-BEARD, JR., Brian	7-JACOB, Trejon OSAGHAE, Osasum	7-BEARD, JR., Brian	2-BEARD, JR., Brian JACOB, Trejon DAYE, JR., Antonio	2-OSAGHAE, Osasu ANDREWS, Devon



FIU Basketball
FIU Team High/Low Analysis (as of Jan 03, 2019)
All games



FIU - TEAM GAME HIGHS

POINTS	117	JOHNSON & WALES (11-09-18)
	110	WEBBER INTERNATIONAL (11-07-18)
	108	FLORIDA MEMORIAL (12-20-18)
	104	AVE MARIA (11-23-18)
	102	NORTH FLORIDA (12-13-18)
	102	vs Youngstown St. (11-18-18)
FIELD GOALS MADE	44	WEBBER INTERNATIONAL (11-07-18)
	41	JOHNSON & WALES (11-09-18)
FIELD GOAL ATTEMPTS	85	WEBBER INTERNATIONAL (11-07-18)
	83	at Arkansas (12-01-18)
FIELD GOAL PERCENTAGE	.538 (35-65)	vs Youngstown St. (11-18-18)
	.526 (41-78)	JOHNSON & WALES (11-09-18)
3 PT FIELD GOALS MADE	14	FLORIDA MEMORIAL (12-20-18)
	14	JOHNSON & WALES (11-09-18)
3 PT FG ATTEMPTS	37	at Arkansas (12-01-18)
	37	JOHNSON & WALES (11-09-18)
3 PT FG PERCENTAGE	.391 (9-23)	NORTH FLORIDA (12-13-18)
	.389 (14-36)	FLORIDA MEMORIAL (12-20-18)
FREE THROWS MADE	26	USF (12-18-18)
	25	vs Youngstown St. (11-18-18)
FREE THROW ATTEMPTS	37	JOHNSON & WALES (11-09-18)
	36	vs Columbia (11-17-18)
FREE THROW PERCENTAGE	.818 (9-11)	at Middle Tennessee (01/03/19)
	.765 (26-34)	USF (12-18-18)
REBOUNDS	53	JOHNSON & WALES (11-09-18)
	50	FLORIDA MEMORIAL (12-20-18)
	50	WEBBER INTERNATIONAL (11-07-18)
ASSISTS	26	JOHNSON & WALES (11-09-18)
	21	WEBBER INTERNATIONAL (11-07-18)
STEALS	18	at Ohio (12-30-18)
	18	FLORIDA MEMORIAL (12-20-18)
BLOCKED SHOTS	8	FLORIDA MEMORIAL (12-20-18)
	7	JOHNSON & WALES (11-09-18)
	7	WEBBER INTERNATIONAL (11-07-18)
TURNOVERS	24	USF (12-18-18)
	17	at FGCU (11-28-18)
	17	WEBBER INTERNATIONAL (11-07-18)
FOULS	33	at Fordham (11-16-18)
	31	USF (12-18-18)



FIU Basketball
FIU High/Low Analysis (as of Jan 03, 2019)
All games

Opponent - GAME HIGHS

POINTS	121	at Arkansas (12-01-18)
	93	vs Youngstown St. (11-18-18)
	89	NORTH FLORIDA (12-13-18)
	87	vs Columbia (11-17-18)
	84	AVE MARIA (11-23-18)
	84	WEBBER INTERNATIONAL (11-07-18)
FIELD GOALS MADE	42	at Arkansas (12-01-18)
	35	vs Youngstown St. (11-18-18)
FIELD GOAL ATTEMPTS	78	FLORIDA MEMORIAL (12-20-18)
	74	WEBBER INTERNATIONAL (11-07-18)
FIELD GOAL PERCENTAGE	.609 (42-69)	at Arkansas (12-01-18)
	.543 (25-46)	USF (12-18-18)
3 PT FIELD GOALS MADE	13	at Arkansas (12-01-18)
	11	vs Columbia (11-17-18)
3 PT FG ATTEMPTS	36	WEBBER INTERNATIONAL (11-07-18)
	33	NORTH FLORIDA (12-13-18)
	33	JOHNSON & WALES (11-09-18)
3 PT FG PERCENTAGE	.714 (10-14)	USF (12-18-18)
	.520 (13-25)	at Arkansas (12-01-18)
FREE THROWS MADE	36	at Fordham (11-16-18)
	24	at Arkansas (12-01-18)
FREE THROW ATTEMPTS	43	at Fordham (11-16-18)
	39	at Arkansas (12-01-18)
FREE THROW PERCENTAGE	.837 (36-43)	at Fordham (11-16-18)
	.800 (8-10)	JOHNSON & WALES (11-09-18)
REBOUNDS	52	WEBBER INTERNATIONAL (11-07-18)
	51	at Middle Tennessee (01/03/19)
ASSISTS	26	at Arkansas (12-01-18)
	19	NORTH FLORIDA (12-13-18)
STEALS	15	USF (12-18-18)
	10	at Arkansas (12-01-18)
BLOCKED SHOTS	11	at Arkansas (12-01-18)
	8	NORTH FLORIDA (12-13-18)
TURNOVERS	33	USF (12-18-18)
	32	AVE MARIA (11-23-18)
FOULS	28	USF (12-18-18)
	28	at Arkansas (12-01-18)
	28	vs Youngstown St. (11-18-18)



FIU Basketball
FIU High/Low Analysis (as of Jan 03, 2019)
All games

FIU - GAME LOWS

POINTS	66		at Ohio (12-30-18)
	73		USF (12-18-18)
	77		at Fordham (11-16-18)
	81		at FGCU (11-28-18)
	83		at Middle Tennessee (01/03/19)
FIELD GOALS MADE	21		USF (12-18-18)
	27		at Fordham (11-16-18)
	27		at Ohio (12-30-18)
FIELD GOAL ATTEMPTS	53		USF (12-18-18)
	64		at FGCU (11-28-18)
FIELD GOAL PERCENTAGE	.373	(31-83)	at Arkansas (12-01-18)
	.396	(21-53)	USF (12-18-18)
3 PT FIELD GOALS MADE	4		at Fordham (11-16-18)
	5		USF (12-18-18)
3 PT FG ATTEMPTS	23		NORTH FLORIDA (12-13-18)
	23		USF (12-18-18)
3 PT FG PERCENTAGE	.143	(4-28)	at Fordham (11-16-18)
	.162	(6-37)	at Arkansas (12-01-18)
FREE THROWS MADE	5		at FGCU (11-28-18)
	5		at Ohio (12-30-18)
FREE THROW ATTEMPTS	10		at Ohio (12-30-18)
	11		at Middle Tennessee (01/03/19)
FREE THROW PERCENTAGE	.417	(5-12)	at FGCU (11-28-18)
	.433	(13-30)	WEBBER INTERNATIONAL (11-07-18)
REBOUNDS	23		USF (12-18-18)
	27		at Ohio (12-30-18)
ASSISTS	12		at Fordham (11-16-18)
	13		at Ohio (12-30-18)
STEALS	7		at Middle Tennessee (01/03/19)
	8		at Arkansas (12-01-18)
BLOCKED SHOTS	1		at Fordham (11-16-18)
	1		vs Youngstown St. (11-18-18)
	1		at Ohio (12-30-18)
TURNOVERS	10		JOHNSON & WALES (11-09-18)
	10		at Middle Tennessee (01/03/19)
FOULS	12		JOHNSON & WALES (11-09-18)
	12		FLORIDA MEMORIAL (12-20-18)



FIU Basketball
FIU High/Low Analysis (as of Jan 03, 2019)
All games



Opponent - GAME LOWS

POINTS	47		JOHNSON & WALES (11-09-18)
	67		FLORIDA MEMORIAL (12-20-18)
	68		at Ohio (12-30-18)
	76		at Middle Tennessee (01/03/19)
	80		at FGCU (11-28-18)
FIELD GOALS MADE	16		JOHNSON & WALES (11-09-18)
	21		at Fordham (11-16-18)
FIELD GOAL ATTEMPTS	46		USF (12-18-18)
	51		at Fordham (11-16-18)
FIELD GOAL PERCENTAGE	.262	(16-61)	JOHNSON & WALES (11-09-18)
	.351	(26-74)	WEBBER INTERNATIONAL (11-07-18)
3 PT FIELD GOALS MADE	2		at Ohio (12-30-18)
	5		at Fordham (11-16-18)
3 PT FG ATTEMPTS	12		at Ohio (12-30-18)
	14		USF (12-18-18)
3 PT FG PERCENTAGE	.167	(2-12)	at Ohio (12-30-18)
	.182	(6-33)	NORTH FLORIDA (12-13-18)
FREE THROWS MADE	3		FLORIDA MEMORIAL (12-20-18)
	8		JOHNSON & WALES (11-09-18)
	8		AVE MARIA (11-23-18)
	8		at Ohio (12-30-18)
FREE THROW ATTEMPTS	6		FLORIDA MEMORIAL (12-20-18)
	10		JOHNSON & WALES (11-09-18)
FREE THROW PERCENTAGE	.500	(3-6)	FLORIDA MEMORIAL (12-20-18)
	.538	(14-26)	at FGCU (11-28-18)
REBOUNDS	37		USF (12-18-18)
	38		JOHNSON & WALES (11-09-18)
ASSISTS	4		at Fordham (11-16-18)
	9		at Middle Tennessee (01/03/19)
STEALS	3		at Fordham (11-16-18)
	5		WEBBER INTERNATIONAL (11-07-18)
	5		JOHNSON & WALES (11-09-18)
	5		vs Columbia (11-17-18)
	5		AVE MARIA (11-23-18)
	5		at Ohio (12-30-18)
BLOCKED SHOTS	1		WEBBER INTERNATIONAL (11-07-18)
	2		vs Youngstown St. (11-18-18)
	2		AVE MARIA (11-23-18)
TURNOVERS	14		vs Columbia (11-17-18)
	14		at Arkansas (12-01-18)
FOULS	11		at Ohio (12-30-18)
	15		at FGCU (11-28-18)



FIU Basketball
FIU Individual Game-by-Game (as of Jan 03, 2019)
All games



#00 SMITH, Phillip

Opponent	Date	gs	min	Total		3-Pointers		Free throws		Rebounds				pf	a	t/o	blk	stl	pts	avg
				fg-fga	pct	3fg-fga	pct	ft-fa	pct	off	def	tot	avg							
WEBBER INTERNATIONA	11-07-18		dnp	-	-	-	-	-	-	-	-	-	-	-	-	-	-	-	-	-
JOHNSON & WALES	11-09-18		dnp	-	-	-	-	-	-	-	-	-	-	-	-	-	-	-	-	-
MILWAUKEE	11-13-18		dnp	-	-	-	-	-	-	-	-	-	-	-	-	-	-	-	-	-
AVE MARIA	11-23-18		dnp	-	-	-	-	-	-	-	-	-	-	-	-	-	-	-	-	-
at FGCU	11-28-18		dnp	-	-	-	-	-	-	-	-	-	-	-	-	-	-	-	-	-
at Arkansas	12-01-18		dnp	-	-	-	-	-	-	-	-	-	-	-	-	-	-	-	-	-
NORTH FLORIDA	12-13-18		dnp	-	-	-	-	-	-	-	-	-	-	-	-	-	-	-	-	-
USF	12-18-18		dnp	-	-	-	-	-	-	-	-	-	-	-	-	-	-	-	-	-
FLORIDA MEMORIAL	12-20-18	4		0-1	.000	0-1	.000	0-1	.000	0	0	0	0.0	3	1	0	0	0	0	0.0
at Middle Tennessee	01/03/19		dnp	-	-	-	-	-	-	-	-	-	-	-	-	-	-	-	-	-
Totals		0	4	0-1	.000	0-1	.000	0-1	.000	0	0	0	0.0	3	1	0	0	0	0	0.0

Games played: 1
Minutes/game: 4.0
FG Pct: 0.0
3FG Pct: 0.0
FT Pct: 0.0

Assists/game: 1.0
Assist/turnover ratio: 99.9

#01 BANKS, Isaiah

Opponent	Date	gs	min	Total		3-Pointers		Free throws		Rebounds				pf	a	t/o	blk	stl	pts	avg
				fg-fga	pct	3fg-fga	pct	ft-fa	pct	off	def	tot	avg							
WEBBER INTERNATIONA	11-07-18	23		7-11	.636	0-4	.000	0-4	.000	3	2	5	5.0	3	1	1	0	1	14	14.0
JOHNSON & WALES	11-09-18	18		4-6	.667	2-4	.500	2-3	.667	0	3	3	4.0	2	1	1	0	3	12	13.0
MILWAUKEE	11-13-18	9		0-4	.000	0-4	.000	0-0	.000	1	0	1	3.0	0	1	1	0	1	0	8.7
at Fordham	11-16-18	15		3-6	.500	1-3	.333	0-0	.000	1	0	1	2.5	4	1	2	0	2	7	8.3
vs Columbia	11-17-18	18		6-9	.667	1-3	.333	0-3	.000	1	0	1	2.2	3	0	0	0	3	13	9.2
vs Youngstown St.	11-18-18	18		2-4	.500	1-2	.500	1-2	.500	1	0	1	2.0	2	2	1	0	1	6	8.7
AVE MARIA	11-23-18	21		3-7	.429	0-2	.000	0-1	.000	0	0	0	1.7	3	0	1	0	1	6	8.3
at FGCU	11-28-18	20		2-4	.500	1-2	.500	0-0	.000	0	0	0	1.5	3	1	3	0	2	5	7.9
at Arkansas	12-01-18	23		4-10	.400	0-5	.000	3-7	.429	5	1	6	2.0	3	1	1	1	0	11	8.2
NORTH FLORIDA	12-13-18	21		4-8	.500	1-3	.333	1-2	.500	0	1	1	1.9	4	3	1	0	0	10	8.4
USF	12-18-18	dnp		-	-	-	-	-	-	-	-	-	-	-	-	-	-	-	-	-
FLORIDA MEMORIAL	12-20-18	11		5-7	.714	0-2	.000	0-0	.000	0	1	1	1.8	1	1	1	0	2	10	8.5
at Ohio	12-30-18	7		0-3	.000	0-3	.000	0-0	.000	0	0	0	1.7	1	1	1	0	0	0	7.8
at Middle Tennessee	01/03/19	11		1-4	.250	0-1	.000	1-1	1.000	0	2	2	1.7	2	0	1	0	1	3	7.5
Totals		0	215	41-83	.494	7-38	.184	8-23	.348	12	10	22	1.7	31	13	15	1	17	97	7.5

Games played: 13
Minutes/game: 16.5
Points/game: 7.5
FG Pct: 49.4
3FG Pct: 18.4
FT Pct: 34.8

Rebounds/game: 1.7
Assists/game: 1.0
Turnovers/game: 1.2
Assist/turnover ratio: 0.9
Steals/game: 1.3
Blocks/game: 0.1



FIU Basketball
FIU Individual Game-by-Game (as of Jan 03, 2019)
All games

#02 VEIRA, Cordell

Opponent	Date	gs	min	Total		3-Pointers		Free throws		Rebounds				pf	a	t/o	blk	stl	pts	avg
				fg-fga	pct	3fg-fga	pct	ft-fa	pct	off	def	tot	avg							
WEBBER INTERNATIONAL	11-07-18		13	1-2	.500	0-1	.000	1-2	.500	0	4	4	4.0	3	1	2	1	1	3	3.0
JOHNSON & WALES	11-09-18		16	2-4	.500	1-3	.333	0-0	.000	0	4	4	4.0	0	1	0	1	0	5	4.0
MILWAUKEE	11-13-18		dnp	-	-	-	-	-	-	-	-	-	-	-	-	-	-	-	-	-
vs Columbia	11-17-18		6	1-1	1.000	1-1	1.000	0-0	.000	0	0	0	2.7	0	1	1	0	0	3	3.7
AVE MARIA	11-23-18		10	2-2	1.000	0-0	.000	0-0	.000	1	0	1	2.3	1	0	1	0	0	4	3.8
at FGCU	11-28-18		9	0-0	.000	0-0	.000	0-0	.000	0	0	0	1.8	0	1	0	2	0	0	3.0
at Arkansas	12-01-18		10	0-3	.000	0-2	.000	0-0	.000	0	0	0	1.5	1	2	1	0	1	0	2.5
NORTH FLORIDA	12-13-18		dnp	-	-	-	-	-	-	-	-	-	-	-	-	-	-	-	-	-
USF	12-18-18		dnp	-	-	-	-	-	-	-	-	-	-	-	-	-	-	-	-	-
FLORIDA MEMORIAL	12-20-18		8	0-2	.000	0-2	.000	3-4	.750	0	2	2	1.6	0	1	0	0	0	3	2.6
at Middle Tennessee	01/03/19		dnp	-	-	-	-	-	-	-	-	-	-	-	-	-	-	-	-	-
Totals		0	72	6-14	.429	2-9	.222	4-6	.667	1	10	11	1.6	5	7	5	4	2	18	2.6

Games played: 7
Minutes/game: 10.3
Points/game: 2.6
FG Pct: 42.9
3FG Pct: 22.2
FT Pct: 66.7

Rebounds/game: 1.6
Assists/game: 1.0
Turnovers/game: 0.7
Assist/turnover ratio: 1.4
Steals/game: 0.3
Blocks/game: 0.6

#03 JACOB, Trejon

Opponent	Date	gs	min	Total		3-Pointers		Free throws		Rebounds				pf	a	t/o	blk	stl	pts	avg
				fg-fga	pct	3fg-fga	pct	ft-fa	pct	off	def	tot	avg							
WEBBER INTERNATIONAL	11-07-18	*	19	7-12	.583	4-7	.571	1-3	.333	0	3	3	3.0	2	0	1	1	1	19	19.0
JOHNSON & WALES	11-09-18	*	17	2-7	.286	0-4	.000	2-3	.667	2	1	3	3.0	1	1	2	0	4	6	12.5
MILWAUKEE	11-13-18	*	17	2-7	.286	0-3	.000	0-0	.000	1	4	5	3.7	2	1	0	0	2	4	9.7
at Fordham	11-16-18	*	26	3-7	.429	0-3	.000	1-2	.500	0	5	5	4.0	3	0	1	0	0	7	9.0
vs Columbia	11-17-18	*	27	4-9	.444	2-6	.333	1-2	.500	0	6	6	4.4	0	1	2	0	1	11	9.4
vs Youngstown St.	11-18-18		14	3-5	.600	2-4	.500	0-0	.000	0	1	1	3.8	1	0	0	0	0	8	9.2
AVE MARIA	11-23-18	*	24	8-11	.727	5-7	.714	0-0	.000	1	3	4	3.9	1	0	0	1	3	21	10.9
at FGCU	11-28-18	*	26	6-14	.429	1-6	.167	0-0	.000	1	1	2	3.6	3	0	1	0	1	13	11.1
at Arkansas	12-01-18	*	36	9-18	.500	2-6	.333	0-1	.000	2	6	8	4.1	0	2	1	0	0	20	12.1
NORTH FLORIDA	12-13-18	*	24	4-7	.571	2-3	.667	1-2	.500	0	5	5	4.2	1	2	2	1	1	11	12.0
USF	12-18-18	*	24	4-11	.364	2-7	.286	3-4	.750	0	4	4	4.2	3	2	3	1	0	13	12.1
FLORIDA MEMORIAL	12-20-18	*	18	4-8	.500	2-4	.500	0-1	.000	3	1	4	4.2	0	0	4	1	1	10	11.9
at Ohio	12-30-18	*	22	3-8	.375	0-4	.000	0-2	.000	0	1	1	3.9	1	0	1	0	4	6	11.5
at Middle Tennessee	01/03/19	*	27	6-9	.667	6-9	.667	2-2	1.000	0	7	7	4.1	2	0	3	0	2	20	12.1
Totals		13	321	65-133	.489	28-73	.384	11-22	.500	10	48	58	4.1	20	9	21	5	20	169	12.1

Games played: 14
Minutes/game: 22.9
Points/game: 12.1
FG Pct: 48.9
3FG Pct: 38.4
FT Pct: 50.0

Rebounds/game: 4.1
Assists/game: 0.6
Turnovers/game: 1.5
Assist/turnover ratio: 0.4
Steals/game: 1.4
Blocks/game: 0.4



FIU Basketball
FIU Individual Game-by-Game (as of Jan 03, 2019)
All games

#04 BEARD, JR., Brian

Opponent	Date	gs	min	Total		3-Pointers		Free throws		Rebounds				pf	a	t/o	blk	stl	pts	avg	
				fg-fga	pct	3fg-fga	pct	ft-fa	pct	off	def	tot	avg								
WEBBER INTERNATIONAL	11-07-18	*	26	8-15	.533	2-6	.333	2-6	.333	0	6	6	6.0	1	9	3	0	4	20	20.0	
JOHNSON & WALES	11-09-18	*	22	4-8	.500	3-4	.750	3-4	.750	0	3	3	4.5	1	7	1	0	4	14	17.0	
MILWAUKEE	11-13-18	*	35	6-16	.375	1-6	.167	6-9	.667	0	1	1	3.3	3	7	3	0	2	19	17.7	
at Fordham	11-16-18	*	38	7-14	.500	0-3	.000	8-12	.667	1	5	6	4.0	4	7	2	0	6	22	18.8	
vs Columbia	11-17-18	*	33	7-17	.412	1-4	.250	11-18	.611	0	6	6	4.4	2	10	3	0	3	26	20.2	
vs Youngstown St.	11-18-18	*	34	9-13	.692	2-5	.400	16-20	.800	0	3	3	4.2	3	7	2	0	3	36	22.8	
AVE MARIA	11-23-18	*	29	7-13	.538	0-4	.000	4-4	1.000	0	0	0	3.6	0	6	2	0	3	18	22.1	
at FGCU	11-28-18	*	24	8-15	.533	4-7	.571	1-3	.333	2	4	6	3.9	4	4	4	0	1	21	22.0	
at Arkansas	12-01-18	*	32	5-15	.333	1-7	.143	10-12	.833	3	5	8	4.3	4	6	1	0	5	21	21.9	
NORTH FLORIDA	12-13-18	*	33	9-19	.474	1-5	.200	10-12	.833	2	6	8	4.7	2	6	5	0	4	29	22.6	
USF	12-18-18	*	30	0-8	.000	0-2	.000	4-4	1.000	2	2	4	4.6	4	4	9	0	3	4	20.9	
FLORIDA MEMORIAL	12-20-18	*	25	7-9	.778	2-4	.500	1-1	1.000	1	2	3	4.5	3	6	2	1	3	17	20.6	
at Ohio	12-30-18	*	33	5-13	.385	1-7	.143	2-2	1.000	0	2	2	4.3	3	6	6	0	5	13	20.0	
at Middle Tennessee	01/03/19	*	38	9-23	.391	5-13	.385	5-7	.714	0	1	1	4.1	0	7	3	0	2	28	20.6	
Totals			14	432	91-198	.460	23-77	.299	83-114	.728	11	46	57	4.1	34	92	46	1	48	288	20.6

Games played: 14
Minutes/game: 30.9
Points/game: 20.6
FG Pct: 46.0
3FG Pct: 29.9
FT Pct: 72.8

Rebounds/game: 4.1
Assists/game: 6.6
Turnovers/game: 3.3
Assist/turnover ratio: 2.0
Steals/game: 3.4
Blocks/game: 0.1

#05 DAYE, JR., Antonio

Opponent	Date	gs	min	Total		3-Pointers		Free throws		Rebounds				pf	a	t/o	blk	stl	pts	avg
				fg-fga	pct	3fg-fga	pct	ft-fa	pct	off	def	tot	avg							
WEBBER INTERNATIONAL	11-07-18		18	6-11	.545	0-1	.000	2-3	.667	1	7	8	8.0	4	3	2	0	2	14	14.0
JOHNSON & WALES	11-09-18		20	4-8	.500	0-1	.000	4-7	.571	2	3	5	6.5	3	4	3	0	1	12	13.0
MILWAUKEE	11-13-18		18	1-4	.250	0-1	.000	1-2	.500	0	3	3	5.3	4	3	3	0	1	3	9.7
at Fordham	11-16-18		18	0-4	.000	0-1	.000	0-2	.000	0	0	0	4.0	3	1	1	0	1	0	7.3
vs Columbia	11-17-18		15	0-2	.000	0-0	.000	1-2	.500	2	2	4	4.0	2	1	3	0	0	1	6.0
vs Youngstown St.	11-18-18		25	2-6	.333	0-0	.000	2-2	1.000	0	2	2	3.7	1	3	4	0	2	6	6.0
AVE MARIA	11-23-18		22	4-8	.500	0-0	.000	8-11	.727	0	3	3	3.6	1	3	2	0	4	16	7.4
at FGCU	11-28-18		23	3-4	.750	1-2	.500	0-0	.000	0	3	3	3.5	3	3	4	0	1	7	7.4
at Arkansas	12-01-18		26	5-10	.500	0-1	.000	5-10	.500	1	2	3	3.4	3	2	4	0	0	15	8.2
NORTH FLORIDA	12-13-18		13	0-3	.000	0-1	.000	0-0	.000	1	0	1	3.2	3	2	3	0	1	0	7.4
USF	12-18-18		23	3-4	.750	0-0	.000	3-4	.750	0	0	0	2.9	5	1	6	0	3	9	7.5
FLORIDA MEMORIAL	12-20-18		23	0-3	.000	0-2	.000	4-7	.571	0	5	5	3.1	0	2	4	0	2	4	7.3
at Ohio	12-30-18		22	2-3	.667	0-1	.000	0-0	.000	0	1	1	2.9	3	3	2	0	5	4	7.0
at Middle Tennessee	01/03/19		29	5-7	.714	0-1	.000	1-1	1.000	0	2	2	2.9	4	3	1	0	2	11	7.3
Totals		0	295	35-77	.455	1-12	.083	31-51	.608	7	33	40	2.9	39	34	42	0	25	102	7.3

Games played: 14
Minutes/game: 21.1
Points/game: 7.3
FG Pct: 45.5
3FG Pct: 8.3
FT Pct: 60.8

Rebounds/game: 2.9
Assists/game: 2.4
Turnovers/game: 3.0
Assist/turnover ratio: 0.8
Steals/game: 1.8



FIU Basketball
FIU Individual Game-by-Game (as of Jan 03, 2019)
All games

#10 ANDREWS, Devon

Opponent	Date	gs	min	Total		3-Pointers		Free throws		Rebounds				pf	a	t/o	blk	stl	pts	avg	
				fg-fga	pct	3fg-fga	pct	ft-fa	pct	off	def	tot	avg								
WEBBER INTERNATIONAL	11-07-18	*	22	9-13	.692	2-2	1.000	3-5	.600	4	1	5	5.0	1	4	3	1	1	23	23.0	
JOHNSON & WALES	11-09-18	*	15	8-8	1.000	2-2	1.000	2-4	.500	1	1	2	3.5	0	0	1	0	1	20	21.5	
MILWAUKEE	11-13-18	*	29	6-9	.667	2-3	.667	3-5	.600	0	6	6	4.3	0	0	1	0	2	17	20.0	
at Fordham	11-16-18	*	17	7-9	.778	1-2	.500	3-4	.750	2	3	5	4.5	5	0	1	0	1	18	19.5	
vs Columbia	11-17-18	*	28	6-12	.500	1-2	.500	4-4	1.000	0	11	11	5.8	3	2	2	1	2	17	19.0	
vs Youngstown St.	11-18-18	*	30	7-12	.583	0-3	.000	4-8	.500	1	4	5	5.7	0	1	1	0	2	18	18.8	
AVE MARIA	11-23-18		dnp	-	-	-	-	-	-	-	-	-	-	-	-	-	-	-	-	-	
at FGCU	11-28-18	*	31	6-11	.545	1-3	.333	2-2	1.000	3	5	8	6.0	3	4	4	0	4	15	18.3	
at Arkansas	12-01-18	*	16	2-7	.286	0-1	.000	0-0	.000	1	2	3	5.6	4	1	1	0	1	4	16.5	
NORTH FLORIDA	12-13-18	*	23	3-7	.429	1-2	.500	1-2	.500	0	3	3	5.3	3	2	1	1	4	8	15.6	
USF	12-18-18	*	27	3-8	.375	0-2	.000	4-6	.667	0	1	1	4.9	5	1	1	1	1	10	15.0	
FLORIDA MEMORIAL	12-20-18	*	21	7-10	.700	2-3	.667	3-4	.750	3	3	6	5.0	0	2	0	1	4	19	15.4	
at Ohio	12-30-18	*	28	5-12	.417	0-3	.000	1-2	.500	0	5	5	5.0	3	0	3	0	2	11	15.0	
at Middle Tennessee	01/03/19	*	25	6-11	.545	0-3	.000	0-0	.000	1	1	2	4.8	0	0	1	2	0	12	14.8	
Totals			13	312	75-129	.581	12-31	.387	30-46	.652	16	46	62	4.8	27	17	20	7	25	192	14.8

Games played: 13
Minutes/game: 24.0
Points/game: 14.8
FG Pct: 58.1
3FG Pct: 38.7
FT Pct: 65.2

Rebounds/game: 4.8
Assists/game: 1.3
Turnovers/game: 1.5
Assist/turnover ratio: 0.9
Steals/game: 1.9
Blocks/game: 0.5

#11 BURWELL, Marcus

Opponent	Date	gs	min	Total		3-Pointers		Free throws		Rebounds				pf	a	t/o	blk	stl	pts	avg	
				fg-fga	pct	3fg-fga	pct	ft-fa	pct	off	def	tot	avg								
WEBBER INTERNATIONAL	11-07-18	*	20	3-7	.429	0-3	.000	3-4	.750	0	2	2	2.0	3	1	1	0	2	9	9.0	
JOHNSON & WALES	11-09-18	*	20	4-11	.364	1-6	.167	1-2	.500	0	3	3	2.5	1	6	1	0	2	10	9.5	
MILWAUKEE	11-13-18	*	27	4-8	.500	2-6	.333	2-4	.500	1	1	2	2.3	2	3	2	0	1	12	10.3	
at Fordham	11-16-18	*	25	5-13	.385	1-7	.143	3-3	1.000	1	1	2	2.3	3	2	1	0	0	14	11.3	
vs Columbia	11-17-18	*	7	0-0	.000	0-0	.000	0-0	.000	0	0	0	1.8	4	0	0	0	0	0	9.0	
vs Youngstown St.	11-18-18	*	14	0-4	.000	0-2	.000	0-0	.000	1	3	4	2.2	1	2	3	0	0	0	7.5	
AVE MARIA	11-23-18	*	23	2-7	.286	0-3	.000	2-3	.667	1	5	6	2.7	0	5	2	0	1	6	7.3	
at FGCU	11-28-18		dnp	-	-	-	-	-	-	-	-	-	-	-	-	-	-	-	-	-	
at Arkansas	12-01-18		dnp	-	-	-	-	-	-	-	-	-	-	-	-	-	-	-	-	-	
NORTH FLORIDA	12-13-18		16	2-6	.333	1-3	.333	0-0	.000	0	2	2	2.6	3	2	2	0	2	5	7.0	
USF	12-18-18		23	2-7	.286	1-5	.200	2-2	1.000	0	0	0	2.3	3	5	1	0	4	7	7.0	
FLORIDA MEMORIAL	12-20-18		17	3-8	.375	2-4	.500	2-2	1.000	2	3	5	2.6	2	3	0	1	2	10	7.3	
at Ohio	12-30-18		14	3-7	.429	3-7	.429	0-0	.000	0	0	0	2.4	2	0	1	0	0	9	7.5	
at Middle Tennessee	01/03/19		17	0-4	.000	0-1	.000	0-0	.000	0	1	1	2.3	2	3	0	0	0	0	6.8	
Totals			7	223	28-82	.341	11-47	.234	15-20	.750	6	21	27	2.3	26	32	14	1	14	82	6.8

Games played: 12
Minutes/game: 18.6
Points/game: 6.8
FG Pct: 34.1
3FG Pct: 23.4
FT Pct: 75.0

Rebounds/game: 2.3
Assists/game: 2.7
Turnovers/game: 1.2
Assist/turnover ratio: 2.3
Steals/game: 1.2
Blocks/game: 0.1



FIU Basketball
FIU Individual Game-by-Game (as of Jan 03, 2019)
All games

#15 AMETEPE, James

Opponent	Date	gs	min	Total		3-Pointers		Free throws		Rebounds				pf	a	t/o	blk	stl	pts	avg
				fg-fga	pct	3fg-fga	pct	ft-fa	pct	off	def	tot	avg							
WEBBER INTERNATIONAL	11-07-18		5	1-2	.500	0-0	.000	0-0	.000	0	0	0	0.0	2	0	0	0	0	2	2.0
JOHNSON & WALES	11-09-18		9	1-4	.250	0-0	.000	0-0	.000	1	1	2	1.0	1	0	0	1	0	2	2.0
MILWAUKEE	11-13-18		dnp	-	-	-	-	-	-	-	-	-	-	-	-	-	-	-	-	-
AVE MARIA	11-23-18		9	3-7	.429	0-0	.000	2-2	1.000	2	3	5	2.3	4	0	2	0	1	8	4.0
at FGCU	11-28-18		1	0-0	.000	0-0	.000	0-0	.000	0	0	0	1.8	0	0	0	0	0	0	3.0
at Arkansas	12-01-18		3	1-1	1.000	0-0	.000	0-0	.000	0	0	0	1.4	2	0	0	0	0	2	2.8
NORTH FLORIDA	12-13-18		dnp	-	-	-	-	-	-	-	-	-	-	-	-	-	-	-	-	-
USF	12-18-18		dnp	-	-	-	-	-	-	-	-	-	-	-	-	-	-	-	-	-
FLORIDA MEMORIAL	12-20-18		5	0-0	.000	0-0	.000	0-0	.000	0	0	0	1.2	0	1	0	0	1	0	2.3
at Middle Tennessee	01/03/19		dnp	-	-	-	-	-	-	-	-	-	-	-	-	-	-	-	-	-
Totals		0	32	6-14	.429	0-0	.000	2-2	1.000	3	4	7	1.2	9	1	2	1	2	14	2.3

Games played: 6
Minutes/game: 5.3
Points/game: 2.3
FG Pct: 42.9
FT Pct: 100.0

Rebounds/game: 1.2
Assists/game: 0.2
Turnovers/game: 0.3
Assist/turnover ratio: 0.5
Steals/game: 0.3
Blocks/game: 0.2

#20 NUNEZ, JR., Willy

Opponent	Date	gs	min	Total		3-Pointers		Free throws		Rebounds				pf	a	t/o	blk	stl	pts	avg
				fg-fga	pct	3fg-fga	pct	ft-fa	pct	off	def	tot	avg							
WEBBER INTERNATIONAL	11-07-18		21	1-7	.143	1-7	.143	1-2	.500	1	6	7	7.0	2	0	3	1	2	4	4.0
JOHNSON & WALES	11-09-18		19	6-10	.600	5-9	.556	2-2	1.000	0	3	3	5.0	0	3	0	0	0	19	11.5
MILWAUKEE	11-13-18		26	3-10	.300	3-8	.375	2-2	1.000	0	3	3	4.3	3	1	1	1	1	11	11.3
at Fordham	11-16-18		30	1-10	.100	1-7	.143	4-5	.800	1	3	4	4.3	0	0	1	0	1	7	10.3
vs Columbia	11-17-18		27	5-12	.417	4-11	.364	1-2	.500	2	3	5	4.4	0	0	1	0	0	15	11.2
vs Youngstown St.	11-18-18	*	23	3-9	.333	2-7	.286	0-0	.000	0	3	3	4.2	0	0	1	0	1	8	10.7
AVE MARIA	11-23-18	*	28	5-9	.556	4-7	.571	2-2	1.000	0	1	1	3.7	1	2	1	0	2	16	11.4
at FGCU	11-28-18	*	27	5-13	.385	4-12	.333	0-0	.000	0	1	1	3.4	1	2	0	0	0	14	11.8
at Arkansas	12-01-18	*	28	4-14	.286	3-13	.231	2-2	1.000	0	2	2	3.2	0	0	0	0	0	13	11.9
NORTH FLORIDA	12-13-18	*	25	3-7	.429	3-6	.500	4-5	.800	0	1	1	3.0	0	2	1	0	0	13	12.0
USF	12-18-18	*	23	2-7	.286	2-7	.286	4-4	1.000	0	3	3	3.0	3	1	1	0	1	10	11.8
FLORIDA MEMORIAL	12-20-18	*	19	7-14	.500	6-13	.462	2-2	1.000	0	1	1	2.8	0	1	1	0	0	22	12.7
at Ohio	12-30-18	*	27	3-10	.300	1-8	.125	1-2	.500	0	1	1	2.7	1	2	0	0	1	8	12.3
at Middle Tennessee	01/03/19	*	8	0-4	.000	0-3	.000	0-0	.000	0	0	0	2.5	0	0	0	0	0	0	11.4
Totals		9	331	48-136	.353	39-118	.331	25-30	.833	4	31	35	2.5	11	14	11	2	9	160	11.4

Games played: 14
Minutes/game: 23.6
Points/game: 11.4
FG Pct: 35.3
3FG Pct: 33.1
FT Pct: 83.3

Rebounds/game: 2.5
Assists/game: 1.0
Turnovers/game: 0.8
Assist/turnover ratio: 1.3
Steals/game: 0.6
Blocks/game: 0.1



FIU Basketball
FIU Individual Game-by-Game (as of Jan 03, 2019)
All games

#22 DIENG, Elhadji

Opponent	Date	gs	min	Total		3-Pointers		Free throws		Rebounds				pf	a	t/o	blk	stl	pts	avg	
				fg-fga	pct	3fg-fga	pct	ft-fa	pct	off	def	tot	avg								
WEBBER INTERNATIONAL	11-07-18	*	10	0-0	.000	0-0	.000	0-1	.000	0	2	2	2.0	1	1	0	1	0	0	0.0	
JOHNSON & WALES	11-09-18	*	9	1-1	1.000	0-0	.000	2-6	.333	1	1	2	2.0	1	0	0	0	0	4	2.0	
MILWAUKEE	11-13-18	*	14	0-0	.000	0-0	.000	2-2	1.000	0	1	1	1.7	1	0	0	1	0	2	2.0	
at Fordham	11-16-18	*	14	0-0	.000	0-0	.000	0-0	.000	1	1	2	1.8	5	1	1	0	0	0	1.5	
vs Columbia	11-17-18	*	7	0-0	.000	0-0	.000	0-0	.000	0	0	0	1.4	4	0	1	0	0	0	1.2	
vs Youngstown St.	11-18-18	*	6	1-1	1.000	0-0	.000	0-0	.000	0	1	1	1.3	3	1	1	0	0	2	1.3	
AVE MARIA	11-23-18	*	11	3-5	.600	0-0	.000	1-3	.333	2	3	5	1.9	4	0	1	0	0	7	2.1	
at FGCU	11-28-18	*	19	2-2	1.000	0-0	.000	0-3	.000	1	1	2	1.9	3	0	0	2	0	4	2.4	
at Arkansas	12-01-18	*	11	1-2	.500	0-0	.000	0-0	.000	2	1	3	2.0	5	0	3	1	0	2	2.3	
NORTH FLORIDA	12-13-18	*	14	3-5	.600	0-0	.000	2-3	.667	3	3	6	2.4	2	0	1	0	1	8	2.9	
USF	12-18-18	*	18	1-2	.500	0-0	.000	1-4	.250	2	1	3	2.5	1	0	1	0	0	3	2.9	
FLORIDA MEMORIAL	12-20-18	*	17	0-2	.000	0-0	.000	1-2	.500	2	2	4	2.6	2	1	1	0	1	1	2.8	
at Ohio	12-30-18	*	9	0-1	.000	0-0	.000	0-0	.000	0	1	1	2.5	2	0	1	0	0	0	2.5	
at Middle Tennessee	01/03/19	*	9	1-1	1.000	0-0	.000	0-0	.000	0	3	3	2.5	3	0	0	1	0	2	2.5	
Totals			14	168	13-22	.591	0-0	.000	9-24	.375	14	21	35	2.5	37	4	11	6	2	35	2.5

Games played: 14
Minutes/game: 12.0
Points/game: 2.5
FG Pct: 59.1
FT Pct: 37.5

Rebounds/game: 2.5
Assists/game: 0.3
Turnovers/game: 0.8
Assist/turnover ratio: 0.4
Steals/game: 0.1
Blocks/game: 0.4

#31 DOUGLAS, Michael

Opponent	Date	gs	min	Total		3-Pointers		Free throws		Rebounds				pf	a	t/o	blk	stl	pts	avg
				fg-fga	pct	3fg-fga	pct	ft-fga	pct	off	def	tot	avg							
WEBBER INTERNATIONAL	11-07-18		14	1-3	.333	0-1	.000	0-0	.000	0	1	1	1.0	4	1	0	0	0	2	2.0
JOHNSON & WALES	11-09-18		17	1-5	.200	0-3	.000	1-2	.500	2	2	4	2.5	1	3	0	2	0	3	2.5
MILWAUKEE	11-13-18		8	3-5	.600	2-4	.500	0-0	.000	1	1	2	2.3	1	0	0	0	0	8	4.3
at Fordham	11-16-18		8	0-4	.000	0-2	.000	0-0	.000	0	0	0	1.8	1	0	0	0	0	0	3.3
vs Columbia	11-17-18		9	0-1	.000	0-0	.000	0-0	.000	0	0	0	1.4	2	0	0	0	0	0	2.6
vs Youngstown St.	11-18-18		10	2-5	.400	0-1	.000	0-0	.000	3	0	3	1.7	3	0	0	0	0	4	2.8
AVE MARIA	11-23-18		23	1-6	.167	0-2	.000	0-1	.000	0	5	5	2.1	3	0	2	1	0	2	2.7
at FGCU	11-28-18		20	0-1	.000	0-1	.000	2-4	.500	1	1	2	2.1	3	0	1	1	0	2	2.6
at Arkansas	12-01-18		15	0-3	.000	0-2	.000	1-2	.500	1	3	4	2.3	5	2	2	0	1	1	2.4
NORTH FLORIDA	12-13-18		11	0-0	.000	0-0	.000	0-0	.000	0	2	2	2.3	1	1	0	0	0	0	2.2
USF	12-18-18		15	2-2	1.000	0-0	.000	0-0	.000	1	1	2	2.3	3	0	1	0	0	4	2.4
FLORIDA MEMORIAL	12-20-18		15	2-3	.667	0-1	.000	1-1	1.000	1	4	5	2.5	0	0	1	0	1	5	2.6
at Ohio	12-30-18		13	3-4	.750	2-3	.667	0-0	.000	0	1	1	2.4	2	0	0	0	1	8	3.0
at Middle Tennessee	01/03/19		15	1-2	.500	1-1	1.000	0-0	.000	1	0	1	2.3	1	0	0	0	0	3	3.0
Totals		0	193	16-44	.364	5-21	.238	5-10	.500	11	21	32	2.3	30	7	7	4	3	42	3.0

Games played: 14
Minutes/game: 13.8
Points/game: 3.0
FG Pct: 36.4
3FG Pct: 23.8
FT Pct: 50.0

Rebounds/game: 2.3
Assists/game: 0.5
Turnovers/game: 0.5
Assist/turnover ratio: 1.0
Steals/game: 0.2
Blocks/game: 0.3



FIU Basketball
FIU Individual Game-by-Game (as of Jan 03, 2019)
All games

34 OSAGHAE, Osasumwen

Opponent	Date	gs	min	Total		3-Pointers		Free throws		Rebounds				pf	a	t/o	blk	stl	pts	avg
				fg-fga	pct	3fg-fga	pct	ft-fa	pct	off	def	tot	avg							
WEBBER INTERNATIONA	11-07-18		9	0-2	.000	0-0	.000	0-0	.000	2	2	4	4.0	4	0	1	2	2	0	0.0
JOHNSON & WALES	11-09-18		18	4-6	.667	0-1	.000	2-4	.500	5	7	12	8.0	1	0	0	3	0	10	5.0
MILWAUKEE	11-13-18		17	4-10	.400	0-0	.000	2-3	.667	8	7	15	10.3	2	0	2	4	0	10	6.7
at Fordham	11-16-18		9	1-1	1.000	0-0	.000	0-0	.000	0	5	5	9.0	5	0	1	1	0	2	5.5
vs Columbia	11-17-18		23	5-6	.833	0-0	.000	2-5	.400	5	4	9	9.0	5	1	1	3	0	12	6.8
vs Youngstown St.	11-18-18		23	6-6	1.000	0-0	.000	2-2	1.000	2	1	3	8.0	4	0	1	1	1	14	8.0
AVE MARIA	11-23-18		dnp	-	-	-	-	-	-	-	-	-	-	-	-	-	-	-	-	-
at FGCU	11-28-18		dnp	-	-	-	-	-	-	-	-	-	-	-	-	-	-	-	-	-
at Arkansas	12-01-18		dnp	-	-	-	-	-	-	-	-	-	-	-	-	-	-	-	-	-
NORTH FLORIDA	12-13-18		20	8-11	.727	0-0	.000	2-2	1.000	7	0	7	7.9	0	0	0	4	1	18	9.4
USF	12-18-18		17	4-4	1.000	0-0	.000	5-6	.833	3	2	5	7.5	4	0	1	1	2	13	9.9
FLORIDA MEMORIAL	12-20-18		17	2-6	.333	0-0	.000	3-4	.750	3	6	9	7.7	1	0	1	4	1	7	9.6
at Ohio	12-30-18		25	3-4	.750	0-0	.000	1-2	.500	6	7	13	8.2	2	1	0	1	0	7	9.3
at Middle Tennessee	01/03/19		21	2-3	.667	0-0	.000	0-0	.000	0	7	7	8.1	4	1	1	2	0	4	8.8
Totals		0	199	39-59	.661	0-1	.000	19-28	.679	41	48	89	8.1	32	3	9	26	7	97	8.8

Games played: 11
Minutes/game: 18.1
Points/game: 8.8
FG Pct: 66.1
3FG Pct: 0.0
FT Pct: 67.9

Rebounds/game: 8.1
Assists/game: 0.3
Turnovers/game: 0.8
Assist/turnover ratio: 0.3
Steals/game: 0.6
Blocks/game: 2.4

TM TEAM

Opponent	Date	gs	min	Total		3-Pointers		Free throws		Rebounds				pf	a	t/o	blk	stl	pts	avg
				fg-fga	pct	3fg-fga	pct	ft-fa	pct	off	def	tot	avg							
WEBBER INTERNATIONA	11-07-18		0	0-0	.000	0-0	.000	0-0	.000	2	1	3	3.0	0	0	0	0	0	0	0.0
JOHNSON & WALES	11-09-18		0	0-0	.000	0-0	.000	0-0	.000	5	2	7	5.0	0	0	1	0	0	0	0.0
MILWAUKEE	11-13-18		0	0-0	.000	0-0	.000	0-0	.000	1	2	3	4.3	0	0	1	0	0	0	0.0
at Fordham	11-16-18		0	0-0	.000	0-0	.000	0-0	.000	1	0	1	3.5	0	0	0	0	0	0	0.0
vs Columbia	11-17-18		0	0-0	.000	0-0	.000	0-0	.000	0	0	0	2.8	0	0	0	0	0	0	0.0
vs Youngstown St.	11-18-18		0	0-0	.000	0-0	.000	0-0	.000	2	3	5	3.2	0	0	0	0	0	0	0.0
AVE MARIA	11-23-18		0	0-0	.000	0-0	.000	0-0	.000	0	2	2	3.0	0	0	0	0	0	0	0.0
at FGCU	11-28-18		0	0-0	.000	0-0	.000	0-0	.000	3	3	6	3.4	0	0	0	0	0	0	0.0
at Arkansas	12-01-18		0	0-0	.000	0-0	.000	0-0	.000	5	1	6	3.7	0	0	0	0	0	0	0.0
NORTH FLORIDA	12-13-18		0	0-0	.000	0-0	.000	0-0	.000	4	1	5	3.8	0	0	0	0	0	0	0.0
USF	12-18-18		0	0-0	.000	0-0	.000	0-0	.000	0	1	1	3.5	0	0	0	0	0	0	0.0
FLORIDA MEMORIAL	12-20-18		0	0-0	.000	0-0	.000	0-0	.000	2	3	5	3.7	0	0	0	0	0	0	0.0
at Ohio	12-30-18		0	0-0	.000	0-0	.000	0-0	.000	2	0	2	3.5	0	0	0	0	0	0	0.0
at Middle Tennessee	01/03/19		0	0-0	.000	0-0	.000	0-0	.000	1	4	5	3.6	0	0	0	0	0	0	0.0
Totals		0	0	0-0	.000	0-0	.000	0-0	.000	28	23	51	3.6	0	0	2	0	0	0	0.0

Games played: 14

Rebounds/game: 3.6
Turnovers/game: 0.1


FIU TV/RADIO SPOT CHART



0 PHILLIP SMITH
6-4 | 183 | FR. | F/G
POTOMAC, MD.



1 ISAIAH BANKS
6-5 | 180 | SO. | G
CONYERS, GA.



2 CORDELL VIERA
6-4 | 190 | SO. | G
ETOBICOKE, ONT.



3 TREJON JACOB
6-5 | 175 | JR. | G
RALEIGH, N.C.




4 BRIAN BEARD JR.
5-10 | 175 | SR. | G
RANCHO CUCAMONGA, CALIF.




5 ANTONIO DAYE, JR.
6-1 | 188 | FR. | G
DURHAM, N.C.



10 DEVON ANDREWS
6-6 | 190 | R-JR. | F
LORAIN, OHIO



11 MARCUS BURWELL
6-3 | 160 | JR. | G
RICHMOND, VA.



15 JAMES AMETEPÉ
6-5 | 210 | FR. | F
ACCRA, GHANA



20 WILLY NUNEZ JR.
6-6 | 185 | R-JR. | G
ORLANDO, FLA.



22 ELHADJI DEING
6-11 | 245 | SR. | C
MBOUR, SENEGAL



31 MICHAEL DOUGLAS
6-5 | 210 | GR. | F
SACHSE, TEXAS



34 OSASUMWEN OSAGHAE
6-7 | 250 | JR. | F
MIAMI, FLA.



55 CAMERON CORCORAN
6-1 | 170 | SO. | F
ORLANDO, FLA.

FIU BROADCAST NOTES



0

PHILLIP SMITH

GP/S	PPG	RPG	APG	SPG	BPG	FG%	FT%
18-19	1/-	0.0	0.0	1.0	0.0	.000	.000

- Played his 1st FIU game vs. Florida Memorial (12/20) ... Missed 1st 11 games with a stress fracture (foot).
- Averaged 11.0 ppg, 6.0 rpg, and 2.0 apg at The Bullis School in Potomac, Md.
- In addition to playing basketball at The Bullis School, was also a member of the golf and debate teams.



1

ISAIAH BANKS

GP/S	PPG	RPG	APG	SPG	BPG	FG%	FT%
18-19	13/0	7.5	1.7	1.0	1.3	49.4	34.8

- 6th on the team in scoring ... Scored double-figures in 6 games this season, and 3 of the last 5.
- Has career-high 6 rbdts at Arkansas (12/1), to go along with 11 pts vs. the Razorbacks.
- Had ESPN Sportscenter's No. 1 Play of the Day on Jan. 11, 2017 with his backboard-shattering dunk.



2

CORDELL VEIRA

GP/S	PPG	RPG	APG	SPG	BPG	FG%	FT%
18-19	7/0	2.6	1.6	1.0	0.3	42.9	66.7

- Tied his career-high with 4 rbdts, 2 times this year ... Had a career-high 2 blks at FGCU (11/28).
- Averaged 19.7 ppg and 8.0 rpg in high school.
- Has a career-high 86 pts in a win following the death of a former childhood friend and teammate.



3

TREJON JACOB

GP/S	PPG	RPG	APG	SPG	BPG	FG%	FT%
18-19	14/13	12.1	4.1	0.6	1.4	48.9	50.0

- 3rd in scoring ... Season-high 21 pts vs. Ave Maria (11/23), 20 pts at Arkansas (12/1), at MT (1/3).
- Has scored double-figures in 33-of-45 games played at FIU ... 9 games of 20-or-more pts.
- Set the men's Ocean Bank Convocation Center scoring record with 38 pts vs. FGCU (12/19/17).



4

BRIAN BEARD JR.

GP/S	PPG	RPG	APG	SPG	BPG	FG%	FT%
18-19	14/14	20.6	4.1	6.6	3.4	46.0	72.8

- 1st in NCAA in steals and total steals, 12th in total assists, 15th in assists-per-game, thru 1/3.
- Scored double-figures in 41-of-45 games including a career-high 36 vs. Youngstown State (11/18).
- Had 28 pts, 7 asts, 2 stls at Middle Tennessee (1/3) ... 21 pts, 8 rbdts, 6 asts at Arkansas (12/1).



5

ANTONIO DAYE, JR.

GP/S	PPG	RPG	APG	SPG	BPG	FG%	FT%
18-19	14/0	7.3	2.9	2.4	1.8	45.5	60.8

- Scored 15 pts to go with 3 rbdts, 2 asts at Arkansas (12/1) ... Double figures in 3 of last 8 games.
- Had 11 pts, 3 asts, 2 stls, 2 rbdts at Middle Tennessee (1/3) ... 16 pts vs. Ave Maria (11/23).
- His uncle, Jawad Williams, was a standout on North Carolina's 2005 NCAA Championship team.



10

DEVON ANDREWS

GP/S	PPG	RPG	APG	SPG	BPG	FG%	FT%
18-19	13/13	14.8	4.9	1.3	1.9	58.1	65.2

- 2nd on FIU in scoring ... Is shooting 58.1% from the field, 38.7% from three-point range.
- Had a career-high 23 pts vs. Webber (11/7) on 9-of-13 shooting from the field, 2-for-2 from three.
- Recorded his 1st career double-double vs. Columbia (11/17) with 17 pts, 11 rbdts.



11

MARCUS BURWELL

GP/S	PPG	RPG	APG	SPG	BPG	FG%	FT%
18-19	12/7	6.9	2.3	2.7	1.2	34.1	75.0

- Missed 2 games (concussion) ... 1-of-8 players on the roster to average more than 6.5 ppg.
- Had a career-high 14 points at Fordham (11/16) ... 12 pts, 3 asts vs. Milwaukee (11/13).
- Averaged a team-high 19.7 ppg, 4.0 apg, 3.4 rpg for Northeastern JC in 2017-18.

15
WALK-ON

JAMES AMETEP

GP/S	PPG	RPG	APG	SPG	BPG	FG%	FT%
18-19	6/0	2.3	1.2	0.2	0.3	42.9	100.0

- FIU's lone walk-on, earning a spot during the fall ... Career-high 8 points vs. Ave Maria (11/23).
- Played with countryman - and Purdue signee - Emmanuel Dowuona, at Miami's Westwood Christian.
- Is enrolled in the Honors College at FIU and is majoring in biomedical engineering.



20

WILLY NUNEZ JR.

GP/S	PPG	RPG	APG	SPG	BPG	FG%	FT%
18-19	14/9	11.4	2.5	1.0	0.6	35.3	83.3

- Saw limited action for FIU in 2017-18 due to multiple injuries, yet still averaged 12.7 ppg in 6 games.
- 4th on the team in scoring ... Scored double-figures in 6 of last 8 games.
- Had a career-high with 22 pts vs. Florida Memorial (12/20) ... Career-best 7 rbdts vs. Webber (11/13).



22

ELHADJI DIENG

GP/S	PPG	RPG	APG	SPG	BPG	FG%	FT%
18-19	14/14	2.5	2.5	0.3	0.1	59.1	37.5

- Had a season and career-high tying 8 pts vs. North Florida (12/13) along with 6 rbdts.
- Graduated on 12/10 with a BA in Liberal Studies with a 3.5 GPA ... Will start on his masters in spring.
- Named to C-USA Commissioner's Honor Roll in 2017-18, for student-athletes with a 3.0 GPA or better.



31

MICHAEL DOUGLAS

GP/S	PPG	RPG	APG	SPG	BPG	FG%	FT%
18-19	14/0	3.0	2.3	0.5	0.2	36.4	50.0

- Scored a season-high 8 pts vs. Milwaukee (11/13) and equaled that vs. Ohio (12/30).
- Averaged 6.3 ppg on the year, which was 6th on the team, and 3.4 rpg in 2017-18
- Graduated in July of 2018 with a degree in health services admin. ... Working on his master's degree.



34

OSASUMWEN OSAGHAH

GP/S	PPG	RPG	APG	SPG	BPG	FG%	FT%
18-19	11/0	8.8	8.1	0.3	0.6	66.1	67.9

- Missed 3 games with a foot injury ... Leads team in rpg and is 5th in ppg ... 11th in NCAA in orpg (3.7).
- 2 double-doubles ... 10-pts, 15 rbdts, 4 blks vs. Milwaukee (11/13) ... Career-high 18 pts vs. UNF (12/13).
- Was a walk-on for FIU his 1st 2 years and was awarded a scholarship during the Summer of 2018.



55

CAMERON CORCORAN

GP/S	PPG	RPG	APG	SPG	BPG	FG%	FT%
18-19	-/-	-	-	-	-	-	-

- Transferred from Little Rock ... Must sit out the 2018-19 season due to NCAA transfer rules.
- Averaged 6.7 ppg, 0.6 rpg and 0.9 apg in 16.6 mpg for the Trojans.
- Led the team in 3pt-point shooting percentage at 42.6 percent; also shot 42.1 percent from the floor.

F/G | 6-4 | 183 | FR. | POTOMAC, MD.

G | 6-5 | 180 | SO. | CONYERS, GA.

G | 6-4 | 190 | SO. | ETOBICOKE, ONTARIO, CANADA

G | 6-5 | 175 | JR. | RALEIGH, N.C.

G | 5-10 | 175 | SR. | RANCHO CUCAMONGA, CALIF.

G | 6-1 | 188 | FR. | DURHAM, N.C.

F | 6-6 | 190 | R-JR. | LORAIN, OHIO

G | 6-2 | 160 | JR. | RICHMOND, VA.

F | 6-5 | 210 | FR. | ACCRE, GHANA

G | 6-6 | 185 | R-JR. | ORLANDO, FLA.

C | 6-11 | 245 | SR. | MBOUR, SENEGAL

F | 6-5 | 210 | SR. | SACHSE, TEXAS

F | 6-7 | 250 | JR. | MIAMI, FLA.

G | 6-1 | 170 | SO. | ORLANDO, FLA.