

# FIU FOOTBALL GAME NOTES



## FIU PANTHERS (2-1, 1-0 C-USA) at #21/20 MIAMI HURRICANES (2-1, 0-0 ACC)

SEPT. 22, 2018 >> HARD ROCK STADIUM (64,767) >> MIAMI, FLA >> 3:30 PM ET >> ESPN2

**FIU**

FIUsports.com

| 2018 STAT BREAKDOWN |                |  |       |
|---------------------|----------------|--|-------|
| 39.7                | PTS/GM         |  | 47.7  |
| 27.3                | PTS ALLOWED/GM |  | 19.0  |
| 229.3               | RUSH/GM        |  | 196.7 |
| 221.3               | PASS/GM        |  | 239.7 |
| 450.7               | OFF YDS/GM     |  | 436.3 |
| 428.0               | DEF YDS/GM     |  | 236.0 |

**MIAMI**

Hurricanesports.com

| RECORD & SCHEDULE |     |
|-------------------|-----|
| OVERALL RECORD:   | 2-1 |
| C-USA RECORD:     | 1-0 |
| NON-CONFERENCE:   | 1-1 |
| HOME:             | 1-1 |
| AWAY:             | 1-0 |
| NEUTRAL:          | 0-0 |

### FIU QUICK HITS

Head Coach: .....Butch Davis  
 2018 Record: .....2-1  
 Record at FIU (Years): .....10-6 (2)  
 Overall Record (Years): .....88-49 (12)

Head Coach: .....Mark Richt  
 2018 Record: .....2-1  
 Record at Miami (Years): .....21-8 (3)  
 Overall Record (Years): .....166-56 (18)

### MIAMI QUICK HITS

### 2018 SCHEDULE

| Date  | Opponent               | TV/Online  | Time/Result |
|-------|------------------------|------------|-------------|
| 9.1   | INDIANA                | CBSSN      | L/28-38     |
| 9.8   | at Old Dominion*       | beIN       | W/28-20     |
| 9.15  | UMASS                  | beIN       | W/63-24     |
| 9.22  | at #21/20 Miami (Fla.) | ESPN2      | 3:30 p.m.   |
| 9.29  | ARKANSAS-PINE BLUFF    | ESPN+      | 7:30 p.m.   |
| 10.13 | MIDDLE TENNESSEE*      | beIN       | 7:30 p.m.   |
| 10.20 | RICE*                  | ESPN+      | 7:30 p.m.   |
| 10.27 | at WKU*                | beIN       | 7:30 p.m.   |
| 11.3  | FLORIDA ATLANTIC*      | Stadium    | 7:30 p.m.   |
| 11.10 | at UTSA*               | ESPN+      | 7 p.m.      |
| 11.17 | at Charlotte*          | ESPN3      | 2 p.m.      |
| 11.24 | MARSHALL*              | Stadium/FB | 12 p.m.     |

## >> QUICK NOTES VS. MIAMI

### WORTH NOTING

>> FIU looks to improve to 3-1 on the year as the Panthers travel to Hard Rock Stadium to face Miami on Saturday, Sept. 22 at 3:30 p.m. ET.

>> The Panthers are 1-28 all-time against current Power 5 foes, with their lone win coming against Louisville in 2014.

### FROM THE FIELD

>> FIU's Shawndarrius Phillips rushed for a career-high 117 yards and two touchdowns last time out.

>> FIU scored 63 points against UMass last time out, tying the program-high which was set against the Minutemen last season.

### INSIDE THE SERIES

>> Miami leads the all-time series, taking the only two contests in the series.

>> The Panthers and Hurricanes will be playing for the first time on the gridiron since the 2006 and 2007 contests.

\* Conference USA Game  
 All Home Games Played at Riccardo Silva Stadium  
 All Times Eastern and Subject to Change

## >> BY THE NUMBERS

**8+** Teams in the second year under Butch Davis have all won at least eight games (Miami - 9, Cleveland Browns - 9, UNC - 8).

**1<sup>ST</sup>** Maurice Alexander earned a receiving and punt return touchdown last time out against UMass becoming the first Panther in school history to achieve the feat.

**4<sup>TH</sup>** FIU scored touchdowns on offense, defense and special teams last week, marking just the fourth time in school history a Panther squad has done so.

### THIS WEEK IN THE C-USA

| Date | Matchup                       | TV                 | Time      |
|------|-------------------------------|--------------------|-----------|
| 9.22 | Ball State at WKU             | ESPN3              | 3:00 p.m. |
| 9.22 | Virginia Tech at Old Dominion | CBS Sports Network | 3:30 p.m. |
| 9.22 | Charlotte at UMass            | NESN+              | 3:30 p.m. |
| 9.22 | FIU at Miami (FL)             | ESPN2              | 3:30 p.m. |
| 9.22 | North Texas at Liberty        | ESPN3              | 6:00 p.m. |
| 9.22 | Louisiana Tech at LSU         | ESPNU              | 7:00 p.m. |
| 9.22 | NC State at Marshall          | CBS Sports Network | 7:00 p.m. |
| 9.22 | Texas State at UTSA           | ESPN+              | 7:00 p.m. |
| 9.22 | Rice at Southern Mississippi  | ESPN+              | 7:00 p.m. |
| 9.22 | New Mexico State at UTEP      | ESPN3              | 7:30 p.m. |

### FIU ATHLETIC COMMUNICATIONS

**TYSON RODGERS (FB, WBB, SB, WSOC)**  
 Director of Sports Information  
 E-Mail: Tyson.Rodgers@FIU.edu  
 Office Phone: 305-348-2084  
 Cell Phone: 662-418-2982  
 Twitter: @tysonrodgers

**TYLER BRAIN (SECONDARY FB, SECONDARY WBB, WB)**  
 Athletic Communications Assistant  
 Cell Phone: 256-616-3097



### EXPERIENCE THE ACTION

#### >> TV/STREAM



TV: ESPN2  
 Pxp: Kevin Brown  
 Color: Andre Ware

#### >> RADIO



Radio: 1260 AM, 790 AM, 104.3 FM  
 Pxp: A.J. Ricketts  
 Color: Kenny Kelly

#### >> LIVE STATS



Visit FIUSports.com for up to date links on how to follow the contest via live stats online.

#### >> SOCIAL MEDIA

- @FIUFootball | @FIUAthletics
- @FIUFootball | @FIUAthletics
- @FIUFootball | @FIUSports



## FIU MEDIA SCHEDULE - MIAMI WEEK

**17**  
**MONDAY**

**Panther Talk With Coach Davis**  
12:30 p.m. ET  
Graham Center

Off Day  
(No Availability)

**18**  
**TUESDAY**

**Practice**  
8:30-10:45 a.m. ET

**Media Availability**  
Select coaches and players will be made available

**19**  
**WEDNESDAY**

**Practice**  
8:30-10:45 a.m. ET

**Media Availability**  
Select coaches and players will be made available

**20**  
**THURSDAY**

**Practice**  
8:30-10:45 a.m. ET

**Media Availability**  
Closed to media

**21**  
**FRIDAY**

**Team Walk Through**  
Closed to media

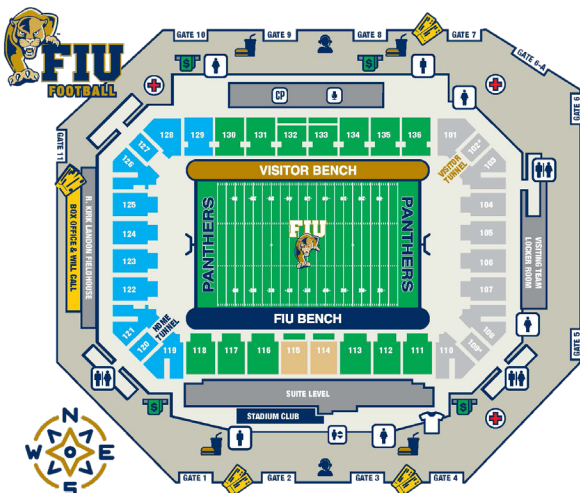
**22**  
**SATURDAY**

**FIU vs. Miami**  
3:30 p.m. ET  
ESPN2

**2**  
**SUNDAY**

No Availability

## STADIUM INFO & DIRECTIONS



**Riccardo Silva Stadium Address**  
11200 SW 8th Street  
Miami, FL 33199  
Modesto A. Maidique Campus

### DIRECTIONS

**From Miami International Airport:**  
Take the I-836 WEST exit from the Airport  
Follow the I-836 to the Florida Turnpike  
Take the Florida Turnpike SOUTH exit  
Follow the Florida Turnpike SOUTH to the Bird Road exit (SW 40th Street)  
Take the SW 40th Street exit EAST to SW 117th Avenue  
Turn left onto SW 117th Avenue  
Follow SW 117th Avenue north to SW 2100 Black  
At Miami Dade Fair & Exposition back entrance, turn right

**From W Palm Beach/Broward County or the Florida Turnpike north:**  
Take the Florida Turnpike SOUTH  
Follow the Florida Turnpike SOUTH to the Bird Road exit (SW 40th Street)  
Take the SW 40th Street exit EAST to SW 117th Avenue  
Turn left onto SW 117th Avenue  
Follow SW 117th Avenue north to SW 2100 Black  
At Miami Dade Fair & Exposition back entrance, turn right

| SEATING              | GATE INFORMATION   | ACCOMMODATIONS              |
|----------------------|--|-----------------------------|
| CLUB LEVEL           | <b>GATE 1</b><br>FIU Player Guest, FIU Recruits & PHSAA Coaches Plaza Entrance | <b>TICKET SALES</b>         |
| SIDELINE             | <b>GATE 2</b><br>General Fan Main Entrance                                     | <b>BOX OFFICE/WILL CALL</b> |
| ENDZONE              | <b>GATE 3</b><br>FIU Suites & VIP Entrance                                     | <b>GUEST SERVICES</b>       |
| STUDENT SECTION      | <b>GATE 4</b><br>General Fan Main Entrance                                     | <b>CONCESSIONS</b>          |
| NON-ALCOHOL SECTION* | <b>GATE 5</b><br>FIU Student Entrance  | <b>FIRST AID</b>            |
|                      | <b>GATE 6/6-A</b><br>FIU Student Entrance                                      | <b>ATM</b>                  |
|                      | <b>GATE 7</b><br>FIU Student Entrance  | <b>RESTROOMS</b>            |
|                      | <b>GATE 8</b><br>Community Partners Entrance                                   | <b>ELEVATORS</b>            |
|                      | <b>GATE 9</b><br>General Fan Main Entrance                                     | <b>MERCHANDISE</b>          |
|                      | <b>GATE 10</b><br>Visiting Team/Player Guest Entrance                          | <b>RADIO BOOTH</b>          |
|                      | <b>GATE 11</b><br>Media Will Call  | <b>COMMAND POST</b>         |

## COACH BUTCH DAVIS

### PANTHER TALK SHOW

Each Monday of the 2018 football season, head coach Butch Davis will sit down with A.J. Ricketts for Panther Talk. The interview will be streamed live on FIU Athletics' Facebook page.

### POST PRACTICE INTERVIEWS

Head coach Butch Davis is available for on-field interviews at the end of practices. For out-of-town interviews with Coach Davis, please contact Tyson Rodgers (tyson.rodgers@fiu.edu).

### POST GAME INTERVIEWS

Head coach Butch Davis' post game press conferences will be held in the team meeting room for home games. A designated staff member will escort those when needed to the location. For road games, Davis' post game press conferences will be held in the visiting interview room or outside the locker room.

## PLAYERS/ASSISTANTS

### POST PRACTICE

All interview requests with players and assistant coaches should be made prior to practice for approval by Tyson Rodgers (tyson.rodgers@fiu.edu).

### POST GAME INTERVIEWS

Player requests for post game interviews will be taken in the fourth quarter. For home games, players will be available following Coach Butch Davis' press conference in the team meeting room. For road games, players will be available after Davis' press conference outside of the locker room.

The locker room is **OFF LIMITS** to the media for all games. FIU players **MAY NOT** be approached on the field.

## WHO'S ON THE FIELD/WHO'S IN THE BOX?

|                                     |       |                           |           |
|-------------------------------------|-------|---------------------------|-----------|
| Butch Davis (HC).....               | Field | Brent Guy (OC/LB).....    | Press Box |
| Allen Magridge (Ast. HC/DL).....    | Field | Rich Skrosky (OC/QB)..... | Press Box |
| Jeff Copp (DB).....                 | Field | Aubrey Hill (WR).....     | Press Box |
| Tim Harris Jr. (RB).....            | Field | Eric Thatcher (DB).....   | Press Box |
| Kenny Holmes (DL).....              | Field | Steven Ciacci (GA).....   | Press Box |
| James Vollono (ST Coordinator)..... | Field | Kevin Gihon (GA).....     | Press Box |
| Drew Davis (TE).....                | Field | Drew Rodriguez (GA).....  | Press Box |
|                                     |       | Brandon Taylor (GA).....  | Press Box |

## FIU ATHLETIC COMMUNICATIONS



### TYSON RODGERS

Director of Athletic Communications  
(FB, WBB, SB, WSDC)  
Office: 305-348-2084  
Cell: 662-418-2982  
Email: tyson.rodgers@fiu.edu



### MIKE HOGAN

Director of Athletic Communications  
(MBB, MSOC, BEACH VB)  
Office: 305-348-1496  
Cell: 813-469-0616  
Fax: 305-348-2963  
Email: mihogan@fiu.edu



FIU Athletic Media Relations


### PEDRO PELEGRIN

Assistant Athletic Communications Director  
(BB, INDOOR VB, S&D, WG)  
Office: 305.348.1357  
Email: ppelegr@fiu.edu




### CHRIS SANTIAGO

Senior Multimedia Producer  
(Video Coordinator)  
Office: 305.348.6666  
Email: chsantia@fiu.edu



### A.J. RICKETTS

Multimedia Assistant/ Voice of the Panthers  
(TF, XC)  
Cell: 850.898.4914  
Email: ajricketts4@gmail.com



### TYLER BRAIN

Senior Multimedia Producer  
(Video Coordinator)  
Office: 305.348.6666  
Email: chsantia@fiu.edu



### AMANDA ALVAREZ

Multimedia Assistant/ Voice of the Panthers  
(TF, XC)  
Cell: 850.898.4914  
Email: ajricketts4@gmail.com



### LIVE STATS

Live statistics available on FIUSports.com (<http://www.sidearmstats.com/FIU/football/media>). Stat monitors featuring StatBroadcast will be made available.

### MEDIA CREDENTIALS

Credentials for FIU home football games are for working media only. Requests for media credentials should be made by contacting Michael Hogan via email at [mihogan@fiu.edu](mailto:mihogan@fiu.edu) in the FIU Athletics Media Relations office. Requests from media covering visiting teams will be confirmed first with each opponent's sports information contact.

All credentials that cannot be mailed will be left at Media Will Call, which is located at Gate II (just north of the Field House). Will call will open two (2) hours prior to kickoff. Members of the media picking up credentials at Will Call must provide photo identification and the name must match the name on the credential.

### PHOTOGRAPHERS

Photo credentials are issued on a game-by-game basis. FIU will adhere to all NCAA guidelines regarding sideline photography that limit shooting to outside the restraining line enclosing the playing field and outside the 25-yard lines.

### PARKING

Preferred parking at Riccardo Silva Stadium is extremely limited. Media requesting parking should contact Athletic Media Relations well in advance. Media parking is located in the CSC lot (enter through 117th, located west of the Riccardo Silva Stadium).

### PHONE LINES

A limited number of phone lines are available in the press box for media. FIU provides an ISDN, and Ethernet connection and one business telephone line free of charge to the primary visiting radio outlet.

### WIRELESS INTERNET

The Riccardo Silva Stadium press box offers free wireless Internet service to media members. Instructions will be provided in the press box on game day.

### PRACTICE POLICIES

During the season practices are normally conducted at Riccardo Silva Stadium. The first 20 minutes of practice and the last 20 minutes of practice are open to the media. Photographers and videographers should contact the FIU Athletic Communications staff for days and times to shoot practice.

## FIU QUICK FACTS

### UNIVERSITY INFORMATION

Location:.....Miami, Florida  
 Founded/Opened:.....1965/1972  
 Enrollment:.....54,000  
 Nickname:.....Panthers  
 Mascot Name:.....Roary  
 School Colors:.....Blue (PMS 282) & Gold (PMS 871)  
 Conference:.....Conference USA  
 School President:.....Dr. Mark B. Rosenberg  
 Director of Sports & Entertainment:.....Pete Garcia  
 Team Twitter:.....@FIUFootball  
 Athletics Twitter:.....@FIUAthletics  
 Website:.....FIUSports.com  
 Conference Website:.....ConferenceUSA.com

### STADIUM INFORMATION

Venue Name:.....Riccardo Silva Stadium (20,000)  
 Surface:.....Field Turf  
 First Year:.....2008  
 First Game at Site:.....vs. UCF (Sept. 20, 2008)  
 Largest Crowd:.....22,682 vs. Duke (Oct. 1, 2011)  
 Ticket Office Phone:.....(305) FIU-GAME (348-4263)

### 2018 PANTHERS

2017 Record:.....8-5  
 2017 C-USA Record/Finish:.....5-3/2nd East  
 Last Bowl Appearance:.....2017 Gasparilla Bowl  
 Base Offense:.....Pro Set  
 Base Defense:.....Multiple 4-3  
 Letterwinners Returning/Lost:.....55/21  
 Returning Starters:.....13  
     Offense:.....7  
     Defense:.....4  
     Special Teams:.....2  
 Newcomers:.....31  
 True Freshmen:.....24

### TEAM HISTORY

First Year of Football:.....2002  
 All-Time Record:.....54-128 (17 Years)  
 # - All-Time Record:.....64-128 (17 Years)  
 All-Time C-USA Record:.....16-24 (5 Years)  
 All-Time Sun Belt Record:.....20-37 (8 Years)  
 All-Time Home Record:.....41-52  
 All-Time Road Record:.....22-73  
 Versus AP Top 25:.....0-8  
 Bowl Appearances:.....3 (2010, 2011, 2017)  
 Bowl Record:.....1-2  
 Most Single-Season Wins:.....8 (2011, 2017)  
 NFL Draft Picks:.....10

# - wins in 2003 (2-10), 2004 (3-7) and 2005 (4-6) were vacated.

### LAST TIME OUT...

FIU throttled UMass at home last week, bombarding the Minutemen, 63-24. The 63 points scored tied a program-best, set last year against UMass.

FIU was led on the ground by Shawndarrius Phillips who rushed for a career-high 117 yards and two touchdowns. Wideout Maurice Alexander found the endzone twice, hauling in a receiving touchdown and taking a punt return 69 yards to the house.

### ALEXANDER MAKES HISTORY...

Wideout Maurice Alexander made history last weekend against UMass, becoming the first Panther to score a receiving and punt return touchdown in the same game.

Alexander scored on a 38-yard strike, before putting on a juke-clinic on a 69-yard punt return for a score later in the game.

### THREE-WAY SCORING...

FIU scored three ways against UMass last Saturday, earning a touchdown on offense, defense and special teams in the same game. The feat marked just the fourth time in program history that a Panther squad has achieved the feat and first since Nov. 7, 2015 against Charlotte.

### RED ZONE PROWESS...

FIU ranked first in the nation last season for redzone scoring, converting on 40-of-41 attempts in 2017.

This season, the Panthers have scored on 10-of-12 trips to the redzone. Last week against UMass, FIU scored on 5-of-6 attempts.

All 10 redzone scores have been touchdowns for the Panthers this season.

### WELCOME TO THE ENDZONE...

A pair of freshmen earned their first career touchdowns last week against UMass as tight end Sterling Palmer and linebacker Rocky Jacques-Louis found the endzone in their own unique way.

For Palmer the score came on a 16-yard strike as the big man hauled in his first touchdown at the back of the endzone.

For Jacques-Louis, the linebacker earned a pick-6 after taking an errant UMass pass 59 yards the other way for a score.

### PANTHERS ON ESPN2...

Saturday's game on ESPN2 will mark FIU's third game on the channel, with the last coming against Troy on Oct. 25, 2011. FIU is 1-1 overall on ESPN2.

### FIU's Record on ESPN2

| Date     | Opponent          | Final        |
|----------|-------------------|--------------|
| 10/18/11 | at Arkansas State | L/13-34      |
| 10/25/11 | Troy              | W/23-20 (OT) |
| 9/22/18  | at Miami          | ???          |

### DAVIS AGAINST MIAMI...

Saturday's game will mark the fifth time Butch Davis has coached against Miami, with the legendary head coach holding a 3-1 record over the Hurricanes.

Davis' previous four games all came while he was coaching at UNC, as he won his first three meetings over UM, before dropping his first contest to the Canes in 2010.

### LAST TIME AGAINST MIAMI...

The Panthers and Hurricanes have met twice on the gridiron, with Miami holding a lead in the all-time series 2-0. Last time out, the Panthers fell in a 23-9 decision at the Orange Bowl in 2007.

The Hurricanes jumped out to a 13-point lead first half lead before FIU got on the board by way of a Chris Abed field goal. Miami tacked on ten more points before Wayne Younger found Trenard Turner for a 65-yard TD pass.

On a day that saw the Panthers struggle to move the ball, redshirt freshman quarterback Wayne Younger passed for 105 yards and a score on 6-for-14 passing, while rushing for an additional 66 yards.

### YEAR TWO SUCCESS FOR DAVIS...

The FIU football program enters año dos in the Butch Davis era, which historically has been a very good season for Davis during his head coaching career.

At Miami (1996), Davis led the team to a 9-3 record and a share of the Big East title, while at North Carolina (2008) he turned around the Tar Heels for an 8-5 mark and earned the program's first ranking in almost seven years. Furthermore, Davis earned success in his second season with the Cleveland Browns as well, as he led the squad to a 9-7 record and a NFL playoff berth in 2002 -- the last since for the organization.

| School (Affiliation)   | Year | Record |
|------------------------|------|--------|
| FIU (NCAA)             | 2018 | 1-1    |
| North Carolina (NCAA)  | 2008 | 8-5    |
| Cleveland Browns (NFL) | 2002 | 9-7    |
| Miami (NCAA)           | 1996 | 9-3    |

## STRIVING FOR HISTORY...

FIU has only earned back-to-back winning seasons once in the program's history, with the 2010 and 2011 squads stringing together consecutive winning seasons.

Furthermore, the Panthers have only earned seven or more wins three times over the course of 16 years.

### Winning Seasons at FIU

| Year | Head Coach      | Record |
|------|-----------------|--------|
| 2017 | Butch Davis     | 8-5    |
| 2011 | Mario Cristobal | 8-5    |
| 2010 | Mario Cristobal | 7-6    |

## WHERE DAVIS STACKS UP...

There were 22 new head coaches hired for the 2017 season in the FBS. Only six won at least seven games. Just five have won more games than FIU's Butch Davis.

### 2017 First-Year FBS Head Coaches

| Coach            | School           | Record |
|------------------|------------------|--------|
| Lincoln Riley    | Oklahoma         | 12-2   |
| Lane Kiffin      | Florida Atlantic | 11-3   |
| Charlie Strong   | South Florida    | 10-2   |
| Jeff Tedford     | Fresno State     | 10-4   |
| Ed Orgeron       | LSU              | 9-4    |
| Butch Davis      | FIU              | 8-5    |
| Major Applewhite | Houston          | 7-5    |
| Willie Taggart   | Oregon           | 7-6    |

## FIU AGAINST TOP 25 FOES...

FIU is 0-8 all-time against opponents ranked in the Associated Press Top 25. The last time the Panthers took on a ranked foe was on Oct. 18, 2015 against No. 25 Marshall, with FIU dropping the contest 45-13.

No. 21 UM will be the highest ranked foe FIU has taken on since No. 7 Louisville on Sept. 21, 2013, which resulted in a 72-0 loss.

## THE FUTURE IS BRIGHT...

Head coach Butch Davis had quite the haul for his first recruiting class at FIU, with the Panthers topping C-USA with the best recruiting class in the league. Additionally the 2018 class ranked 67th nationally.

### Top Recruits From Class of 2018

| No. | Player           | Pos. | Yr.   | Rating |
|-----|------------------|------|-------|--------|
| 93  | Teair Tart       | DL   | R-Jr. | 4*     |
| 97  | Tayland Humphrey | DL   | R-Jr. | 4*     |
| 44  | Cadarius Gaskin  | WR   | Fr.   | 3*     |
| 26  | Jamal Anderson   | DB   | Fr.   | 3*     |
| 52  | Donovan Georges  | LB   | Fr.   | 3*     |
| 77  | D'Antne Demery   | OL   | So.   | 3*     |
| 88  | Sterling Palmer  | TE   | Fr.   | 3*     |

## CALL IT A COMEBACK...

Trailing 17-0, the Panthers mounted a furious comeback on Sept. 8 as FIU came from behind to down Old Dominion, 28-20. The 17-0 deficit to start the game was the second-largest comeback in program history.

### Largest Deficits Overcome to Begin a Game

| Date     | Opponent            | Deficit | Final      |
|----------|---------------------|---------|------------|
| 11/9/02  | Albany              | 20-0    | 35-26      |
| 9/8/18   | at Old Dominion     | 17-0    | 28-20      |
| 12/26/10 | vs. Toledo          | 14-0    | 34-32      |
| 11/14/09 | North Texas         | 14-0    | 35-28      |
| 12/3/05  | Middle Tennessee    | 14-0    | 35-31      |
| 9/27/08  | at Toledo           | 13-0    | 35-16      |
| 9/11/04  | at Youngstown State | 13-0    | 22-16 (OT) |
| 10/15/16 | at Charlotte        | 12-0    | 27-26      |

## LEWIS AMONG NATION'S BEST...

Redshirt junior Sage Lewis has earned 36 tackles this season to rank ninth in the nation and second in the C-USA.

### FBS Leaders in Tackles

| No.  | Player           | Team             | Tackles |
|------|------------------|------------------|---------|
| 1.   | Terrill Hanks    | New Mexico       | 54      |
| 2.   | Bryton Barr      | UMass            | 50      |
| 3.   | Ron LaForce      | New Mexico State | 47      |
| 4.   | Josh Watson      | Colorado State   | 45      |
| 5.   | Lawrence Garner  | Old Dominion     | 42      |
| 6.   | Joe Dineen Jr.   | Kansas           | 40      |
| 7.   | Evan Waver       | Cal              | 39      |
| 8.   | Solomon Matautia | Hawaii           | 37      |
| 9.   | Sage Lewis       | FIU              | 36      |
| t10. | Jahlani Tavai    | Hawaii           | 35      |
| t10. | Malik Fountain   | Central Michigan | 35      |

## PHILLIPS' BIG DAY...

Running back Shawndarrius Phillips had a career-day last time out, earning a career-high 117 yards on the ground and a career-high 56 yards receiving.

The junior earned two touchdowns on the ground against UMass as well, marking the second time in his career that he has scored a pair of touchdowns.

## DOUBLE 100...

The Panthers had two running backs rack up over 100 yards against UMass last time out, marking the first time FIU has had two players rush over the century mark since last season against UMass.

Junior Shawndarrius Phillips lead the way with 117 yards, while redshirt senior Napoleon Maxwell rushed for a season-high 104 yards on the ground.

# TEAM COMPARISON

### SERIES HISTORY

|                 |                                 |
|-----------------|---------------------------------|
| Overall:        | .....Miami, 2-0                 |
| In Miami:       | .....Miami leads, 2-0           |
| In Miami:       | .....Miami leads, 2-0           |
| First Meeting:  | .....10/14/06 at Miami (L/0-35) |
| Last Meeting:   | .....9/15/07 at Miami (L/23-9)  |
| Last FIU Win:   | .....N/A                        |
| Last Miami Win: | .....23-9 (9/15/07)             |

### STAT BREAKDOWN

| Category                 | FIU   | UM    |
|--------------------------|-------|-------|
| Points/Game              | 39.7  | 47.7  |
| First Downs              | 79.0  | 62.0  |
| Rushing Yards/Game       | 229.3 | 196.7 |
| Passing Yards/Game       | 221.3 | 239.7 |
| Total Off. Yards/Game    | 450.7 | 436.3 |
| Total Yards Allowed/Game | 428.0 | 236.0 |
| Third Down Conv.         | 44.4% | 46.5% |
| Turnovers Gained         | 4     | 5     |
| Turnovers Lost           | 6     | 4     |
| Red Zone Offense         | 83.3% | 93.8% |
| Red Zone Defense         | 80.0% | 85.7% |
| Time of Possession/Game  | 32:33 | 29:56 |
| Penalty Yards/Game       | 45.00 | 33.33 |

### NCAA RANKING

| Category                 | FIU   | UM    |
|--------------------------|-------|-------|
| Points/Game              | t39th | 14th  |
| First Downs              | t14th | t67th |
| Rushing Yards/Game       | 31st  | 54th  |
| Passing Yards/Game       | 74th  | 66th  |
| Total Off. Yards/Game    | 50th  | t59th |
| Total Yards Allowed/Game | 94th  | 4th   |
| Third Down Conv.         | 42nd  | 34th  |
| Turnovers Gained         | 68th  | 45th  |
| Turnovers Lost           | 98th  | 56th  |
| Red Zone Offense         | t77th | 33rd  |
| Red Zone Defense         | t47th | t65th |
| Time of Possession/Game  | 27th  | 74th  |
| Penalty Yards/Game       | 30th  | 8th   |

Stats as of September 15th, 2018

## PANTHER TRENDS

### LEADING/TRAILING/TIED

|                                 |     |
|---------------------------------|-----|
| Leading At Half.....            | 1-0 |
| Trailing At Half.....           | 1-1 |
| Tied At Half.....               | 0-0 |
| Leading After 3rd Quarter.....  | 2-0 |
| Trailing After 3rd Quarter..... | 0-1 |

### SCORING

|                                   |     |
|-----------------------------------|-----|
| Scores First.....                 | 1-1 |
| Opponent Scores First.....        | 1-0 |
| Shutout at Half.....              | 0-0 |
| Holds Opp. Scoreless at Half..... | 0-0 |
| Scores 20+ Points.....            | 2-1 |
| Scores Under 20 Points.....       | 0-0 |
| Allows 20+ Points.....            | 2-1 |
| Holds Opp. Under 20 Points.....   | 0-0 |

### TOTAL YARDS

|                                    |     |
|------------------------------------|-----|
| Less Than 300 Yards.....           | 0-1 |
| 400+ Total Offense.....            | 1-0 |
| 500+ Total Offense.....            | 1-0 |
| 600+ Total Offense.....            | 0-0 |
| Hold Opp. Less Than 300 Yards..... | 0-0 |
| Allow Opp. 400+ Yards.....         | 1-1 |
| Allow Opp. 500+ Yards.....         | 0-0 |
| Allow Opp. 600+ Yards.....         | 0-0 |

### RUSH YARDS

|                                 |     |
|---------------------------------|-----|
| Less Than 100 Yards.....        | 0-0 |
| 100+ Yards Rushing.....         | 1-1 |
| 200+ Yards Rushing.....         | 0-0 |
| 300+ Yards Rushing.....         | 1-0 |
| Holds Opp. Under 100 Yards..... | 1-0 |
| Allows 100+ Yards Rushing.....  | 1-0 |
| Allows 200+ Yards Rushing.....  | 0-1 |
| Allows 300+ Yards Rushing.....  | 0-0 |

### PASS YARDS

|                                 |     |
|---------------------------------|-----|
| Less Than 200 Yards.....        | 0-1 |
| 200+ Yards Passing.....         | 1-0 |
| 300+ Yards Passing.....         | 1-0 |
| 400+ Yards Passing.....         | 0-0 |
| 500+ Yards Passing.....         | 0-0 |
| Holds Opp. Under 200 Yards..... | 0-0 |
| Allows 200+ Yards Passing.....  | 1-1 |
| Allows 300+ Yards Passing.....  | 1-0 |
| Allows 400+ Yards Passing.....  | 0-0 |
| Allows 500+ Yards Passing.....  | 0-0 |

### TURNOVERS

|                          |     |
|--------------------------|-----|
| Has 0 Turnovers.....     | 0-0 |
| Has 1 Turnover.....      | 1-0 |
| Has 2 Turnovers.....     | 1-0 |
| Has 3+ Turnovers.....    | 0-1 |
| Forces 0 Turnovers.....  | 1-0 |
| Forces 1 Turnover.....   | 0-1 |
| Forces 2 Turnover.....   | 0-0 |
| Forces 3+ Turnovers..... | 1-0 |

## HALL SHINES IN OPENER...

Redshirt freshman Dorian Hall had quite the game to open his FIU career, as the safety earned one interception while making six tackles in his first start as a Panther. Hall's interception also marked a significant milestone, as he became the first freshman since 2002 to earn a pick in a season opener.

### Freshmen Who've Earned INT in Season Opener

| Player         | Opponent    | Year |
|----------------|-------------|------|
| Nick Turnbull  | St. Peter's | 2002 |
| Gentry Jackson | St. Peter's | 2002 |
| Dorian Hall    | Indiana     | 2018 |

## ALEXANDER MOVES TO WR...

After beginning his career as a quarterback at FIU, redshirt junior Maurice Alexander made the switch from field general to wideout this season.

The transition has worked out so far for Alexander, as he earned his first career receiving touchdown in his first game at the new position.

### Alexander's 2018 WR Stats

| Opponent        | Rec. | Yds | TDs |
|-----------------|------|-----|-----|
| Indiana         | 4    | 25  | 1   |
| at Old Dominion | 1    | 29  | 0   |
| UMass           | 1    | 38  | 1   |

## SAGE AGAINST THE MACHINE...

Redshirt junior Sage Lewis earned a monster game against Indiana, becoming a tackling machine against the Hoosiers to earn 18 total tackles for the game. The linebacker's total is tied for first in the nation, while tying for fifth-most in a single game at FIU.

### Most Tackles in a Single Game

| No.  | Player            | Date     | Tackles |
|------|-------------------|----------|---------|
| 1.   | John Haritan      | 9/11/04  | 21      |
| 2.   | Keyonvis Bouie    | 10/28/06 | 20      |
| 3.   | Michael Dominguez | 11/17/07 | 19      |
| t3.  | Keyonvis Bouie    | 11/5/06  | 19      |
| 5.   | Sage Lewis        | 9/1/18   | 18      |
| t5.  | Keyonvis Bouie    | 12/3/06  | 18      |
| t5.  | Keyonvis Bouie    | 11/18/06 | 18      |
| t5.  | Keyonvis Bouie    | 10/20/06 | 18      |
| 9.   | Winston Fraser    | 10/18/11 | 17      |
| 10.  | Wendy Napoleon    | 10/7/06  | 16      |
| t10. | John Haritan      | 10/26/02 | 16      |
| t10. | Nick Turnbull     | 9/7/02   | 16      |

## SILVA SHINING...

Defensive end Fermin Silva earned second team All-CUSA honors in 2017 after having his best season as a Panther. Silva posted a team-best 14.0 tackles for loss and tied for second on the team in sacks with 7.0.

### Quarterback Sacks

|    |     |                           |      |
|----|-----|---------------------------|------|
| 1. | 9.5 | Jarvis Wilson (9-1/65)    | 2010 |
|    | 9.5 | Antwan Barnes (8-3/72)    | 2005 |
| 3. | 8.0 | Mike Wakefield (7-2/54)   | 2014 |
| 4. | 7.5 | Mike Wakefield (7-1/41)   | 2015 |
|    | 7.5 | Alexander Bostic (7-1/54) | 2006 |
| 6. | 7.0 | Fermin Silva (6-2/30)     | 2017 |
| 7. | 6.5 | Tourek Williams (5-3/56)  | 2012 |
|    | 6.5 | Denzell Perine (4-5/33)   | 2014 |
| 9. | 6.0 | Antwan Barnes (6-0/51)    | 2006 |
|    | 6.0 | Tourek Williams (5-2/36)  | 2010 |

## WILSON IN THE RECORD BOOKS...

Stone Wilson currently ranks in the school's top 10 in various punting categories, including career punts (169 - 2nd), career punt yards (6,725 - 2nd), and career yards-per-punt (39.80 - 3rd).

### Career Punts

|    |     |                           |              |
|----|-----|---------------------------|--------------|
| 1. | 176 | Josh Brisk (176-7,119)    | 2010-12      |
| 2. | 169 | Stone Wilson (169-6,725)  | 2015-Present |
| 3. | 163 | Doug Jones (163-5,907)    | 2002-04      |
| 4. | 142 | Carlos Munera (142-5,968) | 2008-09      |
| 5. | 129 | Chris Cook (129-4,949)    | 2006-07      |

### Career Punt Yards

|    |       |                           |              |
|----|-------|---------------------------|--------------|
| 1. | 7,119 | Josh Brisk (176-7,119)    | 2010-12      |
| 2. | 6,725 | Stone Wilson (169-6,725)  | 2015-Present |
| 3. | 5,968 | Carlos Munera (142-5,968) | 2008-09      |
| 4. | 5,907 | Doug Jones (163-5,907)    | 2002-04      |
| 5. | 4,949 | Chris Cook (129-4,949)    | 2006-07      |

### Career Average Per Punt (Minimum 60 punts)

|    |       |                           |              |
|----|-------|---------------------------|--------------|
| 1. | 42.03 | Carlos Munera (142-5,968) | 2008-09      |
| 2. | 40.55 | Josh Brisk (175-7,097)    | 2010-12      |
| 3. | 39.80 | Stone Wilson (169-6,725)  | 2015-Present |
| 4. | 38.36 | Chris Cook (129-4,949)    | 2006-07      |
| 5. | 36.57 | Chris Patullo (67-2,450)  | 2005-06      |

## PRESEASON WATCH LISTS...

Quarterback James Morgan and kicker Jose Borregales nabbed preseason watch list honors for their respective positions prior to the start of the 2018 season.

Morgan was named to the Johnny Unitas Golden Arm Award Watch List. Borregales was named to the Lou Groza Award Watch List.

# RICCARDO SILVA STADIUM/PLAYER HONORS



## >> RICCARDO SILVA STADIUM

Designed by Rossetti Architects, the stadium has a 6,500-square-foot Panther Club on the ground level, an upper concourse for additional fan seating and concessions, a jumbotron scoreboard, and 19 luxury suites. Seating includes chair-back seats and bench seating, all with backrests.

FIU Community Stadium was the first dedicated sports facility at the school, replacing Tamiami Field. Construction officially began on July 24, 1994 and the facility opened on September 24, 1995, as a 7,500-seat football and track stadium. It was built as a joint venture between FIU, Miami-Dade County Public Schools, Miami-Dade Parks, and the Miami-Dade County Youth Fair.

In anticipation of the inaugural FIU Golden Panthers football season in fall 2002, the university placed movable bleachers around the stadium's all-weather running track in 2001, which increased the stadium's capacity to 17,000 seats.

In 2007, the university announced a major expansion and redesign for FIU Stadium. The redesign of FIU Stadium would increase the stadium's capacity to 45,000 fans, to be built in phases. For the first phase of the expansion, the school demolished a large portion of the original 1995 stadium. The west, south and east sides of FIU Stadium were taken down and construction began on the new, permanent stadium. The expansion was completed in September 2008 for the 2008 football season. Phase one increased the stadium's capacity from 17,000 fans to 18,000, including 1,500 club seats. During construction, the 2007 football team played its home games in the Miami Orange Bowl.

The new facility opened for the first home game of the 2008 football season against the South Florida Bulls on Sept. 20. The Panthers lost 17-9 in front of a crowd of 16,717. FIU finished its first season in

the new stadium with three wins and two losses.

In 2009, the university began the second phase of the stadium expansion, which included the construction of a new football field house. Renovations were completed in 2012 and the capacity increased to 20,000 seats.

In April 2011, the field was named Alfonso Field after alumnus David F. Alfonso. The facility also includes a two-story, 50,000-square-foot field house, named for trustee R. Kirk Landon, which includes a 14,000-square-foot weight room. The stadium also includes 8,500 square feet of locker rooms, an equipment room, a full-service athletic training facility, a ticket office, a merchandise area, and an FIU Athletics Hall of Fame.

In 2017, the university agreed to a five year deal to rename the stadium after Riccardo Silva, part owner of Miami FC, which also plays at the stadium. Before the deal, Silva had donated \$3.76 million for various improvements to the stadium including a new playing surface and Jumbotron video scoreboard.

The newly re-named stadium's home opener featured a performance by Grammy nominated Latin star Maluma. Maluma returned to the stadium in April 2018 to record the video for the Spanish language version of Jason Derulo's World Cup 2018 anthem.

### LARGEST HOME CROWDS IN FIU HISTORY

| Attendance | Date           | Opponent | Result  |
|------------|----------------|----------|---------|
| 1. 22,682  | Oct. 1, 2011   | Duke     | L/31-27 |
| 2. 20,205  | Sept. 12, 2011 | UCF      | W/17-10 |
| 3. 19,872  | Sept. 11, 2010 | Rutgers  | L/19-14 |
| 4. 18,524  | Sept. 24, 2016 | UCF      | L/61-14 |
| 5. 17,962  | Oct. 24, 2015  | ODU      | W/41-12 |

## 2018 HONORS

**MAURICE ALEXANDER >> WR >> R-JR**  
Paul Hornung Award Weekly Honor Roll (Sept. 17)

**JOSE BORREGALES >> K/P >> R-SO**  
Lou Groza Award Watch List

**JORDAN BUDWIG >> OL >> GRADUATE**  
C-USA Coaches' Preseason Team  
PFF's National Team of the Week -  
Offense (Week 1, 2, 3)

**JAMES MORGAN >> QB >> REDSHIRT JUNIOR**  
Johnny Unitas Golden Arm Watch List

**FERMIN SILVA >> DL >> JUNIOR**  
C-USA Coaches' Preseason Team

## PRO PANTHERS

| Player            | Pos. | Team     | Yrs. |
|-------------------|------|----------|------|
| Johnathan Cyprien | SS   | Titans   | 6    |
| T.Y. Hilton       | WR   | Colts    | 7    |
| Dieugot Joseph*   | OT   | Jets     | 2    |
| Pharoah McKeever* | TE   | Browns   | 1    |
| Alex McGough*     | QB   | Seahawks | 1    |
| Jonnu Smith       | TE   | Titans   | 2    |
| Anthony Wint*     | LB   | Jets     | 1    |

\* Practice squad



## ASSOCIATED PRESS

| RK | SCHOOL            | PTS | W-L  | PR |
|----|-------------------|-----|------|----|
| 1  | Alabama(58)       | 3-0 | 1521 | 1  |
| 2  | Georgia           | 3-0 | 1416 | 3  |
| 3  | Clemson(3)        | 3-0 | 1405 | 2  |
| 4  | Ohio State        | 3-0 | 1357 | 4  |
| 5  | Oklahoma          | 3-0 | 1283 | 5  |
| 6  | LSU               | 3-0 | 1241 | 12 |
| 7  | Stanford          | 3-0 | 1055 | 9  |
| 8  | Notre Dame        | 3-0 | 1034 | 8  |
| 9  | Auburn            | 2-1 | 958  | 7  |
| 10 | Penn State        | 3-0 | 947  | 11 |
| 10 | Washington        | 2-1 | 947  | 10 |
| 12 | West Virginia     | 2-0 | 841  | 14 |
| 13 | Virginia Tech     | 2-0 | 816  | 13 |
| 14 | Mississippi State | 3-0 | 790  | 16 |
| 15 | Oklahoma State    | 3-0 | 587  | 24 |
| 16 | UCF               | 2-0 | 556  | 18 |
| 17 | TCU               | 2-1 | 502  | 15 |
| 18 | Wisconsin         | 2-1 | 486  | 6  |
| 19 | Michigan          | 2-1 | 448  | 19 |
| 20 | Oregon            | 3-0 | 399  | 20 |
| 21 | Miami             | 2-1 | 362  | 21 |
| 22 | Texas A&M         | 2-1 | 193  | NR |
| 23 | Boston College    | 3-0 | 130  | NR |
| 24 | Michigan State    | 1-1 | 86   | 25 |
| 25 | BYU               | 2-1 | 75   | NR |

## USA TODAY COACHES

| RK | SCHOOL            | W-L | PTS  | PR |
|----|-------------------|-----|------|----|
| 1  | Alabama(60)       | 3-0 | 1572 | 1  |
| 2  | Clemson(2)        | 3-0 | 1477 | 2  |
| 3  | Georgia           | 3-0 | 1436 | 3  |
| 4  | Ohio State(1)     | 3-0 | 1405 | 4  |
| 5  | Oklahoma          | 3-0 | 1339 | 5  |
| 6  | LSU               | 3-0 | 1171 | 13 |
| 7  | Stanford          | 3-0 | 1116 | 9  |
| 8  | Notre Dame        | 3-0 | 1083 | 8  |
| 9  | Penn State        | 3-0 | 1070 | 10 |
| 10 | Virginia Tech     | 2-0 | 927  | 11 |
| 11 | Auburn            | 2-1 | 921  | 7  |
| 12 | Washington        | 2-1 | 909  | 12 |
| 13 | West Virginia     | 2-0 | 824  | 15 |
| 14 | Mississippi State | 3-0 | 780  | 16 |
| 15 | Oklahoma State    | 3-0 | 672  | 19 |
| 16 | Wisconsin         | 2-1 | 626  | 6  |
| 17 | TCU               | 2-1 | 508  | 14 |
| 18 | UCF               | 2-0 | 500  | 18 |
| 19 | Oregon            | 3-0 | 384  | 23 |
| 20 | Miami             | 2-1 | 373  | 20 |
| 21 | Michigan          | 2-1 | 354  | 22 |
| 22 | Texas A&M         | 2-1 | 150  | NR |
| 23 | Michigan State    | 1-1 | 141  | 24 |
| 24 | Boise State       | 2-1 | 114  | 17 |
| 25 | Boston College    | 3-0 | 109  | NR |

## FIU IN THE POLLS

| WEEK      | AP | COACHES |
|-----------|----|---------|
| Preseason | NR | NR      |
| Week 1    | NR | NR      |
| Week 2    | NR | NR      |
| Week 3    | NR | NR      |



## 2018 CONFERENCE STANDINGS

### EAST DIVISION

| Team           | Conf. | CPct. | Overall | Pct.  |
|----------------|-------|-------|---------|-------|
| North Texas    | 0-0   | 0.000 | 3-0     | 1.000 |
| Louisiana Tech | 0-0   | 0.000 | 2-0     | 1.000 |
| UAB            | 0-0   | 0.000 | 2-1     | .667  |
| Southern Miss  | 0-0   | 0.000 | 1-1     | .500  |
| Rice           | 0-0   | 0.000 | 1-2     | .333  |
| UTEP           | 0-0   | 0.000 | 0-3     | .000  |
| UTSA           | 0-0   | 0.000 | 0-3     | .000  |

### WEST DIVISION

| Team             | Conf. | CPct. | Overall | Pct.  |
|------------------|-------|-------|---------|-------|
| Charlotte        | 1-0   | 1.000 | 2-1     | .667  |
| FIU              | 1-0   | 1.000 | 2-1     | .667  |
| Marshall         | 0-0   | 0.000 | 2-0     | 1.000 |
| Florida Atlantic | 0-0   | 0.000 | 2-1     | .667  |
| Middle Tennessee | 0-0   | 0.000 | 1-2     | .333  |
| WKU              | 0-0   | 0.000 | 0-3     | .000  |
| Old Dominion     | 0-2   | 0.000 | 0-3     | .000  |

On Nov. 15, 2016, Butch Davis was named the fourth head coach of the FIU football program, returning to South Florida where he made a name for himself as one of the premier minds in football.



In just one season at FIU, Davis' impact on the program was felt as the Panthers matched a school record in wins (8) and earned the school's third bowl berth – the first since the 2011 season. The 8-5 mark was the best record of any first-year head coach at FIU. He also led FIU to a 5-3 record in Conference USA play, which was good enough for a second-place finish in the C-USA East Division. FIU finished the 2017 regular season leading the nation in red zone scoring offense converting 98 percent of its red-zone chances (40-of-41), which included 30 touchdowns.

Davis' 2017 FIU squad not only matched the school record in wins, but the 2017 Panthers finished the regular season throwing for the most passing yards (3,031) and rushing for the second-most yards (2,069) in school history. The offense also totaled the second-most yards (5,100) and FIU scored the second-most points (333) in a season. Defensively, the Panthers' 23 sacks ranked eighth in a single-season and the 75 tackles for loss tied for seventh.

The success of Davis' first season led FIU to having the No. 1 ranked 2018 signing class in Conference USA and 67th nationally, which also ranked tops among all C-USA teams.

Davis also saw 12 Panthers earn All-CUSA honors highlighted by first team wide receiver Thomas Owens. Quarterback Alex McGough, left guard Jordan Budwig, linebacker Anthony Wint and cornerback Brad Muhammad earned second team All-CUSA honors while another six Panthers garnered honorable mention recognition and freshman Bryce Singleton made the All CUSA Freshman Team. McGough became the first quarterback in FIU history to be taken in the NFL draft when he was selected in the seventh round by the Seattle Seahawks.

Davis came to FIU after serving as a college football studio analyst, while also contributing to coverage on College Football Live, ESPN Radio, ESPN.com and SportsCenter since 2014. Before joining ESPN, Davis served as a consultant to former Tampa Bay Buccaneers Head Coach Greg Schiano during the 2012 and 2013 seasons.

Prior to FIU, Davis had last walked the college sidelines as head coach at the University of North Carolina (2007-10) where he not only backed up his reputation of rebuilding programs but made just as big of an impact off the field as well. Davis quickly rejuvenated the fan base in Chapel Hill and brought excitement to every Saturday at Kenan Stadium. Beginning with his first Carolina recruiting class in 2007, which many analysts ranked among the top 10 in the country, Davis connected with student-athletes and fans alike with his brand of fast, hard-nosed, disciplined football.

Carolina improved from 4-8 in 2007 to 8-5 in 2008, the sixth-best turnaround in the country. The Tar Heels won games over bowl teams Rutgers, Miami, Connecticut, Notre Dame, Boston College and Georgia Tech and were



## HEAD COACH BUTCH DAVIS

# 2011

FIU EARNED ITS FIRST BOWL BID SINCE THE 2011 SEASON AND THE THIRD OVERALL FOR THE PROGRAM

# 8

FIU'S EIGHT WINS IN 2017 TIED A PROGRAM RECORD FOR VICTORIES, TYING THE 2011 TEAM'S MARK

# 1ST

AFTER A SUCCESSFUL 2017, BUTCH DAVIS EARNED THE NO. 1 RANKED RECRUITING CLASS IN THE C-USA

in the hunt for the 2008 ACC championship until the final week of the season. Carolina's eight wins were its most since 2001. The Tar Heels earned an invitation to the Meineke Car Care Bowl in Charlotte, their first postseason game since 2004.

Davis led the 2009 Tar Heels to another 8-4 regular season record and a second-straight bowl appearance, the first time since the 1997-1998 seasons that UNC had made consecutive bowl appearances. In the Meineke Car Care Bowl, UNC fell to Pittsburgh giving UNC another 8-5 final record. North Carolina posted a third-consecutive 8-5 season in 2010 and its third-straight trip to a bowl game, capping the season with a thrilling 30-27 double-overtime win over Tennessee in the Franklin American Mortgage Music City Bowl. It was the Tar Heels' first bowl victory in nine years.

Davis was head coach for six seasons at Miami (1995-2000) and led the Hurricanes to a 51-20 record, three Big East Conference championships and four postseason bowl wins in as many appearances. He took over a Miami program faced with NCAA sanctions that restricted the number of scholarships in his first three

seasons. However, his Hurricane teams finished ranked in the Associated Press Top 25 on four occasions, including No. 2 in the nation in 2000, when the Canes went 11-1 and beat Florida, 37-20, in the Sugar Bowl.

In his first year in Coral Gables, Davis helped the Canes earn a share of the Big East Conference Championship by winning seven straight games to close the 1995 season. The team would have received an invitation to a BCS bowl game, however, Miami declined the invitation due to NCAA sanctions previously approved by university officials for violations prior to Davis' arrival.

Davis again led Miami to a share of the Big East title in 1996 and catapulted the Hurricanes to a top 20 ranking and their first bowl victory in five years with a 31-21 win over Virginia in the Carquest Bowl. The following season he led Miami to a 46-23 win over North Carolina State in the 1998 Micron PC Bowl.

Davis' 1999 squad began the year with a 23-12 victory over Ohio State in the Kickoff Classic and capped the season with a 28-13 victory over Georgia Tech in the Toyota Gator Bowl, the Hurricanes' first New Year's Day bowl game under Davis.



In his final year at Miami (2000), the Hurricanes posted an 11-1 mark, including a 37-20 victory over Florida in the Nokia Sugar Bowl. That team was second in the nation in scoring, fifth in total offense, fifth in scoring defense and eighth in pass defense.

Davis left Coral Gables following the 2000 season to join the Cleveland Browns. In his first season in Cleveland in 2001, Davis led his young team to an impressive 7-9 record. Cleveland led the NFL in takeaways with 42, including a league-high and team-record 33 interceptions. Cleveland was Davis' second stint in the NFL. He was a defensive assistant with the Dallas Cowboys from 1989-94 and was defensive coordinator in 1993 and 1994. The Cowboys won consecutive Super Bowls in 1992 and 1993 and played in one other NFC championship game.

Davis was defensive line coach at Miami from 1984-88 under head coach Jimmy Johnson, whom he also coached under for five years in Dallas and five years at Oklahoma State. The Hurricanes went 52-9 in those five years and won the national championship after beating Oklahoma in the Orange Bowl to cap a perfect 12-0 record in 1987. Davis entered the collegiate coaching ranks on the offensive side of the ball as an assistant on Johnson's Oklahoma State University teams from 1979-83. At Oklahoma State, Davis coached receivers and tight ends while also serving as recruiting coordinator.

Davis played college football at the University of Arkansas for Coach Frank Broyles, but his career was cut short due to a knee injury. He earned a bachelor's degree in biology and life science in 1974. His coaching career began as a volunteer assistant in 1973 at Fayetteville High School in Arkansas.

Paul Hilton (Butch) Davis is a native of Tahlequah, Oklahoma. Davis and his wife, Tammy, have a son, Drew, who is the tight ends coach on the Panthers' coaching staff.

## BUTCH DAVIS YEARLY COACHING HISTORY

|              |                              |  |
|--------------|------------------------------|--|
| 2017-present | FIU                          | Head Coach   |
| 2007-10      | University of North Carolina | Head Coach   |
| 2001-04      | Cleveland Browns             | Head Coach   |
| 1995-2000    | University of Miami          | Head Coach   |
| 1989-94      | Dallas Cowboys               | Assistant<br>Defensive Line 1989-92<br>Defensive Coordinator/Linebackers 1993-94 |
| 1984-88      | University of Miami          | Assistant (Defensive Line)   |
| 1979-83      | Oklahoma State               | Assistant (Tight ends, Receivers)  |
| 1978         | Tulsa Rogers (Okla.) H.S.    | Head Coach   |
| 1976-77      | Sand Springs (Okla.) H.S.    | Assistant<br>(Offensive Line, Outside Linebackers)                               |
| 1974-75      | Pawhuska (Okla.) H.S.        | Assistant<br>(Offensive, Defensive Line)   |
| 1973         | Fayetteville (Ark.) H.S.     | Volunteer Assistant (Receivers)  |

## YEAR-BY-YEAR COLLEGIATE HEAD COACHING RECORD

|            |      |   |
|------------|------|---|
| 2017 (FIU) | 8-5  | First FIU Bowl bid since 2011; School record 8 wins         |
| 2010 (UNC) | 8-5  | First bowl victory for Carolina in nine seasons             |
| 2009 (UNC) | 8-5  | UNC made back-to-back bowl games for first time in a decade |
| 2008 (UNC) | 8-5  | Back in rankings for the first time since 2001              |
| 2007 (UNC) | 4-8  |   |
| 2000 (UM)  | 11-1 | Ranked #2 in both polls Big East champions                  |
| 1999 (UM)  | 9-4  | Ranked #15 in both polls                                    |
| 1998 (UM)  | 9-3  | Ranked #20 AP, #21 coaches                                  |
| 1997 (UM)  | 5-6  |   |
| 1996 (UM)  | 9-3  | Ranked #14 in both polls Big East co-champions              |
| 1995 (UM)  | 8-3  | Ranked #20 AP Big East co-champions                         |

## SCHOOL BREAKDOWN

|               |              |
|---------------|--------------|
| FIU (2 years) | 10-6         |
| UNC (4 years) | 28-23        |
| UM (6 years)  | 51-20        |
| <b>Total</b>  | <b>89-49</b> |

## PRE- AND POSTSEASON HISTORY

|                         |   |
|-------------------------|---|
| <b>FIU (HEAD COACH)</b> |   |
| 2017                    | Bad Boy Mowers Gasparilla Bowl vs. Temple |

### NORTH CAROLINA (HEAD COACH)

|      |                                    |
|------|------------------------------------|
| 2010 | Music City vs. Tennessee           |
| 2009 | Meineke Car Care vs. Pittsburgh    |
| 2008 | Meineke Car Care vs. West Virginia |

### MIAMI (HEAD COACH)

|      |                                |
|------|--------------------------------|
| 2001 | Sugar vs. Florida              |
| 2000 | Gator vs. Georgia Tech         |
| 1999 | Kickoff Classic vs. Ohio State |
| 1998 | Micron PC vs. NC State         |
| 1996 | Carquest vs. Virginia          |

### MIAMI (ASSISTANT COACH)

|      |                       |
|------|-----------------------|
| 1989 | Orange vs. Nebraska   |
| 1988 | Orange vs. Oklahoma   |
| 1987 | Fiesta vs. Penn State |
| 1986 | Sugar vs. Tennessee   |
| 1985 | Fiesta vs. UCLA       |

### OKLAHOMA STATE (ASSISTANT COACH)

|      |                                 |
|------|---------------------------------|
| 1983 | Bluebonnet Bowl vs. Baylor      |
| 1981 | Independence Bowl vs. Texas A&M |

## SUPER BOWLS

|   |
|---|
| Dallas Cowboys, Super Bowl XXVII vs. Buffalo (assistant coach)        |
| Dallas Cowboys, Super Bowl XXVIII vs. Buffalo (defensive coordinator) |

## 1ST ROUND DRAFT PICKS COACHED OR RECRUITED BY DAVIS

Miami (28): Ray Lewis (LB), Yatil Green (WR), Kennard Lang (DE), Kenny Holmes (DE), Duane Starks (CB), Edgerrin James (RB), Bubba Franks (TE), Dan Morgan (LB), Damion Lewis (DT), Santana Moss (WR), Reggie Wayne (WR), Bryant McKinnie (DT), Jeremy Shockey (TE), Phillip Buchannon (CB), Ed Reed (S), Mike Rumph (CB), Andre Johnson (WR), Jerome McDougle (DE), Willis McGahee (RB), William Joseph (DT), Sean Taylor (S), Kellen Winslow (TE), Jonathan Vilma (LB), D.J. Williams (LB), Vernon Carey (DT), Vince Wilfork (DT), Antrel Rolle (CB), Kelly Jennings (CB)

North Carolina (7): Kentwan Balmer (DT), Hakeem Nicks (WR), Robert Quinn (DE), Quinton Coples (DE), Jonathan Cooper (OG), Sylvester Williams (DT), Eric Ebron (TE)

## OFFENSE

| Pos.         | No. | Player                | Ht.  | Wt. | Cl.   | Notable  |
|--------------|-----|-----------------------|------|-----|-------|--|
| WR >>>       | 9   | Bryce Singleton       | 5-10 | 193 | So.   | Played in 12 games last season, starting 4 times. Caught 17 passes for 228 yards and 3 TDs     |
|              | 11  | C.J. Worton           | 6-0  | 183 | R-Jr. | Leads the Panthers in receptions (9) and Receiving yards (171)                                 |
| WR >>>       | 15  | Austin Maloney        | 5-11 | 190 | R-Jr. | Played in 13 games last season, starting 5 times. Owns 5 passes for 79 yards and a TD in 2018  |
|              | 1   | Maurice Alexander     | 5-11 | 180 | R-Jr. | Has caught 6 passes for 92 yards and a touchdown this season. 69-yd punt return TD vs UMass    |
| LT >>>       | 77  | D'Antne Demery        | 6-5  | 320 | So.   | Has started all three games for FIU at left tackle   |
|              | 65  | Daquane Wilkie        | 6-4  | 275 | R-Sr. | Played in 11 games last season, starting 10 times on the Panther offensive line                |
| LG >>>       | 66  | Jordan Budwig         | 6-4  | 311 | Gr.   | Has started all three games for FIU at left guard  |
|              | 55  | Shane McGough         | 6-2  | 302 | R-So. | Played in 9 games last year, with his 2 starts coming against UMass and Temple to end 2017     |
| C >>>        | 60  | Dallas Connell        | 6-3  | 285 | Jr.   | Has started three games for FIU at center  |
|              | 76  | Neal Mars             | 6-3  | 305 | Sr.   | Played and started in 11 games last season, missing the final 2 games for the Panthers         |
| RG >>>       | 74  | Shacquille Williams   | 6-5  | 310 | R-Jr. | Has started all three games for FIU at right guard   |
|              | 55  | Shane McGough         | 6-2  | 302 | R-So. | Played in 9 games last year, with his 2 starts coming against UMass and Temple to end 2017     |
| RT >>>       | 79  | Kai Absheer           | 6-5  | 310 | R-Sr. | Has started all three games for FIU at right tackle  |
|              | 58  | Devontay Taylor       | 6-4  | 305 | R-So. | Saw action in 7 games in 2017, while starting 3 times to close out the regular season          |
| TE >>>       | 88  | Sterling Palmer       | 6-6  | 235 | Fr.   | Has eight catches for 70 yards in the opening three games of the season, earned TD vs UMass    |
|              | 84  | David O'Meara         | 6-5  | 245 | Fr.   | Rated as a two-star recruit coming out of high school, playing at Lawton Chiles in Tallahassee |
| FB >>>       | 32  | Colin Olsen           | 6-0  | 228 | Jr.   | Played in all 13 games last season, mostly on special teams. Recorded 4 total tackles          |
|              | 81  | Ivan Thomas           | 6-3  | 225 | Fr.   | Has seen action in all three games this season   |
| RB >>>       | 22  | Shawndarrius Phillips | 5-11 | 225 | Jr.   | Has 45 rushes for 249 yards and four touchdowns on the 2018 season                             |
|              | 23  | Napoleon Maxwell      | 6-0  | 215 | R-Sr. | Has 38 rushes for 185 yards and 2 touchdowns in 2018, earned the start for FIU against ODU     |
| QB >>><br>or | 8   | Christian Alexander   | 6-3  | 225 | R-Jr. | Went 6-for-8 against Indiana, throwing for 67 yards and rushing for seven yards                |
|              | 12  | James Morgan          | 6-4  | 213 | R-Jr. | Threw for 207 yards and two touchdowns on 16-of-23 passing against UMass                       |

## DEFENSE

| Pos.    | No. | Player                     | Ht.  | Wt. | Cl.   | Notable   |
|---------|-----|----------------------------|------|-----|-------|---|
| DE >>>  | 90  | Noah Curtis                | 6-5  | 248 | So.   | Earned four tackles and half a sack against UMass   |
|         | 96  | Josh Little                | 6-4  | 260 | R-Jr. | Collected two tackles against UMass   |
| DT >>>  | 97  | Tayland Humphrey           | 6-5  | 350 | R-Jr. | Earned one tackle and half a sack against ODU   |
|         | 99  | Jermaine Sherriff          | 6-2  | 275 | R-Sr. | Earned two tackles against UMass including a sack   |
| DT >>>  | 91  | Anthony Johnson            | 6-3  | 291 | R-Sr. | Earned two total tackles against UMass  |
|         | 93  | Teair Tart                 | 6-3  | 290 | R-Jr. | Collected four total tackles and two sacks versus UMass   |
| DE >>>  | 94  | Kevin Oliver               | 6-4  | 243 | So.   | Started for FIU at defensive end versus Indiana and recorded a half sack at ODU                     |
|         | 98  | Jordan Woods               | 6-4  | 275 | R-So. | Earned four total tackles in his first game at FIU, with one being for loss                         |
| WLB >>> | 7   | Fermin Silva               | 6-2  | 235 | Sr.   | Did not play against UMass due to injury  |
|         | 5   | Edwin Freeman              | 6-1  | 250 | Gr.   | Collected six total tackles on the night against UMass, four solos and two assist                   |
|         | 59  | Jamal Gates                | 6-2  | 225 | Jr.   | Claimed three tackles against Indiana, with two being assists                                       |
| MLB >>> | 3   | Sage Lewis                 | 6-1  | 240 | Jr.   | Ranks second in C-USA with 38 total tackles and is seventh in the country averaging 12 tpg          |
|         | 59  | Jamal Gates                | 6-2  | 225 | So.   | Claimed three tackles against Indiana, with two being assists                                       |
| SLB >>> | 45  | Rocky Jacques-Louis        | 6-3  | 205 | Fr.   | Collected eight tackles on the season and an Interception return for a TD against UMass             |
|         | 48  | Josh Powell                | 5-11 | 194 | So.   | Earned three tackles, including a tackle for loss, against the Minutemen                            |
| CB >>>  | 4   | Isaiah Brown               | 6-1  | 185 | Jr.   | Has 12 total tackles in the opening three games of the season                                       |
|         | 21  | Stantley Thomas-Oliver III | 6-2  | 184 | Jr.   | Collected three tackles, including a tackle for loss, against UMass                                 |
| CB >>>  | 20  | Emmanuel Lubin             | 6-1  | 190 | Sr.   | Started against Indiana & ODU, picking up two tackles on the season                                 |
|         | 35  | Rishard Dames              | 5-11 | 165 | So.   | Played in 7 games in 2017, earning 1 tackle in limited action                                       |
| FS >>>  | 36  | Dorian Hall                | 6-4  | 190 | R-Fr. | Earned an interception against Indiana, while racking up six total tackles in his first career game |
|         | 38  | Richard Dames              | 5-11 | 185 | So.   | Earned the start against Indiana, has collected nine tackles from the secondary                     |
| SS >>>  | 10  | Olin Cushion III           | 5-8  | 176 | Jr.   | Earned a career-high nine total tackles on the night against UMass                                  |
|         | 31  | Tyree Johnson              | 5-9  | 185 | Jr.   | Played in all 13 games for the Panthers last season. Earned 17 total tackles in 2017                |

## SPECIAL TEAMS

| Pos.         | No. | Player              | Ht.  | Wt. | Cl.   | Notable  |
|--------------|-----|---------------------|------|-----|-------|--|
| P >>>        | 6   | Stone Wilson        | 5-10 | 180 | Sr.   | Boomed six punts against ODU, averaging 43.5 per kick with a long of 51                      |
|              | 39  | Sean Young          | 6-1  | 190 | R-Jr. | Had four kickoffs versus Indiana, with three going for touchbacks                            |
| K >>>        | 30  | Jose Borregales     | 5-10 | 206 | R-So. | Was 9-of-9 on extra point attempts against UMass   |
|              | 39  | Sean Young          | 6-1  | 190 | R-Jr. | Had four kickoffs versus Indiana, with three going for touchbacks                            |
| or           | 98  | Estin Thiele        | 6-1  | 176 | Fr.   | True freshman from Menendez HS in St. Augustine, Florida                                     |
| KO >>>       | 39  | Sean Young          | 6-1  | 190 | R-Jr. | Had four kickoffs versus Indiana, with three going for touchbacks                            |
|              | 30  | Jose Borregales     | 5-10 | 206 | R-So. | Had 4 kickoffs last season, averaging 58.6 yards per boot. Also had 1 touchback              |
| KR >>>       | 23  | Napoleon Maxwell    | 6-0  | 215 | R-Sr. | Returned one kickoff for five yards against Indian   |
|              | 24  | D'Vonte Price       | 6-2  | 194 | So.   | Had 1 kickoff return last year, going for 17 yards   |
| PR >>>       | 1   | Maurice Alexander   | 5-11 | 180 | R-Jr. | Had 69-yd punt return TD vs UMass, owns 27.2 avg per punt return which ranks sixth in nation |
|              | 16  | Tony Gaiter IV      | 5-9  | 185 | Jr.   | Had 7 punt returns for an average of 6.1 yards   |
| LS >>><br>or | 61  | Tommy Zozus         | 6-0  | 236 | R-Fr. | Was redshirted last year   |
|              | 50  | Johnathan Scandrett | 5-8  | 197 | R-Jr. | Transferred to FIU from Delaware State   |
| HOLD >>>     | 6   | Stone Wilson        | 5-10 | 180 | Sr.   | Served as the primary holder last season   |
|              | 8   | Christian Alexander | 6-3  | 225 | R-Jr. | Went 6-for-8 against Indiana, throwing for 67 yards and rushing for seven yards              |

| No. | Player                    | Pos. | Height | Weight | Class | Hometown/Previous School/College                           |
|-----|---------------------------|------|--------|--------|-------|--|
| 1   | Maurice Alexander         | WR   | 5-11   | 180    | R-Jr. | Florida City, Fla. / Booker T. Washington HS               |
| 2   | Anthony Jones             | RB   | 5-11   | 215    | R-Sr. | Miami, Fla. / Miami Central HS                             |
| 3   | Sage Lewis                | LB   | 6-1    | 240    | R-Jr. | Opa-Locka, Fla. / Monsignor Pace HS                        |
| 4   | Isaiah Brown              | CB   | 6-1    | 185    | Jr.   | Tampa, Fla. / Tampa Bay Tech                               |
| 5   | Edwin Freeman             | LB   | 6-0    | 250    | Gr.   | Arlington, Texas/ Bowie HS / Texas                         |
| 5   | Demarcus Townsend         | RB   | 5-10   | 215    | Fr.   | Naples, Florida/Palmetto Ridge HS                          |
| 6   | Stone Wilson              | P/K  | 5-10   | 180    | Sr.   | Nokomis, Fla. / IMG Academy                                |
| 7   | Fermin Silva              | DL   | 6-2    | 235    | Sr.   | Miami, Fla. / Miami Central HS                             |
| 7   | Kaylan Wiggins            | QB   | 6-2    | 200    | R-Fr. | Sanford, Fla. / Seminole HS                                |
| 8   | Christian Alexander       | QB   | 6-3    | 225    | R-Jr. | Lakeland, Fla. / Lakeland Christian                        |
| 9   | Bryce Singleton           | WR   | 5-10   | 193    | So.   | Hilton Head Island, S.C. / Hilton Head Island HS           |
| 10  | Olin Cushion III          | S    | 5-8    | 176    | Jr.   | Miami, Fla. / Miami Central HS                             |
| 10  | Tanner Watson             | QB   | 6-3    | 177    | Fr.   | Jacksonville, Fla. / Atlantic Coast HS                     |
| 11  | CJ Worton                 | WR   | 6-0    | 183    | R-Jr. | Homestead, Fla. / South Dade HS/ Florida                   |
| 12  | James Morgan              | QB   | 6-4    | 213    | Gr.   | Green Bay, Wisc. / Ashwaubenon HS / Bowling Green          |
| 13  | Darius Philon             | WR   | 5-10   | 161    | R-Jr. | Winter Haven, Fla. / Winter Haven HS                       |
| 14  | Christian Irving          | DB   | 5-10   | 197    | R-Jr. | Lauderdale Lakes, Fla. / American Heritage HS / Wyoming    |
| 14  | Darrius Scott             | WR   | 5-11   | 195    | Jr.   | Miami, Fla. / Booker T. Washington HS                      |
| 15  | Quentin Bessent Jr.       | DB   | 5-10   | 156    | R-Jr. | Titusville, Fla. / Merritt Island / Huntingdon College     |
| 15  | Austin Maloney            | WR   | 5-11   | 190    | R-Jr. | Miami, Fla. / Christopher Columbus HS                      |
| 16  | Tony Gaiter IV            | WR   | 5-9    | 185    | Jr.   | Richmond Heights, Fla. / Westminster Christian             |
| 17  | Caleb Lynum               | QB   | 6-2    | 195    | Fr.   | Miami, Florida / East Ridge HS                             |
| 17  | Lewlin Irving Jr.         | DB   | 5-9    | 193    | R-Sr. | Tarmac, Fla. / JP Taravelle / Bethune-Cookman              |
| 18  | Malik Tyson               | DB   | 6-2    | 195    | R-So. | Tampa, Fla. / Robinson HS                                  |
| 19  | Shemar Thornton           | WR   | 5-11   | 182    | So.   | Miami, Fla. / Hallandale HS                                |
| 20  | Emmanuel Lubin            | DB   | 6-1    | 190    | Sr.   | Miami, Fla. / North Miami Beach HS                         |
| 21  | Stanley Thomas-Oliver III | DB   | 6-2    | 184    | Jr.   | Punta Gorda, Fla. / Charlotte HS                           |
| 22  | Shawndarrius Phillips     | RB   | 5-11   | 225    | Jr.   | Delray Beach, Fla. / Atlantic Community HS                 |
| 23  | Isaiah Hill               | S    | 5-11   | 195    | Jr.   | Tallahassee, Fla. / Florida State High                     |
| 23  | Napoleon Maxwell          | RB   | 6-0    | 215    | Gr.   | St. Petersburg, Fla. / Admiral Farragut Academy            |
| 24  | D'Vonte Price             | RB   | 6-2    | 194    | So.   | Punta Gorda, Fla. / Charlotte HS                           |
| 25  | Aris Duffey               | DB   | 5-11   | 178    | R-So. | St. Augustine, Fla. / Nease HS / App. State                |
| 26  | Jamal Anderson            | DB   | 6-2    | 180    | Fr.   | Homestead, Florida / South Dade HS                         |
| 27  | Benny McCray              | CB   | 6-2    | 185    | R-Fr. | Clermont, Fla. / East Ridge HS                             |
| 28  | Jesson Walker             | DB   | 6-1    | 170    | Fr.   | Southwest Brevard County, Florida / Rockledge HS           |
| 29  | Jacob White               | DB   | 6-0    | 175    | R-Fr. | Punta Gorda, Fla. / Charlotte HS                           |
| 30  | Jose Borregales           | K/P  | 5-10   | 206    | R-So. | Miami, Fla. / Booker T. Washington HS                      |
| 31  | Tyree Johnson             | DB   | 5-9    | 185    | Jr.   | Miami Gardens, Fla. / Miami Carol City HS                  |
| 32  | Collin Olsen              | RB   | 6-0    | 228    | Jr.   | Port Orange, Fla. / Spruce Creek HS                        |
| 33  | Shaun Peterson, Jr.       | RB   | 6-3    | 215    | Fr.   | Fort Lauderdale, Florida / Nova HS                         |
| 34  | Trent McGhee              | DB   | 6-0    | 198    | R-So. | Jacksonville, Fla. / Bolles HS                             |
| 35  | Rishard Dames             | DB   | 5-11   | 165    | So.   | Miami, Fla. / Booker T. Washington HS                      |
| 36  | Dorian Hall               | S    | 6-4    | 190    | R-Fr. | Hollywood, Fla. / South Broward HS                         |
| 37  | Jordan Atkins             | RB   | 5-9    | 188    | Fr.   | Miami, Fla./North Miami Beach HS                           |
| 37  | Romelo Brooks             | LB   | 5-10   | 200    | So.   | Miami, Fla. / Miami Killian HS                             |
| 38  | Richard Dames             | DB   | 5-11   | 185    | So.   | Miami, Fla. / Booker T. Washington HS                      |
| 39  | Sean Young                | K/P  | 6-1    | 190    | R-Jr. | Tampa, Fla. / Admiral Farragut Academy / ASA College Miami |
| 40  | Daniel Jackson            | DB   | 6-2    | 200    | So.   | Apex, N.C. / Middle Creek HS                               |
| 41  | Shamar Munroe             | DB   | 6-1    | 190    | Fr.   | Palmetto, Florida / Miami Palmetto HS                      |
| 42  | JoJo Louis                | DB   | 5-11   | 196    | Jr.   | Bradenton, Fla. / Braden River HS                          |
| 43  | Shawn O'Gorman            | WR   | 5-8    | 184    | R-Jr. | Weeki Wachee, Fla. / Weeki Wachee                          |
| 44  | Cadarius Gaskin           | WR   | 6-3    | 218    | Fr.   | Delray Beach, Fla. / Atlantic HS                           |
| 45  | Rocky Jacques-Louis       | LB   | 6-3    | 205    | Fr.   | Fort Myers, Fla. / Dunbar HS                               |
| 46  | Milord Juste              | DL   | 6-1    | 285    | Sr.   | Palm Beach Gardens, Fla. / Palm Beach Gardens              |
| 47  | Rod Sylvestre             | DB   | 5-11   | 193    | R-Jr. | Margate, Fla. / UCF / Calvary Christian Academy            |
| 48  | Josh Powell               | DB   | 5-11   | 194    | So.   | Riviera Beach, Fla. / Suncoast                             |
| 49  | Ulice Gillard III         | S    | 6-1    | 198    | R-So. | Orlando, Fla. / Lake Nona                                  |
| 50  | Johnathon Scandrett       | LS   | 5-8    | 197    | R-Jr. | Ellenwood, Ga./Woodland HS/Delaware State                  |
| 51  | Dimitry Prophete          | LB   | 6-1    | 230    | So.   | Miami, Fla./Southridge                                     |
| 52  | Donovan Georges           | LB   | 6-1    | 240    | Fr.   | Hialeah, Florida/Champagnat Catholic                       |
| 53  | Tevin Jones               | LB   | 6-4    | 220    | R-Fr. | Miami, Fla. / Miami Norland                                |
| 54  | Khaliq Jacas              | DL   | 6-2    | 230    | R-Jr. | Port Lucie, Fla. / St. Lucie West Centennial / ASA College |
| 55  | Shane McGough             | OL   | 6-2    | 302    | R-So. | Tampa, Fla. / Gaither                                      |
| 57  | Josh Colston              | LB   | 6-2    | 239    | Fr.   | Crystal Beach, Fla./East Ridge HS                          |
| 58  | Devontay Taylor           | OL   | 6-4    | 305    | R-So. | Odessa, Fla. / Mitchell                                    |
| 59  | Jamal Gates               | LB   | 6-2    | 225    | So.   | Palm Beach Gardens, Fla. / Dwyer                           |
| 60  | Dallas Connell            | OL   | 6-3    | 283    | Jr.   | Jacksonville, Fla. / First Coast                           |
| 61  | Tommy Zozus               | LS   | 6-0    | 236    | R-Fr. | Punta Gorda, Fla. / Charlotte                              |
| 62  | Mershawn Miller           | OL   | 6-2    | 313    | R-Fr. | Miami, Fla. / Miami Central                                |

# 2018 ROSTER

| No. | Player              | Pos. | Height | Weight | Class | Hometown/Previous School/College                                       |
|-----|---------------------|------|--------|--------|-------|--|
| 63  | Jaylin Daphnis      | OL   | 6-0    | 287    | R-Fr. | Miami, Fla. / Miami Norland  |
| 64  | Willa Pierre        | OL   | 6-2    | 287    | R-Fr. | Miami, Fla. / Booker T. Washington                                     |
| 65  | Daquane Wilkie      | OL   | 6-4    | 275    | R-Sr. | Orlando, Fla. / Oak Ridge  |
| 66  | Jordan Budwig       | OG   | 6-4    | 311    | Gr.   | Ft. Lauderdale, Fla. / University School                               |
| 67  | John Bolding        | OL   | 6-3    | 315    | Fr.   | Spring, Texas/Klein Oak H.S.   |
| 68  | Tahj Brighthaupt    | OL   | 6-7    | 374    | So.   | Miami, Fla./Broward College/Miami Central HS                           |
| 70  | Jason Jean          | OL   | 6-4    | 290    | R-Jr. | Miami, Fla./Miami Central/Marshall                                     |
| 71  | Deion Eakins        | OG   | 6-4    | 310    | So.   | Jacksonville, Fla. / Trinity Christian Academy                         |
| 72  | Davon Strickland    | DL   | 6-1    | 263    | Fr.   | Hollywood, Fla./South Broward HS                                       |
| 73  | Lyndell Hudson, Jr. | OL   | 6-6    | 300    | Fr.   | Brooksville, Florida/Central H.S.                                      |
| 74  | Shacquille Williams | DL   | 6-5    | 310    | R-Jr. | Charlotte, Fla. / The Academy at CTC / Dodge City (Kan.) CC            |
| 75  | Rashad Colson       | DL   | 6-5    | 310    | R-Fr. | Miami, Fla. / Miami Norland  |
| 76  | Neal Mars           | OG/C | 6-3    | 305    | Sr.   | Orange Park, Fla. / Fleming Island                                     |
| 77  | D'Antne Demery      | OL   | 6-5    | 320    | So.   | Brunswick, Ga./Brunswick HS/Hutchinson CC                              |
| 78  | Kameron Burns       | DL   | 6-4    | 270    | Fr.   | Crawfordville, Florida/Wakulla H.S                                     |
| 79  | Kai Absheer         | OL   | 6-5    | 310    | Gr.   | Oakland Park, Fla. / St. Thomas Aquinas                                |
| 80  | Zach Armour         | TE   | 6-3    | 220    | R-So. | Cocoa, Fla. / Cocoa  |
| 81  | Ivan Thomas         | TE   | 6-3    | 225    | Fr.   | Miami, Florida/Miami Palmetto H.S.                                     |
| 82  | Jordan Underwood    | WR   | 6-0    | 180    | Fr.   | Apopka, Fla./Olympia HS  |
| 84  | David D'Meara       | TE   | 6-5    | 245    | Fr.   | Tallahassee, Florida/Chiles H.S.                                       |
| 85  | DeAndre Williams    | WR   | 5-10   | 180    | R-Fr. | Miami, Fla. / Booker T. Washington                                     |
| 86  | Carson Genal        | TE   | 6-4    | 220    | R-Fr. | Naples, Fla. / Gulf Coast  |
| 87  | Maurquel Dillard    | WR   | 6-0    | 185    | Fr.   | Fort Lauderdale, Florida/Stranahan H.S.                                |
| 88  | Sterling Palmer     | TE   | 6-6    | 235    | Fr.   | Midlothian, Va./Fork Union Military                                    |
| 89  | Christian Vinson    | TE   | 6-5    | 220    | Sr.   | Ocala, Fla. / North Marion / Northland (Minn.) CC                      |
| 90  | Noah Curtis         | DL   | 6-5    | 248    | So.   | Delray Beach, Fla. / American Heritage                                 |
| 91  | Anthony Johnson     | DL   | 6-3    | 291    | R-Sr. | Kingsland, Ga. / Camden County   |
| 92  | Jason Mercier       | DL   | 6-3    | 262    | Fr.   | Boynton Beach, Fla./Atlantic HS  |
| 93  | Teair Tart          | DL   | 6-3    | 290    | R-Jr. | Philadelphia, Pa./ West Philadelphia/Ellsworth C.C.                    |
| 94  | Kevin Oliver        | DL   | 6-4    | 243    | So.   | Davie, Fla. / Western  |
| 95  | Andrew Tarver       | DT   | 6-1    | 295    | R-So. | Powder Springs, Ga. / McEachern  |
| 96  | Josh Little         | DL   | 6-4    | 260    | R-Jr. | Oklahoma City, Okla. / Trinity Christian Academy (Fla.) / Kansas State |
| 97  | Tayland Humphrey    | DL   | 6-5    | 350    | R-Jr. | Spring, Texas/ Klein Oak/Hutchinson CC                                 |
| 97  | Thomas Leo          | K/P  | 6-4    | 222    | Fr.   | Winter Garden, Fla. / East Ridge HS                                    |
| 98  | Estin Thiele        | P/K  | 6-1    | 176    | Fr.   | St. Augustine, Fla. / Pedro Menendez HS                                |
| 98  | Jordan Woods        | DL   | 6-4    | 275    | R-So. | Citra, Fla. / North Marion / Georgia Tech                              |
| 99  | Jermaine Sheriff    | DL   | 6-2    | 275    | R-Sr. | Ft. Lauderdale, Fla. / Hialeah   |

## COACHING STAFF

Butch Davis (Arkansas, '74)  
 Allen Mogridge (North Carolina, '99)  
 Brent Guy (Oklahoma State, '83)  
 Rich Skrosky (Ramapo College, '87)  
 Jeff Copp (Boise State, '01)  
 Tim Harris, Jr. (Miami, Fla., '08)  
 Aubrey Hill (Florida, '96)  
 Kenny Holmes (Miami, Fla., '97)  
 Eric Thatcher (Pittsburgh, '08)  
 James Vollono (Catholic Univ. of America, '03)  
 Drew Davis (Ole Miss, '16)  
 Brandon Taylor (FIU '15)  
 Drew Rodriguez (Penn State, '13)  
 Steven Ciocci (Wagner College, '12)  
 Kevin Gihon (Florida Atlantic, '15)

Head Coach : Nick Andrusisian (Fordham, '05)  
 Assistant Head Coach/Offensive Line : Thomas Carroll (Miami, Fla. '05)  
 Defensive Coordinator/Linebackers : Amanda Fernandez (Duquesne '13)  
 Offensive Coordinator/Quarterbacks : Matt Gerbert (Western Connecticut, '13)  
 Defensive Backs : Jed Keime (FIU, '12)  
 Running Backs : Joe Hausman (FIU '14)  
 Wide Receivers : Nick Stuhlmuller (FIU '17)  
 Defensive Line : Earl Little (Miami, Fla., '97)  
 Defensive Backs : Stacy Blickman (Westchester (Pa.), '16)  
 Special Teams Coordinator : Rodolfo Martinez  
 Tight Ends : Kevin O'Neill (Pittsburgh, '76)  
 Graduate Assistant : Paul Cipriano (North Central College, '13)  
 Graduate Assistant : Ayssa Roza (FIU '03)  
 Graduate Assistant : Bryn Renner (North Carolina, '14)  
 Graduate Assistant : Chad Smith (UT-Chattanooga, '06)  
 : Darryl MaGee  
 : Brady Gagnon (Minnesota State, '15)  
 : Andreu Swasey (Baylor, '95)  
 : Tia Withers (Alabama, '18)

Video Coordinator  
 Assistant Coach - Strength & Conditioning  
 Nutritionist  
 Assistant Coach - Strength & Conditioning  
 Assistant Director of Football Operations  
 Football Operations/Social Media Coordinator  
 Football Operations/Recruiting Assistant  
 Director of Player Development  
 Assistant Football Athletic Trainer  
 Football Athletic Trainer, Graduate Assistant  
 Head Football Athletic Trainer  
 Assistant Coach - Strength & Conditioning  
 Associate Director - SAAC  
 Director of Recruiting  
 Director of Strength & Conditioning  
 Equipment Manager  
 Assistant Equipment Manager  
 Assistant Coach - Strength & Conditioning  
 Executive Assistant to the Head Coach

## SUPPORT STAFF

## PRONUNCIATION GUIDE

|    |                   |                 |    |                     |                      |
|----|-------------------|-----------------|----|---------------------|----------------------|
| 79 | Kai Absheer       | Ky              | 55 | Shane McGough       | Mah-GOO              |
| 30 | Jose Borregales   | boar-A-Gal-es   | 64 | Willa Pierre        | Wil-UH               |
| 60 | Dallas Connell    | CON-el          | 24 | D'Vonte Price       | Duh-Von-Tay          |
| 61 | Douglas Connell   | CON-el          | 51 | Dimitry Prophete    | Duh-mee-tree Prophet |
| 71 | Deion Eakins      | EEK-ins         | 7  | Fermin Silva        | FUR-man              |
| 86 | Carson Genal      | GEE-nal         | 93 | Teair Tart          | Tee-Air              |
| 82 | Ulice Gillard III | U-lis           | 18 | Malik Tyson         | Ma-LEAK              |
| 46 | Milord Juste      | Me-LOW; Just-EE | 65 | Daquane Wilkie      | DAY-kwan; WILL-Key   |
| 54 | Khaliq Jacas      | Ja-q-us         | 74 | Shacquille Williams | SHAK-eel             |
| 20 | Emmanuel Lubin    | LOU-been        |    |                     |                      |

## RUSHING

### Individual with 25-30 rushing attempts:

|      |   |          |
|------|---|----------|
| FIU: | Alex Gardner (27) - Florida Atlantic        | 10/1/16  |
| Opp: | Devin Singletary (25) - at Florida Atlantic | 11/18/17 |

### Individual with 31 or more rushing attempts:

|      |                                |         |
|------|--------------------------------|---------|
| FIU: | Ben West (34) - Florida A&M    | 10/1/05 |
| Opp: | James Conner (31) - Pittsburgh | 9/13/14 |

### Individual rushed for 100-149 yards:

|      |  |         |
|------|--|---------|
| FIU: | Shawndarrius Phillips (124) & Napoleon Maxwell (108) - UMass | 9/15/17 |
| Opp: | Marquis Young (125) - vs. UMass                              | 12/2/17 |

### Individual rushed for 150-199 yards:

|      |  |          |
|------|--|----------|
| FIU: | Kedrick Rhodes (172) - Troy                  | 10/25/11 |
| Opp: | Devin Singletary (164) - at Florida Atlantic | 11/18/17 |

### Individual rushed for 200+ Yards:

|      |  |          |
|------|--|----------|
| FIU: | Ben West (214) - Florida A&M               | 10/1/05  |
| Opp: | Bennie Cunningham (230) - Middle Tennessee | 10/13/12 |

### Individual with 100 rush and receiving yards:

|      |  |        |
|------|--|--------|
| FIU: | Kedrick Rhodes (130 rush/115 rec.) - at Duke | 9/1/12 |
| Opp: | Never  | N/A    |

### Two rushers with 100 yards in a game:

|      |  |         |
|------|--|---------|
| FIU: | Shawndarrius Phillips (124) & Napoleon Maxwell (108) - UMass | 9/15/17 |
| Opp: | Benny Lemay (178), Hasaan Klugh (107) - Charlotte            | 9/30/17 |

### Three rushers with 100 yards in a game:

|      |  |          |
|------|--|----------|
| FIU: | Darriet Perry (186), T.Y. Hilton (158), Darian Mallary (118) - at Troy | 11/13/10 |
| Opp: | Never  | N/A      |

### Team with 40 rushing attempts:

|      |                          |          |
|------|--------------------------|----------|
| FIU: | 53 - vs UMass            | 9/15/18  |
| Opp: | 46 - at Florida Atlantic | 11/18/17 |

### Team with fewer than 25 rushing attempts:

|      |                   |          |
|------|-------------------|----------|
| FIU: | 21 - at Charlotte | 10/15/16 |
| Opp: | 24 - UMass        | 12/2/17  |

### Team rushed for 300+ Yards:

|      |                           |          |
|------|---------------------------|----------|
| FIU: | 348 - UMass               | 9/15/18  |
| Opp: | 333 - at Florida Atlantic | 11/18/17 |

### Team held between 51-100 yards rushing:

|      |                      |        |
|------|----------------------|--------|
| FIU: | 93 - at Old Dominion | 9/8/18 |
| Opp: | 78 - Alcorn State    | 9/8/17 |

### Team held under 50 yards rushing:

|      |                   |          |
|------|-------------------|----------|
| FIU: | 39 - at Charlotte | 10/15/16 |
| Opp: | 38 - N.C. Central | 9/19/15  |

### Individual scored on 50+ yard run:

|      |   |          |
|------|---|----------|
| FIU: | Alex McGough (60) - UMass                   | 12/2/17  |
| Opp: | Devin Singletary (70) - at Florida Atlantic | 11/18/17 |

## PASSING

### Individual with 40 pass attempts:

|      |                                  |          |
|------|----------------------------------|----------|
| FIU: | Alex McGough (50) - Old Dominion | 11/11/17 |
| Opp: | Andrew Ford (49) - UMass         | 12/2/17  |

### Individual with 50 pass attempts:

|      |                                  |          |
|------|----------------------------------|----------|
| FIU: | Alex McGough (50) - Old Dominion | 11/11/17 |
| Opp: | Chase Litton (52) - at Marshall  | 10/28/17 |

### Individual with 60 pass attempts:

|      |                                      |          |
|------|--------------------------------------|----------|
| FIU: | Never                                | N/A      |
| Opp: | Ben Dougherty (60) - vs. Florida A&M | 11/27/04 |

### Individual completed 25 passes:

|      |                                       |          |
|------|---------------------------------------|----------|
| FIU: | Alex McGough (27) - Middle Tennessee  | 10/29/16 |
| Opp: | John Urzua (25) - at Middle Tennessee | 10/7/17  |

### Individual completed 30 passes:

|      |                                  |          |
|------|----------------------------------|----------|
| FIU: | Alex McGough (35) - Old Dominion | 11/11/17 |
| Opp: | Andrew Ford (34) - UMass         | 12/2/17  |

### Individual passed for 300-399 yards:

|      |                                   |          |
|------|-----------------------------------|----------|
| FIU: | Alex McGough (323) - Old Dominion | 11/11/17 |
| Opp: | Andrew Ford (392) - UMass         | 12/2/17  |

### Individual passed for 400+ yards:

|      |  |          |
|------|--|----------|
| FIU: | Paul McCall (400) - at Florida Atlantic (OT) | 11/29/08 |
| Opp: | Graham Wilbert (403) - at Florida Atlantic   | 11/16/12 |

### Individual threw three (3) touchdowns:

|      |                                    |        |
|------|------------------------------------|--------|
| FIU: | James Morgan (3) - at Old Dominion | 9/8/18 |
| Opp: | Peyton Ramsey (3) - vs Indiana     | 9/1/18 |

### Individual threw four (4) touchdowns:

|      |                                       |          |
|------|---------------------------------------|----------|
| FIU: | Paul McCall (4) - at Florida Atlantic | 11/29/08 |
| Opp: | Andrew Ford (4) - UMass               | 12/2/17  |

### Individual threw five (5) touchdowns:

|      |                             |        |
|------|-----------------------------|--------|
| FIU: | Never                       | N/A    |
| Opp: | Dalton Williams (5) - Akron | 9/8/12 |

### Team with less than 10 pass attempts:

|      |                   |          |
|------|-------------------|----------|
| FIU: | 9 - at Louisville | 9/21/13  |
| Opp: | 7 - at UTEP       | 11/16/13 |

### Team with less than five (5) pass completions:

|      |                   |          |
|------|-------------------|----------|
| FIU: | 4 - at Louisville | 9/21/13  |
| Opp: | 3 - at UTEP       | 11/16/13 |

### Team had less than 50 yards passing:

|      |                    |          |
|------|--------------------|----------|
| FIU: | 27 - at Louisville | 9/21/13  |
| Opp: | 36 - Tulane        | 10/14/17 |

### Individual threw for a 60-69-yard touchdown:

|      |   |         |
|------|---|---------|
| FIU: | Alex McGough to Dennis Turner (64) - N.C. Central | 9/19/15 |
| Opp: | Driphus Jackson to James Mayden (69) - Rice       | 11/1/14 |

### Individual threw for a 70-yard+ touchdown:

|      |   |          |
|------|---|----------|
| FIU: | Alex McGough to Thomas Owens (75) - at UCF              | 8/31/17  |
| Opp: | Jason Driskel to Kalib Woods (79) - at Florida Atlantic | 11/18/17 |

## RECEIVING

### Individual caught 10 passes:

|      |                                  |          |
|------|----------------------------------|----------|
| FIU: | Thomas Owens (11) - Old Dominion | 11/11/17 |
| Opp: | Deon-Tay McManus (10) - Marshall | 11/19/16 |

### Individual had 100 yards receiving:

|      |   |         |
|------|---|---------|
| FIU: | Bryce Singleton (11) - UMass            | 12/2/17 |
| Opp: | Jonathan Duhart (150) - at Old Dominion | 9/8/18  |

### Two individuals with 100 yards receiving in a game:

|      |  |          |
|------|--|----------|
| FIU: | Glenn Coleman (115) and Willis Wright (109) - Middle Tenn. | 10/13/12 |
| Opp: | Richie James (127) and Ty Lee (100) - Middle Tennessee     | 10/29/15 |

## TOTAL OFFENSE

### Team gained 500 total yards:

|      |                                  |         |
|------|----------------------------------|---------|
| FIU: | 536 - UMass (329 rush, 207 pass) | 9/15/18 |
| Opp: | 548 - UMass (156 rush, 392 pass) | 12/2/17 |

### Team gained 600 total yards:

|      |                                      |         |
|------|--------------------------------------|---------|
| FIU: | 674 - UMass (379 rush, 295 pass)     | 12/2/17 |
| Opp: | 615 - at Kansas (224 rush, 391 pass) | 9/22/07 |

### Team gained between 100-200 total yards:

|      |                                  |         |
|------|----------------------------------|---------|
| FIU: | 189 - WKU (80 rush, 109 pass)    | 9/24/16 |
| Opp: | 172 - Rutgers (76 rush, 96 pass) | 9/11/10 |

### Team gained less than 100 total yards:

|      |                    |         |
|------|--------------------|---------|
| FIU: | 27 - at Louisville | 9/21/13 |
| Opp: | Never              | N/A     |

## FIRST DOWNS

### Team had 25 first downs:

|      |               |         |
|------|---------------|---------|
| FIU: | 31 - vs UMass | 9/15/18 |
| Opp: | 31 - Indiana  | 9/1/18  |

### Team had less than 10 first downs:

|      |            |         |
|------|------------|---------|
| FIU: | 9 - at UAB | 9/27/14 |
| Opp: | 9 - Wagner | 9/6/14  |

# LAST TIME IT HAPPENED

## PUNTING

### Team punted at least 10 times:

|             |                   |         |
|-------------|-------------------|---------|
| <b>FIU:</b> | 10 - at UAB       | 9/27/14 |
| <b>Opp:</b> | 10 - N.C. Central | 9/19/15 |

### Team did not punt:

|             |                                     |          |
|-------------|-------------------------------------|----------|
| <b>FIU:</b> | Never (1, several, last vs. Tulane) | 10/14/17 |
| <b>Opp:</b> | at Middle Tennessee                 | 11/9/13  |

### Individual recorded a +50-yard punt:

|             |                                  |         |
|-------------|----------------------------------|---------|
| <b>FIU:</b> | Stone Wilson (50) - Indiana      | 9/1/18  |
| <b>Opp:</b> | George Georgopoulos (50) - UMass | 9/15/18 |

### Individual recorded a +60-yard punt:

|             |                                       |         |
|-------------|---------------------------------------|---------|
| <b>FIU:</b> | Stone Wilson (67) - at UCF            | 8/31/17 |
| <b>Opp:</b> | Dalton Schomp (64) - Florida Atlantic | 10/1/16 |

### Individual recorded a +70-yard punt:

|             |   |          |
|-------------|---|----------|
| <b>FIU:</b> | Stone Wilson (71) - at Florida Atlantic | 11/18/17 |
| <b>Opp:</b> | Mike Ruggles (73) - at UTEP             | 11/16/13 |

### Individual blocked a punt:

|             |                                   |          |
|-------------|-----------------------------------|----------|
| <b>FIU:</b> | Kenyatta Anderson - Charlotte     | 11/7/15  |
| <b>Opp:</b> | David Baptiste - Florida Atlantic | 11/12/11 |

## TURNOVERS

### Individual threw three (3) interceptions:

|             |                             |        |
|-------------|-----------------------------|--------|
| <b>FIU:</b> | Alex McGough (3) - Indiana  | 9/1/16 |
| <b>Opp:</b> | Peyton Ramsey (3) - Indiana | 9/1/12 |

### Individual with two (2) interceptions:

|             |                             |          |
|-------------|-----------------------------|----------|
| <b>FIU:</b> | Brad Muhammad - at Marshall | 10/28/17 |
| <b>Opp:</b> | Michael Curtis - UMass      | 9/15/18  |

### Team had four (4) turnovers:

|             |   |          |
|-------------|---|----------|
| <b>FIU:</b> | 4 (1 INTs/3 fumbles) - at UCF           | 8/31/17  |
| <b>Opp:</b> | 5 (3 INTs/2 fumbles) - Middle Tennessee | 11/15/14 |

### Team had five (5) turnovers:

|             |   |          |
|-------------|---|----------|
| <b>FIU:</b> | 5 (2 INTs/3 fumbles) - at UTSA          | 10/11/14 |
| <b>Opp:</b> | 5 (3 INTs/2 fumbles) - Middle Tennessee | 11/15/14 |

### Team had six (6) turnovers:

|             |                                    |          |
|-------------|------------------------------------|----------|
| <b>FIU:</b> | 7 (5 INTs/2 fumbles) - at Arkansas | 10/27/07 |
| <b>Opp:</b> | 6 (4 INTs/2 fumbles) - at UAB      | 9/27/14  |

### Team lost three (3) fumbles:

|             |                      |          |
|-------------|----------------------|----------|
| <b>FIU:</b> | 3 - at UCF           | 8/31/17  |
| <b>Opp:</b> | 3 - Western Kentucky | 11/24/14 |

### Team lost six (6) fumbles:

|             |   |          |
|-------------|---|----------|
| <b>FIU:</b> | 6 - North Texas                         | 10/15/05 |
| <b>Opp:</b> | Never (High of 4 - twice - last Wagner) | 9/6/14   |

### Team recovered an onside kick:

|             |                  |          |
|-------------|------------------|----------|
| <b>FIU:</b> | 1 - Old Dominion | 11/11/17 |
| <b>Opp:</b> | 1 - N.C. Central | 9/19/15  |

## PENALTIES

### Team was penalized 10 times:

|             |             |          |
|-------------|-------------|----------|
| <b>FIU:</b> | 11 - Tulane | 10/14/17 |
| <b>Opp:</b> | 10 - at UCF | 8/31/17  |

### Team was not penalized:

|             |                                |          |
|-------------|--------------------------------|----------|
| <b>FIU:</b> | Never (Record low 2 - at Troy) | 10/18/03 |
| <b>Opp:</b> | Never (Record low 2 - Butler)  | 9/14/02  |

## SCORING

### Individual scored three touchdowns:

|             |  |         |
|-------------|--|---------|
| <b>FIU:</b> | Bryce Singleton (3, all receiving) - UMass | 12/2/17 |
| <b>Opp:</b> | Peyton Ramsey (3) - Indiana                | 9/1/18  |

### Individual scored four touchdowns:

|             |                            |         |
|-------------|----------------------------|---------|
| <b>FIU:</b> | T.Y. Hilton (4) - ULM      | 11/6/10 |
| <b>Opp:</b> | Anthony Wales (4) - at WKU | 11/5/16 |

### Individual caught two touchdown passes:

|             |                             |          |
|-------------|-----------------------------|----------|
| <b>FIU:</b> | Thomas Owens (2) - Marshall | 10/28/17 |
| <b>Opp:</b> | Donavan Hale (2) - Indiana  | 9/1/18   |

### Individual caught three touchdown passes:

|             |                             |         |
|-------------|-----------------------------|---------|
| <b>FIU:</b> | Bryce Singleton (3) - UMass | 12/2/17 |
| <b>Opp:</b> | Austin Duke (3) - Charlotte | 11/7/15 |

### Individual rushed for three touchdowns:

|             |  |          |
|-------------|--|----------|
| <b>FIU:</b> | Darriet Perry (3) - at Louisiana         | 11/20/10 |
| <b>Opp:</b> | Tavares Thomas (3) - at Middle Tennessee | 10/7/17  |

### Individual kicked three field goals:

|             |                          |          |
|-------------|--------------------------|----------|
| <b>FIU:</b> | Jose Borregales - Tulane | 10/14/17 |
| <b>Opp:</b> | Nice Rice - Old Dominion | 11/11/17 |

### Individual kicked four or more field goals:

|             |                                    |          |
|-------------|------------------------------------|----------|
| <b>FIU:</b> | Dustin Rivest (5) - Arkansas State | 11/08/08 |
| <b>Opp:</b> | Kyle Fischer (5) - Louisiana Tech  | 10/26/13 |

### Individual kicked a 50-yard field goal:

|             |                                     |         |
|-------------|-------------------------------------|---------|
| <b>FIU:</b> | Austin Taylor (50) - at UTEP        | 10/8/16 |
| <b>Opp:</b> | Greg Joseph (50) - Florida Atlantic | 10/1/16 |

### Individual returned a kickoff for a touchdown:

|             |   |          |
|-------------|---|----------|
| <b>FIU:</b> | Richard Leonard (100 yards) - at Florida Atlantic | 11/16/12 |
| <b>Opp:</b> | Carlos Henderson (92 yards) - LA Tech             | 10/22/16 |

### Individual returned a punt for a touchdown:

|             |   |          |
|-------------|---|----------|
| <b>FIU:</b> | Maurice Alexander (69 yards) - vs UMass | 9/15/18  |
| <b>Opp:</b> | Deandre Reaves (69 yards) - at Marshall | 11/14/15 |

### Individual returned an interception for a touchdown:

|             |   |         |
|-------------|---|---------|
| <b>FIU:</b> | Rocky Jacques-Louis (59 yards) - vs UMass | 9/15/18 |
| <b>Opp:</b> | J. Crawford (33 yards) - Indiana          | 9/1/18  |

### Individual returned a fumble for a touchdown:

|             |   |         |
|-------------|---|---------|
| <b>FIU:</b> | D/Vonte Price (38 yards) - Western Kentucky | 10/5/14 |
| <b>Opp:</b> | Andrew Power (29 yards) - North Texas       | 9/1/11  |

### Individual recovered a fumble in end zone for a TD:

|             |                                      |         |
|-------------|--------------------------------------|---------|
| <b>FIU:</b> | Chance Attaway - at Middle Tennessee | 9/29/07 |
| <b>Opp:</b> | Ryan Downing - North Texas           | 9/1/11  |

### Individual returned/recovered a blocked punt for a TD:

|             |  |         |
|-------------|--|---------|
| <b>FIU:</b> | Kenyatta Anderson (23 yards) - Charlotte | 11/7/15 |
| <b>Opp:</b> | Dakota Lewis (0 yards) - Kansas          | 9/22/07 |

### Individual returned/recovered a blocked FG for a TD:

|             |                                 |        |
|-------------|---------------------------------|--------|
| <b>FIU:</b> | Never                           |        |
| <b>Opp:</b> | Ross Cockrell (75 yards) - Duke | 9/1/12 |

### Individual returned a blocked PAT for a touchdown:

|             |                              |          |
|-------------|------------------------------|----------|
| <b>FIU:</b> | Zach Davis - vs. Florida A&M | 11/27/04 |
| <b>Opp:</b> | Never                        |          |

### Team scored a two-point conversion:

|             |  |         |
|-------------|--|---------|
| <b>FIU:</b> | at UTEP (Stantley Thomas pass from Alex McGough) | 10/8/16 |
| <b>Opp:</b> | UCF (Jordan Franks pass from Nick Patti)         | 9/24/16 |

### Team scored a safety:

|             |              |          |
|-------------|--------------|----------|
| <b>FIU:</b> | Old Dominion | 11/11/17 |
| <b>Opp:</b> | at UCF       | 8/31/17  |

### Team recorded a shutout:

|             |                    |          |
|-------------|--------------------|----------|
| <b>FIU:</b> | Butler (42-0)      | 9/14/02  |
| <b>Opp:</b> | at Marshall (52-0) | 11/14/15 |

### Team scored 28 points in a quarter:

|             |                          |         |
|-------------|--------------------------|---------|
| <b>FIU:</b> | 28 (2nd) - UMass         | 9/15/18 |
| <b>Opp:</b> | 28 (2nd) - at Louisville | 9/21/13 |

### Team scored 40 points in a half:

|             |                        |         |
|-------------|------------------------|---------|
| <b>FIU:</b> | 42 (1st) - vs UMass    | 9/15/18 |
| <b>Opp:</b> | 40 (1st) - at Maryland | 8/31/13 |



# 2018 OVERALL STATS

| Date           | Opponent        | Score   | Att.  |
|----------------|-----------------|---------|-------|
| Sep 01, 2018   | IND             | L 28-38 | 17082 |
| * Sep 08, 2018 | at Old Dominion | W 28-20 | 19243 |
| Sep 15, 2018   | UMASS           | W 63-24 | 14695 |

| Record:        | Overall | Home | Away | Neutral |
|----------------|---------|------|------|---------|
| All games      | 2-1     | 1-1  | 1-0  | 0-0     |
| Conference     | 1-0     | 0-0  | 1-0  | 0-0     |
| Non-Conference | 1-1     | 1-1  | 0-0  | 0-0     |

| Rushing        | gp-gs | att | gain | loss | net | avg | td | lg | avg/g |
|----------------|-------|-----|------|------|-----|-----|----|----|-------|
| PHILLIPS, S.   | 3-2   | 45  | 259  | 10   | 249 | 5.5 | 4  | 33 | 83.0  |
| MAXWELL, N.    | 3-0   | 38  | 186  | 1    | 185 | 4.9 | 2  | 18 | 61.7  |
| JONES, Anthony | 1-1   | 15  | 91   | 3    | 88  | 5.9 | 2  | 36 | 88.0  |
| PRICE, D'Vonte | 3-1   | 20  | 92   | 7    | 85  | 4.2 | 1  | 18 | 28.3  |
| ALEXANDER, C.  | 3-0   | 8   | 70   | 3    | 67  | 8.4 | 0  | 31 | 22.3  |
| ALEXANDER, M.  | 3-2   | 4   | 31   | 0    | 31  | 7.8 | 0  | 15 | 10.3  |
| Total          | 3     | 143 | 748  | 60   | 688 | 4.8 | 9  | 36 | 229.3 |
| Opponents      | 3     | 106 | 561  | 56   | 505 | 4.8 | 2  | 32 | 168.3 |

| Passing       | gp-gs | effic  | comp-att-int | pct  | yds | td | lg | avg/g |
|---------------|-------|--------|--------------|------|-----|----|----|-------|
| MORGAN, James | 3-3   | 148.33 | 44-70-3      | 62.9 | 548 | 6  | 47 | 182.7 |
| ALEXANDER, C. | 3-0   | 147.87 | 8-12-0       | 66.7 | 116 | 0  | 49 | 38.7  |
| Total         | 3     | 148.26 | 52-82-3      | 63.4 | 664 | 6  | 49 | 221.3 |
| Opponents     | 3     | 136.35 | 62-106-3     | 58.5 | 779 | 7  | 83 | 259.7 |

| Receiving       | gp-gs | no. | yds | avg  | td | lg | avg/g |
|-----------------|-------|-----|-----|------|----|----|-------|
| WORTON, C.      | 3-2   | 9   | 171 | 19.0 | 1  | 47 | 57.0  |
| GAITER IV, Tony | 3-1   | 8   | 85  | 10.6 | 1  | 35 | 28.3  |
| PALMER, S.      | 3-3   | 8   | 70  | 8.8  | 1  | 16 | 23.3  |
| ALEXANDER, M.   | 3-2   | 6   | 92  | 15.3 | 2  | 38 | 30.7  |
| MALONEY, Austin | 3-2   | 5   | 79  | 15.8 | 1  | 36 | 26.3  |
| SINGLETON, B.   | 1-0   | 4   | 62  | 15.5 | 0  | 49 | 62.0  |
| MAXWELL, N.     | 3-0   | 4   | 15  | 3.8  | 0  | 5  | 5.0   |
| PHILLIPS, S.    | 3-2   | 3   | 56  | 18.7 | 0  | 35 | 18.7  |
| PRICE, D'Vonte  | 3-1   | 2   | 14  | 7.0  | 0  | 8  | 4.7   |
| SCOTT, Darrius  | 2-0   | 1   | 15  | 15.0 | 0  | 15 | 7.5   |
| GENAL, Carson   | 1-0   | 1   | 7   | 7.0  | 0  | 7  | 7.0   |
| JONES, Anthony  | 1-1   | 1   | -2  | -2.0 | 0  | 0  | -2.0  |
| Total           | 3     | 52  | 664 | 12.8 | 6  | 49 | 221.3 |
| Opponents       | 3     | 62  | 779 | 12.6 | 7  | 83 | 259.7 |

| Field Goals    | fg  | pct | 01-19 | 20-29 | 30-39 | 40-49 | 50-99 | lg | blk |
|----------------|-----|-----|-------|-------|-------|-------|-------|----|-----|
| BORREGALES, J. | 0-1 | 0.0 | 0-0   | 0-0   | 0-1   | 0-0   | 0-0   | 0  | 0   |

| Scoring         | td | fg  | PAT   |      |     |      | dxp | saf | pts |
|-----------------|----|-----|-------|------|-----|------|-----|-----|-----|
|                 |    |     | kick  | rush | rcv | pass |     |     |     |
| PHILLIPS, S.    | 4  | -   | -     | -    | -   | -    | -   | -   | 24  |
| ALEXANDER, M.   | 3  | -   | -     | -    | -   | -    | -   | -   | 18  |
| BORREGALES, J.  | -  | 0-1 | 17-17 | -    | -   | -    | -   | -   | 17  |
| JONES, Anthony  | 2  | -   | -     | -    | -   | -    | -   | -   | 12  |
| MAXWELL, N.     | 2  | -   | -     | -    | -   | -    | -   | -   | 12  |
| PRICE, D'Vonte  | 1  | -   | -     | -    | -   | -    | -   | -   | 6   |
| WORTON, C.      | 1  | -   | -     | -    | -   | -    | -   | -   | 6   |
| GAITER IV, Tony | 1  | -   | -     | -    | -   | -    | -   | -   | 6   |
| PALMER, S.      | 1  | -   | -     | -    | -   | -    | -   | -   | 6   |
| MALONEY, Austin | 1  | -   | -     | -    | -   | -    | -   | -   | 6   |
| JACQUES-LOUIS,R | 1  | -   | -     | -    | -   | -    | -   | -   | 6   |
| Total           | 17 | 0-1 | 17-17 | -    | -   | -    | -   | -   | 119 |
| Opponents       | 10 | 4-5 | 10-10 | -    | -   | -    | -   | -   | 82  |

| Score by Quarters | 1st | 2nd | 3rd | 4th | OT | Total |
|-------------------|-----|-----|-----|-----|----|-------|
| FIU               | 21  | 49  | 35  | 14  | 0  | 119   |
| Opponents         | 28  | 30  | 21  | 3   | 0  | 82    |

| Team Statistics         | FIU     | OPP      |
|-------------------------|---------|----------|
| FIRST DOWNS             | 79      | 71       |
| Rushing                 | 41      | 27       |
| Passing                 | 30      | 36       |
| Penalty                 | 8       | 8        |
| RUSHING YARDAGE         | 688     | 505      |
| Rushing Attempts        | 143     | 106      |
| Average Per Rush        | 4.8     | 4.8      |
| Average Per Game        | 229.3   | 168.3    |
| TDs Rushing             | 9       | 2        |
| PASSING YARDAGE         | 664     | 779      |
| Comp-Att-Int            | 52-82-3 | 62-106-3 |
| Average Per Pass        | 8.1     | 7.3      |
| Average Per Catch       | 12.8    | 12.6     |
| Average Per Game        | 221.3   | 259.7    |
| TDs Passing             | 6       | 7        |
| TOTAL OFFENSE           | 1352    | 1284     |
| Average Per Play        | 6.0     | 6.1      |
| Average Per Game        | 450.7   | 428.0    |
| KICK RETURNS: #-Yards   | 8-147   | 9-187    |
| PUNT RETURNS: #-Yards   | 5-136   | 5-53     |
| INT RETURNS: #-Yards    | 3-73    | 3-33     |
| FUMBLES-LOST            | 6-3     | 1-1      |
| PENALTIES-Yards         | 14-135  | 16-165   |
| PUNTS-AVG               | 10-44.0 | 13-39.5  |
| TIME OF POSSESSION/Game | 32:33   | 27:27    |
| 3RD-DOWN Conversions    | 16/36   | 14/38    |
| 4TH-DOWN Conversions    | 6/7     | 3/4      |

| Interceptions   | no. | yds | avg  | td | lg |
|-----------------|-----|-----|------|----|----|
| JACQUES-LOUIS,R | 1   | 59  | 59.0 | 1  | 59 |
| HALL, Dorian    | 1   | 14  | 14.0 | 0  | 14 |
| GATES, Jamal    | 1   | 0   | 0.0  | 0  | 0  |

| Punting       | no. | yds | avg  | lg | tb | fc | i20 | 50+ | blk |
|---------------|-----|-----|------|----|----|----|-----|-----|-----|
| WILSON, Stone | 10  | 440 | 44.0 | 51 | 1  | 4  | 2   | 2   | 0   |

| Punt Returns  | no. | yds | avg  | td | lg |
|---------------|-----|-----|------|----|----|
| ALEXANDER, M. | 5   | 136 | 27.2 | 1  | 69 |
| Total         | 5   | 136 | 27.2 | 1  | 69 |
| Opponents     | 5   | 53  | 10.6 | 0  | 25 |

| Kick Returns   | no. | yds | avg  | td | lg |
|----------------|-----|-----|------|----|----|
| BROWN, Isaiah  | 4   | 75  | 18.8 | 0  | 27 |
| PRICE, D'Vonte | 3   | 67  | 22.3 | 0  | 30 |
| MAXWELL, N.    | 1   | 5   | 5.0  | 0  | 5  |
| Total          | 8   | 147 | 18.4 | 0  | 30 |
| Opponents      | 9   | 187 | 20.8 | 0  | 51 |

| All Purpose    | g | rush | rcv | pr  | kr  | ir | total | avg/g |
|----------------|---|------|-----|-----|-----|----|-------|-------|
| PHILLIPS, S.   | 3 | 249  | 56  | 0   | 0   | 0  | 305   | 101.7 |
| ALEXANDER, M.  | 3 | 31   | 92  | 136 | 0   | 0  | 259   | 86.3  |
| MAXWELL, N.    | 3 | 185  | 15  | 0   | 5   | 0  | 205   | 68.3  |
| WORTON, C.     | 3 | 0    | 171 | 0   | 0   | 0  | 171   | 57.0  |
| PRICE, D'Vonte | 3 | 85   | 14  | 0   | 67  | 0  | 166   | 55.3  |
| Total          | 3 | 688  | 664 | 136 | 147 | 73 | 1708  | 569.3 |
| Opponents      | 3 | 505  | 779 | 53  | 187 | 33 | 1557  | 519.0 |

| Total Offense  | g | plays | rush | pass | total | avg/g |
|----------------|---|-------|------|------|-------|-------|
| MORGAN, James  | 3 | 80    | -6   | 548  | 542   | 180.7 |
| PHILLIPS, S.   | 3 | 45    | 249  | 0    | 249   | 83.0  |
| MAXWELL, N.    | 3 | 38    | 185  | 0    | 185   | 61.7  |
| ALEXANDER, C.  | 3 | 20    | 67   | 116  | 183   | 61.0  |
| JONES, Anthony | 1 | 15    | 88   | 0    | 88    | 88.0  |
| Total          | 3 | 225   | 688  | 664  | 1352  | 450.7 |
| Opponents      | 3 | 212   | 505  | 779  | 1284  | 428.0 |

| #  | Defensive Leaders | gp-gs | Tackles |    |     |       | tfl/yds | Sacks | Pass defense |         |      | Fumbles |         | blkd | saf |
|----|-------------------|-------|---------|----|-----|-------|---------|-------|--------------|---------|------|---------|---------|------|-----|
|    |                   |       | ua      | a  | tot |       |         |       | no-yds       | int-yds | brup | qbh     | rcv-yds |      |     |
| 3  | LEWIS, Sage       | 3-3   | 18      | 18 | 36  | 0.5-0 |         |       |              | 4       |      |         |         |      |     |
| 5  | FREEMAN, Edwin    | 3-3   | 9       | 8  | 17  |       |         |       |              |         |      |         |         |      |     |
| 10 | CUSHION III, O.   | 3-3   | 12      | 4  | 16  |       |         |       |              |         |      |         |         |      |     |
| 38 | DAMES, Richard    | 3-1   | 9       | 6  | 15  | 1.0-3 |         |       |              |         |      |         |         |      |     |
| 90 | CURTIS, Noah      | 3-1   | 3       | 11 | 14  |       | 0.5-0   |       |              |         |      |         |         |      |     |
|    | Total             | 3     | 42      | 61 | 91  | 1.5-3 | 6-11    | 4     | 11           | 4       | 1    | 0       |         |      |     |

# 2018 TEAM STATS

| <b>Team Statistics</b>         | <b>FIU</b>   | <b>OPP</b>   |
|--------------------------------|--------------|--------------|
| <b>SCORING</b>                 | 119          | 82           |
| Points Per Game                | 39.7         | 27.3         |
| Points Off Turnovers           | 21           | 14           |
| <b>FIRST DOWNS</b>             | 79           | 71           |
| Rushing                        | 41           | 27           |
| Passing                        | 30           | 36           |
| Penalty                        | 8            | 8            |
| <b>RUSHING YARDAGE</b>         | 688          | 505          |
| Yards gained rushing           | 748          | 561          |
| Yards lost rushing             | 60           | 56           |
| Rushing Attempts               | 143          | 106          |
| Average Per Rush               | 4.8          | 4.8          |
| Average Per Game               | 229.3        | 168.3        |
| TDs Rushing                    | 9            | 2            |
| <b>PASSING YARDAGE</b>         | 664          | 779          |
| Comp-Att-Int                   | 52-82-3      | 62-106-3     |
| Average Per Pass               | 8.1          | 7.3          |
| Average Per Catch              | 12.8         | 12.6         |
| Average Per Game               | 221.3        | 259.7        |
| TDs Passing                    | 6            | 7            |
| <b>TOTAL OFFENSE</b>           | 1352         | 1284         |
| Total Plays                    | 225          | 212          |
| Average Per Play               | 6.0          | 6.1          |
| Average Per Game               | 450.7        | 428.0        |
| <b>KICK RETURNS: #-Yards</b>   | 8-147        | 9-187        |
| <b>PUNT RETURNS: #-Yards</b>   | 5-136        | 5-53         |
| <b>INT RETURNS: #-Yards</b>    | 3-73         | 3-33         |
| <b>KICK RETURN AVERAGE</b>     | 18.4         | 20.8         |
| <b>PUNT RETURN AVERAGE</b>     | 27.2         | 10.6         |
| <b>INT RETURN AVERAGE</b>      | 24.3         | 11.0         |
| <b>FUMBLES-LOST</b>            | 6-3          | 1-1          |
| <b>PENALTIES-Yards</b>         | 14-135       | 16-165       |
| Average Per Game               | 45.0         | 55.0         |
| <b>PUNTS-Yards</b>             | 10-440       | 13-514       |
| Average Per Punt               | 44.0         | 39.5         |
| Net punt average               | 36.7         | 27.5         |
| <b>KICKOFFS-Yards</b>          | 18-1121      | 17-1041      |
| Average Per Kick               | 62.3         | 61.2         |
| Net kick average               | 40.8         | 42.3         |
| <b>TIME OF POSSESSION/Game</b> | 32:33        | 27:27        |
| <b>3RD-DOWN Conversions</b>    | 16/36        | 14/38        |
| 3rd-Down Pct                   | 44%          | 37%          |
| <b>4TH-DOWN Conversions</b>    | 6/7          | 3/4          |
| 4th-Down Pct                   | 86%          | 75%          |
| <b>SACKS BY-Yards</b>          | 6-41         | 3-21         |
| <b>MISC YARDS</b>              | 0            | 0            |
| <b>TOUCHDOWNS SCORED</b>       | 17           | 10           |
| <b>FIELD GOALS-ATTEMPTS</b>    | 0-1          | 4-5          |
| <b>ON-SIDE KICKS</b>           | 1-2          | 0-0          |
| <b>RED-ZONE SCORES</b>         | (20-24) 83%  | (24-30) 80%  |
| <b>RED-ZONE TOUCHDOWNS</b>     | (20-24) 83%  | (16-30) 53%  |
| <b>PAT-ATTEMPTS</b>            | (17-17) 100% | (10-10) 100% |
| <b>ATTENDANCE</b>              | 63554        | 38486        |
| Games/Avg Per Game             | 4/15888      | 2/19243      |
| Neutral Site Games             |              | 0/0          |

| <b>Score by Quarters</b> | <b>1st</b> | <b>2nd</b> | <b>3rd</b> | <b>4th</b> | <b>OT</b> | <b>Total</b> |
|--------------------------|------------|------------|------------|------------|-----------|--------------|
| FIU                      | 21         | 49         | 35         | 14         | 0         | 119          |
| Opponents                | 28         | 30         | 21         | 3          | 0         | 82           |



# 2018 RESULTS

| <b>Date</b>    | <b>Opponent</b> |   | <b>Score</b> | <b>Overall</b> | <b>Conference</b> | <b>Time</b> | <b>Attend</b> |
|----------------|-----------------|---|--------------|----------------|-------------------|-------------|---------------|
| Sep 01, 2018   | IND             | L | 28-38        | 0-1            | 0-0               | 3:20        | 17082         |
| * Sep 08, 2018 | at Old Dominion | W | 28-20        | 1-1            | 1-0               | 5:01        | 19243         |
| Sep 15, 2018   | UMASS           | W | 63-24        | 2-1            | 1-0               | 3:05        | 14695         |

# 2018 GAME-BY-GAME

| Date      | Opponent        | Rushing |     |    |    | Receiving |     |    |    | Passing     |     |    |    | Kick Returns |     |    |    | Punt Returns |     |    |    | tot<br>off |
|-----------|-----------------|---------|-----|----|----|-----------|-----|----|----|-------------|-----|----|----|--------------|-----|----|----|--------------|-----|----|----|------------|
|           |                 | no.     | yds | td | lg | no.       | yds | td | lg | cmp-att-int | yds | td | lg | no.          | yds | td | lg | no.          | yds | td | lg |            |
| Sep 01    | IND             | 39      | 170 | 3  | 36 | 17        | 157 | 1  | 35 | 17-28-1     | 157 | 1  | 35 | 3            | 53  | 0  | 27 | 0            | 0   | 0  | 0  | 327        |
| Sep 08    | at Old Dominion | 51      | 189 | 1  | 33 | 19        | 300 | 3  | 49 | 19-31-1     | 300 | 3  | 49 | 3            | 44  | 0  | 17 | 0            | 0   | 0  | 0  | 489        |
| Sep 15    | UMASS           | 53      | 329 | 5  | 31 | 16        | 207 | 2  | 38 | 16-23-1     | 207 | 2  | 38 | 2            | 50  | 0  | 30 | 5            | 136 | 1  | 69 | 536        |
| Opponents |                 | 143     | 688 | 9  | 36 | 52        | 664 | 6  | 49 | 52-82-3     | 664 | 6  | 49 | 8            | 147 | 0  | 30 | 5            | 136 | 1  | 69 | 1352       |
|           |                 | 106     | 505 | 2  | 32 | 62        | 779 | 7  | 83 | 62-106-3    | 779 | 7  | 83 | 9            | 187 | 0  | 51 | 5            | 53  | 0  | 25 | 1284       |

Games: 3 • Avg/rush: 4.8 • Avg/catch: 12.8 • Pass effic: 148.26 • KR avg: 18.4 • PR avg: 27.2 • All purpose avg/game: 569.3 • Total offense avg/gm: 450.7

| Date      | Opponent        | Tackles |     |       |         | Sacks<br>no-yds | Fumble |        | Pass Defense |     |      | blkd<br>kick | PAT Attempts |      |     | off |     |     |    |
|-----------|-----------------|---------|-----|-------|---------|-----------------|--------|--------|--------------|-----|------|--------------|--------------|------|-----|-----|-----|-----|----|
|           |                 | ua      | a   | total | lfl-yds |                 | ff     | fr-yds | int-yds      | qbh | brup |              | kick         | rush | rcv | saf | t/o | pts |    |
| Sep 01    | IND             | 50      | 34  | 84    | 3.0-13  | 1.0-9           | 0      | 0-0    | 1-14         | 1   | 2    | 0            | 4-4          | 0    | 0   | 0   | 0   | 7   | 28 |
| Sep 08    | at Old Dominion | 26      | 34  | 60    | 6.0-15  | 2.0-7           | 0      | 0-0    | 0-0          | 3   | 4    | 0            | 4-4          | 0    | 0   | 0   | 0   | 0   | 28 |
| Sep 15    | UMASS           | 27      | 46  | 73    | 5.0-28  | 3.0-25          | 0      | 1-0    | 2-59         | 0   | 5    | 0            | 9-9          | 0    | 0   | 0   | 14  | 63  |    |
| Opponents |                 | 103     | 114 | 217   | 14.0-56 | 6.0-41          | 0      | 1-0    | 3-73         | 4   | 11   | 0            | 17-17        | 0    | 0   | 0   | 21  | 119 |    |
|           |                 | 103     | 134 | 237   | 13.0-41 | 3.0-21          | 5      | 3-0    | 3-33         | 5   | 11   | 0            | 10-10        | 0    | 0   | 0   | 14  | 82  |    |

| Date      | Opponent        | Punting |     |      |      |      |    |    |     | Field Goals |        |      | Kickoffs |     |      |      |    |    |
|-----------|-----------------|---------|-----|------|------|------|----|----|-----|-------------|--------|------|----------|-----|------|------|----|----|
|           |                 | no.     | yds | avg  | long | blkd | tb | fc | 50+ | i20         | md-att | long | blkd     | no. | yds  | avg  | tb | ob |
| Sep 01    | IND             | 3       | 132 | 44.0 | 50   | 0    | 0  | 2  | 1   | 0           | 0-0    | 0    | 0        | 4   | 260  | 65.0 | 3  | 0  |
| Sep 08    | at Old Dominion | 6       | 261 | 43.5 | 51   | 0    | 0  | 2  | 1   | 2           | 0-1    | 0    | 0        | 4   | 258  | 64.5 | 3  | 0  |
| Sep 15    | UMASS           | 1       | 47  | 47.0 | 47   | 0    | 1  | 0  | 0   | 0           | 0-0    | 0    | 0        | 10  | 603  | 60.3 | 2  | 1  |
| Opponents |                 | 10      | 440 | 44.0 | 51   | 0    | 1  | 4  | 2   | 2           | 0-1    | 0    | 0        | 18  | 1121 | 62.3 | 8  | 1  |
|           |                 | 13      | 514 | 39.5 | 50   | 0    | 1  | 5  | 2   | 4           | 4-5    | 39   | 0        | 17  | 1041 | 61.2 | 7  | 1  |

|                     |      |  |
|---------------------|------|--|
| Rushes              | 18   | PHILLIPS, S. at Old Dominion (Sep 08, 2018)    |
| Yards Rushing       | 117  | PHILLIPS, S. vs UMASS (Sep 15, 2018)           |
| TD Rushes           | 2    | JONES, Anthony vs IND (Sep 01, 2018)           |
|                     | 2    | PHILLIPS, S. vs UMASS (Sep 15, 2018)           |
|                     | 2    | MAXWELL, N. vs UMASS (Sep 15, 2018)            |
| Long Rush           | 36   | JONES, Anthony vs IND (Sep 01, 2018)           |
| Pass attempts       | 27   | MORGAN, James at Old Dominion (Sep 08, 2018)   |
| Pass completions    | 17   | MORGAN, James at Old Dominion (Sep 08, 2018)   |
| Yards Passing       | 251  | MORGAN, James at Old Dominion (Sep 08, 2018)   |
| TD Passes           | 3    | MORGAN, James at Old Dominion (Sep 08, 2018)   |
| Long Pass           | 49   | ALEXANDER, C. at Old Dominion (Sep 08, 2018)   |
| Receptions          | 5    | WORTON, C. vs IND (Sep 01, 2018)               |
| Yards Receiving     | 79   | WORTON, C. at Old Dominion (Sep 08, 2018)      |
| TD Receptions       | 1    | ALEXANDER, M. vs IND (Sep 01, 2018)            |
|                     | 1    | WORTON, C. at Old Dominion (Sep 08, 2018)      |
|                     | 1    | MALONEY, Austin at Old Dominion (Sep 08, 2018) |
|                     | 1    | GAITER IV, Tony at Old Dominion (Sep 08, 2018) |
|                     | 1    | ALEXANDER, M. vs UMASS (Sep 15, 2018)          |
|                     | 1    | PALMER, S. vs UMASS (Sep 15, 2018)             |
| Long Reception      | 49   | SINGLETON, B. at Old Dominion (Sep 08, 2018)   |
| Punts               | 6    | WILSON, Stone at Old Dominion (Sep 08, 2018)   |
| Punting Avg         | 47.0 | WILSON, Stone vs UMASS (Sep 15, 2018)          |
| Long Punt           | 51   | WILSON, Stone at Old Dominion (Sep 08, 2018)   |
| Punts inside 20     | 2    | WILSON, Stone at Old Dominion (Sep 08, 2018)   |
| Long Punt Return    | 69   | ALEXANDER, M. vs UMASS (Sep 15, 2018)          |
| Long Kickoff Return | 30   | PRICE, D'Vonte vs UMASS (Sep 15, 2018)         |
| Tackles             | 18   | LEWIS, Sage vs IND (Sep 01, 2018)              |
| Sacks               | 2.0  | TART, Teair vs UMASS (Sep 15, 2018)            |
| Tackles For Loss    | 2.0  | TART, Teair vs UMASS (Sep 15, 2018)            |
| Interceptions       | 1    | HALL, Dorian vs IND (Sep 01, 2018)             |
|                     | 1    | JACQUES-LOUIS,R vs UMASS (Sep 15, 2018)        |
|                     | 1    | GATES, Jamal vs UMASS (Sep 15, 2018)           |

# 2018 MISCELLANEOUS STATS

## 3rd-Down Conversions

| Date         | Opponent        | Score   | Overall    | 1st Qtr   | 2nd Qtr   | 3rd Qtr   | 4th Qtr  | Overtime |
|--------------|-----------------|---------|------------|-----------|-----------|-----------|----------|----------|
| Sep 01, 2018 | IND             | L 28-38 | 5-12 41.7  | 1-4 25.0  | 1-2 50.0  | 3-5 60.0  | 0-1 0.0  |          |
| Sep 08, 2018 | at Old Dominion | W 28-20 | 7-16 43.8  | 1-3 33.3  | 3-5 60.0  | 2-4 50.0  | 1-4 25.0 |          |
| Sep 15, 2018 | UMASS           | W 63-24 | 4-8 50.0   | 1-2 50.0  | 0-0 0.0   | 2-2 100.0 | 1-4 25.0 |          |
|              | FIU             |         | 16-36 44.4 | 3-9 33.3  | 4-7 57.1  | 7-11 63.6 | 2-9 22.2 | 0-0 0.0  |
|              | Opponents       |         | 14-38 36.8 | 6-12 50.0 | 2-11 18.2 | 3-7 42.9  | 3-8 37.5 | 0-0 0.0  |

## 4th-Down Conversions

| Date         | Opponent        | Score   | Overall   | 1st Qtr | 2nd Qtr   | 3rd Qtr   | 4th Qtr   | Overtime |
|--------------|-----------------|---------|-----------|---------|-----------|-----------|-----------|----------|
| Sep 01, 2018 | IND             | L 28-38 | 2-2 100.0 | 0-0 0.0 | 0-0 0.0   | 1-1 100.0 | 1-1 100.0 |          |
| Sep 08, 2018 | at Old Dominion | W 28-20 | 2-2 100.0 | 0-0 0.0 | 0-0 0.0   | 2-2 100.0 | 0-0 0.0   |          |
| Sep 15, 2018 | UMASS           | W 63-24 | 2-3 66.7  | 0-0 0.0 | 0-0 0.0   | 0-0 0.0   | 2-3 66.7  |          |
|              | FIU             |         | 6-7 85.7  | 0-0 0.0 | 0-0 0.0   | 3-3 100.0 | 3-4 75.0  | 0-0 0.0  |
|              | Opponents       |         | 3-4 75.0  | 0-0 0.0 | 2-2 100.0 | 0-0 0.0   | 1-2 50.0  | 0-0 0.0  |

## Time of Possession

| Date         | Opponent        | Score   | Overall | 1st Qtr | 2nd Qtr | 3rd Qtr | 4th Qtr | Overtime |
|--------------|-----------------|---------|---------|---------|---------|---------|---------|----------|
| Sep 01, 2018 | IND             | L 28-38 | 27:25   | 8:29    | 6:22    | 8:40    | 3:54    |          |
| Sep 08, 2018 | at Old Dominion | W 28-20 | 34:06   | 6:47    | 6:02    | 12:46   | 8:31    |          |
| Sep 15, 2018 | UMASS           | W 63-24 | 36:09   | 6:28    | 8:21    | 7:52    | 13:28   |          |
|              | FIU             | Total   | 97:40   | 21:44   | 20:45   | 29:18   | 25:53   | 0:00     |
|              |                 | Avg.    | 32:33   | 7:14    | 6:55    | 9:46    | 8:37    | 0:00     |
|              | Opponents       | Total   | 82:20   | 23:16   | 24:15   | 15:42   | 19:07   | 0:00     |
|              |                 | Avg.    | 27:26   | 7:45    | 8:05    | 5:14    | 6:22    | 0:00     |

| Date         | Opponent        | Score   | Times In RZ | Times Scored | Total Pts | Rush TDs | Pass TDs | FGs Made | Failed to score inside RZ |      |     |      |      |      |   |
|--------------|-----------------|---------|-------------|--------------|-----------|----------|----------|----------|---------------------------|------|-----|------|------|------|---|
|              |                 |         |             |              |           |          |          |          | FGA                       | Down | Int | Fumb | Half | Game |   |
| Sep 01, 2018 | IND             | L 28-38 | 3           | 3            | 21        | 3        | 2        | 1        | 0                         | 0    | 0   | 0    | 0    | 0    | 0 |
| Sep 08, 2018 | at Old Dominion | W 28-20 | 3           | 2            | 14        | 2        | 1        | 1        | 0                         | 1    | 0   | 0    | 0    | 0    | 0 |
| Sep 15, 2018 | UMASS           | W 63-24 | 6           | 5            | 35        | 5        | 4        | 1        | 0                         | 0    | 1   | 0    | 0    | 0    | 0 |
| Totals       |                 |         | 12          | 10           | 70        | 10       | 7        | 3        | 0                         | 1    | 1   | 0    | 0    | 0    | 0 |

10 of 12 (83.3%)

### Opponents Inside FIU Red-Zone

| Date         | Opponent        | Score   | Times In RZ | Times Scored | Total Pts | Rush TDs | Pass TDs | FGs Made | Failed to score inside RZ |      |     |      |      |      |   |
|--------------|-----------------|---------|-------------|--------------|-----------|----------|----------|----------|---------------------------|------|-----|------|------|------|---|
|              |                 |         |             |              |           |          |          |          | FGA                       | Down | Int | Fumb | Half | Game |   |
| Sep 01, 2018 | IND             | L 28-38 | 6           | 5            | 31        | 4        | 0        | 4        | 1                         | 0    | 0   | 0    | 0    | 1    | 0 |
| Sep 08, 2018 | at Old Dominion | W 28-20 | 4           | 3            | 13        | 1        | 0        | 1        | 2                         | 0    | 1   | 0    | 0    | 0    | 0 |
| Sep 15, 2018 | UMASS           | W 63-24 | 5           | 4            | 24        | 3        | 2        | 1        | 1                         | 0    | 0   | 1    | 0    | 0    | 0 |
| Totals       |                 |         | 15          | 12           | 68        | 8        | 2        | 6        | 4                         | 0    | 1   | 1    | 0    | 1    | 0 |

12 of 15 (80.0%)

# 2018 INDIVIDUAL STATS

| Rushing        | gp-gs | att | gain | loss | net | avg  | td | lg | avg/g |
|----------------|-------|-----|------|------|-----|------|----|----|-------|
| PHILLIPS, S.   | 3-2   | 45  | 259  | 10   | 249 | 5.5  | 4  | 33 | 83.0  |
| MAXWELL, N.    | 3-0   | 38  | 186  | 1    | 185 | 4.9  | 2  | 18 | 61.7  |
| JONES, Anthony | 1-1   | 15  | 91   | 3    | 88  | 5.9  | 2  | 36 | 88.0  |
| PRICE, D'Vonte | 3-1   | 20  | 92   | 7    | 85  | 4.2  | 1  | 18 | 28.3  |
| ALEXANDER, C.  | 3-0   | 8   | 70   | 3    | 67  | 8.4  | 0  | 31 | 22.3  |
| ALEXANDER, M.  | 3-2   | 4   | 31   | 0    | 31  | 7.8  | 0  | 15 | 10.3  |
| MORGAN, James  | 3-3   | 10  | 19   | 25   | -6  | -0.6 | 0  | 4  | -2.0  |
| TEAM           | 2-0   | 3   | 0    | 11   | -11 | -3.7 | 0  | 0  | -5.5  |
| Total          | 3     | 143 | 748  | 60   | 688 | 4.8  | 9  | 36 | 229.3 |
| Opponents      | 3     | 106 | 561  | 56   | 505 | 4.8  | 2  | 32 | 168.3 |

| Passing       | gp-gs | effic  | comp-att-int | pct  | yds | td | lg | avg/g |
|---------------|-------|--------|--------------|------|-----|----|----|-------|
| MORGAN, James | 3-3   | 148.33 | 44-70-3      | 62.9 | 548 | 6  | 47 | 182.7 |
| ALEXANDER, C. | 3-0   | 147.87 | 8-12-0       | 66.7 | 116 | 0  | 49 | 38.7  |
| Total         | 3     | 148.26 | 52-82-3      | 63.4 | 664 | 6  | 49 | 221.3 |
| Opponents     | 3     | 136.35 | 62-106-3     | 58.5 | 779 | 7  | 83 | 259.7 |

| Receiving       | gp-gs | no. | yds | avg  | td | lg | avg/g |
|-----------------|-------|-----|-----|------|----|----|-------|
| WORTON, C.      | 3-2   | 9   | 171 | 19.0 | 1  | 47 | 57.0  |
| GAITER IV, Tony | 3-1   | 8   | 85  | 10.6 | 1  | 35 | 28.3  |
| PALMER, S.      | 3-3   | 8   | 70  | 8.8  | 1  | 16 | 23.3  |
| ALEXANDER, M.   | 3-2   | 6   | 92  | 15.3 | 2  | 38 | 30.7  |
| MALONEY, Austin | 3-2   | 5   | 79  | 15.8 | 1  | 36 | 26.3  |
| SINGLETON, B.   | 1-0   | 4   | 62  | 15.5 | 0  | 49 | 62.0  |
| MAXWELL, N.     | 3-0   | 4   | 15  | 3.8  | 0  | 5  | 5.0   |
| PHILLIPS, S.    | 3-2   | 3   | 56  | 18.7 | 0  | 35 | 18.7  |
| PRICE, D'Vonte  | 3-1   | 2   | 14  | 7.0  | 0  | 8  | 4.7   |
| SCOTT, Darrius  | 2-0   | 1   | 15  | 15.0 | 0  | 15 | 7.5   |
| GENAL, Carson   | 1-0   | 1   | 7   | 7.0  | 0  | 7  | 7.0   |
| JONES, Anthony  | 1-1   | 1   | -2  | -2.0 | 0  | 0  | -2.0  |
| Total           | 3     | 52  | 664 | 12.8 | 6  | 49 | 221.3 |
| Opponents       | 3     | 62  | 779 | 12.6 | 7  | 83 | 259.7 |

| Punt Returns  | no. | yds | avg  | td | lg |
|---------------|-----|-----|------|----|----|
| ALEXANDER, M. | 5   | 136 | 27.2 | 1  | 69 |
| Total         | 5   | 136 | 27.2 | 1  | 69 |
| Opponents     | 5   | 53  | 10.6 | 0  | 25 |

| Interceptions   | no. | yds | avg  | td | lg |
|-----------------|-----|-----|------|----|----|
| HALL, Dorian    | 1   | 14  | 14.0 | 0  | 14 |
| JACQUES-LOUIS,R | 1   | 59  | 59.0 | 1  | 59 |
| GATES, Jamal    | 1   | 0   | 0.0  | 0  | 0  |
| Total           | 3   | 73  | 24.3 | 1  | 59 |
| Opponents       | 3   | 33  | 11.0 | 1  | 33 |

| Kick Returns   | no. | yds | avg  | td | lg |
|----------------|-----|-----|------|----|----|
| BROWN, Isaiah  | 4   | 75  | 18.8 | 0  | 27 |
| PRICE, D'Vonte | 3   | 67  | 22.3 | 0  | 30 |
| MAXWELL, N.    | 1   | 5   | 5.0  | 0  | 5  |
| Total          | 8   | 147 | 18.4 | 0  | 30 |
| Opponents      | 9   | 187 | 20.8 | 0  | 51 |

| Fumble Returns | no. | yds | avg | td | lg |
|----------------|-----|-----|-----|----|----|
| Total          | 0   | 0   | 0.0 | 0  | 0  |
| Opponents      | 0   | 0   | 0.0 | 0  | 0  |



# 2018 DEFENSIVE STATS

2018 FIU FOOTBALL GAME NOTES

| #         | Defensive Leaders | gp-gs | Tackles |     |     |        | tfl/yds | Sacks<br>no-yds | Pass defense |      |     | Fumbles |    | blkd |     |
|-----------|-------------------|-------|---------|-----|-----|--------|---------|-----------------|--------------|------|-----|---------|----|------|-----|
|           |                   |       | ua      | a   | tot |        |         |                 | int-yds      | brup | qbh | rcv-yds | ff | kick | saf |
| 3         | LEWIS, Sage       | 3-3   | 14      | 22  | 36  | 0.5-0  | .       | .               | 4            | .    | .   | .       | .  | .    |     |
| 5         | FREEMAN, Edwin    | 3-3   | 6       | 11  | 17  | .      | .       | .               | .            | .    | .   | .       | .  | .    |     |
| 10        | CUSHION III, O.   | 3-3   | 11      | 5   | 16  | .      | .       | .               | .            | .    | .   | .       | .  | .    |     |
| 38        | DAMES, Richard    | 3-1   | 9       | 6   | 15  | 1.0-3  | .       | .               | 1            | .    | .   | .       | .  | .    |     |
| 90        | CURTIS, Noah      | 3-1   | 3       | 11  | 14  | 0.5-3  | 0.5-3   | .               | .            | .    | .   | .       | .  | .    |     |
| 4         | BROWN, Isaiah     | 3-2   | 12      | .   | 12  | 1.0-1  | .       | .               | 2            | .    | 1-0 | .       | .  | .    |     |
| 36        | HALL, Dorian      | 3-3   | 7       | 4   | 11  | .      | .       | 1-14            | .            | .    | .   | .       | .  | .    |     |
| 91        | JOHNSON, A.       | 3-3   | 2       | 8   | 10  | 2.0-12 | 2.0-12  | .               | 1            | 2    | .   | .       | .  | .    |     |
| 45        | JACQUES-LOUIS,R   | 3-2   | 5       | 3   | 8   | .      | .       | 1-59            | .            | .    | .   | .       | .  | .    |     |
| 21        | THOMAS-OLIVER     | 3-1   | 3       | 4   | 7   | 1.0-1  | .       | .               | 1            | .    | .   | .       | .  | .    |     |
| 7         | SILVA, Fermin     | 2-2   | 3       | 4   | 7   | 1.0-3  | .       | .               | .            | 1    | .   | .       | .  | .    |     |
| 93        | TART, Teair       | 3-0   | 3       | 3   | 6   | 3.0-21 | 2.0-18  | .               | .            | .    | .   | .       | .  | .    |     |
| 59        | GATES, Jamal      | 3-0   | 2       | 4   | 6   | .      | .       | 1-0             | .            | .    | .   | .       | .  | .    |     |
| 48        | POWELL, Josh      | 3-0   | 3       | 3   | 6   | 1.0-2  | .       | .               | .            | .    | .   | .       | .  | .    |     |
| 99        | SHERIFF, J.       | 3-1   | 1       | 5   | 6   | 1.0-5  | 0.5-4   | .               | .            | .    | .   | .       | .  | .    |     |
| 96        | LITTLE, Josh      | 2-0   | 3       | 2   | 5   | .      | .       | .               | .            | .    | .   | .       | .  | .    |     |
| 20        | LUBIN, Emmanuel   | 3-3   | 2       | 3   | 5   | .      | .       | .               | 2            | .    | .   | .       | .  | .    |     |
| 98        | WOODS, Jordan     | 3-0   | 1       | 4   | 5   | 1.0-1  | .       | .               | .            | .    | .   | .       | .  | .    |     |
| 35        | DAMES, Rishard    | 3-0   | 2       | 2   | 4   | .      | .       | .               | .            | .    | .   | .       | .  | .    |     |
| 51        | PROPHETE, D.      | 3-0   | 1       | 1   | 2   | .      | .       | .               | .            | .    | .   | .       | .  | .    |     |
| 97        | HUMPHREY, T.      | 3-2   | 1       | 1   | 2   | 0.5-2  | 0.5-2   | .               | .            | .    | .   | .       | .  | .    |     |
| 31        | JOHNSON, Tyree    | 3-0   | 2       | .   | 2   | .      | .       | .               | .            | .    | .   | .       | .  | .    |     |
| 94        | OLIVER, Kevin     | 3-3   | .       | 2   | 2   | 0.5-2  | 0.5-2   | .               | .            | .    | .   | .       | .  | .    |     |
| 41        | MUNROE, Shamar    | 2-0   | 1       | 1   | 2   | .      | .       | .               | .            | .    | .   | .       | .  | .    |     |
| 92        | MERCIER, Jason    | 3-0   | 1       | .   | 1   | .      | .       | .               | .            | .    | .   | .       | .  | .    |     |
| 52        | GEORGES, D.       | 3-0   | .       | 1   | 1   | .      | .       | .               | .            | .    | .   | .       | .  | .    |     |
| 30        | BORREGALES, J.    | 3-0   | .       | 1   | 1   | .      | .       | .               | 1            | .    | .   | .       | .  | .    |     |
| 61        | CONNELL, Doug     | 2-0   | 1       | .   | 1   | .      | .       | .               | .            | .    | .   | .       | .  | .    |     |
| 34        | McGHEE, T.        | 1-0   | 1       | .   | 1   | .      | .       | .               | .            | .    | .   | .       | .  | .    |     |
| 9T        | THIELE, Estin     | 1-0   | .       | 1   | 1   | .      | .       | .               | .            | .    | .   | .       | .  | .    |     |
| 25        | DUFFY, Aris       | 2-0   | .       | 1   | 1   | .      | .       | .               | .            | .    | .   | .       | .  | .    |     |
| 37        | BROOKS, Romelo    | 2-0   | .       | 1   | 1   | .      | .       | .               | .            | .    | .   | .       | .  | .    |     |
| 40        | JACKSON, Daniel   | 3-0   | 1       | .   | 1   | .      | .       | .               | .            | .    | .   | .       | .  | .    |     |
| 49        | GILLARD III, U.   | 2-0   | 1       | .   | 1   | .      | .       | .               | .            | .    | .   | .       | .  | .    |     |
| 43        | O'GORMAN, Shawn   | 2-0   | 1       | .   | 1   | .      | .       | .               | .            | .    | .   | .       | .  | .    |     |
| Total     |                   | 0     | 103     | 114 | 217 | 14-56  | 6-41    | 3-73            | 11           | 4    | 1-0 | .       | .  | .    |     |
| Opponents |                   | 0     | 103     | 134 | 237 | 13-41  | 3-21    | 3-33            | 11           | 5    | 3-0 | 5       | .  | .    |     |