

**USA**



**FIU X TOLEDO**

**2018 FIU FOOTBALL  
BOWL GUIDE**



## FIU ATHLETIC COMMUNICATIONS



### TYSON RODGERS

Director of Athletic Communications  
(FB, WBB, SB, WSOC)  
Office: 305-348-2084  
Cell: 662-418-2982  
Email: tyson.rodgers@fiu.edu



### MIKE HOGAN

Director of Athletic Communications  
(MBB, MSOC, VB, BEACH VB)  
Office: 305-348-1496  
Cell: 813-469-0616  
Email: mihogan@fiu.edu




### CHRIS SANTIAGO

Senior Multimedia Producer  
(Video Coordinator)  
Office: 305.348.6666  
Email: chsantia@fiu.edu



### A.J. RICKETTS

Multimedia Assistant/ Voice of the Panthers  
(TF, XC)  
Cell: 850.898.4914  
Email: arick014@fiu.edu



### TYLER BRAIN

Athletic Communications Assistant  
(Secondary FB, BSB, WG)  
Office: 305.348.2084  
Cell: 256.616.3097  
Email: tbrain@fiu.edu



### AMANDA ALVAREZ

Athletic Communications Assistant  
(SBD, WTN, Secondary MBB)  
Email: amanalva@fiu.edu



### DIANA PADILLA

Athletic Communications Assistant  
(WSOC, SB, Secondary WBB)  
Email: dpadi009@fiu.edu



## MAKERS WANTED BAHAMAS BOWL CONTACT

Chris Pika serves as the media contact for the Makers Wanted Bahamas Bowl. He can be reached at [chris.pika@bahamasbowl.com](mailto:chris.pika@bahamasbowl.com) or by phone at 678-908-4853.

## MEDIA EVENTS

Monday, Dec. 17 - Makers Wanted Bahamas Bowl Team Welcome Reception

Atlantis Royal Towers Lower Lobby

7:00 - 8:30 p.m.

(Please contact Chris Pika at 678-908-4853 for access.)

Tuesday, Dec. 18 - Makers Wanted Bahamas Bowl Player Beach Bash & Dinner

Atlantis Lagoon & West Beach

4:00 - 6:00 p.m.

(Please contact Chris Pika at 678-908-4853 for access.)

Wednesday, Dec. 19 - Community Relations Visit

Ranfurly Homes for Children

1:30 - 2:30 p.m.

(Media encouraged to attend. Please contact Chris Pika at 678-908-4853 for access.)

Wednesday, Dec. 19 - Makers Wanted Bahamas Bowl Youth Football Clinic

Robinson Stadium Practice Field

3:30 - 5:00 p.m.

(Media encouraged to attend. Please contact Chris Pika at 678-908-4853 for access.)

Thursday, Dec. 20 - Makers Wanted Bahamas Bowl Press Conferences

Thomas A. Robinson National Stadium Media Center

11:30 a.m. - Noon

(Head Coach Butch Davis and two student-athletes will be available to the media from 11:30-12:00 p.m. Contact Chris Pika at 678-908-4853 for more info.)

## TEAM PRACTICES

All practices will be closed to the media.

## POST PRACTICE INTERVIEWS

Interview requests following each practice should be given to Tyson Rodgers ([tyson.rodgers@fiu.edu](mailto:tyson.rodgers@fiu.edu)) 24 hours in advance.

# ABOUT FIU



## A WORLD-CLASS INSTITUTION

As Miami's first and only public research university, offering bachelor's, master's, and doctoral degrees, FIU is worlds ahead in its service to the academic and local community.

Designated as a top-tier research institution, FIU emphasizes research as a major component in the university's mission. The Herbert Wertheim College of Medicine and the School of Computing and Information Sciences' Discovery Lab, are just two of many colleges, schools, and centers that actively enhance the university's ability to set new standards through research initiatives.

For over four decades, FIU has positioned itself as one of South Florida's anchor institutions by solving some of the greatest challenges of our time. We are dedicated to enriching the lives of the local and global community. With a student body of nearly 54,000, we are among the top 10 largest universities in the nation and have collectively graduated more than 200,000 alumni, 115,000 of whom live and work in South Florida.

## DID YOU KNOW?

FIU and the city of Miami are well known for their diverse culture, with Miami being home to more than 150 ethnicities and 60 languages. A total of 61% of FIU's student body is Hispanic, which outnumbers the next largest group, Non-Hispanic Whites, by nearly 50%.

## FIU PROGRAM RANKINGS

**#7** International Business undergraduate program; U.S. News & World Report's Best Colleges of 2018

**#1** Online Hospitality Management program; College Choice ranked a number of FIU's online programs among the best in the country

**#1** Online Psychology program; College Choice ranked a number of FIU's online programs among the best in the country

**#2** Model United Nations team in North America in 2017. FIU's team beat out every Ivy League team in the country; Best Delegate, the organization that ranks Model UN teams based on performance

**#3** Online Criminal Justice program; BestColleges.com

**FIU** | FLORIDA INTERNATIONAL UNIVERSITY



## SOLUTIONS CENTER

FIU has the highest research classification offered by the Carnegie Foundation for the Advancement of Teaching. The university has earned more than \$1 billion during the past decade.



## SAVING LIVES

The 12-fan Wall of Wind is the largest and most powerful university research facility of its kind. Its ability to simulate storms is helping researchers figure out ways to build stronger structures to keep us safe during life-threatening storms.



## SIMPLY THE BEST

Florida is the #1 state in the nation for higher education in 2017, according to U.S. News & World Report.




## ONE AND ONLY

Aquarius is the world's only underwater ocean laboratory. Located six miles off the coast of Key Largo and 60 feet below the ocean surface, this complex human habitat is designed for research and exploration.




# NOTABLE ALUMNI



TERESITA FERNÁNDEZ  
Artist



ANDY GARCIA  
Actor/Director



DANNY PINO  
Actor



DENNIS LEHANE  
Author



DAWN OSTROFF  
COO of Spotify



ELIZABETH PÉREZ  
CNN en Español Journalist

FIU alumni represent all the best that our university has to offer. From NFL football players to Pulitzer Prize winners and top chefs, FIU alumni are making a name for themselves across the globe.

With more than 215,000 graduates, FIU alumni make up one of the fastest growing and most diverse communities in the world. Below, you can learn about incredible alumni who are making an impact in South Florida and abroad.

## ARTISTS & ENTERTAINERS

**Teresita Fernández '90** - Accomplished artist best known for her public sculptures and original use of materials. President Obama appointed her to the U.S. Commission of Fine Arts in 2011, making her the first Latina and the second person of Latino heritage to serve on the Commission.

**Andy Garcia** - An American actor and director. He first appeared on the film scene in the late 1980s and 1990s, landing roles in several successful Hollywood films, including *The Godfather Part III*, *The Untouchables*, *Internal Affairs* and *When a Man Loves a Woman*.

**Danny Pino '96** - Attended FIU and New York University's Tisch Graduate Acting Program, where he earned a Master's of Fine Arts. He starred in the CBS crime drama "Cold Case." He later co-starred on NBC's "Law & Order: Special Victims Unit" as Detective Nick Amaro.

X

**Dennis Lehane '01** - An American author who has written several novels, including *A Drink Before the War* and *Mystic River*, which was later made into a film. Another of his novels, *Gone, Baby, Gone*, was also adapted into a film.

**Elizabeth Pérez** - Is a Cuban-Venezuelan Emmy-winning television journalist and presenter working for CNN en Español. She holds a master's degree in Mass Communications from FIU.

**Chrissie Fit** - An actress who rose to prominence after she was cast as the character Mercedes Juarez in the medical drama "General Hospital." She is also known for her role as CheeChee in the Disney Channel Original Movie *Teen Beach Movie*, and for her role as Florencia "Flo" Fuentes in *Pitch Perfect 2* and *Pitch Perfect 3*.

## BUSINESS LEADERS

**Dawn Ostroff '80** - Current Chief Content Officer at Spotify. Former president of Condé Nast Entertainment (CNÉ), a division of Condé Nast. Prior to joining Condé Nast in the fall of 2011, Ostroff launched and led the new CW broadcast network, a joint venture of CBS and Warner Bros., Beginning

January 2006.

**Albert Santalo '97** - Founded CareCloud in 2009 with the vision of becoming a health care IT leader focused on eliminating waste and inefficiency in the health care industry. Santalo holds an MBA from FIU and is a member of the Board of Directors for the College of Business.

**Adalio Sanchez '87** - General Manager of IBM System x and BladeCenter server product lines. He was named the 2007 Hispanic Engineer of the Year and has frequently been named to the list of the Top 50 Hispanics in Technology and Business.

**Alfredo Salas '83** - Is president and CEO of Koning Restaurants International, which owns the largest number of U.S. Pizza Hut franchises. He is also the first Hispanic owner of a restaurant certified by the Green Restaurant Association.

**Adolfo Henriques '76** - Vice chairman, president and COO of Gibraltar Private Bank and Trust Company, which is headquartered in Miami. Henriques serves on the board of Heico Inc., Intcomex Inc., Medica HealthCare Plans Inc. and Medica Health Plans of Florida Inc.

**Alan Leibman '89** - CEO for Kerzner International, overseeing the overall corporate strategy of Atlantis and One&Only brands worldwide.

## POLITICAL OFFICE & GOVERNMENTAL SERVICES

**Danny Danon '96** - Served as Israel's Deputy Minister of Defense from March 2013 until July 2014. In May 2015, he was appointed Minister of Science, Technology and Space, serving until his appointment in August 2015 as Israel Ambassador to the United Nations.

**Cecilia Maria Altonaga '83** - Is a Florida United States district court judge. She is the first Cuban-American woman to be appointed as a federal judge in the U.S.

**Ileana C. Ros-Lehtinen '75** - Is the most senior Republican woman in the U.S. House of Representatives and was the first Republican woman from Florida elected to the House. Upon her election, she became the first Hispanic woman elected to U.S. Congress. She is also chairwoman of the House Foreign Affairs Committee.

# RICCARDO SILVA



## >> RICCARDO SILVA STADIUM

Designed by Rossetti Architects, the stadium has a 6,500-square-foot Panther Club on the ground level, an upper concourse for additional fan seating and concessions, a jumbotron scoreboard, and 19 luxury suites. Seating includes chair-back seats and bench seating, all with backrests.

FIU Community Stadium was the first dedicated sports facility at the school, replacing Tamiami Field. Construction officially began on July 24, 1994 and the facility opened on September 24, 1995, as a 7,500-seat football and track stadium. It was built as a joint venture between FIU, Miami-Dade County Public Schools, Miami-Dade Parks, and the Miami-Dade County Youth Fair.

In anticipation of the inaugural FIU Golden Panthers football season in fall 2002, the university placed movable bleachers around the stadium's all-weather running track in 2001, which increased the stadium's capacity to 17,000 seats.

In 2007, the university announced a major expansion and redesign for FIU Stadium. The redesign of FIU Stadium would increase the stadium's capacity to 45,000 fans, to be built in phases. For the first phase of the expansion, the school demolished a large portion of the original 1995 stadium. The west, south and east sides of FIU Stadium were taken down and construction began on the new, permanent stadium. The expansion was completed in September 2008 for the 2008 football season. Phase one increased the stadium's capacity from 17,000 fans to 18,000, including 1,500 club seats. During construction, the 2007 football team played its home games in the Miami Orange Bowl.

The new facility opened for the first home game of the 2008 football season against the South Flori-

da Bulls on Sept. 20. The Panthers lost 17-9 in front of a crowd of 16,717. FIU finished its first season in the new stadium with three wins and two losses.

In 2009, the university began the second phase of the stadium expansion, which included the construction of a new football field house. Renovations were completed in 2012 and the capacity increased to 20,000 seats.

In April 2011, the field was named Alfonso Field after alumnus David F. Alfonso. The facility also includes a two-story, 50,000-square-foot field house, named for trustee R. Kirk Landon, which includes a 14,000-square-foot weight room. The stadium also includes 8,500 square feet of locker rooms, an equipment room, a full-service athletic training facility, a ticket office, a merchandise area, and an FIU Athletics Hall of Fame.

In 2017, the university agreed to a five year deal to rename the stadium after Riccardo Silva, part owner of Miami FC, which also plays at the stadium. Before the deal, Silva had donated \$3.76 million for various improvements to the stadium including a new playing surface and Jumbotron video scoreboard.

The newly re-named stadium's home opener featured a performance by Grammy nominated Latin star Maluma. Maluma returned to the stadium in April 2018 to record the video for the Spanish language version of Jason Derulo's World Cup 2018 anthem.

### LARGEST HOME CROWDS IN FIU HISTORY

Attendance	Date	Opponent	Result
1. 22,682	Oct. 1, 2011	Duke	L/31-27
2. 20,205	Sept. 12, 2011	UCF	W/17-10
3. 19,872	Sept. 11, 2010	Rutgers	L/19-14
4. 18,524	Sept. 24, 2016	UCF	L/61-14
5. 17,962	Oct. 24, 2015	ODU	W/41-12

## 2018 HONORS

### MAURICE ALEXANDER >> WR >> R-JR

Paul Hornung Award Weekly Honor Roll (9/17/18)  
C-USA First Team All-Conference (Special Teams)

### JOSE BORREGALES >> K/P >> R-SO

Lou Groza Award Semifinalist  
C-USA ST POW (10/15/18)

### JORDAN BUDWIG >> OL >> GRADUATE

C-USA Coaches' Preseason Team  
PFF's National Team of the Week -  
Offense (Week 1, 2, 3)

### SAGE LEWIS >> LB >> REDSHIRT JUNIOR

C-USA Co-Defensive POW (11/19/18)  
C-USA First Team All-Conference (Defense)

### JAMES MORGAN >> QB >> REDSHIRT JUNIOR

Johnny Unitas Golden Arm Watch List  
Johnny Unitas Golden Arm Watch List Top 30  
Davey O'Brien Great 8 List (10/15/18)  
Manning Award Stars of the Week (10/15/18)  
C-USA Newcomer of the Year  
C-USA Spirit of Service Award

### FERMIN SILVA >> DL >> JUNIOR

C-USA Coaches' Preseason Team

### STONE WILSON >> P >> SENIOR

Ray Guy Award's Ray's 8 for Week 10

## PRO PANTHERS

Player	Pos.	Team	Yrs.
Johnathan Cyprien	SS	Titans	6
T.Y. Hilton	WR	Colts	7
Dieugot Joseph*	OT	Jets	2
Pharoah McKeever*	TE	Jaguars	1
Alex McGough*	QB	Seahawks	1
Jonnu Smith	TE	Titans	2



# FIU GAME NOTES



## FIU PANTHERS (8-4, 6-2 C-USA) vs TOLEDO ROCKETS (7-5, 5-3 MAC)

DEC. 21, 2018 >> THOMAS A. ROBINSON NATIONAL STADIUM (15,000) >> NASSAU, BAHAMAS >> 12:30 PM ET >> ESPN

**FIU**

FIUsports.com

2018 STATISTICAL BREAKDOWN	
34.6	PTS/GM 40.2
24.7	PTS ALLOWED/GM 31.7
171.1	RUSH/GM 217.3
250.7	PASS/GM 229.0
421.8	OFF YDS/GM 446.3
386.2	DEF YDS/GM 452.7

**TOLEDO**

utrockets.com

**RECORD & SCHEDULE**

OVERALL RECORD:	8-4
C-USA RECORD:	6-2
NON-CONFERENCE:	2-2
HOME:	4-3
AWAY:	4-1
NEUTRAL:	0-0

### FIU QUICK HITS

Head Coach: ..... Butch Davis  
 2018 Record: ..... 8-4  
 Record at FIU (Years): ..... 16-9 (2)  
 Overall Record (Years): ..... 95-52 (12)  
 Bowl Record: ..... 5-3

### TOLEDO QUICK HITS

Head Coach: ..... Jason Candle  
 2018 Record: ..... 7-5  
 Record at Toledo (Years): ..... 27-12 (3)  
 Overall Record (Years): ..... 27-12 (3)  
 Bowl Record: ..... 1-2

### 2018 SCHEDULE

Date	Opponent	TV/Online	Time/Result
9.1	INDIANA	CBSSN	L/28-38
9.8	at Old Dominion*	beIN	W/28-20
9.15	UMASS	beIN	W/63-24
9.22	at #21/20 Miami (Fla.)	ESPN2	L/17-31
9.29	ARKANSAS-PINE BLUFF	ESPN+	W/55-9
10.13	MIDDLE TENNESSEE*	beIN	W/24-21
10.20	RICE*	ESPN+	W/36-17
10.27	at WKU*	beIN	W/38-17
11.3	FLORIDA ATLANTIC*	Stadium	L/14/49
11.10	at UTSA*	ESPN+	W/45-7
11.17	at Charlotte*	ESPN3	W/ 42-35
11.24	MARSHALL*	Stadium/Facebook	L/25-28
12.21	vs. TOLEDO	ESPN	12:30 p.m.

## >> QUICK NOTES VS TOLEDO

#### WORTH NOTING

>> FIU will be going bowling for the second-straight season and fourth time overall as the Panthers take on Toledo on Dec. 21 in the Makers Wanted Bahamas Bowl.

>> FIU finished the regular season 8-4, tying the school record for most wins in a season for the second-straight year.

#### FROM THE FIELD

>> QB James Morgan needs only 71 passing yards to break Alex McGough's single-season passing yard record of 2,798 from 2017.

>> LB Sage Lewis has earned 126 tackles this season, which is the most for a single-year at FIU.

#### INSIDE THE SERIES

>> FIU leads the all-time series over Toledo, with the Panthers owning a 2-1 mark over the Rockets.

>> The matchup will be the second between FIU and Toledo at a bowl game, with the Panthers winning the 2010 Little Caesars Pizza Bowl in Detroit, 34-32.

\* Conference USA Game

All Home Games Played at Riccardo Silva Stadium  
 All Times Eastern and Subject to Change

## >> BY THE NUMBERS

**8+** Teams in the second year under Butch Davis have all won at least eight games (Miami - 9, Cleveland Browns - 9, UNC - 8 and FIU - 8).

**415** FIU has scored a program-best 415 points this season, breaking 2010's total of 374. Davis' squad scored 333 points in 2017, ranking third in the FIU record books.

## >> FIU STAT LEADERS

12   JAMES MORGAN QB   R-JR.   GREEN BAY, WI	23   NAPOLEON MAXWELL RB   R-JR.   ST. PETERSBURG, FL	11   CJ WORTON WR   R-SR.   HOMESTEAD, FL	3   SAGE LEWIS LB   R-JR.   OPA-LOCKA, FL	6   STONE WILSON P   SR.   NOKOMIS, FL
Pass TDs 26	Pass Yards 2,727	Rush TDs 7	Rush Yards 673	REC TDs 6
REC Yards 638	Tackles 126	Solos 77	TPG 10.5	Avg 44.3
Long 63	50+ 11			

### C-USA BOWL SCHEDULE

Date	Matchup	TV	Time
12.15	Utah St. vs North Texas (New Mexico)	ESPN	12 p.m.
12.15	App. St. vs Middle Tenn. (New Orleans)	ESPN	9 p.m.
12.18	NIU vs UAB (Boca Raton)	ESPN	7 p.m.
12.20	South Florida vs Marshall (Gasparilla)	ESPN	8 p.m.
12.21	Toledo vs FIU (Bahamas)	ESPN	12:30 p.m.
12.22	Louisiana Tech vs Hawaii (Hawaii)	ESPN	10:30 p.m.

### EXPERIENCE THE ACTION

#### ESPN

Steve Levy, play-by-play  
 Desmond Howard, analyst  
 Laura Rutledge, sideline

@FIUFootball | @FIUAthletics

@FIUFootball | @FIUAthletics

#### 790AM

AJ Ricketts, play-by-play  
 Kenny Kelly, analyst

@FIUFootball | @FIUSports

### EXPERIENCE THE ACTION

#### TYSON RODGERS (FB, WBB, SB, WSDC)

Director of Sports Information  
 E-Mail: Tyson.Rodgers@FIU.edu  
 Office Phone: 305-348-2084  
 Cell Phone: 662-418-2982



#### TYLER BRAIN (SECONDARY FB, BSB, WG)

Athletic Communications Assistant  
 E-Mail: tbrain@fiu.edu  
 Office Phone: 305-348-2084  
 Cell Phone: 256-616-3097



## FIU QUICK FACTS

### UNIVERSITY INFORMATION

Location:.....Miami, Florida  
 Founded/Opened:.....1965/1972  
 Enrollment:.....54,000  
 Nickname:.....Panthers  
 Mascot Name:.....Roary  
 School Colors:.....Blue (PMS 282) & Gold (PMS 871)  
 Conference:.....Conference USA  
 School President:.....Dr. Mark B. Rosenberg  
 Director of Sports & Entertainment:.....Pete Garcia  
 Team Twitter:.....@FIUFootball  
 Athletics Twitter:.....@FIUAthletics  
 Website:.....FIUsports.com  
 Conference Website:.....ConferenceUSA.com

### STADIUM INFORMATION

Venue Name:.....Riccardo Silva Stadium (20,000)  
 Surface:.....Field Turf  
 First Year:.....2008  
 First Game at Site:.....vs. UCF (Sept. 20, 2008)  
 Largest Crowd:.....22,682 vs. Duke (Oct. 1, 2011)  
 Ticket Office Phone:.....(305) FIU-GAME [348-4263]

### 2018 PANTHERS

2017 Record:.....8-5  
 2017 C-USA Record/Finish:.....5-3/2nd East  
 Last Bowl Appearance:.....2017 Gasparilla Bowl  
 Base Offense:.....Pro Set  
 Base Defense:.....Multiple 4-3  
 Letterwinners Returning/Lost:.....55/21  
 Returning Starters:.....13  
     Offense:.....7  
     Defense:.....4  
     Special Teams:.....2  
 Newcomers:.....31  
 True Freshmen:.....24

### TEAM HISTORY

First Year of Football:.....2002  
 All-Time Record:.....54-128 (17 Years)  
 # - All-Time Record:.....64-128 (17 Years)  
 All-Time C-USA Record:.....16-24 (5 Years)  
 All-Time Sun Belt Record:.....20-37 (8 Years)  
 All-Time Home Record:.....41-52  
 All-Time Road Record:.....22-73  
 Versus AP Top 25:.....0-8  
 Bowl Appearances:.....3 (2010, 2011, 2017)  
 Bowl Record:.....1-2  
 Most Single-Season Wins:.....8 (2011, 2017)  
 NFL Draft Picks:.....10

# - wins in 2003 (2-10), 2004 (3-7) and 2005 (4-6) were vacated.

### LAST TIME OUT...

FIU dropped its home finale to Marshall last time out, with the Panthers falling to the Thundering Herd, 28-25.

FIU was led on the ground by Napoleon Maxwell, who rushed for 96 yards and one touchdown. Christian Alexander also scored on the ground in relief of James Morgan at quarterback.

### BOWL SEASON ONCE AGAIN...

FIU will go bowling for the second-straight season, with the postseason berth marking just the fourth time in program history that the Panthers have earned a bowl trip to end the season.

Bowl	Opponent	Result
2010 Little Caesars Pizza Bowl	Toledo	W/34-32
2011 Beef 'O'Brady's Bowl	Marshall	L/10-20
2017 Gasparilla Bowl	Temple	L/3-28
2018 Makers Wanted Bahamas Bowl	Toledo	???

### YEAR TWO SUCCESS FOR DAVIS...

The FIU football program is currently in año dos of the Butch Davis era, which historically has been a very good season for Davis during his head coaching career.

At Miami (1996), Davis led the team to a 9-3 record and a share of the Big East title, while at North Carolina (2008) he turned around the Tar Heels for an 8-5 mark and earned the program's first ranking in almost seven years.

Furthermore, Davis earned success in his second season with the Cleveland Browns as well, as he led the squad to a 9-7 record and a NFL playoff berth in 2002 -- the last since for the organization.

School (Affiliation)	Year	Record
FIU (NCAA)	2018	8-4
North Carolina (NCAA)	2008	8-5
Cleveland Browns (NFL)	2002	9-7
Miami (NCAA)	1996	9-3

### CATS GO BACK-TO-BACK...

For the first time in program history, the FIU football team has earned eight wins in back-to-back years. The eight wins is a program high, with it only being achieved three times in the entire history of the Panther football program.

School (Affiliation)	Year	Record
Butch Davis	2018	8-4
Butch Davis	2017	8-5
Mario Cristobal	2011	8-5

### LAST TIME VERSUS TOLEDO...

This will be the fourth all-time meeting between FIU and Toledo, and the first between the schools since the 2010 Little Caesars Pizza Bowl in Detroit, where FIU won 34-32. FIU leads the series over Toledo, 2-1.

The two squads put on a show in the last matchup, with FIU winning a thrilling 34-32 decision against the Rockets at the 2010 Little Caesars Pizza Bowl.

With less than a minute to go, FIU faced a fourth-and-17 situation and was able to pick it up with a hook-and-ladder play to T.Y. Hilton. Three plays later, sophomore kicker Jack Griffin sent the ball through the uprights as time expired to give FIU the victory.

Hilton scored twice against the Rockets, with both touchdowns coming in the second half. Hilton scored on a 89-yard kickoff return and a 10-yard touchdown reception to push the Panthers past the Rockets.

### PANTHERS ON ESPN...

Saturday's contest will be televised on ESPN, with the game marking the first time this season the Panthers will appear on ESPN. FIU has appeared on ESPN2 and ESPN+ this season, but not ESPN.

FIU has appeared on ESPN four times this season, with the Panthers going 2-2 overall. Furthermore, three out of the four games on ESPN have been bowl games.

### FIU on ESPN

Date	Opponent	Result
12/21/18	vs. Toledo	???
12/21/17	vs. Temple	L/3-28
12/20/11	vs. Marshall	L/10-20
9/9/11	at Louisville	W/24-17
12/26/10	vs. Toledo	W/34-32

### WINNINGEST SENIOR CLASS...

The 2018 class will go down as the best in program history after the Panthers set new marks in their four years at FIU.

The 2018 class won 25 games, which is the most in school history and earned two bowl berths in the process.





## PANTHERS SCORE A LOT...

The Panthers averaged 34.5 points per contest in 2018, which shattered the program record of 28.8 set in 2010. Furthermore, FIU's 415 points scored in 2018 also set the record for most points scored in a season, also breaking 2010's mark of 374.

Two of the top five highest scoring teams at FIU have come under Butch Davis' watch.

Nationally, the Panthers rank 38th in the country for points scored per contest and second in the C-USA.

### Most Points Per Game in a Season at FIU

Rank	Year	Point Total
1.	2018	34.5
2.	2010	28.8
3.	2004	26.1
4.	2017	25.6
5.	2015	25.5

### Most Points Scored in a Season at FIU

Rank	Year	Point Total
1.	2018	415
2.	2010	374
3.	2017	333
4.	2011	325
5.	2015	306

## AND EARN A LOT OF YARDS..

The Panthers have racked up 5,021 total yards of offense this year, which ranks as the third-most in a season at FIU. Two of the top three total offense performances have come under Butch Davis.

### Most Total Offense in a Season at FIU

Rank	Year	Yard Total
1.	2010	5,136
2.	2017	5,100
3.	2018	5,021
4.	2011	4,697
5.	2012	4,605

## PANTHER PASS PROTECT...

FIU's offensive line has kept the quarterback position upright for most of the year, allowing only eight sacks on the season. That total ranks third in the country and first in the conference.

The eight sacks allowed is also a season-low for the Panthers, with the previous mark coming in 2004 when the offensive line only allowed nine.

## STINGY OFFENSE...

FIU has only turned over the ball 12 times this season, which ranks 12th in the country and first in the C-USA. FIU has only thrown eight interceptions and lost four fumbles. The fumble total is tied for sixth in the country and first in the C-USA, while the interception total ranks 39th in the nation and second in the league.

Additionally, the four fumbles lost is tied for the lowest total in program history. The 2004 squad only lost four fumbles to set the mark previously.

## QBS UNDER BUTCH DAVIS...

Butch Davis has had an impressive list of quarterbacks under his tutelage, with James Morgan now joining the ranks. Morgan's 26 touchdowns rank as the most of any quarterback under Butch Davis.

### Quarterback TD Totals Under Butch Davis

Rk.	Player	TDs	Team (Year)
1.	James Morgan	26	FIU (2018)
2.	Ken Dorsey	25	Miami (2000)
3.	Ryan Clement	19	Miami (1996)
t.3.	Scott Covington	19	Miami (1998)
t.3.	T.J. Yates	19	UNC (2010)

## MORGAN BREAKS TD RECORD...

James Morgan has thrown 26 touchdowns this season, which is the most in a single season at FIU.

### Most Single-Season Passing Touchdowns

Rk	Player	Total	Year
1.	James Morgan	26	2018
2.	Alex McGough	21	2015
3.	Alex McGough	17	2017
4.	Wes Carroll	16	2010
5.	Paul McCall	15	2008

## MORGAN EYES NEW RECORDS...

With the single-season passing touchdown mark in his back pocket, James Morgan now eyes the single-season passing yard record. Morgan ranks second at FIU, with 2,727 yards in 2018, just 71 yards shy of current record-holder Alex McGough, who threw for 2,798 yards in 2017.

### Most Single-Season Passing Yards

Rk	Player	Total	Year
1.	Alex McGough	2,798	2017
2.	James Morgan	2,727	2018
3.	Alex McGough	2,722	2015
4.	Wes Carroll	2,623	2010
5.	Josh Padrick	2,493	2003

# TEAM COMPARISON

## SERIES HISTORY

Overall:	.....FIU, 2-1
In Miami:	.....0-1
In Toledo:	.....1-0
First Meeting:	.....9/27/08 vs Toledo (W/35-16)
Last Meeting:	.....12/26/10 vs Toledo (W/34-32)*
Last FIU Win:	.....34-32 (12/26/10)
Last Toledo Win:	.....41-31 (9/26/09)

\* 2010 Little Caesars Pizza Bowl

## STAT BREAKDOWN

Category	FIU	TOL
Points/Game	34.5	41.1
First Downs	247	278
Rushing Yards/Game	169.5	223.6
Passing Yards/Game	247.6	224.9
Total Off. Yards/Game	417.1	448.5
Total Yards Allowed/Game	386.2	430.1
Third Down Conv.	45.3%	38.2%
Turnovers Gained	21	20
Turnovers Lost	12	17
Red Zone Offense	80.4%	78.6%
Red Zone Defense	77.1%	86.1%
Time of Possession/Game	30:31	29:39
Penalty Yards/Game	45.25	73.00

## NCAA RANKING

Category	FIU	TOL
Points/Game	30th	11th
First Downs	76th	35th
Rushing Yards/Game	64th	23rd
Passing Yards/Game	50th	72nd
Total Off. Yards/Game	53rd	29th
Total Yards Allowed/Game	58th	17th
Third Down Conv.	23rd	76th
Turnovers Gained	32nd	41st
Turnovers Lost	12th	52nd
Red Zone Offense	t94th	106th
Red Zone Defense	t21st	91st
Time of Possession/Game	47th	73rd
Penalty Yards/Game	26th	120th

Stats as of December 3rd, 2018



## PANTHER TRENDS

### LEADING/TRAILING/TIED

Leading At Half:	6-0
Trailing At Half:	2-4
Tied At Half:	0-0
Leading After 3rd Quarter:	7-0
Trailing After 3rd Quarter:	1-4

### SCORING

Scores First:	5-1
Opponent Scores First:	3-3
Shutout at Half:	0-1
Holds Opp. Scoreless at Half:	1-0
Scores 20+ Points:	8-1
Scores Under 20 Points:	0-2
Allows 20+ Points:	4-4
Holds Opp. Under 20 Points:	4-0

### TOTAL YARDS

Less Than 300 Yards:	0-2
400+ Total Offense:	4-0
500+ Total Offense:	1-0
600+ Total Offense:	1-0
Hold Opp. Less Than 300 Yards:	3-0
Allow Opp. 400+ Yards:	1-3
Allow Opp. 500+ Yards:	1-1
Allow Opp. 600+ Yards:	0-0

### RUSH YARDS

Less Than 100 Yards:	1-2
100+ Yards Rushing:	4-2
200+ Yards Rushing:	2-0
300+ Yards Rushing:	1-0
Holds Opp. Under 100 Yards:	1-0
Allows 100+ Yards Rushing:	6-1
Allows 200+ Yards Rushing:	1-2
Allows 300+ Yards Rushing:	0-1

### PASS YARDS

Less Than 200 Yards:	1-2
200+ Yards Passing:	3-2
300+ Yards Passing:	4-0
400+ Yards Passing:	0-0
500+ Yards Passing:	0-0
Holds Opp. Under 200 Yards:	5-2
Allows 200+ Yards Passing:	2-2
Allows 300+ Yards Passing:	1-0
Allows 400+ Yards Passing:	0-0
Allows 500+ Yards Passing:	0-0

### TURNOVERS

Has 0 Turnovers:	6-0
Has 1 Turnover:	1-1
Has 2 Turnovers:	1-0
Has 3+ Turnovers:	0-2
Forces 0 Turnovers:	1-1
Forces 1 Turnover:	2-1
Forces 2 Turnover:	2-2
Forces 3+ Turnovers:	3-0

## MORE HONORS FOR MORGAN...

After a record-breaking year at quarterback, graduate transfer James Morgan was named the C-USA Newcomer of the Year.

Morgan is the first Panther to earn a C-USA individual award, while being the first for any FIU football player since T.Y. Hilton was named Sun Belt Player of the Year in 2010.

Morgan was also honored for his off-the-field performance, being honored as a C-USA Spirit of Service Award recipient after this work in the community and his 3.33 GPA in the classroom.

## LEWIS BREAKS TACKLE RECORDS...

Redshirt junior Sage Lewis broke two FIU records in 2018, snapping the total tackles mark with 126 on the year and the solo tackles record with 83 for the season.

Lewis' 126 tackles and 10.5 tackles per contest is tied for the C-USA lead and is tied for 13th in the country.

### Most Tackles in a Single-Season

Rk	Player	Total	Year
1.	Sage Lewis	126	2018
2.	Keyonvis Bouie	119	2006
3.	Keyonvis Bouie	118	2005
4.	John Haritan	117	2003
5.	Johnathan Cyprien	113	2010

## STAPLE ON THE O-LINE...

Graduate Jordan Budwig has made the best of his time at FIU, playing and starting in all 49 games as a Panther. The Fort Lauderdale native began his career at FIU in 2013, before suffering season-ending injuries in 2015 and 2016. The 49-straight starts for Budwig is a program history.

## BACK TO ACTION...

Anthony Jones and Mershawn Miller were both back in action against UTSA on Saturday, Nov. 10 after the two were victims of a drive-by shooting on Sept. 6.

Jones missed seven games of play, before returning against FAU, while Miller missed eight games prior to his return against UTSA.

Jones has earned 158 yards on 37 carries and 39 yards on nine receptions since coming back, scoring once on the ground and twice on the receiving end. Miller earned his first action back after playing in the fourth quarter of the UTSA game at left guard.

## SAGE AGAINST THE MACHINE...

Redshirt junior Sage Lewis earned a monster game against Indiana, becoming a tackling machine against the Hoosiers to earn 18 total tackles for the game. The linebacker's total is tied for first in the nation, while tying for fifth-most in a single game at FIU.

### Most Tackles in a Single Game

No.	Player	Date	Tackles
1.	John Haritan	9/11/04	21
2.	Keyonvis Bouie	10/28/06	20
3.	Michael Dominguez	11/17/07	19
t3.	Keyonvis Bouie	11/5/06	19
5.	Sage Lewis	9/1/18	18
t5.	Keyonvis Bouie	12/3/06	18
t5.	Keyonvis Bouie	11/18/06	18
t5.	Keyonvis Bouie	10/20/06	18
9.	Winston Fraser	10/18/11	17
10.	Wendy Napoleon	10/7/06	16
t10.	John Haritan	10/26/02	16
t10.	Nick Turnbull	9/7/02	16

## WILSON IN THE RECORD BOOKS...

Stone Wilson is one of FIU's greatest punters of all-time, securing the top spot in career punts (199) and career punt yards (8,058), while ranking third in yards-per-punt (40.5).

### Career Punts

1.	199	Stone Wilson (199-8,058)	2015-Present
2.	176	Josh Brisk (176-7,119)	2010-12
3.	163	Doug Jones (163-5,907)	2002-04
4.	142	Carlos Munera (142-5,968)	2008-09
5.	129	Chris Cook (129-4,949)	2006-07

### Career Punt Yards

1.	8,058	Stone Wilson (199-8,058)	2015-Present
2.	7,119	Josh Brisk (176-7,119)	2010-12
3.	5,968	Carlos Munera (142-5,968)	2008-09
4.	5,907	Doug Jones (163-5,907)	2002-04
5.	4,949	Chris Cook (129-4,949)	2006-07

### Career Average Per Punt (Minimum 60 punts)

1.	42.03	Carlos Munera (142-5,968)	2008-09
2.	40.55	Josh Brisk (176-7,097)	2010-12
3.	40.50	Stone Wilson (199-8,058)	2015-Present
4.	38.36	Chris Cook (129-4,949)	2006-07
5.	36.57	Chris Patullo (67-2,450)	2005-06



## C-USA ALL-CONFERENCE

### FIRST TEAM

Sage LEWIS | Maurice ALEXANDER

### SECOND TEAM

Jordan BUDWIG | Stone WILSON

### HONORABLE MENTION

James MORGAN | Anthony JONES

Dallas CONNELL | D'Antne DEMERY

Shane MCGOUGH | Austin MALONEY

Noah CURTIS | Anthony JOHNSON

Richard DAMES | Stantley THOMAS-OLIVER

Jose BORREGALES | Tommy ZOZUS



## PROGRAM-HIGH ALL-CONFERENCE SELECTIONS...

The Conference USA announced its 2018 All-Conference teams on Tuesday, Dec. 4, with FIU football hauling in a program-best 17 selections overall.

The Panthers earned a school-record 17 C-USA selections, with two first team, two second team and 13 honorable mention members comprising the list. The pair of first teamers earned for FIU is the most for any Panther team since 2015. The Panthers hauled in 11 selections in Butch Davis' first season at the helm in 2017.

The junior duo of Sage Lewis and Maurice Alexander highlighted the C-USA First Team list for FIU. Lewis earned a school-record 126 tackles in 2018, while Alexander was electric in the punt return game after averaging a league-best 13.6 yards per return. Jordan Budwig made a return to the C-USA Second Team, while Stone Wilson earned his first appearance on the All-Conference Second Team list.

FIU had 13 selections on the C-USA Honorable Mention Team, with James Morgan, Anthony Jones, Dallas Connell, D'Antne Demery, Shane McGough, Austin Maloney, Noah Curtis, Anthony Johnson, Richard Dames, Stantley Thomas-Oliver III, Jose Borregales and Tommy Zozus earning the distinction. Maloney was awarded honorable mention on offense and special teams.

Additionally, FIU had four players earn C-USA All-Freshman Team honors on Tuesday, with that total also being a school-record high. Sterling Palmer, Dorian Hall, Jason Mercier and Rocky Jacques-Louis were named to the freshman list. The four honorees were also a league-high total, tying only Charlotte and WKU.

## 2018 FIU ALL-CONFERENCE HONOREES

### C-USA First Team

Sage Lewis, Linebacker  
Maurice Alexander, Punt Returner

### C-USA Second Team

Jordan Budwig, Offensive Line  
Stone Wilson, Punter

### C-USA Honorable Mention Team

James Morgan, Quarterback  
Anthony Jones, Running Back  
Austin Maloney, Wide Receiver & Kick Returner  
Shane McGough, Offensive Line  
Dallas Connell, Offensive Line  
D'Antne Demery, Offensive Line  
Noah Curtis, Defensive Line  
Anthony Johnson, Defensive Line  
Richard Dames, Defensive Back  
Stantley Thomas-Oliver III, Corner Back  
Jose Borregales, Kicker  
Tommy Zozus, Long Snapper

### C-USA All-Freshman Team

Sterling Palmer, Tight End  
Jason Mercier, Defensive Line  
Rocky Jacques-Louis, Linebacker  
Dorian Hall, Safety



On Nov. 15, 2016, Butch Davis was named the fourth head coach of the FIU football program, returning to South Florida where he made a name for himself as one of the premier minds in football.



In just one season at FIU, Davis' impact on the program was felt as the Panthers matched a school record in wins (8) and earned the school's third bowl berth—the first since the 2011 season. The 8-5 mark was the best record of any first-year head coach at FIU. He also led FIU to a 5-3 record in Conference USA play, which was good enough for a second-place finish in the C-USA East Division. FIU finished the 2017 regular season leading the nation in red zone scoring offense converting 98 percent of its red-zone chances (40-of-41), which included 30 touchdowns.

Davis' 2017 FIU squad not only matched the school record in wins, but the 2017 Panthers finished the regular season throwing for the most passing yards (3,031) and rushing for the second-most yards (2,069) in school history. The offense also totaled the second-most yards (5,100) and FIU scored the second-most points (333) in a season. Defensively, the Panthers' 23 sacks ranked eighth in a single-season and the 75 tackles for loss tied for seventh.

The success of Davis' first season led FIU to having the No. 1 ranked 2018 signing class in Conference USA and 67th nationally, which also ranked tops among all C-USA teams.

Davis also saw 12 Panthers earn All-CUSA honors highlighted by first team wide receiver Thomas Owens. Quarterback Alex McGough, left guard Jordan Budwig, linebacker Anthony Wint and cornerback Brad Muhammad earned second team All-CUSA honors while another six Panthers garnered honorable mention recognition and freshman Bryce Singleton made the All CUSA Freshman Team. McGough became the first quarterback in FIU history to be taken in the NFL draft when he was selected in the seventh round by the Seattle Seahawks.

Davis came to FIU after serving as a college football studio analyst, while also contributing to coverage on College Football Live, ESPN Radio, ESPN.com and SportsCenter since 2014. Before joining ESPN, Davis served as a consultant to former Tampa Bay Buccaneers Head Coach Greg Schiano during the 2012 and 2013 seasons.

Prior to FIU, Davis had last walked the college sidelines as head coach at the University of North Carolina (2007-10) where he not only backed up his reputation of rebuilding programs but made just as big of an impact off the field as well. Davis quickly rejuvenated the fan base in Chapel Hill and brought excitement to every Saturday at Kenan Stadium. Beginning with his first Carolina recruiting class in 2007, which many analysts ranked among the top 10 in the country, Davis connected with student-athletes and fans alike with his brand of fast, hard-nosed, disciplined football.

Carolina improved from 4-8 in 2007 to 8-5 in 2008, the sixth-best turnaround in the country. The Tar Heels won games over bowl teams Rutgers, Miami, Connecticut, Notre Dame, Boston College and Georgia Tech and were



## HEAD COACH BUTCH DAVIS

# 2011

FIU EARNED ITS FIRST BOWL BID SINCE THE 2011 SEASON AND THE THIRD OVERALL FOR THE PROGRAM

# 8

FIU'S EIGHT WINS IN 2017 & 2018 TIED THE SCHOOL RECORD FOR VICTORIES

# 1ST

AFTER A SUCCESSFUL 2017, BUTCH DAVIS EARNED THE NO. 1 RANKED RECRUITING CLASS IN THE C-USA

in the hunt for the 2008 ACC championship until the final week of the season. Carolina's eight wins were its most since 2001. The Tar Heels earned an invitation to the Meineke Car Care Bowl in Charlotte, their first postseason game since 2004.

Davis led the 2009 Tar Heels to another 8-4 regular season record and a second-straight bowl appearance, the first time since the 1997-1998 seasons that UNC had made consecutive bowl appearances. In the Meineke Car Care Bowl, UNC fell to Pittsburgh giving UNC another 8-5 final record. North Carolina posted a third-consecutive 8-5 season in 2010 and its third-straight trip to a bowl game, capping the season with a thrilling 30-27 double-overtime win over Tennessee in the Franklin American Mortgage Music City Bowl. It was the Tar Heels' first bowl victory in nine years.

Davis was head coach for six seasons at Miami (1995-2000) and led the Hurricanes to a 51-20 record, three Big East Conference championships and four postseason bowl wins in as many appearances. He took over a Miami program faced with NCAA sanctions that restricted the number of scholarships in his first three

seasons. However, his Hurricane teams finished ranked in the Associated Press Top 25 on four occasions, including No. 2 in the nation in 2000, when the Canes went 11-1 and beat Florida, 37-20, in the Sugar Bowl.

In his first year in Coral Gables, Davis helped the Canes earn a share of the Big East Conference Championship by winning seven straight games to close the 1995 season. The team would have received an invitation to a BCS bowl game, however, Miami declined the invitation due to NCAA sanctions previously approved by university officials for violations prior to Davis' arrival.

Davis again led Miami to a share of the Big East title in 1996 and catapulted the Hurricanes to a top 20 ranking and their first bowl victory in five years with a 31-21 win over Virginia in the Carquest Bowl. The following season he led Miami to a 46-23 win over North Carolina State in the 1998 Micron PC Bowl.

Davis' 1999 squad began the year with a 23-12 victory over Ohio State in the Kickoff Classic and capped the season with a 28-13 victory over Georgia Tech in the Toyota Gator Bowl, the Hurricanes' first New Year's Day bowl game under Davis.



# COACH DAVIS



In his final year at Miami (2000), the Hurricanes posted an 11-1 mark, including a 37-20 victory over Florida in the Nokia Sugar Bowl. That team was second in the nation in scoring, fifth in total offense, fifth in scoring defense and eighth in pass defense.

Davis left Coral Gables following the 2000 season to join the Cleveland Browns. In his first season in Cleveland in 2001, Davis led his young team to an impressive 7-9 record. Cleveland led the NFL in takeaways with 42, including a league-high and team-record 33 interceptions. Cleveland was Davis' second stint in the NFL. He was a defensive assistant with the Dallas Cowboys from 1989-94 and was defensive coordinator in 1993 and 1994. The Cowboys won consecutive Super Bowls in 1992 and 1993 and played in one other NFC championship game.

Davis was defensive line coach at Miami from 1984-88 under head coach Jimmy Johnson, whom he also coached under for five years in Dallas and five years at Oklahoma State. The Hurricanes went 52-9 in those five years and won the national championship after beating Oklahoma in the Orange Bowl to cap a perfect 12-0 record in 1987. Davis entered the collegiate coaching ranks on the offensive side of the ball as an assistant on Johnson's Oklahoma State University teams from 1979-83. At Oklahoma State, Davis coached receivers and tight ends while also serving as recruiting coordinator.

Davis played college football at the University of Arkansas for Coach Frank Broyles, but his career was cut short due to a knee injury. He earned a bachelor's degree in biology and life science in 1974. His coaching career began as a volunteer assistant in 1973 at Fayetteville High School in Arkansas.

Paul Hilton (Butch) Davis is a native of Tahlequah, Oklahoma. Davis and his wife, Tammy, have a son, Drew, who is the tight ends coach on the Panthers' coaching staff.

## BUTCH DAVIS YEARLY COACHING HISTORY

2017-present	FIU	Head Coach
2007-10	University of North Carolina	Head Coach
2001-04	Cleveland Browns	Head Coach
1995-2000	University of Miami	Head Coach
1989-94	Dallas Cowboys	Assistant Defensive Line 1989-92 Defensive Coordinator/Linebackers 1993-94
1984-88	University of Miami	Assistant (Defensive Line)
1979-83	Oklahoma State	Assistant (Tight ends, Receivers)
1978	Tulsa Rogers (Okla.) H.S.	Head Coach
1976-77	Sand Springs (Okla.) H.S.	Assistant (Offensive Line, Outside Linebackers)
1974-75	Pawhuska (Okla.) H.S.	Assistant (Offensive, Defensive Line)
1973	Fayetteville (Ark.) H.S.	Volunteer Assistant (Receivers)

## YEAR-BY-YEAR COLLEGIATE HEAD COACHING RECORD

2018 (FIU)	8-4	Makers Wanted Bahamas Bowl vs. Toledo
2017 (FIU)	8-5	First FIU Bowl bid since 2011; School record 8 wins
2010 (UNC)	8-5	First bowl victory for Carolina in nine seasons
2009 (UNC)	8-5	UNC made back-to-back bowl games for first time in a decade
2008 (UNC)	8-5	Back in rankings for the first time since 2001
2007 (UNC)		4-8
2000 (UM)	11-1	Ranked #2 in both polls Big East champions
1999 (UM)	9-4	Ranked #15 in both polls
1998 (UM)	9-3	Ranked #20 AP, #21 coaches
1997 (UM)		5-6
1996 (UM)	9-3	Ranked #14 in both polls Big East co-champions
1995 (UM)	8-3	Ranked #20 AP Big East co-champions

## SCHOOL BREAKDOWN

FIU (2 years)	16-9
UNC (4 years)	28-23
UM (6 years)	51-20
<b>Total</b>	<b>95-52</b>

## PRE- AND POSTSEASON HISTORY

### FIU (HEAD COACH)

2018	Makers Wanted Bahamas Bowl vs. Toledo
2017	Bad Boy Mowers Gasparilla Bowl vs. Temple L

### NORTH CAROLINA (HEAD COACH)

2010	Music City vs. Tennessee W
2009	Meineke Car Care vs. Pittsburgh L
2008	Meineke Car Care vs. West Virginia L

### MIAMI (HEAD COACH)

2001	Sugar vs. Florida W
2000	Gator vs. Georgia Tech W
1999	Kickoff Classic vs. Ohio State
1998	Micron PC vs. NC State W
1996	Carquest vs. Virginia W

### MIAMI (ASSISTANT COACH)

1989	Orange vs. Nebraska
1988	Orange vs. Oklahoma
1987	Fiesta vs. Penn State
1986	Sugar vs. Tennessee
1985	Fiesta vs. UCLA

### OKLAHOMA STATE (ASSISTANT COACH)

1983	Bluebonnet Bowl vs. Baylor
1981	Independence Bowl vs. Texas A&M

## SUPER BOWLS

Dallas Cowboys, Super Bowl XXVII vs. Buffalo (assistant coach)
Dallas Cowboys, Super Bowl XXVIII vs. Buffalo (defensive coordinator)

## 1ST ROUND DRAFT PICKS COACHED OR RECRUITED BY DAVIS

Miami (28): Ray Lewis (LB), Yatil Green (WR), Kennard Lang (DE), Kenny Holmes (DE), Duane Starks (CB), Edgerrin James (RB), Bubba Franks (TE), Dan Morgan (LB), Damion Lewis (OT), Santana Moss (WR), Reggie Wayne (WR), Bryant McKinnie (OT), Jeremy Shockey (TE), Phillip Buchannon (CB), Ed Reed (S), Mike Rumph (CB), Andre Johnson (WR), Jerome McDougle (DE), Willis McGahee (RB), William Joseph (DT), Sean Taylor (S), Kellen Winslow (TE), Jonathan Vilma (LB), D.J. Williams (LB), Vernon Carey (OT), Vince Wilfork (DT), Antrel Rolle (CB), Kelly Jennings (CB)

North Carolina (7): Kentwan Balmer (DT), Hakeem Nicks (WR), Robert Quinn (DE), Quinton Coples (DE), Jonathan Cooper (OG), Sylvester Williams (OT), Eric Ebron (TE)

# DEPTH CHART



## OFFENSE


Pos.	No.	Player	Ht.	Wt.	Cl.	Notable
WR >>>	9	Bryce Singleton	5-10	193	So.	Has seen action in nine games in 2018, snagged 28 catches for 336 yards and two TDs
	11	CJ Worton	6-0	183	R-Sr.	Leads the Panthers in receptions (36), yards (638) and TDs (6). Career game vs UM (5/123/2)
WR >>>	15	Austin Maloney	5-11	190	R-Jr.	Has 28 catches for 582 yards and five TDs in '18
	1	Maurice Alexander	5-11	180	R-Jr.	Second player in FIU history to have a rushing, receiving and punt return TD in a season
LT >>>	77	D'Ante Demery	6-5	320	So.	Has started nine games for FIU at left tackle
	58	Devontay Taylor	6-4	305	R-So.	Has played in 11 games for FIU this season
LG >>>	66	Jordan Budwig	6-4	311	Gr.	Has started all 12 games for FIU at left guard
	64	Willa Pierre	6-2	287	R-Fr.	Three-star recruit out of Booker T. Washington
C >>>	60	Dallas Connell	6-3	285	Jr.	Has started 11 games for FIU at center, out versus UTSA
	76	Neal Mars	6-3	305	Sr.	Started at center against UTSA, replacing Dallas Connell
RG >>>	55	Shane McGough	6-2	302	R-So.	Has started the last eight games for the Panthers at right guard
	74	Shacquille Williams	6-5	310	R-Jr.	Started the first four games and has played in 10 games in 2018
RT >>>	65	Daquane Wilkie	6-4	275	R-Sr.	Has started in the last eight games at right tackle
	79	Kai Absheer	6-5	310	R-Sr.	Has started seven games along the o-line this season
TE >>>	88	Sterling Palmer	6-6	235	Fr.	Has 23 catches for 215 yards on the season, earned TD vs UMass
	81	Ivan Thomas	6-3	225	Fr.	Has seen action in 11 games this season, earning starts against UMass & Charlotte
FB >>>	32	Colin Olsen	6-0	228	Jr.	Played in all 13 games last season, mostly on special teams. Recorded 4 total tackles
RB >>>	2	Anthony Jones	5-11	215	R-Jr.	Missed seven games due to injuries from a gunshot wound
	23	Napoleon Maxwell	6-0	215	R-Jr.	Has 121 rushes for 685 yards and seven touchdowns in 2018
	24	D'Vonte Price	6-2	194	So.	Has 84 rushes for 531 yards and five rushing TDs
QB >>>	12	James Morgan	6-4	213	R-Jr.	Owns FIU's single-season passing touchdown record with 26 so far this year
	8	Christian Alexander	6-3	225	R-Jr.	Scored his first touchdown on a 17-yard run against UTSA

## DEFENSE

Pos.	No.	Player	Ht.	Wt.	Cl.	Notable
DE >>>	90	Noah Curtis	6-5	248	So	Has earned 45 tackles this season with 2.5 TFLs
	92	Jason Mercier	6-3	262	Fr.	Has collected 29 tackles on the year
DT >>>	97	Tayland Humphrey	6-5	350	R-Jr.	Has collected 15 tackles this season with 1 sack
	93	Teair Tart	6-3	290	R-Jr.	Owns 19 tackles this season with 7 TFLs and 4 sacks
DT >>>	91	Anthony Johnson	6-3	291	R-Sr.	Has earned 38 tackles this year with 5.5 TFLs
	99	Jermaine Sheriff	6-2	275	R-Sr.	Owns 29 tackles and 5.5 TFLs this season
DE >>>	96	Josh Little	6-4	260	R-Jr.	Has earned 24 tackles and 2 TFLs
	94	Kevin Oliver	6-4	243	So.	Has earned 25 tackles this year, while earning 1.5 TFLs
WLB >>>	5	Edwin Freeman	6-1	250	Gr.	Owns 89 tackles this year, with 7.5 TFL and 2 INTs
	51	Dimitry Prophete	6-1	230	So.	Has collected five tackles this season in limited action
MLB >>>	3	Sage Lewis	6-1	240	Jr.	Ranks first in C-USA with 126 total tackles, averaging 10.5 tpg
	45	Rocky Jacques-Louis	6-3	205	Fr.	Has earned 2 INTs this season, both going for touchdowns
SLB >>>	59	Jamal Gates	6-2	225	So.	Has earned 33 tackles this year, with 1 TFL
	48	Josh Powell	5-11	194	So.	Owns 10 tackles this season and 1 TFL
CB >>>	21	Stanley Thomas-Oliver III	6-2	184	Jr.	Had a monster game vs WKU with 7 tackles, 4 PBUs and an interception
	4	Isaiah Brown	6-1	185	Jr.	Has earned 29 tackles this year, with 2 INTs and 4 PBUs
CB >>>	20	Emmanuel Lubin	6-1	190	Sr.	Owns 31 tackles and 4 PBUs this year
	35	Rishard Dames	5-11	165	So.	Has earned 16 tackles and 2 INTs
FS >>>	36	Dorian Hall	6-4	190	R-Fr.	Owns 41 tackles and 3 INTs this season
	38	Richard Dames	5-11	185	So.	Has earned 41 tackles, with 4.0 TFLs and 3 INTs this year
SS >>>	10	Olin Cushion III	5-8	176	Jr.	Ranks third on the team, with 59 total tackles. Has also earned 1 INT
	31	Tyree Johnson	5-9	185	Jr.	Has earned 29 tackles and 2.0 TFLs this season

## SPECIAL TEAMS

Pos.	No.	Player	Ht.	Wt.	Cl.	Notable
P >>>	6	Stone Wilson	5-10	180	Sr.	Has earned a 44.3 average this season, with a long of 63 against FAU
	39	Sean Young	6-1	190	R-Jr.	Has 53 kickoffs on the season, averaging 68.3 yards per kick and 43 touchbacks
K >>>	30	Jose Borregales	5-10	206	R-So.	Has gone 14-18 this season. Made program long 53 FG against MT
	39	Sean Young	6-1	190	R-Jr.	Has 53 kickoffs on the season, averaging 68.3 yards per kick and 43 touchbacks
KO >>>	39	Sean Young	6-1	190	R-Jr.	Has 53 kickoffs on the season, averaging 68.3 yards per kick and 43 touchbacks
	30	Jose Borregales	5-10	206	R-So.	Has 17 kickoffs this season, averaging 58.1 yards per boot. Also had six touchbacks
KR >>>	23	Napoleon Maxwell	6-0	215	R-Jr.	Has returned three kickoffs for 49 yards on the season
	24	D'Vonte Price	6-2	194	So.	Has 3 kickoff returns this year, going for 67 yards
PR >>>	1	Maurice Alexander	5-11	180	R-Jr.	Had 69-yd punt return TD vs UMass, owns 20.5 avg per punt return
	16	Tony Gaiter IV	5-9	185	Jr.	Collected 19 catches for 173 yards and a touchdown in 2018
LS >>>	61	Tommy Zozus	6-0	236	R-Fr.	Was redshirted last year
or	50	Johnathan Scandrett	5-8	197	R-Jr.	Transferred to FIU from Delaware State
	HOLD >>>	6	Stone Wilson	5-10	180	Sr.
	8	Christian Alexander	6-3	225	R-Jr.	Scored his first touchdown on a 17-yard run against UTSA



# 2018 ROSTER



No.	Player	Pos.	Height	Weight	Class	Hometown/Previous School/College
1	Maurice Alexander	WR	5-11	180	R-Jr.	Florida City, Fla. / Booker T. Washington HS
2	Anthony Jones	RB	5-11	215	R-Jr.	Miami, Fla. / Miami Central HS
3	Sage Lewis	LB	6-1	240	R-Jr.	Opa-Locka, Fla. / Monsignor Pace HS
4	Isaiah Brown	CB	6-1	185	Jr.	Tampa, Fla. / Tampa Bay Tech
5	Edwin Freeman	LB	6-0	250	Gr.	Arlington, Texas / Bowie HS / Texas
5	Demarcus Townsend	RB	5-10	215	Fr.	Naples, Florida / Palmetto Ridge HS
6	Stone Wilson	P/K	5-10	180	Sr.	Nokomis, Fla. / IMG Academy
7	Fermin Silva	DL	6-2	235	Sr.	Miami, Fla. / Miami Central HS
7	Kaylan Wiggins	QB	6-2	200	R-Fr.	Sanford, Fla. / Seminole HS
8	Christian Alexander	QB	6-3	225	R-Jr.	Lakeland, Fla. / Lakeland Christian
9	Bryce Singleton	WR	5-10	193	So.	Hilton Head Island, S.C. / Hilton Head Island HS
10	Olin Cushion III	S	5-8	176	Jr.	Miami, Fla. / Miami Central HS
10	Tanner Watson	QB	6-3	177	Fr.	Jacksonville, Fla. / Atlantic Coast HS
11	CJ Worton	WR	6-0	183	R-Jr.	Homestead, Fla. / South Dade HS / Florida
12	James Morgan	QB	6-4	213	Gr.	Green Bay, Wisc. / Ashwaubenon HS / Bowling Green
13	Darius Philon	WR	5-10	161	R-Jr.	Winter Haven, Fla. / Winter Haven HS
14	Darrius Scott	WR	5-11	195	Jr.	Miami, Fla. / Booker T. Washington HS
15	Quentin Bessent Jr.	DB	5-10	156	R-Jr.	Titusville, Fla. / Merritt Island / Huntingdon College
15	Austin Maloney	WR	5-11	190	R-Jr.	Miami, Fla. / Christopher Columbus HS
16	Tony Gaiter IV	WR	5-9	185	Jr.	Richmond Heights, Fla. / Westminster Christian
17	Caleb Lynum	QB	6-2	195	Fr.	Miami, Florida / East Ridge HS
17	Lewlin Irving Jr.	DB	5-9	193	R-Sr.	Tarmac, Fla. / JP Taravelle / Bethune-Cookman
18	Malik Tyson	DB	6-2	195	R-So.	Tampa, Fla. / Robinson HS
19	Shemar Thornton	WR	5-11	182	So.	Miami, Fla. / Hallandale HS
20	Emmanuel Lubin	DB	6-1	190	Sr.	Miami, Fla. / North Miami Beach HS
21	Stantley Thomas-Oliver III	DB	6-2	184	Jr.	Punta Gorda, Fla. / Charlotte HS
22	Shawndarrius Phillips	RB	5-11	225	Jr.	Delray Beach, Fla. / Atlantic Community HS
23	Isaiah Hill	S	5-11	195	Jr.	Tallahassee, Fla. / Florida State High
23	Napoleon Maxwell	RB	6-0	215	Gr.	St. Petersburg, Fla. / Admiral Farragut Academy
24	D'Vonte Price	RB	6-2	194	So.	Punta Gorda, Fla. / Charlotte HS
25	Aris Duffey	DB	5-11	178	R-So.	St. Augustine, Fla. / Nease HS / App. State
26	Jamal Anderson	DB	6-2	180	Fr.	Homestead, Florida / South Dade HS
27	Benny McCray	CB	6-2	185	R-Fr.	Clermont, Fla. / East Ridge HS
28	Jesson Walker	DB	6-1	170	Fr.	Southwest Brevard County, Florida / Rockledge HS
29	Jacob White	DB	6-0	175	R-Fr.	Punta Gorda, Fla. / Charlotte HS
30	Jose Borregales	K/P	5-10	206	R-So.	Miami, Fla. / Booker T. Washington HS
31	Tyree Johnson	DB	5-9	185	Jr.	Miami Gardens, Fla. / Miami Carol City HS
32	Collin Olsen	RB	6-0	228	Jr.	Port Orange, Fla. / Spruce Creek HS
33	Shaun Peterson, Jr.	RB	6-3	215	Fr.	Fort Lauderdale, Florida / Nova HS
34	Trent McGhee	DB	6-0	198	R-So.	Jacksonville, Fla. / Bolles HS
35	Rishard Dames	DB	5-11	165	So.	Miami, Fla. / Booker T. Washington HS
36	Dorian Hall	S	6-4	190	R-Fr.	Hollywood, Fla. / South Broward HS
37	Jordan Atkins	RB	5-9	188	Fr.	Miami, Fla./North Miami Beach HS
37	Romelo Brooks	LB	5-10	200	So.	Miami, Fla. / Miami Killian HS
38	Richard Dames	DB	5-11	185	So.	Miami, Fla. / Booker T. Washington HS
39	Sean Young	K/P	6-1	190	R-Jr.	Tampa, Fla. / Admiral Farragut Academy / ASA College Miami
40	Daniel Jackson	DB	6-2	200	So.	Apex, N.C. / Middle Creek HS
41	Shamar Munroe	DB	6-1	190	Fr.	Palmetto, Florida / Miami Palmetto HS
42	JoJo Louis	DB	5-11	196	Jr.	Bradenton, Fla. / Braden River HS
43	Christian Irving	DB	5-10	197	R-Jr.	Lauderdale Lakes, Fla. / American Heritage HS / Wyoming
43	Shawn O'Gorman	WR	5-8	184	R-Jr.	Weeki Wachee, Fla. / Weeki Wachee
44	Cadarius Gaskin	WR	6-3	218	Fr.	Delray Beach, Fla. / Atlantic HS
45	Rocky Jacques-Louis	LB	6-3	205	Fr.	Fort Myers, Fla. / Dunbar HS
46	Milord Juste	DL	6-1	285	Sr.	Palm Beach Gardens, Fla. / Palm Beach Gardens
47	Rod Sylvestre	DB	5-11	193	R-Jr.	Margate, Fla. / UCF / Calvary Christian Academy
48	Josh Powell	DB	5-11	194	So.	Riviera Beach, Fla. / Suncoast
49	Ulice Gillard III	S	6-1	198	R-So.	Orlando, Fla. / Lake Nona
50	Johnathon Scandrett	LS	5-8	197	R-Jr.	Ellenwood, Ga./Woodland HS/Delaware State
51	Dimitry Prophete	LB	6-1	230	So.	Miami, Fla./Southridge
52	Donovan Georges	LB	6-1	240	Fr.	Hialeah, Florida/Champagnat Catholic
53	Tevin Jones	LB	6-4	220	R-Fr.	Miami, Fla. / Miami Norland
54	Khaliq Jacas	DL	6-2	230	R-Jr.	Port Lucie, Fla. / St. Lucie West Centennial / ASA College
55	Shane McGough	OL	6-2	302	R-So.	Tampa, Fla. / Gaither
57	Josh Colston	LB	6-2	239	Fr.	Crystal Beach, Fla./East Ridge HS
58	Devontay Taylor	OL	6-4	305	R-So.	Odessa, Fla. / Mitchell
59	Jamal Gates	LB	6-2	225	So.	Palm Beach Gardens, Fla. / Dwyer
60	Dallas Connell	OL	6-3	283	Jr.	Jacksonville, Fla. / First Coast
61	Tammy Zozus	LS	6-0	236	R-Fr.	Punta Gorda, Fla. / Charlotte
62	Mershawn Miller	OL	6-2	313	R-Fr.	Miami, Fla. / Miami Central

# 2018 ROSTER



No.	Player	Pos.	Height	Weight	Class	Hometown/Previous School/College
63	Jaylin Daphnis	OL	6-0	287	R-Fr.	Miami, Fla. / Miami Norland
64	Willa Pierre	OL	6-2	287	R-Fr.	Miami, Fla. / Booker T. Washington
65	Daquane Wilkie	OL	6-4	275	R-Sr.	Orlando, Fla. / Oak Ridge
66	Jordan Budwig	OG	6-4	311	Gr.	Ft. Lauderdale, Fla. / University School
67	John Bolding	OL	6-3	315	Fr.	Spring, Texas/Klein Oak H.S.
68	Tahj Brighthaupt	OL	6-7	374	So.	Miami, Fla./Broward College/Miami Central HS
70	Jason Jean	OL	6-4	290	R-Jr.	Miami, Fla./Miami Central/Marshall
71	Deion Eakins	OG	6-4	310	So.	Jacksonville, Fla. / Trinity Christian Academy
72	Davon Strickland	DL	6-1	263	Fr.	Hollywood, Fla./South Broward HS
73	Lyndell Hudson, Jr.	OL	6-6	300	Fr.	Brooksville, Florida/Central H.S.
74	Shacquille Williams	DL	6-5	310	R-Jr.	Charlotte, Fla. / The Academy at CTC / Dodge City (Kan.) CC
75	Rashad Colson	DL	6-5	310	R-Fr.	Miami, Fla. / Miami Norland
76	Neal Mars	OG/C	6-3	305	Sr.	Orange Park, Fla. / Fleming Island
77	D'Antne Demery	OL	6-5	320	So.	Brunswick, Ga./Brunswick HS/Hutchinson CC
78	Kameron Burns	DL	6-4	270	Fr.	Crawfordville, Florida/Wakulla H.S
79	Kai Absheer	OL	6-5	310	Gr.	Oakland Park, Fla. / St. Thomas Aquinas
80	Zach Armour	TE	6-3	220	R-So.	Cocoa, Fla. / Cocoa
81	Ivan Thomas	TE	6-3	225	Fr.	Miami, Florida/Miami Palmetto H.S.
82	Jordan Underwood	WR	6-0	180	Fr.	Apopka, Fla./Olympia HS
84	David O'Meara	TE	6-5	245	Fr.	Tallahassee, Florida/Chiles H.S.
85	DeAndre Williams	WR	5-10	180	R-Fr.	Miami, Fla. / Booker T. Washington
86	Carson Genal	TE	6-4	220	R-Fr.	Naples, Fla. / Gulf Coast
87	Maurquel Dillard	WR	6-0	185	Fr.	Fort Lauderdale, Florida/Stranahan H.S.
88	Sterling Palmer	TE	6-6	235	Fr.	Midlothian, Va./Fork Union Military
89	Christian Vinson	TE	6-5	220	Sr.	Ocala, Fla. / North Marion / Northland (Minn.) CC
90	Noah Curtis	DL	6-5	248	So.	Delray Beach, Fla. / American Heritage
91	Anthony Johnson	DL	6-3	291	R-Jr.	Kingsland, Ga. / Camden County
92	Jason Mercier	DL	6-3	262	Fr.	Boynton Beach, Fla./Atlantic HS
93	Teair Tart	DL	6-3	290	R-Jr.	Philadelphia, Pa./ West Philadelphia/Ellsworth C.C.
94	Kevin Oliver	DL	6-4	243	So.	Davie, Fla. / Western
95	Andrew Tarver	DT	6-1	295	R-So.	Powder Springs, Ga. / McEachern
96	Josh Little	DL	6-4	260	R-Jr.	Oklahoma City, Okla. / Trinity Christian Academy (Fla.) / Kansas State
97	Tayland Humphrey	DL	6-5	350	R-Jr.	Spring, Texas/ Klein Oak/Hutchinson CC
97	Thomas Leo	K/P	6-4	222	Fr.	Winter Garden, Fla. / East Ridge HS
98	Estin Thiele	P/K	6-1	176	Fr.	St. Augustine, Fla. / Pedro Menendez HS
98	Jordan Woods	DL	6-4	275	R-So.	Citra, Fla. / North Marion / Georgia Tech
99	Jermaine Sheriff	DL	6-2	275	R-Sr.	Ft. Lauderdale, Fla. / Hialeah

## COACHING STAFF

Butch Davis (Arkansas, '74)  
 Allen Mogridge (North Carolina, '99)  
 Brent Guy (Oklahoma State, '83)  
 Rich Skrosky (Ramapo College, '87)  
 Jeff Copp (Boise State, '01)  
 Tim Harris, Jr. (Miami, Fla., '08)  
 Aubrey Hill (Florida, '96)  
 Kenny Holmes (Miami, Fla., '97)  
 Eric Thatcher (Pittsburgh, '08)  
 James Vullono (Catholic Univ. of America, '03)  
 Drew Davis (Ole Miss, '16)  
 Brandon Taylor (FIU '15)  
 Drew Rodriguez (Penn State, '13)  
 Steven Ciocci (Wagner College, '12)  
 Kevin Gihon (Florida Atlantic, '15)

## SUPPORT STAFF

Head Coach : Nick Andrusisian (Fordham, '05)  
 Assistant Head Coach/Offensive Line : Thomas Carroll (Miami, Fla. '05)  
 Defensive Coordinator/Linebackers : Amanda Fernandez (Duquesne '13)  
 Offensive Coordinator/Quarterbacks : Matt Gerbert (Western Connecticut, '13)  
 Defensive Backs : Jed Keime (FIU, '12)  
 Running Backs : Joe Hausman (FIU '14)  
 Wide Receivers : Nick Stuhlmuller (FIU '17)  
 Defensive Line : Earl Little (Miami, Fla., '97)  
 Defensive Backs : Stacy Blickman (Westchester (Pa.), '16)  
 Special Teams Coordinator : Rodolfo Martinez  
 Tight Ends : Kevin O'Neill (Pittsburgh, '76)  
 Graduate Assistant : Paul Cipriano (North Central College, '13)  
 Graduate Assistant : Ayssa Roza (FIU '03)  
 Graduate Assistant : Bryn Renner (North Carolina, '14)  
 Graduate Assistant : Chad Smith (UT-Chattanooga, '06)  
 : Darryl MaGee  
 : Brady Gagnon (Minnesota State, '15)  
 : Andreu Swasey (Baylor, '95)  
 : Tia Withers (Alabama, '18)  
 Video Coordinator  
 Assistant Coach - Strength & Conditioning  
 Nutritionist  
 Assistant Coach - Strength & Conditioning  
 Assistant Director of Football Operations  
 Football Operations/Social Media Coordinator  
 Football Operations/Recruiting Assistant  
 Director of Player Development  
 Assistant Football Athletic Trainer  
 Football Athletic Trainer, Graduate Assistant  
 Head Football Athletic Trainer  
 Assistant Coach - Strength & Conditioning  
 Associate Director - SAAC  
 Director of Recruiting  
 Director of Strength & Conditioning  
 Equipment Manager  
 Assistant Equipment Manager  
 Assistant Coach - Strength & Conditioning  
 Executive Assistant to the Head Coach




## PRONUNCIATION GUIDE

79	Kai Absheer	Ky	55	Shane McGough	Mah-GOO
30	Jose Borregales	boar-A-Gal-es	64	Willa Pierre	Will-UH
60	Dallas Connell	CON-el	24	D'Vonte Price	Duh-Von-Tay
61	Douglas Connell	CON-el	51	Dimitry Prophete	Duh-mee-tree Prophet
71	Deion Eakins	EEK-ins	7	Fermin Silva	FUR-man
86	Carson Genal	GEE-nal	93	Teair Tart	Tee-Air
82	Ulice Gillard III	U-lis	18	Malik Tyson	Ma-LEAK
46	Milord Juste	Me-LOW; Just-EE	65	Daquane Wilkie	DAY-kwan; WILL-Key
54	Khaliq Jacas	Jaq-us	74	Shacquille Williams	SHAK-eel
20	Emmanuel Lubin	LOU-been			




# WHO TO WATCH





QUARTERBACKS

12		<b>James MORGAN</b> QB   6-4   213   R-Jr. Green Bay, Wisconsin Ashwaubenon HS/Bowling Green	<ul style="list-style-type: none"> <li>FIU's single-season TD leader (26)</li> <li>His 2,764 passing yards ranks 2nd most at FIU</li> <li>Named C-USA Newcomer of the Year, C-USA Honorable Mention</li> <li>Leads C-USA in passer rating (157.6) and yards per att (8.4)</li> </ul>
8		<b>Christian ALEXANDER</b> QB   6-3   225   R-Jr. Lakeland, Florida Lakeland Christian	<ul style="list-style-type: none"> <li>Has seen action in 9 games</li> <li>Has thrown for 218 yards on 19-of-29 passing</li> <li>Owens 14 rushing attempts, with 98 yards and two TDs</li> <li>Owens four passing TDs for his career, all coming in 2016</li> </ul>
7		<b>Kaylan WIGGINS</b> QB   6-2   200   R-Fr. Sanford, Florida Seminole HS	<ul style="list-style-type: none"> <li>Has not thrown a pass in game action this season</li> <li>Redshirted last year after coming to FIU</li> <li>Named to the Florida All-State Class 8A 2nd Team in 15 &amp; 16</li> <li>Chose FIU over Kentucky, Army, Navy and Tulane</li> </ul>

BACKFIELD

2		<b>Anthony JONES</b> RB   5-11   215   R-Jr. Florida City, Florida Booker T. Washington HS	<ul style="list-style-type: none"> <li>Has earned 246 yards on 52 rushes and 3 TDs</li> <li>Missed 7 games after falling victim to a drive-by shooting (9/6)</li> <li>Returned to action in under two months against FAU (11/3)</li> <li>Brother of NFL running back Dalvin Cook</li> </ul>
23		<b>Napoleon MAXWELL</b> RB   6-0   215   R-Jr. St. Petersburg, Florida Admiral Farragut Academy	<ul style="list-style-type: none"> <li>Leads the team with 673 yards on 121 carries and 7 TDs</li> <li>Has rushed over 100 yards twice this season</li> <li>Earned season-best 104 yards against UMass (9/15)</li> <li>Owens 1,404 career rushing yards at FIU</li> </ul>
24		<b>D'Vonte PRICE</b> RB   6-2   194   So. Punta Gorda, Florida Charlotte HS	<ul style="list-style-type: none"> <li>Owens 521 yards on 84 carries and 5 TDs</li> <li>Has also earned 116 yards receiving on 15 catches</li> <li>Owens two games over 100 yards rushing this season</li> <li>Earned season-best 119 yards rushing against WKU (10/27)</li> </ul>
32		<b>Collin OLSEN</b> FB   6-0   228   Jr. Port Orange, Florida Spruce Creek	<ul style="list-style-type: none"> <li>Has played in 12 games this season</li> <li>Hauled in a 12 yard reception against FAU (11/3) for his only catch of the year</li> <li>Hobbies include spear fishing, hunting and going to the beach</li> </ul>

TIGHT ENDS

88		<b>Sterling PALMER</b> TE   6-6   235   Fr. Midlothian, Virginia Fork Union Military	<ul style="list-style-type: none"> <li>Has earned 215 yards receiving on 23 catches and 1 TD</li> <li>Has started 10 games at TE</li> <li>Earned his first career TD against UMass (9/15)</li> <li>Son of former Washington Redskin Sterling Palmer Sr.</li> </ul>
84		<b>David O'MEARA</b> TE   6-5   245   Fr. Tallahassee, Florida Chiles HS	<ul style="list-style-type: none"> <li>Has not earned a catch this season</li> <li>Has played in 6 games in 2018</li> <li>Earned his first and only start at UTSA (11/10)</li> <li>Played at TE and DE at Chiles HS in Tallahassee</li> </ul>
81		<b>Ivan THOMAS</b> TE   6-3   225   Fr. Miami, Florida Miami Palmetto HS	<ul style="list-style-type: none"> <li>Has earned 44 yards receiving on 7 catches</li> <li>Earned playing time in 11 games this season</li> <li>Has earned starts against UMass (9/15) and Charlotte (11/17)</li> <li>Was a 3-star recruit out of Miami Palmetto HS</li> </ul>






# WHO TO WATCH



## WIDE RECEIVERS

11		<p><b>CJ WORTON</b> WR   6-0   183   R-Jr. Homestead, Florida South Dade HS/Florida</p>	<ul style="list-style-type: none"> <li>Leads the team in receptions (36), yards (638) and TDs (6)</li> <li>Career-best game against Miami (9/22) with 5 rec/123 yd/2 td</li> <li>First season at FIU after transferring from Florida</li> <li>Only player to earn over 100 yards receiving in multiple games</li> </ul>
15		<p><b>Austin MALONEY</b> WR   5-11   190   R-Jr. Miami, Florida Miami Christopher Columbus</p>	<ul style="list-style-type: none"> <li>Has earned 582 yards receiving on 28 catches for 5 TDs</li> <li>Ranks sixth in the nation in yards per receptions with 20.79</li> <li>Ranks third on the team in all-purpose yards with 731</li> <li>Earned C-USA Honorable Mention as a WR and KR in 2018</li> </ul>
1		<p><b>Maurice ALEXANDER</b> WR   5-11   180   R-Jr. Florida City, Florida Booker T. Washington</p>	<ul style="list-style-type: none"> <li>Has earned 444 yards on 35 catches and 5 TDs</li> <li>Has also rushed for 122 yards on 14 carries and 1 TD</li> <li>Earned a team-high 144 yards receiving against UAPB (9/29)</li> <li>Made transition to WR from QB over offseason</li> </ul>
9		<p><b>Bryce SINGLETON</b> WR   5-10   193   So. Hilton Head Island, South Carolina Hilton Head Island HS</p>	<ul style="list-style-type: none"> <li>Has earned 336 yards on 28 catches and 2 TDs</li> <li>Has only played in 9 games this season due to injury</li> <li>Season-best game against FAU (11/3) with 97 yards and 1 TD</li> <li>Earned C-USA All-Freshman Team honors in 2017</li> </ul>
16		<p><b>Tony GAITER IV</b> WR   5-9   185   Jr. Richmond Heights, Florida Westminster Christian HS</p>	<ul style="list-style-type: none"> <li>Has earned 175 yards on 20 catches and 2 TDs</li> <li>Has played in all 12 games, starting five times</li> <li>Scored TDs against ODU (9/8) and UTSA (11/10)</li> <li>Son of former NFL player Tony Gaiter III</li> </ul>

## OFFENSIVE LINE







65		<p><b>Daquane WILKIE</b> OL   6-4   275   R-Sr. Orlando, Florida Oak Ridge HS</p>	<ul style="list-style-type: none"> <li>Played in 12 games this season, starting 8 overall</li> <li>Has finished the season with 8-straight starts</li> <li>Made 10 starts last season on the Panther OL</li> <li>Has played in 46 career games at FIU</li> </ul>
55		<p><b>Shane MCGOUGH</b> OL   6-2   302   R-So. Tampa, Florida Gaither HS</p>	<ul style="list-style-type: none"> <li>Played in 12 games this season, starting 8 overall</li> <li>Has made 8-straight starts to cap the year</li> <li>Earned C-USA Honorable Mention in 2018</li> <li>Brother of former Panther QB Alex McGough</li> </ul>
60		<p><b>Dallas CONNELL</b> OL   6-3   283   Jr. Jacksonville, Florida First Coast HS</p>	<ul style="list-style-type: none"> <li>Played in 11 games, starting all 11 while only missing UTSA (11/10)</li> <li>Played in 13 games last year, starting in 12</li> <li>Earned C-USA Honorable Mention in 2018</li> <li>Has earned playing time in 29 games overall at FIU</li> </ul>
66		<p><b>Jordan BUDWIG</b> OL   6-4   311   Gr. Ft. Lauderdale, Florida University School</p>	<ul style="list-style-type: none"> <li>Has started and played in all 12 games this season</li> <li>Earned All-CUSA Second Team honors in 2018</li> <li>Owns 25-straight starts after missing 15 and 16 due to injury</li> <li>Has started in every game he's played at FIU, with 49 overall</li> </ul>
77		<p><b>D'Antne DEMERY</b> OL   6-5   320   So. Brunswick, Georgia Brunswick HS/Hutchinson CC</p>	<ul style="list-style-type: none"> <li>Has played in 10 games, starting in 9 overall</li> <li>Has made starts for FIU in the last 3 games</li> <li>Earned C-USA Honorable Mention in 2018</li> <li>First season at FIU after transferring from Hutchinson CC</li> </ul>







# WHO TO WATCH



DEFENSIVE LINE

<b>90</b>		<p><b>Noah CURTIS</b> DE   6-5   248   So. Delray Beach, Florida American Heritage HS</p>	<ul style="list-style-type: none"> <li>Has played in 12 games, starting in 10 overall</li> <li>Has earned the starting nod in 10-straight games</li> <li>Leads DL in tackles with 45 overall, ranks 4th on team</li> <li>Earned C-USA Honorable Mention in 2018</li> </ul>
<b>96</b>		<p><b>Josh LITTLE</b> DE   6-4   260   R-Jr. Oklahoma City, Oklahoma Trinity Christian/Kansas State</p>	<ul style="list-style-type: none"> <li>Played in 10 games, starting in 4 overall</li> <li>Owens 24 tackles and 1 sack on the year</li> <li>Second season at FIU after transferring from Kansas State Grandfather, John D. Little, played in NFL (Jets, Oilers, Bills)</li> </ul>
<b>94</b>		<p><b>Kevin OLIVER</b> DE   6-4   243   So. Davie, Florida Western HS</p>	<ul style="list-style-type: none"> <li>Played in 12 games, starting in 8 overall</li> <li>Owens 25 tackles on the year</li> <li>His 2 sacks ranks 4th on the team</li> <li>Likes to play guitar and drums</li> </ul>
<b>91</b>		<p><b>Anthony JOHNSON</b> DT   6-3   291   R-Sr. Kingsland, Georgia Camden County HS</p>	<ul style="list-style-type: none"> <li>Played in 12 games, starting in 11 overall</li> <li>Has earned 38 tackles, 5.5 TFLs and 3.5 sacks</li> <li>Earned C-USA Honorable Mention in 2018</li> <li>Known affectionately as "the Gut"</li> </ul>
<b>97</b>		<p><b>Tayland HUMPHREY</b> DT   6-5   350   Jr. Spring, Texas Klein Oak HS/Hutchinson CC</p>	<ul style="list-style-type: none"> <li>Played in 12 games, starting in 8 overall</li> <li>Owens 15 tackles and a sack in 2018</li> <li>Was a 4-star recruit and ranked 30th best player out of TX</li> <li>First season at FIU after transferring from Hutchinson CC</li> </ul>
<b>93</b>		<p><b>Teair TART</b> DT   6-3   290   R-Jr. Philadelphia, Pennsylvania West Philadelphia HS/Ellsworth CC</p>	<ul style="list-style-type: none"> <li>Played in 11 games, starting once against Marshall (11/24)</li> <li>Leads the team in sacks with 4.0 on the year</li> <li>Owens 19 tackles overall, ranks 2nd on team 7.0 TFLs</li> <li>First season at FIU after transferring from Ellsworth CC</li> </ul>

LINEBACKERS

<b>3</b>		<p><b>Sage LEWIS</b> LB   6-1   240   R-Jr. Opa-Locka, Florida Monsignor Pace HS</p>	<ul style="list-style-type: none"> <li>His 126 tackles is tied for the most in C-USA this season</li> <li>Broke FIU's single-season record for tackles (126)</li> <li>Also broke FIU's single-season record for solos (77)</li> <li>Earned C-USA Defensive First Team honors in 2018</li> </ul>
<b>5</b>		<p><b>Edwin FREEMAN</b> LB   6-1   250   Gr. Arlington, Texas Bowie HS/Texas</p>	<ul style="list-style-type: none"> <li>Ranks 2nd on the team with 89 tackles</li> <li>Has earned 2 INTs this season, tied for 2nd on team</li> <li>Originally from Liberia</li> <li>First season at FIU after transferring from Texas</li> </ul>
<b>45</b>		<p><b>Rocky JACQUES-LOUIS</b> LB   6-3   205   Fr. Fort Myers, Florida Dunbar HS</p>	<ul style="list-style-type: none"> <li>Played in all 12 games, starting twice and making 15 tackles</li> <li>Owens 2 TDs off interceptions this season</li> <li>Earned C-USA All-Freshman Team honors in 2018</li> <li>Brother, Shockey Jacques-Louis, plays at Pittsburgh</li> </ul>
<b>59</b>		<p><b>Jamal GATES</b> LB   6-2   225   So. Palm Beach Gardens, Florida Dwyer HS</p>	<ul style="list-style-type: none"> <li>Played in 12 games, starting 3 games overall</li> <li>Has started at linebacker in the last 3 games</li> <li>Earned an INT against UMass (9/15)</li> <li>Chose FIU over Colorado State, Syracuse and USF</li> </ul>



# WHO TO WATCH



DEFENSIVE BACKS

<b>21</b>		<b>Stantley OLIVER-THOMAS</b> DB   6-2   184   Jr. Punta Gorda, Florida Charlotte HS	<ul style="list-style-type: none"> <li>• Played in 12 games, starting in the last 10 games overall</li> <li>• Has earned 36 tackles, 3.0 TFLs, 9 PBU and 1 INT</li> <li>• Earned C-USA Honorable Mention in 2018</li> <li>• Made transition to CB from WR this season</li> </ul>
<b>20</b>		<b>Emmanuel LUBIN</b> DB   6-1   190   Sr. Miami, Florida North Miami Beach HS	<ul style="list-style-type: none"> <li>• Has played and started in all 12 games this season</li> <li>• Owns 31 tackles with 2.5 TFLs</li> <li>• Has played in 44 games at FIU</li> <li>• Brother, EJ Biggers, played in the NFL</li> </ul>
<b>36</b>		<b>Dorian HALL</b> S   6-4   190   R-Fr. Hollywood, Florida South Broward HS	<ul style="list-style-type: none"> <li>• Has played and started all 12 games as a freshman</li> <li>• Ranks 5th on the team with 42 tackles, owns 3 INT</li> <li>• Earned C-USA All-Freshman Team honors in 2018</li> <li>• Picked FIU over Georgia, Florida State and Mississippi State</li> </ul>
<b>10</b>		<b>Olin CUSHION III</b> S   5-8   176   Jr. Miami, Florida Miami Central HS	<ul style="list-style-type: none"> <li>• Played in 12 games, making 10 starts for FIU</li> <li>• Ranked 3rd on the team with 59 tackles</li> <li>• Had 1 INT and 2 PBUs</li> <li>• Earned his 1st career start this year against Indiana (9/1)</li> </ul>
<b>4</b>		<b>Isaiah BROWN</b> DB   6-1   185   Jr. Tampa, Florida Tampa Bay Tech	<ul style="list-style-type: none"> <li>• Played in 12 games, starting in 2 games overall</li> <li>• Has earned 29 tackles this season</li> <li>• Owns 2 INTs and 4 PBUs</li> <li>• Has 4 kick returns for 75 yards</li> </ul>
<b>38</b>		<b>Richard DAMES</b> DB   5-11   185   So. Miami, Florida Booker T. Washington	<ul style="list-style-type: none"> <li>• Played in 12 games, starting in 3</li> <li>• Owns 41 tackles, 4 TFLs and 3 INTs</li> <li>• Earned 2 INTs against Marshall (11/24)</li> <li>• Earned C-USA Honorable Mention in 2018</li> </ul>

SPECIAL TEAMS

<b>30</b>		<b>Jose BORREGALES</b> K   5-10   206   R-So. Miami, Florida Booker T. Washington HS	<ul style="list-style-type: none"> <li>• Went 14-for-18 on field goals in 2018</li> <li>• Broke school record for 54-yarder against MT (10/13)</li> <li>• Earned C-USA Honorable Mention in 2018</li> <li>• Named a Lou Groza Semifinalist in 2018</li> </ul>
<b>39</b>		<b>Sean YOUNG</b> K   6-1   190   R-Jr. Tampa, Florida Admiral Farragut/ASA College	<ul style="list-style-type: none"> <li>• Has 53 kickoffs with 43 touchbacks this season</li> <li>• Owns a 68.3 kickoff average in 2018</li> <li>• Leads the nation in kickoff average</li> <li>• Second year at FIU after transferring from ASA College</li> </ul>
<b>6</b>		<b>Stone WILSON</b> P   6-2   194   So. Nokomis, Florida IMG Academy	<ul style="list-style-type: none"> <li>• His 44.3 average ranks second in the C-USA</li> <li>• His 8,058 ranks 18th all-time in C-USA history</li> <li>• Earned All-CUSA ST Second Team honors in 2018</li> <li>• FIU's all-time leader in punts (199) and yards (8,058)</li> </ul>
<b>1</b>		<b>Maurice ALEXANDER</b> PR   5-11   180   R-Jr. Florida City, Florida Booker T. Washington	<ul style="list-style-type: none"> <li>• Ranks 1st in the C-USA with 13.6 punt return average</li> <li>• 1st FIU player to earn receiving TD and punt TD in same game</li> <li>• Earned All-CUSA ST First Team honors in 2018</li> <li>• Made transition from QB to WR in offseason</li> </ul>



# LAST TIME IT HAPPENED



## RUSHING

### Individual with 25-30 rushing attempts:

FIU: Alex Gardner (27) - Florida Atlantic 10/1/16  
 Opp: Benny Lemay (30) - at Charlotte 11/17/18

### Individual with 31 or more rushing attempts:

FIU: Ben West (34) - Florida A&M 10/1/05  
 Opp: James Conner (31) - Pittsburgh 9/13/14

### Individual rushed for 100-149 yards:

FIU: Napoleon Maxwell (105) - at Charlotte 11/17/18  
 Opp: Brenden Knox (109) - vs Marshall 11/24/18

### Individual rushed for 150-199 yards:

FIU: Kedrick Rhodes (172) - Troy 10/25/11  
 Opp: Benny Lemay (159) - at Charlotte 11/17/18

### Individual rushed for 200+ Yards:

FIU: Ben West (214) - Florida A&M 10/1/05  
 Opp: Bennie Cunningham (230) - Middle Tennessee 10/13/12

### Individual with 100 rush and receiving yards:

FIU: Kedrick Rhodes (130 rush/115 rec.) - at Duke 9/1/12  
 Opp: Never N/A

### Two rushers with 100 yards in a game:

FIU: Shawndarrius Phillips (124) & Napoleon Maxwell (108) - UMass 9/15/17  
 Opp: Devin Singletary (184) & Kerrith Whyte (165) - vs Florida Atlantic 11/3/18

### Three rushers with 100 yards in a game:

FIU: Darriet Perry (186), T.Y. Hilton (158), Darian Mallary (118) - at Troy 11/13/10  
 Opp: Never N/A

### Team with 40 rushing attempts:

FIU: 41 - at UTSA 11/10/18  
 Opp: 57 - at Charlotte 11/17/18

### Team with fewer than 25 rushing attempts:

FIU: 23 - at Charlotte 11/17/18  
 Opp: 24 - UMass 12/2/17

### Team rushed for 300+ Yards:

FIU: 348 - UMass 9/15/18  
 Opp: 448 - vs Florida Atlantic 11/3/18

### Team held between 51-100 yards rushing:

FIU: 94 - vs Middle Tennessee 10/13/18  
 Opp: 78 - Alcorn State 9/8/17

### Team held under 50 yards rushing:

FIU: 39 - at Charlotte 10/15/16  
 Opp: 38 - N.C. Central 9/19/15

### Individual scored on 50+ yard run:

FIU: Napoleon Maxwell (52) - at Charlotte 11/17/18  
 Opp: Devin Singletary (70) - at Florida Atlantic 11/18/17

## PASSING

### Individual with 40 pass attempts:

FIU: Alex McGough (50) - Old Dominion 11/11/17  
 Opp: Andrew Ford (49) - UMass 12/2/17

### Individual with 50 pass attempts:

FIU: Alex McGough (50) - Old Dominion 11/11/17  
 Opp: Chase Litton (52) - at Marshall 10/28/17

### Individual with 60 pass attempts:

FIU: Never N/A  
 Opp: Ben Dougherty (60) - vs. Florida A&M 11/27/04

### Individual completed 25 passes:

FIU: James Morgan (27) - vs Middle Tennessee 10/13/18  
 Opp: John Urzua (25) - at Middle Tennessee 10/7/17

### Individual completed 30 passes:

FIU: Alex McGough (35) - Old Dominion 11/11/17  
 Opp: Andrew Ford (34) - UMass 12/2/17

### Individual passed for 300-399 yards:

FIU: James Morgan (311) - vs Middle Tennessee 10/13/18  
 Opp: Andrew Ford (392) - UMass 12/2/17

### Individual passed for 400+ yards:

FIU: Paul McCall (400) - at Florida Atlantic (OT) 11/29/08  
 Opp: Graham Wilbert (403) - at Florida Atlantic 11/16/12

### Individual threw three (3) touchdowns:

FIU: James Morgan (3) - at UTSA 11/10/18  
 Opp: N'Kosi Perry (3) - at Miami 9/22/18

### Individual threw four (4) touchdowns:

FIU: James Morgan (4) - UAPB 9/29/18  
 Opp: Andrew Ford (4) - UMass 12/2/17

### Individual threw five (5) touchdowns:

FIU: Never N/A  
 Opp: Dalton Williams (5) - Akron 9/8/12

### Team with less than 10 pass attempts:

FIU: 9 - at Louisville 9/21/13  
 Opp: 7 - at UTEP 11/16/13

### Team with less than five (5) pass completions:

FIU: 4 - at Louisville 9/21/13  
 Opp: 3 - at UTEP 11/16/13

### Team had less than 50 yards passing:

FIU: 27 - at Louisville 9/21/13  
 Opp: 36 - Tulane 10/14/17

### Individual threw for a 60-69-yard touchdown:

FIU: Alex McGough to Dennis Turner (64) - N.C. Central 9/19/15  
 Opp: Driphus Jackson to James Mayden (69) - Rice 11/1/14

### Individual threw for a 70-yard+ touchdown:

FIU: James Morgan to Maurice Alexander (76) - UAPB 9/29/18  
 Opp: Jason Driskel to Kalib Woods (79) - at Florida Atlantic 11/18/17

## RECEIVING

### Individual caught 10 passes:

FIU: Thomas Owens (11) - Old Dominion 11/11/17  
 Opp: Deon-Tay McManus (10) - Marshall 11/19/16

### Individual had 100 yards receiving:

FIU: Austin Maloney (107) - at Charlotte 11/17/18  
 Opp: Victor Tucker (115) - at Charlotte 11/17/18

### Two individuals with 100 yards receiving in a game:

FIU: Glenn Coleman (115) and Willis Wright (109) - Middle Tenn. 10/13/12  
 Opp: Richie James (127) and Ty Lee (100) - Middle Tennessee 10/29/15

## TOTAL OFFENSE

### Team gained 500 total yards:

FIU: 536 - UMass (329 rush, 207 pass) 9/15/18  
 Opp: 534 - at Charlotte (287 rush, 253 pass) 11/17/18

### Team gained 600 total yards:

FIU: 613 - UAPB (220 rush, 393 pass) 9/29/18  
 Opp: 615 - at Kansas (224 rush, 391 pass) 9/22/07

### Team gained between 100-200 total yards:

FIU: 189 - WKU (80 rush, 109 pass) 9/24/16  
 Opp: 172 - Rutgers (76 rush, 96 pass) 9/11/10

### Team gained less than 100 total yards:

FIU: 27 - at Louisville 9/21/13  
 Opp: Never N/A

## FIRST DOWNS

### Team had 25 first downs:

FIU: 25 - vs Marshall 11/24/18  
 Opp: 28 - at Charlotte 11/17/18

### Team had less than 10 first downs:

FIU: 7 - at Miami 9/22/18  
 Opp: 9 - Wagner 9/16/14

# LAST TIME IT HAPPENED



## PUNTING

### Team punted at least 10 times:

FIU:	10 - at UAB	9/27/14
Opp:	10 - N.C. Central	9/19/15

### Team did not punt:

FIU:	Never (1, several, last vs. Tulane)	10/14/17
Opp:	vs Florida Atlantic	11/3/18

### Individual recorded a +50-yard punt:

FIU:	Stone Wilson (51) - at UTSA	11/10/18
Opp:	Robert Lefevre (53) - vs Marshall	11/24/18

### Individual recorded a +60-yard punt:

FIU:	Stone Wilson (63) - vs Florida Atlantic	11/3/18
Opp:	Jack Fox (66) - vs Rice	10/20/18

### Individual recorded a +70-yard punt:

FIU:	Stone Wilson (71) - at Florida Atlantic	11/18/17
Opp:	Mike Ruggles (73) - at UTEP	11/16/13

### Individual blocked a punt:

FIU:	Kenyatta Anderson - Charlotte	11/7/15
Opp:	Mar Drayton - vs Marshall	11/24/18

## TURNOVERS

### Individual threw three (3) interceptions:

FIU:	Alex McGough (3) - Indiana	9/1/16
Opp:	Peyton Ramsey (3) - Indiana	9/1/12

### Individual with two (2) interceptions:

FIU:	Brad Muhammad - at Marshall	10/28/17
Opp:	Wiley Green - vs Rice	10/20/18

### Team had four (4) turnovers:

FIU:	4 (1 INTs/3 fumbles) - at UCF	8/31/17
Opp:	4 (4 INTs/0 fumbles) - at UTSA	11/10/18

### Team had five (5) turnovers:

FIU:	5 (2 INTs/3 fumbles) - at UTSA	10/11/14
Opp:	5 (3 INTs/2 fumbles) - Middle Tennessee	11/15/14

### Team had six (6) turnovers:

FIU:	7 (5 INTs/2 fumbles) - at Arkansas	10/27/07
Opp:	6 (4 INTs/2 fumbles) - at UAB	9/27/14

### Team lost three (3) fumbles:

FIU:	3 - at UCF	8/31/17
Opp:	3 - Western Kentucky	11/24/14

### Team lost six (6) fumbles:

FIU:	6 - North Texas	10/15/05
Opp:	Never (High of 4 - twice - last Wagner)	9/6/14

### Team recovered an onside kick:

FIU:	1 - at WKU	10/27/18
Opp:	1 - N.C. Central	9/19/15

## PENALTIES

### Team was penalized 10 times:

FIU:	11 - Tulane	10/14/17
Opp:	10 - at UCF	8/31/17

### Team was not penalized:

FIU:	Never (Record low 2 - at Troy)	10/18/03
Opp:	vs Rice	10/20/18

## SCORING

### Individual scored three touchdowns:

FIU:	James Morgan (3, all passing) - at UTSA	11/10/18
Opp:	Devin Singletary (3, all rushing) - vs Florida Atlantic	11/3/18

### Individual scored four touchdowns:

FIU:	James Morgan (4) - UAPB	9/29/18
Opp:	Anthony Wales (4) - at WKU	11/5/16

### Individual caught two touchdown passes:

FIU:	Anthony Jones (2) - at Charlotte	11/17/18
Opp:	Tyre Brady (2) - vs Marshall	12/24/18

### Individual caught three touchdown passes:

FIU:	Bryce Singleton (3) - UMass	12/2/17
Opp:	Austin Duke (3) - Charlotte	11/7/15

### Individual rushed for three touchdowns:

FIU:	Darriet Perry (3) - at Louisiana	11/20/10
Opp:	Devin Singletary (3) - vs Florida Atlantic	11/3/18

### Individual kicked three field goals:

FIU:	Jose Borregales - vs Middle Tennessee	10/13/18
Opp:	Nice Rice - Old Dominion	11/11/17

### Individual kicked four or more field goals:

FIU:	Dustin Rivest (5) - Arkansas State	11/08/08
Opp:	Kyle Fischer (5) - Louisiana Tech	10/26/13

### Individual kicked a 50-yard field goal:

FIU:	Jose Borregales (53) - vs Middle Tennessee	10/13/18
Opp:	Greg Joseph (50) - Florida Atlantic	10/1/16

### Individual returned a kickoff for a touchdown:

FIU:	Richard Leonard (100 yards) - at Florida Atlantic	11/16/12
Opp:	Carlos Henderson (92 yards) - LA Tech	10/22/16

### Individual returned a punt for a touchdown:

FIU:	Maurice Alexander (69 yards) - vs UMass	9/15/18
Opp:	Deandre Reaves (69 yards) - at Marshall	11/14/15

### Individual returned an interception for a touchdown:

FIU:	Rocky Jacques-Louis (32 yards) - vs UTSA	11/10/18
Opp:	J. Crawford (33 yards) - Indiana	9/1/18

### Individual returned a fumble for a touchdown:

FIU:	Sage Lewis (61 yards) - at Charlotte	11/17/18
Opp:	Andrew Power (29 yards) - North Texas	9/1/11

### Individual recovered a fumble in end zone for a TD:

FIU:	Chance Attaway - at Middle Tennessee	9/29/07
Opp:	Ryan Downing - North Texas	9/1/11

### Individual returned/recovered a blocked punt for a TD:

FIU:	Kenyatta Anderson (23 yards) - Charlotte	11/7/15
Opp:	Mar Drayton (0 yards) - vs Marshall	11/24/18

### Individual returned/recovered a blocked FG for a TD:

FIU:	Never	
Opp:	Ross Cockrell (75 yards) - Duke	9/1/12

### Individual returned a blocked PAT for a touchdown:

FIU:	Zach Davis - vs. Florida A&M	11/27/04
Opp:	Never	

### Team scored a two-point conversion:

FIU:	vs Marshall (M. Alexander pass to C. Alexander)	11/24/18
Opp:	UCF (Jordan Franks pass from Nick Patti)	9/24/16

### Team scored a safety:

FIU:	Old Dominion	11/11/17
Opp:	at UCF	8/31/17

### Team recorded a shutout:

FIU:	Butler (42-0)	9/14/02
Opp:	at Marshall (52-0)	11/14/15

### Team scored 28 points in a quarter:

FIU:	28 (2nd) - UMass	9/15/18
Opp:	28 (4th) - vs Florida Atlantic	11/3/18

### Team scored 40 points in a half:

FIU:	42 (1st) - vs UMass	9/15/18
Opp:	40 (1st) - at Maryland	8/31/13



# RESULTS



Date	Opponent		Score	Overall	Conference	Time	Attend
Sep 01, 2018	IND	L	28-38	0-1	0-0	3:20	17082
* Sep 08, 2018	at Old Dominion	W	28-20	1-1	1-0	5:01	19243
Sep 15, 2018	UMASS	W	63-24	2-1	1-0	3:05	14695
Sep 22, 2018	at #21 Miami (FL)	L	17-31	2-2	1-0	3:21	59814
Sep 29, 2018	UAPB	W	55-9	3-2	1-0	2:58	14937
* Oct 13, 2018	MIDDLE TENNESSEE	W	24-21	4-2	2-0	3:05	16002
* Oct 20, 2018	RICE	W	36-17	5-2	3-0	2:42	13741
* Oct 27, 2018	at WKU	W	38-17	6-2	4-0	3:04	15138
* Nov 03, 2018	FAU	L	14-49	6-3	4-1	2:52	18478
* Nov 09, 2018	at UTSA	W	45-7	7-3	5-1	2:57	16874
* Nov 17, 2018	at Charlotte	W	42-35	8-3	6-1	3:08	13371
* Nov 24, 2018	MARSHALL	L	25-28	8-4	6-2	3:00	14862

# COMBINED STATS



Date	Opponent		Score	Att.
Sep 01, 2018	IND	L	28-38	17082
* Sep 08, 2018	at Old Dominion	W	28-20	19243
Sep 15, 2018	UMASS	W	63-24	14695
Sep 22, 2018	at #21 Miami (FL)	L	17-31	59814
Sep 29, 2018	UAPB	W	55-9	14937
* Oct 13, 2018	MIDDLE TENNESSEE	W	24-21	16002
* Oct 20, 2018	RICE	W	36-17	13741
* Oct 27, 2018	at WKU	W	38-17	15138
* Nov 03, 2018	FAU	L	14-49	18478
* Nov 09, 2018	at UTSA	W	45-7	16874
* Nov 17, 2018	at Charlotte	W	42-35	13371
* Nov 24, 2018	MARSHALL	L	25-28	14862

Record:	Overall	Home	Away	Neutral
All games	8-4	4-3	4-1	0-0
Conference	6-2	2-2	4-0	0-0
Non-Conference	2-2	2-1	0-1	0-0

Team Statistics	FIU	OPP
FIRST DOWNS	247	271
Rushing	96	139
Passing	130	104
Penalty	21	28
RUSHING YARDAGE	2034	2375
Rushing Attempts	434	487
Average Per Rush	4.7	4.9
Average Per Game	169.5	197.9
TDs Rushing	23	19
PASSING YARDAGE	2971	2259
Comp-Att-Int	233-356-8	203-335-17
Average Per Pass	8.3	6.7
Average Per Catch	12.8	11.1
Average Per Game	247.6	188.2
TDs Passing	26	16
TOTAL OFFENSE	5005	4634
Average Per Play	6.3	5.6
Average Per Game	417.1	386.2
KICK RETURNS: #-Yards	26-467	21-404
PUNT RETURNS: #-Yards	14-219	14-150
INT RETURNS: #-Yards	17-197	8-76
FUMBLES-LOST	13-4	11-4
PENALTIES-Yards	58-543	55-517
PUNTS-AVG	40-43.2	45-40.5
TIME OF POSSESSION/Game	30:31	29:29
3RD-DOWN Conversions	72/159	64/153
4TH-DOWN Conversions	14/21	13/21

Rushing	gp-gs	att	gain	loss	net	avg	td	lg	avg/g
MAXWELL, N.	12-4	121	685	12	673	5.6	7	52	56.1
PRICE, D'Vonte	12-2	84	531	10	521	6.2	5	70	43.4
PHILLIPS, S.	11-5	94	413	20	393	4.2	4	42	35.7
JONES, Anthony	5-3	52	251	5	246	4.7	3	38	49.2
ALEXANDER, M.	12-9	14	113	10	103	7.4	1	51	8.6
ALEXANDER, C.	9-0	14	102	4	98	7.0	2	31	10.9
PETERSON JR., S	2-0	11	41	0	41	3.7	0	7	20.5
WILSON, Stone	12-0	3	27	9	18	6.0	0	20	1.5
ATKINS, Jordan	1-0	2	3	0	3	1.5	0	2	3.0
Total	12	434	2212	178	2034	4.7	23	70	169.5
Opponents	12	487	2612	237	2375	4.9	19	37	197.9

Passing	gp-gs	effic	comp-att-int	pct	yds	td	lg	avg/g
MORGAN, James	12-12	157.63	213-326-7	65.3	2727	26	76	227.2
ALEXANDER, C.	9-0	121.77	19-29-1	65.5	218	0	49	24.2
ALEXANDER, M.	12-9	318.40	1-1-0	100.0	26	0	26	2.2
Total	12	155.16	233-356-8	65.4	2971	26	76	247.6
Opponents	12	122.85	203-335-17	60.6	2259	16	83	188.2

Receiving	gp-gs	no.	yds	avg	td	lg	avg/g
WORTON, C.	12-6	36	620	17.2	6	58	51.7
ALEXANDER, M.	12-9	35	444	12.7	5	76	37.0
MALONEY, Austin	12-10	28	582	20.8	5	54	48.5
SINGLETON, B.	9-1	28	336	12.0	2	49	37.3
PALMER, S.	12-10	23	215	9.3	1	23	17.9
GAITER IV, Tony	12-5	20	175	8.8	2	35	14.6
PRICE, D'Vonte	12-2	15	116	7.7	0	34	9.7
JONES, Anthony	5-3	10	37	3.7	2	7	7.4
SCOTT, Darrius	10-1	9	86	9.6	0	26	8.6
THORNTON, S.	10-1	7	134	19.1	2	29	13.4
THOMAS, Ivan	11-2	7	44	6.3	0	9	4.0
MAXWELL, N.	12-4	7	28	4.0	0	10	2.3
PHILLIPS, S.	11-5	4	60	15.0	0	35	5.5
GASKIN, C.	5-0	3	82	27.3	1	75	16.4
OLSEN, Collin	12-0	1	12	12.0	0	12	1.0
Total	12	233	2971	12.8	26	76	247.6
Opponents	12	203	2259	11.1	16	83	188.2

Field Goals	fg	pct.	01-19	20-29	30-39	40-49	50-99	lg	blk
BORREGALES, J.	14-18	77.8	0-0	6-7	3-5	4-5	1-1	53	1

Scoring	td	fg	PAT				dxp	saf	pts
			kick	rush	rcv	pass			
BORREGALES, J.	-	14-18	49-50	-	-	-	-	-	91
MAXWELL, N.	7	-	-	-	-	-	-	-	42
ALEXANDER, M.	7	-	-	-	-	2-2	-	-	42
WORTON, C.	6	-	-	-	-	-	-	-	36
JONES, Anthony	5	-	-	-	-	-	-	-	30
MALONEY, Austin	5	-	-	-	-	-	-	-	30
PRICE, D'Vonte	5	-	-	-	-	-	-	-	30
PHILLIPS, S.	4	-	-	-	-	-	-	-	24
GAITER IV, Tony	2	-	-	-	2	-	-	-	16
ALEXANDER, C.	2	-	-	-	1	-	-	-	14
JACQUES-LOUIS,R	2	-	-	-	-	-	-	-	12
SINGLETON, B.	2	-	-	-	-	-	-	-	12
THORNTON, S.	2	-	-	-	-	-	-	-	12
GASKIN, C.	1	-	-	-	-	-	-	-	6
LEWIS, Sage	1	-	-	-	-	-	-	-	6
Total	53	14-18	49-50	-	3	3-3	-	-	415
Opponents	38	10-17	36-36	-	1	1-2	-	-	296

Score by Quarters	1st	2nd	3rd	4th	OT	Total
FIU	61	144	97	113	0	415
Opponents	73	81	66	76	0	296

Interceptions	no.	yds	avg	td	lg
HALL, Dorian	3	14	4.7	0	14
DAMES, Richard	3	11	3.7	0	11
DAMES, Rishard	2	41	20.5	0	41
BROWN, Isaiah	2	13	6.5	0	8
FREEMAN, Edwin	2	7	3.5	0	4
JACQUES-LOUIS,R	2	91	45.5	2	59
THOMAS-OLIVER	1	0	0.0	0	0
GATES, Jamal	1	0	0.0	0	0
CUSHION III, O.	1	20	20.0	0	20

Punting	no.	yds	avg	lg	tb	fc	i20	50+	blk
WILSON, Stone	39	1726	44.3	63	3	20	13	11	1
TEAM	1	0	0.0	0	0	0	0	0	0

Punt Returns	no.	yds	avg	td	lg
ALEXANDER, M.	14	219	15.6	1	69
Total	14	219	15.6	1	69
Opponents	14	150	10.7	1	36

Kick Returns	no.	yds	avg	td	lg
MALONEY, Austin	8	149	18.6	0	30
BROWN, Isaiah	4	75	18.8	0	27
PHILON, DARIUS	3	54	18.0	0	22
SINGLETON, B.	3	41	13.7	0	25
MAXWELL, N.	3	49	16.3	0	39
PRICE, D'Vonte	3	67	22.3	0	30
MUNROE, Shamar	1	16	16.0	0	16
ALEXANDER, M.	1	16	16.0	0	16
Total	26	467	18.0	0	39
Opponents	21	404	19.2	0	51

All Purpose	g	rush	rcv	pr	kr	ir	total	avg/g
ALEXANDER, M.	12	103	444	219	16	0	782	65.2
MAXWELL, N.	12	673	28	0	49	0	750	62.5
MALONEY, Austi	12	0	582	0	149	0	731	60.9
PRICE, D'Vonte	12	521	116	0	67	0	704	58.7
WORTON, C.	12	0	620	0	0	0	620	51.7
Total	12	2034	2971	219	467	197	5888	490.7
Opponents	12	2375	2259	150	404	76	5264	438.7

Total Offense	g	plays	rush	pass	total	avg/g
MORGAN, James	12	354	-35	2727	2692	224.3
MAXWELL, N.	12	121	673	0	673	56.1
PRICE, D'Vonte	12	84	521	0	521	43.4





<b>Team Statistics</b>	<b>FIU</b>	<b>OPP</b>
SCORING	415	296
Points Per Game	34.6	24.7
Points Off Turnovers	64	38
FIRST DOWNS	247	271
Rushing	96	139
Passing	130	104
Penalty	21	28
RUSHING YARDAGE	2050	2375
Yards gained rushing	2212	2612
Yards lost rushing	162	237
Rushing Attempts	433	487
Average Per Rush	4.7	4.9
Average Per Game	170.8	197.9
TDs Rushing	23	19
PASSING YARDAGE	2971	2259
Comp-Att-Int	233-356-8	203-335-17
Average Per Pass	8.3	6.7
Average Per Catch	12.8	11.1
Average Per Game	247.6	188.2
TDs Passing	26	16
TOTAL OFFENSE	5021	4634
Total Plays	789	822
Average Per Play	6.4	5.6
Average Per Game	418.4	386.2
KICK RETURNS: #-Yards	26-467	21-404
PUNT RETURNS: #-Yards	14-219	14-150
INT RETURNS: #-Yards	17-197	8-76
KICK RETURN AVERAGE	18.0	19.2
PUNT RETURN AVERAGE	15.6	10.7
INT RETURN AVERAGE	11.6	9.5
FUMBLES-LOST	13-4	11-4
PENALTIES-Yards	58-559	55-517
Average Per Game	46.6	43.1
PUNTS-Yards	40-1726	45-1823
Average Per Punt	43.2	40.5
Net punt average	37.9	34.3
KICKOFFS-Yards	73-4798	57-3375
Average Per Kick	65.7	59.2
Net kick average	43.4	40.1
TIME OF POSSESSION/Game	30:31	29:29
3RD-DOWN Conversions	72/158	64/153
3rd-Down Pct	46%	42%
4TH-DOWN Conversions	14/21	13/21
4th-Down Pct	67%	62%
SACKS BY-Yards	21-114	8-54
MISC YARDS	0	0
TOUCHDOWNS SCORED	53	38
FIELD GOALS-ATTEMPTS	14-18	10-17
ON-SIDE KICKS	2-4	1-2
RED-ZONE SCORES	(37-46) 80%	(37-48) 77%
RED-ZONE TOUCHDOWNS	(29-46) 63%	(28-48) 58%
PAT-ATTEMPTS	(49-50) 98%	(36-36) 100%
ATTENDANCE	109797	124440
Games/Avg Per Game	7/15685	5/24888
Neutral Site Games		0/0

<b>Score by Quarters</b>	<b>1st</b>	<b>2nd</b>	<b>3rd</b>	<b>4th</b>	<b>OT</b>	<b>Total</b>
FIU	61	144	97	113	0	415
Opponents	73	81	66	76	0	296

# GAME-BY-GAME



## TEAM STATISTICS

Date	Opponent	Rushing				Receiving				Passing				Kick Returns				Punt Returns				tot off	
		no.	yds	td	lg	no.	yds	td	lg	cmp	att	int	yds	td	lg	no.	yds	td	lg	no.	yds		td
Sep 01	IND	39	170	3	36	17	157	1	35	17-28-1	157	1	35	3	53	0	27	0	0	0	0	0	327
Sep 08	at Old Dominion	51	189	1	33	19	300	3	49	19-31-1	300	3	49	3	44	0	17	0	0	0	0	0	489
Sep 15	UMASS	53	329	5	31	16	207	2	38	16-23-1	207	2	38	2	50	0	30	5	136	1	69	536	
Sep 22	at Miami (FL)	24	17	0	10	13	170	2	44	13-28-1	170	2	44	1	21	0	21	0	0	0	0	0	187
Sep 29	UAPB	29	220	3	70	13	393	4	76	13-19-0	393	4	76	2	33	0	22	2	29	0	17	613	
Oct 13	MIDDLE TENNESSEE	28	64	0	10	27	311	2	58	27-36-0	311	2	58	3	62	0	39	0	0	0	0	0	375
Oct 20	RICE	38	217	2	51	20	229	2	33	20-29-0	229	2	33	1	12	0	12	1	18	0	18	446	
Oct 27	at WKU	38	197	2	58	19	171	3	52	19-28-0	171	3	52	3	72	0	30	0	0	0	0	0	368
Nov 03	FAU	33	96	0	14	19	234	2	34	19-34-2	234	2	34	5	79	0	20	0	0	0	0	0	330
Nov 09	at UTSA	41	149	2	42	20	304	3	45	20-30-0	304	3	45	0	0	0	0	1	2	0	2	453	
Nov 17	at Charlotte	23	196	2	52	25	294	2	54	25-32-0	294	2	54	2	16	0	16	3	34	0	25	490	
Nov 24	MARSHALL	37	190	3	37	25	201	0	38	25-38-2	201	0	38	1	25	0	25	2	0	0	15	391	
FIU		434	2034	23	70	233	2971	26	76	233-356-8	2971	26	76	26	467	0	39	14	219	1	69	5005	
		487	2375	19	37	203	2259	16	83	203-335-17	2259	16	83	21	404	0	51	14	150	1	36	4634	

Games: 12 • Avg/rush: 4.7 • Avg/catch: 12.8 • Pass effic: 155.16 • KR avg: 18.0 • PR avg: 15.6 • All purpose avg/game: 490.7 • Total offense avg/gm: 417.1

Date	Opponent	Tackles				Sacks		Fumble		Pass Defense			blkd	PAT Attempts			off		
		ua	a	total	tfl-yds	no-yds	ff	fr-yds	int-yds	qbh	brup	kick	kick	rush	rcv	saf	t/o	pts	
Sep 01	IND	67	17	84	3.0-13	1.0-9	0	0-0	1-14	1	2	0	4-4	0	0	0	7	28	
Sep 08	at Old Dominion	43	17	60	6.0-15	2.0-7	0	0-0	0-0	3	4	0	4-4	0	0	0	0	28	
Sep 15	UMASS	50	23	73	5.0-28	3.0-25	0	1-0	2-59	0	5	0	9-9	0	0	0	14	63	
Sep 22	at Miami (FL)	44	42	86	4.0-21	2.0-15	1	1-0	1-5	0	3	0	2-2	0	0	0	3	17	
Sep 29	UAPB	51	25	76	6.0-15	1.0-6	2	1-0	1-11	2	1	0	7-7	0	0	0	10	55	
Oct 13	MIDDLE TENNESSEE	56	19	75	7.0-31	2.0-5	0	0-0	1-20	0	2	0	1-1	0	1	0	0	24	
Oct 20	RICE	38	10	48	4.0-10	2.0-8	0	0-0	3-12	0	2	0	3-4	0	0	0	9	36	
Oct 27	at WKU	43	28	71	6.0-25	2.0-19	1	0-0	1-0	1	8	0	5-5	0	0	0	0	38	
Nov 03	FAU	41	36	77	6.0-8	0.0-0	1	0-0	0-0	1	1	0	2-2	0	0	0	0	14	
Nov 09	at UTSA	35	20	55	6.0-19	3.0-11	0	0-0	4-76	1	5	0	6-6	0	0	0	14	45	
Nov 17	at Charlotte	48	32	80	7.0-24	3.0-16	1	1-61	1-0	3	2	0	4-4	0	1	0	7	42	
Nov 24	MARSHALL	25	48	73	3.0-5	0.0-0	1	0-0	2-0	2	3	0	2-2	0	1	0	0	25	
FIU		541	317	858	63.0-214	22.5-121	7	4-61	17-197	14	38	0	49-50	0	3	0	64	415	
		501	328	829	47.0-146	9.0-70	6	4-0	8-76	27	44	2	36-36	0	1	0	38	296	

Date	Opponent	Punting										Field Goals			Kickoffs				
		no.	yds	avg	long	blkd	tb	fc	50+	i20	md-att	long	blkd	no.	yds	avg	tb	ob	
Sep 01	IND	3	132	44.0	50	0	0	2	1	0	0-0	0	0	4	291	72.8	3	0	
Sep 08	at Old Dominion	6	261	43.5	51	0	0	2	1	2	0-1	0	0	4	258	64.5	3	0	
Sep 15	UMASS	1	47	47.0	47	0	1	0	0	0	0-0	0	0	10	603	60.3	2	1	
Sep 22	at Miami (FL)	9	423	47.0	58	0	2	4	4	1	1-1	28	0	2	130	65.0	1	0	
Sep 29	UAPB	2	86	43.0	47	0	0	2	0	1	2-2	40	0	10	716	71.6	8	0	
Oct 13	MIDDLE TENNESSEE	1	54	54.0	54	0	0	0	1	0	3-3	53	0	5	353	70.6	5	0	
Oct 20	RICE	2	97	48.5	51	0	0	1	1	1	3-3	47	0	8	571	71.4	8	0	
Oct 27	at WKU	2	102	51.0	53	0	0	1	1	0	1-1	35	0	7	455	65.0	4	0	
Nov 03	FAU	3	145	48.3	63	0	0	2	1	2	0-0	0	0	3	195	65.0	3	0	
Nov 09	at UTSA	4	172	43.0	51	0	0	2	1	2	1-2	23	0	7	463	66.1	5	0	
Nov 17	at Charlotte	4	137	34.2	47	0	0	3	0	4	2-2	28	0	8	496	62.0	6	0	
Nov 24	MARSHALL	3	70	23.3	41	1	0	1	0	0	1-3	22	1	5	267	53.4	1	1	
FIU		40	1726	43.2	63	1	3	20	11	13	14-18	53	1	73	4798	65.7	49	2	
		45	1823	40.5	80	0	3	13	9	12	10-17	47	0	57	3375	59.2	25	1	



# INDIVIDUAL



Rushing	gp-gs	att	gain	loss	net	avg	td	lg	avg/g
MAXWELL, N.	12-4	121	685	12	673	5.6	7	52	56.1
PRICE, D'Vonte	12-2	84	531	10	521	6.2	5	70	43.4
PHILLIPS, S.	11-5	94	413	20	393	4.2	4	42	35.7
JONES, Anthony	5-3	52	251	5	246	4.7	3	38	49.2
ALEXANDER, M.	12-9	14	113	10	103	7.4	1	51	8.6
ALEXANDER, C.	9-0	14	102	4	98	7.0	2	31	10.9
PETERSON JR., S	2-0	11	41	0	41	3.7	0	7	20.5
WILSON, Stone	12-0	3	27	9	18	6.0	0	20	1.5
ATKINS, Jordan	1-0	2	3	0	3	1.5	0	2	3.0
TEAM	8-0	11	0	27	-27	-2.5	0	0	-3.4
MORGAN, James	12-12	28	46	81	-35	-1.2	1	11	-2.9
Total	12	434	2212	178	2034	4.7	23	70	169.5
Opponents	12	487	2612	237	2375	4.9	19	37	197.9

Passing	gp-gs	effic	comp-att-int	pct	yds	td	lg	avg/g
MORGAN, James	12-12	157.63	213-326-7	65.3	2727	26	76	227.2
ALEXANDER, C.	9-0	121.77	19-29-1	65.5	218	0	49	24.2
ALEXANDER, M.	12-9	318.40	1-1-0	100.0	26	0	26	2.2
Total	12	155.16	233-356-8	65.4	2971	26	76	247.6
Opponents	12	122.85	203-335-17	60.6	2259	16	83	188.2

Receiving	gp-gs	no.	yds	avg	td	lg	avg/g
WORTON, C.	12-6	36	620	17.2	6	58	51.7
ALEXANDER, M.	12-9	35	444	12.7	5	76	37.0
MALONEY, Austin	12-10	28	582	20.8	5	54	48.5
SINGLETON, B.	9-1	28	336	12.0	2	49	37.3
PALMER, S.	12-10	23	215	9.3	1	23	17.9
GAITER IV, Tony	12-5	20	175	8.8	2	35	14.6
PRICE, D'Vonte	12-2	15	116	7.7	0	34	9.7
JONES, Anthony	5-3	10	37	3.7	2	7	7.4
SCOTT, Darrius	10-1	9	86	9.6	0	26	8.6
THORNTON, S.	10-1	7	134	19.1	2	29	13.4
THOMAS, Ivan	11-2	7	44	6.3	0	9	4.0
MAXWELL, N.	12-4	7	28	4.0	0	10	2.3
PHILLIPS, S.	11-5	4	60	15.0	0	35	5.5
GASKIN, C.	5-0	3	82	27.3	1	75	16.4
OLSEN, Collin	12-0	1	12	12.0	0	12	1.0
Total	12	233	2971	12.8	26	76	247.6
Opponents	12	203	2259	11.1	16	83	188.2

Punt Returns	no.	yds	avg	td	lg
ALEXANDER, M.	14	219	15.6	1	69
Total	14	219	15.6	1	69
Opponents	14	150	10.7	1	36

Interceptions	no.	yds	avg	td	lg
HALL, Dorian	3	14	4.7	0	14
DAMES, Richard	3	11	3.7	0	11
FREEMAN, Edwin	2	7	3.5	0	4
DAMES, Rishard	2	41	20.5	0	41
JACQUES-LOUIS,R	2	91	45.5	2	59
BROWN, Isaiah	2	13	6.5	0	8
THOMAS-OLIVER	1	0	0.0	0	0
GATES, Jamal	1	0	0.0	0	0
CUSHION III, O.	1	20	20.0	0	20
Total	17	197	11.6	2	59
Opponents	8	76	9.5	2	33

Kick Returns	no.	yds	avg	td	lg
MALONEY, Austin	8	149	18.6	0	30
BROWN, Isaiah	4	75	18.8	0	27
PHILON, DARIUS	3	54	18.0	0	22
PRICE, D'Vonte	3	67	22.3	0	30
SINGLETON, B.	3	41	13.7	0	25
MAXWELL, N.	3	49	16.3	0	39
MUNROE, Shamar	1	16	16.0	0	16
ALEXANDER, M.	1	16	16.0	0	16
Total	26	467	18.0	0	39
Opponents	21	404	19.2	0	51

Fumble Returns	no.	yds	avg	td	lg
LEWIS, Sage	1	61	61.0	1	61
Total	1	61	61.0	1	61
Opponents	0	0	0.0	0	0

# DEFENSIVE



#	Defensive Leaders	gp-gs	Tackles				tfl/yds	Sacks no-yds	Pass defense			Fumbles		blkd	
			ua	a	tot				int-yds	brup	qbh	rcv-yds	ff	kick	saf
3	LEWIS, Sage	12-12	76	50	126	3.5-6	1.0-3	.	9	1	1-61	.	.	.	
5	FREEMAN, Edwin	12-11	57	32	89	7.5-12	1.0-1	2-7	1	1	.	1	.	.	
10	CUSHION III, O.	12-10	38	21	59	.	.	1-20	2	.	.	.	.	.	
90	CURTIS, Noah	12-10	20	25	45	2.5-11	1.5-7	.	.	1	.	1	.	.	
36	HALL, Dorian	12-12	25	17	42	2.0-3	.	3-14	1	.	.	1	.	.	
38	DAMES, Richard	12-3	27	14	41	4.0-11	.	3-11	4	1	.	.	.	.	
91	JOHNSON, A.	12-11	22	15	37	5.5-29	3.5-24	.	2	6	.	.	.	.	
21	THOMAS-OLIVER	12-10	25	11	36	3.0-6	.	1-0	9	.	.	.	.	.	
59	GATES, Jamal	12-3	19	14	33	1.0-1	.	1-0	.	2	.	1	.	.	
20	LUBIN, Emmanuel	12-12	25	6	31	2.5-19	1.0-0	.	4	.	.	.	.	.	
92	MERCIER, Jason	12-0	11	19	30	0.5-1	.	.	.	.	1-0	.	.	.	
31	JOHNSON, Tyree	12-5	21	8	29	2.0-3	.	.	.	.	.	.	.	.	
4	BROWN, Isaiah	12-2	23	6	29	1.5-3	.	2-13	4	.	1-0	.	.	.	
99	SHERIFF, J.	12-4	17	12	29	5.5-18	2.5-13	.	.	.	.	.	.	.	
94	OLIVER, Kevin	12-8	9	16	25	1.5-8	2.0-8	.	.	.	.	.	.	.	
96	LITTLE, Josh	10-4	16	8	24	2.0-6	1.0-5	.	.	.	.	.	.	.	
93	TART, Teair	11-1	13	6	19	7.0-36	4.0-30	.	.	.	.	1	.	.	
35	DAMES, Rishard	12-0	14	2	16	0.5-0	.	2-41	1	.	.	.	.	.	
97	HUMPHREY, T.	12-8	11	4	15	1.0-4	1.0-4	.	.	.	.	.	.	.	
45	JACQUES-LOUIS,R	12-2	13	2	15	1.0-5	1.0-5	2-91	.	1	.	.	.	.	
7	SILVA, Fermin	4-3	6	5	11	3.0-18	2.0-15	.	.	1	.	1	.	.	
98	WOODS, Jordan	11-0	7	3	10	2.0-2	.	.	.	.	.	1	.	.	
48	POWELL, Josh	12-1	5	5	10	1.0-2	.	.	.	.	.	.	.	.	
27	MCCRAY, Benny	12-0	6	1	7	.	.	.	.	.	.	.	.	.	
40	JACKSON, Daniel	12-0	5	2	7	.	.	.	.	.	.	.	.	.	
46	JUSTE, Milord	7-0	3	3	6	1.0-6	1.0-6	.	.	.	.	.	.	.	
41	MUNROE, Shamar	9-0	2	3	5	.	.	.	.	.	.	.	.	.	
51	PROPHETE, D.	12-0	5	.	5	.	.	.	.	.	.	.	.	.	
95	TARVER, Andrew	5-0	2	2	4	.	.	.	.	.	.	.	.	.	
37	BROOKS, Romelo	10-0	2	.	2	.	.	.	.	.	.	.	.	.	
72	STRICKLAND, D.	10-0	1	1	2	.	.	.	.	.	.	.	.	.	
11	WORTON, C.	12-6	1	.	1	.	.	.	.	.	.	.	.	.	
15	MALONEY, Austin	12-10	1	.	1	.	.	.	.	.	.	.	.	.	
43	IRVING, C	8-0	1	.	1	.	.	.	.	.	.	.	.	.	
9T	THIELE, Estin	1-0	.	1	1	.	.	.	.	.	.	.	.	.	
24	PRICE, D'Vonte	12-2	.	1	1	.	.	.	.	.	.	.	.	.	
25	DUFFY, Aris	5-0	1	.	1	.	.	.	.	.	.	.	.	.	
4G	O'GORMAN, Shawn	2-0	1	.	1	.	.	.	.	.	.	.	.	.	
42	LOUIS, JoJo	4-0	1	.	1	1.0-2	.	.	.	.	.	.	.	.	
52	GEORGES, D.	9-0	.	1	1	.	.	.	.	.	.	.	.	.	
30	BORREGALES, J.	12-0	1	.	1	.	.	.	1	.	.	.	.	.	
34	McGHEE, T.	3-0	1	.	1	.	.	.	.	.	.	.	.	.	
49	GILLARD III, U.	2-0	1	.	1	.	.	.	.	.	.	.	.	.	
85	WILLIAMS, D.	2-0	.	1	1	.	.	.	.	.	.	.	.	.	
17	IRVING JR., L	1-0	1	.	1	1.0-2	.	.	.	.	.	.	.	.	
2H	HILL, Isaiah	2-0	1	.	1	.	.	.	.	.	.	.	.	.	
61	CONNELL, Doug	6-0	1	.	1	.	.	.	.	.	.	.	.	.	
16	GAITER IV, Tony	12-5	1	.	1	.	.	.	.	.	.	.	.	.	
1	ALEXANDER, M.	12-9	1	.	1	.	.	.	.	.	.	.	.	.	
23	MAXWELL, N.	12-4	1	.	1	.	.	.	.	.	.	.	.	.	
TM	TEAM	8-0	.	.	.	.	.	.	.	.	1-0	.	.	.	
Total		12	541	317	858	63-214	21-114	17-197	38	14	4-61	7	.	.	
Opponents		12	501	328	829	47-146	9-70	8-76	44	27	4-0	6	2	.	



## INDIVIDUAL GAME HIGHS

Rushes	18	PHILLIPS, S. at Old Dominion (Sep 08, 2018)
	18	MAXWELL, N. vs UMASS (Sep 15, 2018)
Yards Rushing	119	PRICE, D'Vonte at WKU (Oct 27, 2018)
TD Rushes	2	JONES, Anthony vs IND (Sep 01, 2018)
	2	PHILLIPS, S. vs UMASS (Sep 15, 2018)
	2	MAXWELL, N. vs UMASS (Sep 15, 2018)
	2	PRICE, D'Vonte vs UAPB (Sep 29, 2018)
	2	PRICE, D'Vonte at WKU (Oct 27, 2018)
	2	MAXWELL, N. at Charlotte (Nov 17, 2018)
Long Rush	70	PRICE, D'Vonte vs UAPB (Sep 29, 2018)
Pass attempts	36	MORGAN, James vs Middle Tennessee (Oct 13, 2018)
Pass completions	27	MORGAN, James vs Middle Tennessee (Oct 13, 2018)
Yards Passing	341	MORGAN, James vs UAPB (Sep 29, 2018)
TD Passes	4	MORGAN, James vs UAPB (Sep 29, 2018)
Long Pass	76	MORGAN, James vs UAPB (Sep 29, 2018)
Receptions	8	SINGLETON, B. vs Middle Tennessee (Oct 13, 2018)
Yards Receiving	144	ALEXANDER, M. vs UAPB (Sep 29, 2018)
TD Receptions	2	WORTON, C. at Miami (FL) (Sep 22, 2018)
	2	JONES, Anthony at Charlotte (Nov 17, 2018)
Long Reception	76	ALEXANDER, M. vs UAPB (Sep 29, 2018)
Field Goals	3	BORREGALES, J. vs Middle Tennessee (Oct 13, 2018)
	3	BORREGALES, J. vs RICE (Oct 20, 2018)
Long Field Goal	53	BORREGALES, J. vs Middle Tennessee (Oct 13, 2018)
Punts	9	WILSON, Stone at Miami (FL) (Sep 22, 2018)
Punting Avg	54.0	WILSON, Stone vs Middle Tennessee (Oct 13, 2018)
Long Punt	63	WILSON, Stone vs FAU (Nov 03, 2018)
Punts inside 20	4	WILSON, Stone at Charlotte (Nov 17, 2018)
Long Punt Return	69	ALEXANDER, M. vs UMASS (Sep 15, 2018)
Long Kickoff Return	39	MAXWELL, N. vs Middle Tennessee (Oct 13, 2018)
Tackles	18	LEWIS, Sage vs IND (Sep 01, 2018)
Sacks	2.0	TART, Teair vs UMASS (Sep 15, 2018)
	2.0	SILVA, Fermin at Miami (FL) (Sep 22, 2018)
Tackles For Loss	2.0	TART, Teair vs UMASS (Sep 15, 2018)
	2.0	SILVA, Fermin at Miami (FL) (Sep 22, 2018)
	2.0	SHERIFF, J. vs UAPB (Sep 29, 2018)
	2.0	FREEMAN, Edwin vs Middle Tennessee (Oct 13, 2018)
	2.0	LITTLE, Josh vs RICE (Oct 20, 2018)
	2.0	JOHNSON, A. at Charlotte (Nov 17, 2018)
	2.0	TART, Teair at Charlotte (Nov 17, 2018)
Interceptions	2	DAMES, Richard vs Marshall (Nov 24, 2018)

## Box Score (Final) FIU Football IND vs FIU (Sep 01, 2018 at Miami, Fla.)

Score by Quarters	1	2	3	4	Total
IND	14	14	7	3	<b>38</b>
FIU	7	7	7	7	<b>28</b>

### Qtr Time Scoring play

1st	07:42	FIU - JONES, Anthony 2 yd run (BORREGALES, J. kick), 11-66 4:01
	04:59	IND - Hale, Donavan 18 yd pass from Ramsey, Peyton (Justus, Logan kick), 7-75 2:43
	04:01	IND - Crawford, J. 33 yd interception return (Justus, Logan kick)
2nd	13:42	IND - Hendershot, P. 3 yd pass from Ramsey, Peyton (Justus, Logan kick), 11-68 3:55
	06:12	FIU - JONES, Anthony 36 yd run (BORREGALES, J. kick), 8-79 3:32
	03:41	IND - Hale, Donavan 2 yd pass from Ramsey, Peyton (Justus, Logan kick), 9-75 2:31
3rd	07:39	IND - Majette, Mike 9 yd pass from Penix JR, Michal (Justus, Logan kick), 9-72 3:16
	01:11	FIU - PHILLIPS, S. 1 yd run (BORREGALES, J. kick), 16-78 6:28
4th	09:58	IND - Justus, Logan 36 yd field goal, 13-70 6:13
	06:04	FIU - ALEXANDER, M. 7 yd pass from MORGAN, James (BORREGALES, J. kick), 10-75 3:54

	IND	FIU
<b>FIRST DOWNS</b>	31	22
<b>RUSHES-YARDS (NET)</b>	45-213	39-170
<b>PASSING YDS (NET)</b>	252	157
Passes Att-Comp-Int	37-28-1	28-17-1
<b>TOTAL OFFENSE PLAYS-YARDS</b>	82-465	67-327
Fumble Returns-Yards	0-0	0-0
Punt Returns-Yards	1-6	0-0
Kickoff Returns-Yards	1-11	3-53
Interception Returns-Yards	1-33	1-14
Punts (Number-Avg)	2-43.0	3-44.0
Fumbles-Lost	0-0	3-2
Penalties-Yards	8-90	7-70
Possession Time	32:35	27:25
Third-Down Conversions	7 of 15	5 of 12
Fourth-Down Conversions	3 of 3	2 of 2
Red-Zone Scores-Chances	5-6	3-3
Sacks By: Number-Yards	1-8	1-9

**RUSHING:** IND-Scott, Stevie 20-70; Taylor, Reese 3-40; Ramsey, Peyton 8-36; Philyor, Whop 2-23; Majette, Mike 5-19; Gest, Cole 5-17; Penix JR, Michal 2-8. FIU-JONES, Anthony 15-88; PHILLIPS, S. 11-38; PRICE, D'Vonte 2-21; MAXWELL, N. 4-17; ALEXANDER, C. 3-7; MORGAN, James 4-minus 1.

**PASSING:** IND-Ramsey, Peyton 20-27-1-156; Penix JR, Michal 8-10-0-96. FIU-MORGAN, James 11-20-1-90; ALEXANDER, C. 6-8-0-67.

**RECEIVING:** IND-Timian, Luke 6-50; Fryfogle, Ty 5-33; Westbrook, Nick 5-33; Hale, Donavan 4-60; Philyor, Whop 2-27; Taylor, Reese 2-12; Bjorson, Matt 1-15; Gest, Cole 1-10; Majette, Mike 1-9; Hendershot, P. 1-3. FIU-WORTON, C. 5-69; GAITER IV, Tony 4-53; ALEXANDER, M. 4-25; PALMER, S. 3-12; JONES, Anthony 1-minus 2.

**INTERCEPTIONS:** IND-Crawford, J. 1-33. FIU-HALL, Dorian 1-14.

**FUMBLES:** IND-None. FIU-MORGAN, James 1-0; ALEXANDER, M. 1-1; ALEXANDER, C. 1-1.

IND (1-0) vs. FIU (0-1)

Date: Sep 01, 2018 • Site: Miami, Fla. • Stadium: FIU Stadium  
Attendance: 17082

Kickoff time: 7:08 PM • End of Game: 10:28 • Total elapsed time: 3:20

Officials: Referee: Daniel Capron; Umpire: Tim Owens; Linesman: John Wierinski;  
Line judge: Daniel Gallaghe; Back judge: Dennis Morris; Field judge: Steven Thielen;  
Side judge: Kyle Debus; Center judge: Brent Durbin;  
Temperature: 85 • Wind: 14 mph • Weather: Mostly Cloudy



## Box Score (Final) FIU Football FIU vs Old Dominion (Sep 08, 2018 at Norfolk, Va.)

Score by Quarters	1	2	3	4	Total
FIU	0	14	14	0	<b>28</b>
Old Dominion	7	13	0	0	<b>20</b>

### Qtr Time Scoring play

1st	11:55	ODU - DUHART, J. 4 yd pass from WILLIAMS, S. (RICE, Nick kick), 6-75 3:05
2nd	14:33	ODU - DUHART, J. 83 yd pass from LARUSSA, Blake (RICE, Nick kick), 1-83 0:08
	09:16	ODU - RICE, Nick 30 yd field goal, 9-57 3:50
	07:41	FIU - WORTON, C. 47 yd pass from MORGAN, James (BORREGALES, J. kick), 5-75 1:35
	02:41	ODU - RICE, Nick 39 yd field goal, 11-53 5:00
	00:14	FIU - GAITER IV, Tony 11 yd pass from MORGAN, James (BORREGALES, J. kick), 10-75 2:27
3rd	06:50	FIU - PHILLIPS, S. 2 yd run (BORREGALES, J. kick), 19-86 8:01
	03:03	FIU - MALONEY, Austin 36 yd pass from MORGAN, James (BORREGALES, J. kick), 7-99 2:55

	FIU	ODU
<b>FIRST DOWNS</b>	25	16
<b>RUSHES-YARDS (NET)</b>	51-189	27-93
<b>PASSING YDS (NET)</b>	300	303
Passes Att-Comp-Int	31-19-1	37-19-0
<b>TOTAL OFFENSE PLAYS-YARDS</b>	82-489	64-396
Fumble Returns-Yards	0-0	0-0
Punt Returns-Yards	0-0	4-47
Kickoff Returns-Yards	3-44	1-51
Interception Returns-Yards	0-0	1-0
Punts (Number-Avg)	6-43.5	6-35.0
Fumbles-Lost	2-0	0-0
Penalties-Yards	5-35	3-35
Possession Time	34:06	25:54
Third-Down Conversions	7 of 16	3 of 13
Fourth-Down Conversions	2 of 2	0 of 1
Red-Zone Scores-Chances	2-3	3-4
Sacks By: Number-Yards	2-7	2-13

RUSHING: FIU-PHILLIPS, S. 18-94; MAXWELL, N. 16-64; PRICE, D'Vonte 8-28; ALEXANDER, M. 2-15; ALEXANDER, C. 1-4; TEAM 2-minus 5; MORGAN, James 4-minus 11. Old Dominion-COX, Jeremy 13-43; WILLIAMS, S. 7-32; JACKSON, G. 2-18; SPENCER, Isaiah 1-5; HARPER, Isaiah 1-0; SINCLAIR, B. 2-minus 2; LARUSSA, Blake 1-minus 3.

PASSING: FIU-MORGAN, James 17-27-1-251; ALEXANDER, C. 2-4-0-49. Old Dominion-WILLIAMS, S. 11-22-0-160; LARUSSA, Blake 8-15-0-143.

RECEIVING: FIU-SINGLETON, B. 4-62; WORTON, C. 3-79; PALMER, S. 3-34; MALONEY, Austin 2-52; GAITER IV, Tony 2-18; PRICE, D'Vonte 2-14; ALEXANDER, M. 1-29; GENAL, Carson 1-7; MAXWELL, N. 1-5. Old Dominion-HARPER, Isaiah 4-36; COX, Jeremy 4-24; DUHART, J. 3-150; ANTHONY, Donta 3-29; BROWN, Darrell 2-19; FULGHAM, Travis 1-24; SPENCER, Isaiah 1-11; MCCLUNEY, Scott 1-10.

INTERCEPTIONS: FIU-None. Old Dominion-NOYE, Justin 1-0.

FUMBLES: FIU-MORGAN, James 2-0. Old Dominion-None.

FIU (1-1,1-0) vs. Old Dominion (0-2,0-1)

Date: Sep 08, 2018 • Site: Norfolk, Va. • Stadium: S.B. Ballard  
Attendance: 19243

Kickoff time: 7:30pm • End of Game: 12:31 AM • Total elapsed time: 5:01  
Officials: Referee: Jon Noli; Umpire: John Mitchell; Linesman: Gary Calip;  
Line judge: Scott Held; Back judge: Michael Bailey; Field judge: David Sherwood;  
Side judge: Maurice Pierre; Center judge: Jeff Guadagno;  
Temperature: 74 • Wind: ENE 4MPH • Weather: RAIN

## Box Score (Final) FIU Football UMASS vs FIU (Sep 15, 2018 at Miami, Fla.)

Score by Quarters	1	2	3	4	Total
UMASS	7	3	14	0	<b>24</b>
FIU	14	28	14	7	<b>63</b>

### Qtr Time Scoring play

1st	10:05	FIU - PHILLIPS, S. 4 yd run (BORREGALES, J. kick), 7-59 2:37
	04:48	FIU - MAXWELL, N. 3 yd run (BORREGALES, J. kick), 7-62 2:24
	01:27	UMASS - COMIS, Ross 10 yd run (CAGGIANO, Mike kick), 10-75 3:21
2nd	11:43	FIU - PHILLIPS, S. 22 yd run (BORREGALES, J. kick), 5-47 1:48
	08:28	UMASS - GARCIA, Cooper 36 yd field goal, 7-61 3:15
	04:36	FIU - PALMER, S. 8 yd pass from MORGAN, James (BORREGALES, J. kick), 8-79 3:52
	02:34	FIU - ALEXANDER, M. 38 yd pass from MORGAN, James (BORREGALES, J. kick), 3-61 1:21
	01:09	FIU - PRICE, D'Vonte 3 yd run (BORREGALES, J. kick), 6-35 1:20
3rd	11:50	UMASS - CURTIS, Michael 6 yd run (GARCIA, Cooper kick), 5-42 1:20
	09:10	FIU - ALEXANDER, M. 69 yd punt return (BORREGALES, J. kick)
	07:03	FIU - JACQUES-LOUIS,R 59 yd interception return (BORREGALES, J. kick)
	05:13	UMASS - ISABELLA, Andy 16 yd pass from CURTIS, Michael (GARCIA, Cooper kick), 5-70 1:50
4th	12:56	FIU - MAXWELL, N. 17 yd run (BORREGALES, J. kick), 13-75 7:17

	UMASS	FIU
<b>FIRST DOWNS</b>	24	32
<b>RUSHES-YARDS (NET)</b>	34-199	53-329
<b>PASSING YDS (NET)</b>	224	207
Passes Att-Comp-Int	32-15-2	23-16-1
<b>TOTAL OFFENSE PLAYS-YARDS</b>	66-423	76-536
Fumble Returns-Yards	0-0	0-0
Punt Returns-Yards	0-0	5-136
Kickoff Returns-Yards	7-125	2-50
Interception Returns-Yards	1-0	2-59
Punts (Number-Avg)	5-43.6	1-47.0
Fumbles-Lost	1-1	1-1
Penalties-Yards	5-40	2-30
Possession Time	23:51	36:09
Third-Down Conversions	4 of 10	4 of 8
Fourth-Down Conversions	0 of 0	2 of 3
Red-Zone Scores-Chances	4-5	5-6
Sacks By: Number-Yards	0-0	3-25

**RUSHING:** UMASS-YOUNG, Marquis 13-83; FREDERICKS, J. 7-74; ISABELLA, Andy 3-23; CURTIS, Michael 4-15; COMIS, Ross 4-10; OREKOYA, Nick 1-2; FORD, Andrew 2-minus 8. FIU-PHILLIPS, S. 16-117; MAXWELL, N. 18-104; ALEXANDER, C. 4-56; PRICE, D'Vonte 10-36; ALEXANDER, M. 2-16; MORGAN, James 2-6; TEAM 1-minus 6.

**PASSING:** UMASS-CURTIS, Michael 8-15-2-158; COMIS, Ross 5-12-0-60; FORD, Andrew 2-5-0-6. FIU-MORGAN, James 16-23-1-207.

**RECEIVING:** UMASS-ISABELLA, Andy 4-43; BRITT, Jessie 3-47; PALMER, Sadiq 3-38; YOUNG, Marquis 2-47; DINGLE, Brennon 2-34; REYNOLDS, T. 1-15. FIU-PHILLIPS, S. 3-56; MALONEY, Austin 3-27; MAXWELL, N. 3-10; PALMER, S. 2-24; GAITER IV, Tony 2-14; ALEXANDER, M. 1-38; WORTON, C. 1-23; SCOTT, Darius 1-15.

**INTERCEPTIONS:** UMASS-MOSES, Lee 1-0. FIU-JACQUES-LOUIS,R 1-59; GATES, Jamal 1-0.

**FUMBLES:** UMASS-PEAH, Avien 1-1. FIU-PRICE, D'Vonte 1-1.

UMASS (1-3) vs. FIU (2-1,1-0)

Date: Sep 15, 2018 • Site: Miami, Fla. • Stadium: Riccardo Silva  
Attendance: 14695

Kickoff time: 8:02 pm • End of Game: 11:07 • Total elapsed time: 3:05  
Officials: Referee: Rodney Burnette; Umpire: Sheldon Davis; Linesman: Brett Toney;  
Line judge: Brandon Spencer; Back judge: Larry C Neal Jr; Field judge: Carlos Guzman;  
Side judge: Lea Bailey; Center judge: Joshua Fath;  
Temperature: 81 • Wind: 2 MPH • Weather: Clear



## Box Score (Final) FIU Football FIU vs #21 Miami (FL) (Sep 22, 2018 at Miami Gardens, Fla.)

Score by Quarters	1	2	3	4	Total
FIU	0	0	0	17	<b>17</b>
Miami (FL)	7	17	7	0	<b>31</b>

### Qtr Time Scoring play

1st	02:51	UM - Homer, T 35 yd run (Baxa, B kick), 9-87 4:44
2nd	14:54	UM - Cager, L 26 yd pass from Perry, N (Baxa, B kick), 5-68 1:52
	02:30	UM - Baxa, B 30 yd field goal, 14-75 7:11
	00:27	UM - Jordan, B 12 yd pass from Perry, N (Baxa, B kick), 3-67 0:35
3rd	07:50	UM - Cager, L 17 yd pass from Perry, N (Baxa, B kick), 5-58 2:31
4th	06:57	FIU - WORTON, C. 35 yd pass from MORGAN, James (BORREGALES, J. kick), 7-85 3:07
	03:19	FIU - BORREGALES, J. 28 yd field goal, 4-0 0:55
	01:35	FIU - WORTON, C. 5 yd pass from MORGAN, James (BORREGALES, J. kick), 5-54 1:44

	FIU	UM
<b>FIRST DOWNS</b>	7	27
<b>RUSHES-YARDS (NET)</b>	24-17	49-248
<b>PASSING YDS (NET)</b>	170	240
Passes Att-Comp-Int	28-13-1	29-20-1
<b>TOTAL OFFENSE PLAYS-YARDS</b>	52-187	78-488
Fumble Returns-Yards	0-0	0-0
Punt Returns-Yards	0-0	3-44
Kickoff Returns-Yards	1-21	1-32
Interception Returns-Yards	1-5	1-0
Punts (Number-Avg)	9-47.0	3-29.7
Fumbles-Lost	0-0	2-1
Penalties-Yards	3-23	6-60
Possession Time	23:11	36:49
Third-Down Conversions	3 of 14	8 of 15
Fourth-Down Conversions	0 of 0	0 of 2
Red-Zone Scores-Chances	2-2	3-4
Sacks By: Number-Yards	2-15	2-11

RUSHING: FIU-MAXWELL, N. 10-25; PRICE, D'Vonte 3-3; PHILLIPS, S. 8-1; MORGAN, James 3-minus 12. Miami (FL)-Homer, T 13-114; Lingard, L 10-50; Perry, N 9-32; Dallas, D 7-28; Davis, C 5-24; Gray, T 1-7; Pope, M 1-4; Rosier, M 2-0; Weldon, C 1-minus 11.

PASSING: FIU-MORGAN, James 12-24-1-168; ALEXANDER, C. 1-4-0-2. Miami (FL)-Perry, N 17-25-1-224; Rosier, M 2-3-0-16; Weldon, C 1-1-0-0.

RECEIVING: FIU-WORTON, C. 5-123; PALMER, S. 4-25; GAITER IV, Tony 2-3; SCOTT, Darrius 1-17; MAXWELL, N. 1-2. Miami (FL)-Harley, M 7-76; Jordan, B 5-67; Cager, L 2-43; Dallas, D 2-30; Thomas, J 1-11; Ezzard, M 1-7; Davis, C 1-6; Burns, R 1-0.

INTERCEPTIONS: FIU-BROWN, Isaiah 1-5. Miami (FL)-Redwine, S 1-0.

FUMBLES: FIU-None. Miami (FL)-Weldon, C 1-1; Perry, N 1-0.

FIU (2-2) vs. Miami (FL) (3-1)

Date: Sep 22, 2018 • Site: Miami Gardens, Fla. • Stadium: Hard Rock Stadium  
Attendance: 59814

Kickoff time: 3:30 p.m • End of Game: 6:51 p.m • Total elapsed time: 3:21  
Officials: Referee: Dan Gautreaux; Umpire: Joe Nanus; Linesman: Gerry Austin;  
Line judge: Tom Eaton; Back judge: Ivan Daniels; Field judge: Lark Jones;  
Side judge: Justin Larrew; Center judge: Kevin Randall;  
Temperature: 89 • Wind: E 8mph • Weather: Partly Cloudy 61% rh

## Box Score (Final) FIU Football UAPB vs FIU (Sep 29, 2018 at Miami, Fla.)

Score by Quarters	1	2	3	4	Total
UAPB	3	0	3	3	9
FIU	17	21	17	0	55

### Qtr Time Scoring play

1st	11:58	UAPB - Gillan, Jamie 37 yd field goal, 8-55 3:02
	10:25	FIU - ALEXANDER, M. 76 yd pass from MORGAN, James (BORREGALES, J. kick), 3-83 1:33
	04:29	FIU - BORREGALES, J. 23 yd field goal, 4-3 1:25
	02:17	FIU - WORTON, C. 52 yd pass from MORGAN, James (BORREGALES, J. kick), 1-52 0:10
2nd	13:23	FIU - MALONEY, Austin 37 yd pass from MORGAN, James (BORREGALES, J. kick), 3-80 0:58
	11:08	FIU - MAXWELL, N. 44 yd run (BORREGALES, J. kick), 1-44 0:10
	07:42	FIU - PRICE, D'Vonte 10 yd run (BORREGALES, J. kick), 6-80 2:00
3rd	14:48	FIU - GASKIN, C. 75 yd pass from MORGAN, James (BORREGALES, J. kick), 1-75 0:12
	09:43	FIU - BORREGALES, J. 40 yd field goal, 8-30 3:37
	01:37	UAPB - Gillan, Jamie 45 yd field goal, 11-47 8:06
	00:40	FIU - PRICE, D'Vonte 70 yd run (BORREGALES, J. kick), 2-75 0:57
4th	09:12	UAPB - Gillan, Jamie 31 yd field goal, 9-61 6:28

	UAPB	FIU
<b>FIRST DOWNS</b>	15	18
<b>RUSHES-YARDS (NET)</b>	44-172	29-220
<b>PASSING YDS (NET)</b>	110	393
Passes Att-Comp-Int	21-14-1	19-13-0
<b>TOTAL OFFENSE PLAYS-YARDS</b>	65-282	48-613
Fumble Returns-Yards	0-0	0-0
Punt Returns-Yards	0-0	2-29
Kickoff Returns-Yards	1-16	2-33
Interception Returns-Yards	0-0	1-11
Punts (Number-Avg)	6-45.8	2-43.0
Fumbles-Lost	3-1	2-0
Penalties-Yards	3-18	5-52
Possession Time	37:10	22:50
Third-Down Conversions	6 of 18	3 of 8
Fourth-Down Conversions	1 of 1	1 of 1
Red-Zone Scores-Chances	3-3	2-3
Sacks By: Number-Yards	0-0	1-6

**RUSHING:** UAPB-Porter, Taeyler 26-137; Gillan, Jamie 1-33; Gladden, Jamal 10-17; Cole, Tryvarious 2-4; Perry, Skyler 4-1; TEAM 1-minus 20. FIU-PRICE, D'Vonte 5-110; MAXWELL, N. 2-47; PETERSON JR., S 10-38; PHILLIPS, S. 8-24; ATKINS, Jordan 2-3; ALEXANDER, C. 1-0; TEAM 1-minus 2.

**PASSING:** UAPB-Perry, Skyler 12-19-1-106; Robinson II, C 2-2-0-4. FIU-MORGAN, James 9-14-0-341; ALEXANDER, C. 4-5-0-52.

**RECEIVING:** UAPB-Ralph, Tyrin 4-10; Brown, Jeremy 3-64; Smith, Orion 2-8; Porter, Taeyler 2-6; Miller, Dejuan 1-11; McNeal, Kolby 1-9; Gladden, Jamal 1-2. FIU-ALEXANDER, M. 5-144; GASKIN, C. 2-86; SCOTT, Darrius 2-31; WORTON, C. 1-52; PALMER, S. 1-22; GAITER IV, Tony 1-12; THOMAS, Ivan 1-9; MALONEY, Austin 0-37.

**INTERCEPTIONS:** UAPB-None. FIU-DAMES, Richard 1-11.

**FUMBLES:** UAPB-Brown, Jeremy 1-1; Ralph, Tyrin 1-0; Cole, Tryvarious 1-0. FIU-ALEXANDER, C. 1-0; ALEXANDER, M. 1-0.

UAPB (1-4,0-1) vs. FIU (3-2,1-0)

Date: Sep 29, 2018 • Site: Miami, Fla. • Stadium: Riccardo Silva  
Attendance: 14937

Kickoff time: 7:35 • End of Game: 10:33 • Total elapsed time: 2:58  
Officials: Referee: Joe Lehring; Umpire: Stephen Marshal; Linesman: Tobian Johnson;  
Line judge: Jordan Whitting; Back judge: Nathan Jastram; Field judge: Dustin Drawhorn;  
Side judge: Derrick Ralsler; Center judge: Matthew Burks;  
Temperature: 84 • Wind: ENE 13 • Weather: Partly Cloudy



## Box Score (Final) FIU Football Middle Tennessee vs FIU (Oct 13, 2018 at Miami, Fla.)

Score by Quarters	1	2	3	4	Total
Middle Tennessee	0	14	7	0	<b>21</b>
FIU	3	10	0	11	<b>24</b>

### Qtr Time Scoring play

1st	10:58	FIU - BORREGALES, J. 44 yd field goal, 9-32 4:02
2nd	09:06	MT - THOMAS, Tavares 7 yd run (HOLT, Crews kick), 22-92 8:52
	02:33	FIU - THORNTON, S. 26 yd pass from MORGAN, James (BORREGALES, J. kick), 13-77 6:33
	00:36	MT - O'HARA, Asher 11 yd run (HOLT, Crews kick), 8-75 1:57
	00:00	FIU - BORREGALES, J. 53 yd field goal, 5-35 0:36
3rd	08:09	MT - THOMAS, Tavares 2 yd run (HOLT, Crews kick), 4-45 1:40
4th	10:43	FIU - BORREGALES, J. 45 yd field goal, 12-42 6:03
	03:55	FIU - WORTON, C. 23 yd pass from MORGAN, James (GAITER IV, Tony pass from ALEXANDER, M.), 1

	MT	FIU
<b>FIRST DOWNS</b>	21	21
<b>RUSHES-YARDS (NET)</b>	40-187	34-70
<b>PASSING YDS (NET)</b>	142	311
Passes Att-Comp-Int	27-15-1	36-27-0
<b>TOTAL OFFENSE PLAYS-YARDS</b>	67-329	70-381
Fumble Returns-Yards	0-0	0-0
Punt Returns-Yards	1-25	0-0
Kickoff Returns-Yards	0-0	3-62
Interception Returns-Yards	0-0	1-20
Punts (Number-Avg)	4-38.5	1-54.0
Fumbles-Lost	0-0	0-0
Penalties-Yards	5-52	7-49
Possession Time	25:33	34:27
Third-Down Conversions	9 of 16	11 of 18
Fourth-Down Conversions	2 of 2	1 of 2
Red-Zone Scores-Chances	3-4	0-2
Sacks By: Number-Yards	1-5	1-5

**RUSHING:** Middle Tennessee-O'HARA, Asher 21-85; STOCKSTILL, B. 3-39; ANDERSON, Brad 4-31; THOMAS, Tavares 10-26; WEST, Terelle 1-4; BRUCE, Jocquez 1-2. FIU-MAXWELL, N. 13-45; PRICE, D'Vonte 9-31; PHILLIPS, S. 5-9; ALEXANDER, M. 3-minus 2; TEAM 1-minus 2; MORGAN, James 2-minus 4; SCOTT, Darrius 1-minus 7.

**PASSING:** Middle Tennessee-O'HARA, Asher 9-20-1-114; STOCKSTILL, B. 6-7-0-28. FIU-MORGAN, James 27-36-0-311.

**RECEIVING:** Middle Tennessee-LEE, Ty 5-74; SMITH, Patrick 3-19; CASEY, Gatlin 2-16; THOMAS, Tavares 2-0; SHIFLETT, Luke 1-17; ANDERSON, Brad 1-11; BRUCE, Jocquez 1-5. FIU-SINGLETON, B. 8-81; WORTON, C. 5-113; MALONEY, Austin 4-51; PALMER, S. 3-22; GAITER IV, Tony 2-5; THORNTON, S. 1-26; PHILLIPS, S. 1-4; ALEXANDER, M. 1-4; THOMAS, Ivan 1-3; SCOTT, Darrius 1-2.

**INTERCEPTIONS:** Middle Tennessee-None. FIU-CUSHION III, O. 1-20.

**FUMBLES:** Middle Tennessee-None. FIU-None.

Middle Tennessee (3-3,2-1) vs. FIU (4-2,2-0)

Date: Oct 13, 2018 • Site: Miami, Fla. • Stadium: Riccardo Silva

Attendance: 16002

Kickoff time: 7:34 pm • End of Game: 10:39 • Total elapsed time: 3:05

Officials: Referee: Billy Williams; Umpire: Greg Adams; Linesman: Max Causey;

Line judge: Jeremiah Harris; Back judge: Teiresias Jones; Field judge: Chris Scott;

Side judge: Adrian Carson; Center judge: Joe Lehring;

Temperature: 84 • Wind: 8MPH ESE • Weather: Partly Cloudy

## Box Score (Final) FIU Football RICE vs FIU (Oct 20, 2018 at Miami, Fla.)

Score by Quarters	1	2	3	4	Total
RICE	7	3	7	0	<b>17</b>
FIU	0	16	10	10	<b>36</b>

### Qtr Time Scoring play

1st	07:40	RICE - MARSHMAN, Evan 7 yd run (FOX, Jack kick), 12-75 7:20
2nd	12:32	FIU - BORREGALES, J. 32 yd field goal, 14-67 6:37
	07:37	FIU - ALEXANDER, M. 51 yd run (BORREGALES, J. kick), 6-79 2:47
	04:28	FIU - MALONEY, Austin 33 yd pass from MORGAN, James (BORREGALES, J. kick failed), 3-34 0:59
	00:00	RICE - TOBOLA, Haden 47 yd field goal, 11-46 4:28
3rd	11:05	FIU - BORREGALES, J. 38 yd field goal, 11-54 3:55
	03:30	FIU - THORNTON, S. 29 yd pass from MORGAN, James (BORREGALES, J. kick), 7-87 4:13
	00:16	RICE - MARSHMAN, Evan 22 yd run (FOX, Jack kick), 7-75 3:14
4th	09:45	FIU - MORGAN, James 4 yd run (BORREGALES, J. kick), 11-75 5:31
	05:11	FIU - BORREGALES, J. 47 yd field goal, 8-31 4:28

	RICE	FIU
<b>FIRST DOWNS</b>	16	23
<b>RUSHES-YARDS (NET)</b>	29-125	38-217
<b>PASSING YDS (NET)</b>	115	229
Passes Att-Comp-Int	21-12-3	29-20-0
<b>TOTAL OFFENSE PLAYS-YARDS</b>	50-240	67-446
Fumble Returns-Yards	0-0	0-0
Punt Returns-Yards	1-11	1-18
Kickoff Returns-Yards	0-0	1-12
Interception Returns-Yards	0-0	3-12
Punts (Number-Avg)	4-44.0	2-48.5
Fumbles-Lost	0-0	1-0
Penalties-Yards	0-0	3-15
Possession Time	25:12	34:48
Third-Down Conversions	3 of 9	9 of 16
Fourth-Down Conversions	1 of 1	1 of 1
Red-Zone Scores-Chances	1-1	2-3
Sacks By: Number-Yards	0-0	2-8

**RUSHING:** RICE-MARSHMAN, Evan 11-68; WALTER, Austin 16-36; OTOVIANO, Juma 1-15; WALTER, Aston 1-6. FIU-PRICE, D'Vonte 12-79; ALEXANDER, M. 3-62; MAXWELL, N. 12-39; WILSON, Stone 1-20; MORGAN, James 3-13; PHILLIPS, S. 4-10; TEAM 3-minus 6.

**PASSING:** RICE-MARSHMAN, Evan 11-15-1-107; GREEN, Wiley 1-6-2-8. FIU-MORGAN, James 20-29-0-229.

**RECEIVING:** RICE-TRAMMELL, A. 5-57; CEPHUS, Aaron 2-24; WALTER, Austin 2-14; MYERS, Jordan 2-12; GENTOSI, G. 1-8. FIU-PRICE, D'Vonte 5-38; MALONEY, Austin 4-73; WORTON, C. 3-36; THOMAS, Ivan 3-16; THORNTON, S. 1-29; PALMER, S. 1-23; ALEXANDER, M. 1-14; SINGLETON, B. 1-4; GASKIN, C. 1-minus 4.

**INTERCEPTIONS:** RICE-None. FIU-BROWN, Isaiah 1-8; FREEMAN, Edwin 1-4; DAMES, Rishard 1-0.

**FUMBLES:** RICE-None. FIU-MORGAN, James 1-0.

RICE (1-7,0-4) vs. FIU (5-2,3-0)

Date: Oct 20, 2018 • Site: Miami, Fla. • Stadium: Riccardo Silva Stadi  
Attendance: 13741

Kickoff time: 7:35 pm • End of Game: 10:17 • Total elapsed time: 2:42  
Officials: Referee: Daniel Gautreau; Umpire: Joe Nanus; Linesman: Gerald Austin;  
Line judge: Thomas Eaton; Back judge: Ivan Daniels; Field judge: Lark Jones;  
Side judge: Justin Larrew; Center judge: Kevin Randall;  
Temperature: 83 • Wind: ESE @ 6 • Weather: Mostly Cloudy



## Box Score (Final) FIU Football FIU vs WKU (Oct 27, 2018 at Bowling Green, Ky.)

Score by Quarters	1	2	3	4	Total
FIU	7	7	14	10	<b>38</b>
WKU	0	3	0	14	<b>17</b>

### Qtr Time Scoring play

1st	02:22	FIU - ALEXANDER, M. 6 yd pass from MORGAN, James (BORREGALES, J. kick), 16-75 9:06
2nd	05:03	FIU - SINGLETON, B. 5 yd pass from MORGAN, James (BORREGALES, J. kick), 6-39 2:58
	00:20	WKU - RINELLA, Alex 23 yd field goal, 14-69 4:43
3rd	12:06	FIU - PRICE, D'Vonte 6 yd run (BORREGALES, J. kick), 5-69 2:54
	00:26	FIU - MALONEY, Austin 4 yd pass from MORGAN, James (BORREGALES, J. kick), 14-58 6:10
4th	11:54	WKU - DUNCAN, Steven 1 yd run (SHANLEY, Davis pass failed), 11-75 3:32
	05:20	FIU - BORREGALES, J. 35 yd field goal, 11-66 6:34
	01:55	WKU - FERBY, D'Andre 1 yd run (FOURTENBARY, K. pass from DUNCAN, Steven), 10-63 3:25
	01:35	FIU - PRICE, D'Vonte 58 yd run (BORREGALES, J. kick), 2-61 0:20

	FIU	WKU
<b>FIRST DOWNS</b>	17	23
<b>RUSHES-YARDS (NET)</b>	38-197	38-168
<b>PASSING YDS (NET)</b>	171	144
Passes Att-Comp-Int	28-19-0	34-18-1
<b>TOTAL OFFENSE PLAYS-YARDS</b>	66-368	72-312
Fumble Returns-Yards	0-0	0-0
Punt Returns-Yards	0-0	1-1
Kickoff Returns-Yards	3-72	3-63
Interception Returns-Yards	1-0	0-0
Punts (Number-Avg)	2-51.0	4-26.0
Fumbles-Lost	0-0	1-0
Penalties-Yards	6-65	4-34
Possession Time	33:02	26:58
Third-Down Conversions	8 of 14	7 of 15
Fourth-Down Conversions	1 of 2	0 of 1
Red-Zone Scores-Chances	5-5	3-4
Sacks By: Number-Yards	2-17	1-8

**RUSHING:** FIU-PRICE, D'Vonte 14-119; MAXWELL, N. 16-80; PETERSON JR., S 1-3; PHILLIPS, S. 1-1; ALEXANDER, M. 1-0; MORGAN, James 3-minus 2; TEAM 2-minus 4. WKU-SAMUEL, Joshua 14-83; LAFRANCE, G. 6-34; APPLEBERRY, G. 5-23; SHANLEY, Davis 6-17; DUNCAN, Steven 4-11; FERBY, D'Andre 2-3; DEANE, Mik'Quan 1-minus 3.

**PASSING:** FIU-MORGAN, James 19-28-0-171. WKU-SHANLEY, Davis 14-25-0-105; DUNCAN, Steven 4-8-1-39; NUSS, Ryan 0-1-0-0.

**RECEIVING:** FIU-ALEXANDER, M. 6-48; MALONEY, Austin 4-70; GAITER IV, Tony 2-19; THOMAS, Ivan 2-16; PRICE, D'Vonte 2-5; SINGLETON, B. 1-5; SCOTT, Darrius 1-4; WORTON, C. 1-4. WKU-SLOAN, Jacquez 5-69; JACKSON, Lucky 5-30; FOURTENBARY, K. 3-17; PEARSON, J. 2-23; DEANE, Mik'Quan 2-minus 1; LAFRANCE, G. 1-6.

**INTERCEPTIONS:** FIU-THOMAS-OLIVER 1-0. WKU-None.

**FUMBLES:** FIU-None. WKU-SHANLEY, Davis 1-0.

FIU (6-2,4-0) vs. WKU (1-7,0-4)

Date: Oct 27, 2018 • Site: Bowling Green, Ky. • Stadium: Smith Stadium  
Attendance: 15138

Kickoff time: 6:34 pm • End of Game: 9:38 pm • Total elapsed time: 3:04

Officials: Referee: Justin Elliott; Umpire: Dongray Johnson; Linesman: Jerry Harris;

Line judge: Nick Theriot; Back judge: Chris Bynum; Field judge: Victor Sanchez;

Side judge: LaShell Nelson; Center judge: James Jones;

Temperature: 52F • Wind: W 6 mph • Weather: Overcast and Cool



## Box Score (Final) FIU Football FAU vs FIU (Nov 03, 2018 at Miami, Fla.)

Score by Quarters	1	2	3	4	Total
FAU	7	7	7	28	<b>49</b>
FIU	0	7	7	0	<b>14</b>

### Qtr Time Scoring play

1st	12:31	FAU - SINGLETARY, D 0 yd fumble recovery (RIVAS, Vladimir kick), 8-75 2:29
2nd	07:21	FIU - MALONEY, Austin 13 yd pass from MORGAN, James (BORREGALES, J. kick), 4-29 1:08
	04:27	FAU - SINGLETARY, D 4 yd run (RIVAS, Vladimir kick), 8-75 2:54
3rd	08:47	FIU - SINGLETON, B. 19 yd pass from MORGAN, James (BORREGALES, J. kick), 11-78 6:13
	04:50	FAU - DURANTE, Jovon 28 yd pass from JOHNSON, De (RIVAS, Vladimir kick), 10-75 3:57
4th	13:04	FAU - SINGLETARY, D 7 yd run (RIVAS, Vladimir kick), 8-78 3:22
	08:35	FAU - WHYTE, Kerrith 6 yd run (RIVAS, Vladimir kick), 7-69 2:25
	06:02	FAU - DURANTE, Jovon 24 yd pass from JOHNSON, De (RIVAS, Vladimir kick), 3-35 0:54
	00:27	FAU - PEAVEY, Rafe 11 yd run (RIVAS, Vladimir kick), 6-49 3:25

	FAU	FIU
<b>FIRST DOWNS</b>	31	21
<b>RUSHES-YARDS (NET)</b>	60-439	33-115
<b>PASSING YDS (NET)</b>	157	271
Passes Att-Comp-Int	16-10-0	34-19-2
<b>TOTAL OFFENSE PLAYS-YARDS</b>	76-596	67-386
Fumble Returns-Yards	0-0	0-0
Punt Returns-Yards	0-0	0-0
Kickoff Returns-Yards	0-0	5-79
Interception Returns-Yards	2-18	0-0
Punts (Number-Avg)	0-0.0	3-48.3
Fumbles-Lost	2-0	2-1
Penalties-Yards	5-55	2-21
Possession Time	29:36	30:24
Third-Down Conversions	3 of 8	8 of 15
Fourth-Down Conversions	2 of 4	0 of 3
Red-Zone Scores-Chances	5-5	2-4
Sacks By: Number-Yards	1-5	0-0

**RUSHING:** FAU-SINGLETARY, D 27-184; WHYTE, Kerrith 17-165; JOHNSON, De 7-50; PEAVEY, Rafe 1-11; CHARLES, James 2-10; HEARNS, Gerald 1-9; DURANTE, Jovon 2-8; DAVIDSON, Ma. 1-2; SAUNDERS, Silve 1-2; HARRIS, Ladante 1-minus 2. FIU-MAXWELL, N. 7-36; ALEXANDER, M. 2-34; JONES, Anthony 8-31; PHILLIPS, S. 8-17; PRICE, D'Vonte 4-9; MORGAN, James 3-minus 3; WILSON, Stone 1-minus 9.

**PASSING:** FAU-ROBISON, Chris 6-10-0-90; JOHNSON, De 4-6-0-67. FIU-MORGAN, James 18-32-1-260; ALEXANDER, C. 1-2-1-11.

**RECEIVING:** FAU-DURANTE, Jovon 4-55; HARRIS, Ladante 3-21; BRYANT, Harriso 2-46; WRIGHT, Willie 1-35. FIU-SINGLETON, B. 5-97; WORTON, C. 3-37; ALEXANDER, M. 3-33; MALONEY, Austin 3-33; OLSEN, Collin 1-31; PRICE, D'Vonte 1-14; PALMER, S. 1-14; SCOTT, Darrius 1-7; JONES, Anthony 1-5.

**INTERCEPTIONS:** FAU-YOUNG, Jalen 1-18; ROSE, Ocie 1-0. FIU-None.

**FUMBLES:** FAU-SINGLETARY, D 1-0; HARRIS, Ladante 1-0. FIU-MORGAN, James 1-1; WILSON, Stone 1-0.

FAU (4-5,2-3) vs. FIU (6-3,4-1)

Date: Nov 03, 2018 • Site: Miami, Fla. • Stadium: Riccardo Silva  
Attendance: 18478

Kickoff time: 7:36 PM • End of Game: 10:28 • Total elapsed time: 2:52

Officials: Referee: Rodney Burnette; Umpire: Sheldon Davis; Linesman: Lea Bailey;  
Line judge: Joshua Fath; Back judge: Larry Neal Jr; Field judge: Brandon Spencer;  
Side judge: Carlos Guzman; Center judge: Brett Toney;  
Temperature: 77 • Wind: 9 MPH • Weather: Partly Cloudy



## Box Score (Final) FIU Football FIU vs UTSA (Nov 09, 2018 at San Antonio, Texas)

Score by Quarters	1	2	3	4	Total
FIU	0	17	7	21	<b>45</b>
UTSA	0	0	0	7	<b>7</b>

### Qtr Time Scoring play

2nd	13:50	FIU - ALEXANDER, M. 19 yd pass from MORGAN, James (BORREGALES, J. kick), 12-70 5:14
	07:28	FIU - MAXWELL, N. 2 yd run (BORREGALES, J. kick), 12-63 4:57
	00:00	FIU - BORREGALES, J. 23 yd field goal, 11-83 3:38
3rd	07:41	FIU - GAITER IV, Tony 7 yd pass from MORGAN, James (BORREGALES, J. kick), 4-47 2:03
4th	11:57	FIU - WORTON, C. 12 yd pass from MORGAN, James (BORREGALES, J. kick), 7-80 3:09
	03:42	FIU - JACQUES-LOUIS,R 32 yd interception return (BORREGALES, J. kick)
	01:15	FIU - ALEXANDER, C. 17 yd run (BORREGALES, J. kick), 3-22 1:34
	00:22	UTSA - OGLE-KELLOGG, T 36 yd pass from RIVERS, Bryce (SACKETT, Jared kick), 4-75 0:53

	FIU	UTSA
<b>FIRST DOWNS</b>	21	15
<b>RUSHES-YARDS (NET)</b>	41-149	26-102
<b>PASSING YDS (NET)</b>	304	143
Passes Att-Comp-Int	30-20-0	32-18-4
<b>TOTAL OFFENSE PLAYS-YARDS</b>	71-453	58-245
Fumble Returns-Yards	0-0	0-0
Punt Returns-Yards	1-2	1--2
Kickoff Returns-Yards	0-0	2-38
Interception Returns-Yards	4-76	0-0
Punts (Number-Avg)	4-43.0	5-45.4
Fumbles-Lost	0-0	0-0
Penalties-Yards	8-95	4-23
Possession Time	33:22	26:38
Third-Down Conversions	8 of 16	3 of 11
Fourth-Down Conversions	2 of 2	1 of 2
Red-Zone Scores-Chances	6-7	0-1
Sacks By: Number-Yards	3-11	1-9

**RUSHING:** FIU-PHILLIPS, S. 10-64; PRICE, D'Vonte 8-36; JONES, Anthony 7-23; MAXWELL, N. 7-18; ALEXANDER, C. 2-16; WILSON, Stone 1-7; TEAM 1-minus 2; ALEXANDER, M. 1-minus 3; MORGAN, James 4-minus 10. UTSA-BRADY, Brenden 9-42; GILLINS, D.J. 11-27; DANIELS, B.J. 2-16; RHODES, Jalen 2-9; STEWARD, Halen 1-8; GUIDRY, Matt 1-0.

**PASSING:** FIU-MORGAN, James 19-29-0-291; ALEXANDER, C. 1-1-0-13. UTSA-GILLINS, D.J. 17-31-4-107; RIVERS, Bryce 1-1-0-36.

**RECEIVING:** FIU-GAITER IV, Tony 4-49; SINGLETON, B. 4-39; ALEXANDER, M. 3-45; JONES, Anthony 3-15; MALONEY, Austin 2-76; WORTON, C. 2-28; PRICE, D'Vonte 1-34; THORNTON, S. 1-18. UTSA-MCNAIR, Marquez 5-48; CAMPBELL JR., G 3-13; BRADY, Brenden 3-2; SHARP, Gavin 2-26; WOOLEN, Tariq 2-10; OGLE-KELLOGG, T 1-36; DANIELS, B.J. 1-4; GUIDRY, Matt 1-4.

**INTERCEPTIONS:** FIU-DAMES, Rishard 1-41; JACQUES-LOUIS,R 1-32; FREEMAN, Edwin 1-3; HALL, Dorian 1-0. UTSA-None.

**FUMBLES:** FIU-None. UTSA-None.

FIU (7-3,5-1) vs. UTSA (3-7,2-4)

Date: Nov 09, 2018 • Site: San Antonio, Texas • Stadium: Alamodome  
Attendance: 16874

Kickoff time: 6:08 pm • End of Game: 9:05 pm • Total elapsed time: 2:57  
Officials: Referee: Billy Williams; Umpire: Greg Adams; Linesman: Max Causey;  
Line judge: Jeremy Harris; Back judge: Tee Jones; Field judge: Chris Scott;  
Side judge: Adrian Carsen; Center judge: Joe Lehning;  
Temperature: 72 • Wind: none • Weather: dome

## Box Score (Final) FIU Football FIU vs Charlotte (Nov 17, 2018 at Charlotte, N.C.)

Score by Quarters	1	2	3	4	Total
FIU	10	10	7	15	<b>42</b>
Charlotte	7	7	7	14	<b>35</b>

### Qtr Time Scoring play

1st	12:49	CHA - LEMAY, Benny 9 yd run (CRUZ, Jonathan kick), 5-75 2:11
	08:49	FIU - BORREGALES, J. 25 yd field goal, 11-67 4:00
	05:33	FIU - LEWIS, Sage 61 yd fumble recovery (BORREGALES, J. kick)
2nd	12:03	FIU - BORREGALES, J. 28 yd field goal, 7-72 2:52
	09:37	CHA - LEMAY, Benny 1 yd run (CRUZ, Jonathan kick), 5-75 2:26
	03:38	FIU - MAXWELL, N. 39 yd run (BORREGALES, J. kick), 4-55 1:51
3rd	12:54	FIU - JONES, Anthony 6 yd pass from MORGAN, James (BORREGALES, J. kick), 4-79 1:59
	04:33	CHA - LEMAY, Benny 1 yd run (CRUZ, Jonathan kick), 9-90 4:35
4th	14:56	FIU - JONES, Anthony 3 yd pass from MORGAN, James (GAITER IV, Tony pass from MORGAN, James)
	09:33	CHA - LEMAY, Benny 6 yd run (CRUZ, Jonathan kick), 11-75 5:23
	07:04	FIU - MAXWELL, N. 52 yd run (BORREGALES, J. kick), 4-75 2:29
	01:14	CHA - PHILLIPS, Chris 12 yd pass from KLUGH, Hasaan (CRUZ, Jonathan kick), 15-75 5:50

	FIU	CHA
<b>FIRST DOWNS</b>	21	28
<b>RUSHES-YARDS (NET)</b>	23-196	57-281
<b>PASSING YDS (NET)</b>	294	253
Passes Att-Comp-Int	32-25-0	22-16-1
<b>TOTAL OFFENSE PLAYS-YARDS</b>	55-490	79-534
Fumble Returns-Yards	1-61	0-0
Punt Returns-Yards	3-34	0-0
Kickoff Returns-Yards	2-16	2-23
Interception Returns-Yards	1-0	0-0
Punts (Number-Avg)	4-34.2	3-50.0
Fumbles-Lost	0-0	1-1
Penalties-Yards	6-47	7-65
Possession Time	24:05	35:55
Third-Down Conversions	2 of 8	5 of 12
Fourth-Down Conversions	0 of 0	3 of 4
Red-Zone Scores-Chances	4-4	5-6
Sacks By: Number-Yards	3-16	0-0

**RUSHING:** FIU-MAXWELL, N. 7-102; JONES, Anthony 11-72; PRICE, D'Vonte 5-22. Charlotte-LEMAY, Benny 30-159; MCALLISTER, A. 12-73; KLUGH, Hasaan 13-48; FINGER, Ishod 2-1.

**PASSING:** FIU-MORGAN, James 24-31-0-268; ALEXANDER, M. 1-1-0-26. Charlotte-KLUGH, Hasaan 16-22-1-253.

**RECEIVING:** FIU-ALEXANDER, M. 5-36; THORNTON, S. 4-61; SINGLETON, B. 4-38; MALONEY, Austin 3-107; PALMER, S. 2-23; WORTON, C. 2-12; JONES, Anthony 2-9; SCOTT, Darrius 1-6; PRICE, D'Vonte 1-1; MAXWELL, N. 1-1. Charlotte-TUCKER, Victor 4-115; KOFA, Workpeh 4-37; LEMAY, Benny 3-43; PHILLIPS, Chris 2-29; ARNOLD, Rico 1-11; TYLER, R.J. 1-9; RINGWOOD, Tyler 1-9.

**INTERCEPTIONS:** FIU-HALL, Dorian 1-0. Charlotte-None.

**FUMBLES:** FIU-None. Charlotte-FINGER, Ishod 1-1.

FIU (8-3,6-1) vs. Charlotte (4-7,3-4)

Date: Nov 17, 2018 • Site: Charlotte, N.C. • Stadium: Richardson Stadium  
Attendance: 13371

Kickoff time: 2:05 PM • End of Game: 5:13 PM • Total elapsed time: 3:08  
Officials: Referee: S. LaMantia; Umpire: Sarah Fleming; Linesman: Maia Chaka;  
Line judge: Joe Stahmer; Back judge: Tom Healey; Field judge: Joe Pester;  
Side judge: Tony Lombardo; Center judge: James Jones;  
Temperature: 60F • Wind: E 3mph • Weather: Sunny & Clear



## Box Score (Final) FIU Football Marshall vs FIU (Nov 24, 2018 at Miami, Fla.)

Score by Quarters	1	2	3	4	Total
Marshall	14	0	7	7	<b>28</b>
FIU	3	7	0	15	<b>25</b>

### Qtr Time Scoring play

1st	08:54	MAR - BRADY, Tyre 16 yd pass from GREEN, Isaiah (ROHRWASSER, J. kick), 6-80 2:01
	04:41	MAR - COBB, Omari 25 yd interception return (ROHRWASSER, J. kick)
	01:32	FIU - BORREGALES, J. 22 yd field goal, 7-70 3:09
2nd	11:25	FIU - JONES, Anthony 1 yd run (BORREGALES, J. kick), 10-56 4:03
3rd	01:23	MAR - DRAYTON, B. 0 yd blocked punt return (ROHRWASSER, J. kick)
4th	12:45	FIU - ALEXANDER, C. 8 yd run (ALEXANDER, C. pass from ALEXANDER, M.), 9-71 3:38
	08:42	MAR - BRADY, Tyre 3 yd pass from GREEN, Isaiah (ROHRWASSER, J. kick), 9-59 4:03
	04:47	FIU - MAXWELL, N. 1 yd run (BORREGALES, J. kick), 9-75 3:55

	MAR	FIU
<b>FIRST DOWNS</b>	21	25
<b>RUSHES-YARDS (NET)</b>	32-154	37-190
<b>PASSING YDS (NET)</b>	176	201
Passes Att-Comp-Int	27-18-2	38-25-2
<b>TOTAL OFFENSE PLAYS-YARDS</b>	59-330	75-391
Fumble Returns-Yards	0-0	0-0
Punt Returns-Yards	2-18	2-0
Kickoff Returns-Yards	3-34	1-25
Interception Returns-Yards	2-25	2-0
Punts (Number-Avg)	3-44.7	3-23.3
Fumbles-Lost	1-0	2-0
Penalties-Yards	6-60	3-17
Possession Time	27:31	32:29
Third-Down Conversions	5 of 10	4 of 14
Fourth-Down Conversions	0 of 0	2 of 2
Red-Zone Scores-Chances	2-5	4-5
Sacks By: Number-Yards	1-16	0-0

**RUSHING:** Marshall-KNOX, Brenden 19-109; ANDERSON, A. 7-36; WILLIAMS, M. 1-8; GREEN, Isaiah 2-6; EVANS, Sheldon 1-minus 1; TEAM 2-minus 4. FIU-MAXWELL, N. 9-96; PRICE, D'Vonte 8-45; JONES, Anthony 11-32; PHILLIPS, S. 5-18; ALEXANDER, C. 3-15; MORGAN, James 1-minus 16.

**PASSING:** Marshall-GREEN, Isaiah 18-27-2-176. FIU-MORGAN, James 21-33-2-177; ALEXANDER, C. 4-5-0-24.

**RECEIVING:** Marshall-BRADY, Tyre 5-45; LEVIAS, Armani 3-38; ANDERSON, A. 3-37; JOHNSON, Willie 3-25; OBIALO, Obi 2-33; HENRY, Artie 1-0; KNOX, Brenden 1-minus 2. FIU-WORTON, C. 5-62; ALEXANDER, M. 5-28; MALONEY, Austin 3-56; JONES, Anthony 3-10; PRICE, D'Vonte 3-10; PALMER, S. 2-9; SINGLETON, B. 1-10; MAXWELL, N. 1-10; SCOTT, Darrius 1-4; GAITER IV, Tony 1-2.

**INTERCEPTIONS:** Marshall-COBB, Omari 1-25; MOODY, Donyae 1-0. FIU-DAMES, Richard 2-0.

**FUMBLES:** Marshall-HENRY, Artie 1-0. FIU-ALEXANDER, M. 2-0.

Marshall (8-3,6-2) vs. FIU (8-4,6-2)

Date: Nov 24, 2018 • Site: Miami, Fla. • Stadium: Riccardo Silva  
Attendance: 14862

Kickoff time: 12:06 PM • End of Game: 3:06 • Total elapsed time: 3:00  
Officials: Referee: Ken Antee; Umpire: Chad Craig; Linesman: Bryan Baker;  
Line judge: Josiah Ford; Back judge: Nathan Jastram; Field judge: Chris Cockrell;  
Side judge: Tony Meyer; Center judge: Chris Burnette;  
Temperature: 81 • Wind: Calm • Weather: Sunny

# BOWL HISTORY



## 2010 LITTLE CAESARS PIZZA BOWL



### FIU 34, Toledo 32 (Dec. 26, 2010 at Detroit, Michigan)

Score by Quarters	1Q	2Q	3Q	4Q	Total
FIU (7-6)	0	7	14	13	34
Toledo (8-5)	7	14	3	8	32

## GRIFFIN KICKS FIU TO 34-32 PIZZA BOWL VICTORY

A Jack Griffin field goal as time expired gave FIU a 34-32 win in its first-ever bowl game in the Little Caesars Pizza Bowl, Sunday night at Ford Field in Detroit.

When it looked like Toledo had tied the contest with 1:14 to play, the Rockets elected to go for two and were successful, giving them a 32-31 lead. With less than a minute to go, FIU faced a fourth-and-17 situation and was able to pick it up with a hook-and-ladder play to T.Y. Hilton. Three plays later, sophomore kicker Jack Griffin sent the ball through the uprights as time expired to give FIU the victory.

Down 21-7 at halftime, the Panthers mounted a furious comeback, eventually taking a 31-24 lead, but the two point conversion by Toledo appeared to be too much to overcome for the Panthers. However, FIU's offense was up to the task, setting up the game-winning kick.

For the Panthers, Darriet Perry carried 16 times for 131 yards and two touchdowns. Greg Ellingson led all receivers with seven catches for 67 yards. Quarterback Wesley Carroll completed 16-of-27 passes for 140 yards and one score.

## 2011 BEEF 'O' BRADY'S BOWL



### MARSHALL 20, FIU 10

(Dec. 20, 2011 at Tampa, Florida)

Score by Quarters	1Q	2Q	3Q	4Q	Total
FIU (8-5)	7	3	0	0	10
Marshall (7-6)	3	7	0	10	20

## PANTHERS COME UP SHORT IN BEEF 'O' BRADY'S BOWL

A blocked punt by Marshall in the fourth quarter set up what proved to be the game-winning field goal as the FIU Panthers fell, 20-10, Tuesday night in the 2011 Beef 'O' Brady's Bowl.

With the game knotted at 10, Marshall's Zack Dunston blocked a punt that gave the Thundering Herd the football on the FIU 23-yard line. FIU's defense kept the Thundering Herd out of the endzone, but a 39-yard field goal gave Marshall a lead it would not give up.

For FIU, Hilton was named the team's MVP as he caught eight balls for 88 yards to go along with three carries for 23 yards and a touchdown. Senior quarterback Wesley Carroll completed 19-of-29 passes for 150 yards. On defense, Jordan Hunt had his best game as a Panther, racking up a career-best 13 tackles, including two for loss and one sack. Sam Miller added 11 tackles, and Richard Leonard had one interception.

## 2017 GASPARILLA BOWL



### TEMPLE 28, FIU 3

(Dec. 22, 2017 at Tampa, Florida)

Score by Quarters	1Q	2Q	3Q	4Q	Total
FIU (8-5)	0	0	3	0	3
Temple (7-6)	0	7	7	14	28

## FIU FALLS TO TEMPLE 28-3 IN GASPARILLA BOWL

Temple had three rushing touchdowns and one passing score to get past FIU, 28-3, in the Bad Boy Mowers Gasparilla Bowl on Thursday night at Tropicana Field in St. Petersburg.

The Owls got a 4-yard touchdown run by quarterback Frank Nutile in the second quarter and a 1-yard touchdown by David Hood near the end of the third quarter to build a 14-3 lead.

The Panthers' fortunes took a turn for the worse on their third offensive play of the game.

Quarterback Alex McGough ran through the Owls defense for a 17-yard pick up but sustained an injury to his left shoulder when he landed on the turf. McGough did not return and watched the remainder of the game on the sideline with a sling on his left shoulder.

McGough, a senior, finished his career as FIU's all-time leader in touchdown passes (65) and single-season record holder in pass attempts, completions, passing yards, passing TDs and total offense.





## TEAM RECORDS

### POINTS SCORED

High - 34 - vs. Toledo (2010 Little Caesars Pizza Bowl)  
Low - 3 - vs. Temple (2017 Gasparilla Bowl)

### POINTS ALLOWED

High - 32 - vs. Toledo (2010 Little Caesars Pizza Bowl)  
Low - 20 - vs. Marshall (2011 Beef O'Brady Bowl)

### POINTS SCORED IN 1ST HALF

High - 10 - vs. Marshall (2011 Beef O'Brady Bowl)  
Low - 0 - vs. Temple (2017 Gasparilla Bowl)

### POINTS ALLOWED IN 1ST HALF

High - 21 - vs. Toledo (2010 Little Caesars Pizza Bowl)  
Low - 7 - vs. Temple (2017 Gasparilla Bowl)

### POINTS SCORED IN 2ND HALF

High - 27 - vs. Toledo (2010 Little Caesars Pizza Bowl)  
Low - 0 - vs. Marshall (2011 Beef O'Brady Bowl)

### POINTS ALLOWED IN 2ND HALF

High - 21 - vs. Temple (2017 Gasparilla Bowl)  
Low - 10 - vs. Marshall (2011 Beef O'Brady Bowl)

### TOUCHDOWNS SCORED

High - 4 - vs. Toledo (2010 Little Caesars Pizza Bowl)  
Low - 0 - vs. Temple (2017 Gasparilla Bowl)

### TOUCHDOWNS ALLOWED

High - 4 - vs. Toledo/Temple (Little Caesars/Gasparilla Bowl)  
Low - 2 - vs. Marshall (2011 Beef O'Brady Bowl)

### TOTAL YARDS GAINED

High - 308 - vs. Toledo (2010 Little Caesars Pizza Bowl)  
Low - 251 - vs. Marshall (2011 Beef O'Brady Bowl)

### TOTAL YARDS ALLOWED

High - 436 - vs. Toledo (2010 Little Caesars Pizza Bowl)  
Low - 310 - vs. Marshall (2011 Beef O'Brady Bowl)

### PASSING YARDS GAINED

High - 169 - vs. Temple (2017 Gasparilla Bowl)  
Low - 140 - vs. Toledo (2010 Little Caesars Pizza Bowl)

### PASSING YARDS ALLOWED

High - 254 - vs. Temple (2017 Gasparilla Bowl)  
Low - 132 - vs. Toledo (2010 Little Caesars Pizza Bowl)

### RUSHING YARDS GAINED

High - 168 - vs. Toledo (2010 Little Caesars Pizza Bowl)  
Low - 88 - vs. Toledo/Temple (Little Caesars/Gasparilla Bowl)

### RUSHING YARDS ALLOWED

High - 304 - vs. Toledo (2010 Little Caesars Pizza Bowl)  
Low - 84 - vs. Marshall (2011 Beef O'Brady Bowl)

### FIELD GOALS ATTEMPTED

High - 2 - vs. Temple (2017 Gasparilla Bowl)  
Low - 1 - vs. Marshall (2011 Beef O'Brady Bowl)

### FIELD GOALS MADE

High - 2 - vs. Toledo (2010 Little Caesars Pizza Bowl)  
Low - 1 - vs. Marshall (2011 Beef O'Brady Bowl)

### PUNTS

High - 8 - vs. Marshall (2011 Beef O'Brady Bowl)  
Low - 6 - vs. Toledo (2010 Little Caesars Pizza Bowl)

### TURNOVERS FORCED

High - 4 - vs. Toledo (2010 Little Caesars Pizza Bowl)  
Low - 0 - vs. Temple (2017 Gasparilla Bowl)

### TURNOVERS LOST

High - 3 - vs. Temple (2017 Gasparilla Bowl)  
Low - 1 - vs. Toledo (2010 Little Caesars Pizza Bowl)

### DEFENSIVE TOUCHDOWNS

High - 0 - vs. Temple (2017 Gasparilla Bowl)  
Low - 0 - vs. Temple (2017 Gasparilla Bowl)

### INTS EARNED

High - 3 - vs. Toledo (2010 Little Caesars Pizza Bowl)  
Low - 0 - vs. Temple (2017 Gasparilla Bowl)

### INTS THROWN

High - 2 - vs. Temple (2017 Gasparilla Bowl)  
Low - 0 - vs. Marshall (2011 Beef O'Brady Bowl)

### FUMBLES FORCED

High - 2 - vs. Temple (2017 Gasparilla Bowl)  
Low - 1 - vs. Marshall (2011 Beef O'Brady Bowl)

### FUMBLES RECOVERED

High - 1 - vs. Temple (2017 Gasparilla Bowl)  
Low - 0 - vs. Marshall (2011 Beef O'Brady Bowl)

### FUMBLES LOST

High - 1 - vs. Temple (2017 Gasparilla Bowl)  
Low - 0 - vs. Toledo (2010 Little Caesars Pizza Bowl)

### SACKS EARNED

High - 2 - vs. Toledo (2010 Little Caesars Pizza Bowl)  
Low - 1 - vs. Temple (2017 Gasparilla Bowl)

### SACKS ALLOWED

High - 7 - vs. Temple (2017 Gasparilla Bowl)  
Low - 2 - vs. Marshall (2011 Beef O'Brady Bowl)

## PLAYER RECORDS

### TOUCHDOWNS

2 - T.Y. Hilton & Darriet Perry - vs. Toledo (2010 Little Caesars Pizza Bowl)

### PASSING

TDs - 1 - Wes Carroll - vs. Toledo (2010 Little Caesars Pizza Bowl)  
Yards - 162 - Maurice Alexander - vs. Temple (2017 Gasparilla Bowl)  
Completions - 19 - Wes Carroll - vs. Marshall (2011 Beef O'Brady Bowl)  
Attempts - 33 - Maurice Alexander - vs. Temple (2017 Gasparilla Bowl)  
INTs - 3 - Maurice Alexander - vs. Temple (2017 Gasparilla Bowl)  
Long - 20 - Maurice Alexander - vs. Temple (2017 Gasparilla Bowl)

### RUSHING

TDs - 2 - Darriet Perry - vs. Toledo (2010 Little Caesars Pizza Bowl)  
Yards - 132 - Darriet Perry - vs. Toledo (2010 Little Caesars Pizza Bowl)  
Attempts - 16 - Darriet Perry - vs. Toledo (2010 Little Caesars Pizza Bowl)  
Long - 74 - Darriet Perry - vs. Toledo (2010 Little Caesars Pizza Bowl)

### RECEIVING

TDs - 1 - T.Y. Hilton - vs. Toledo (2010 Little Caesars Pizza Bowl)  
Yards - 88 - T.Y. Hilton - vs. Marshall (2011 Beef O'Brady Bowl)  
Catches - 8 - T.Y. Hilton - vs. Marshall (2011 Beef O'Brady Bowl)  
Long - 20 - Austin Maloney & Julian Williams - vs. Temple (2017 Gasparilla Bowl)

### TACKLES

Total - 13 - Jordan Hunt - vs. Marshall (2011 Beef O'Brady Bowl)  
Solos - 13 - Jordan Hunt - vs. Marshall (2011 Beef O'Brady Bowl)  
Assisted - 6 - Niko Gonzalez - vs. Temple (2017 Gasparilla Bowl)

### OTHER DEFENSIVE STATS

Defensive TDs - N/A  
Sacks - 2 - Jarvis Wilson - vs. Toledo (2010 Little Caesars Pizza Bowl)  
INTs - 2 - Kreg Brown - vs. Toledo (2010 Little Caesars Pizza Bowl)  
Forced Fumbles - 1 - Chuck Grace - vs. Toledo (2010 Little Caesars Pizza Bowl)  
Rec. Fumbles - 1 - Bryce Canady - vs. Temple (2017 Gasparilla Bowl)

### SPECIAL TEAM STATS

Field Goals - 2 - Jack Griffin - vs. Toledo (2010 Little Caesars Pizza Bowl)  
Field Goal Long - 46 - Jack Griffin - vs. Marshall (2011 Beef O'Brady's Bowl)  
Punts - 8 - Josh Brisk - vs. Marshall (2011 Beef O'Brady's Bowl)  
Punt Long - 53 - Josh Brisk - vs. Toledo (2010 Little Caesars Pizza Bowl)  
Punt TDs - N/A  
Kick Returns - 5 - T.Y. Hilton - vs. Toledo (2010 Little Caesars Pizza Bowl)  
Kick TDs - 1 - T.Y. Hilton - vs. Toledo (2010 Little Caesars Pizza Bowl)  
Return Long - 98 - T.Y. Hilton - vs. Toledo (2010 Little Caesars Pizza Bowl)