

FIU FOOTBALL GAME NOTES



FIU PANTHERS (6-3, 4-1 C-USA) vs UTSA ROADRUNNERS (3-6, 2-3 C-USA)

NOV. 10, 2018 >> ALAMODOME (64,000) >> SAN ANTONIO, TEXAS >> 7:00 PM ET >> ESPN+

FIU

FIUsports.com

2018 STAT BREAKDOWN			
33.7	PTS/GM		15.8
25.1	PTS ALLOWED/GM		31.3
166.6	RUSH/GM		93.3
241.3	PASS/GM		149.2
407.9	OFF YDS/GM		242.6
391.7	DEF YDS/GM		416.9

UTSA

GOUTSA.com

RECORD & SCHEDULE	
OVERALL RECORD:	6-3
C-USA RECORD:	4-1
NON-CONFERENCE:	2-2
HOME:	4-2
AWAY:	2-1
NEUTRAL:	0-0

FIU QUICK HITS

Head Coach:Butch Davis
 2018 Record:6-3
 Record at FIU (Years):14-8 (2)
 Overall Record (Years):93-51 (12)

UTSA QUICK HITS

Head Coach:Frank Wilson
 2018 Record:3-6
 Record at UTSA (Years):15-18 (3)
 Overall Record (Years):15-18 (3)

2018 SCHEDULE

Date	Opponent	TV/Online	Time/Result
9.1	INDIANA	CBSSN	L/28-38
9.8	at Old Dominion*	beIN	W/28-20
9.15	UMASS	beIN	W/63-24
9.22	at #21/20 Miami (Fla.)	ESPN2	L/17-31
9.29	ARKANSAS-PINE BLUFF	ESPN+	W/55-9
10.13	MIDDLE TENNESSEE*	beIN	W/24-21
10.20	RICE*	ESPN+	W/36-17
10.27	at WKU*	beIN	W/38-17
11.3	FLORIDA ATLANTIC*	Stadium	L/14-49
11.10	at UTSA*	ESPN+	7 p.m.
11.17	at Charlotte*	ESPN3	2 p.m.
11.24	MARSHALL*	Stadium/FB	12 p.m.

>> QUICK NOTES VS UTSA

WORTH NOTING

>> FIU is looking to get back in the win column as the Panthers take on UTSA on Saturday, Nov. 10 at 7 p.m. ET on the road.

>> FIU fell to rival Florida Atlantic last week by a score of 49-19.

FROM THE FIELD

>> QB James Morgan is tied for Alex McGough's single-season passing touchdown mark of 21 TDs set in 2015.

>> QB James Morgan's 21 passing touchdowns this season is tied for 12th in the NCAA and first the C-USA.

INSIDE THE SERIES

>> This week's meeting between the Panthers and the Roadrunners is just the third meeting between the two programs. Both home teams have held serve in the series

>> FIU won a defensive struggle at home last season, 14-7.

* Conference USA Game

All Home Games Played at Riccardo Silva Stadium
 All Times Eastern and Subject to Change

>> BY THE NUMBERS

8+ Teams in the second year under Butch Davis have all won at least eight games (Miami - 9, Cleveland Browns - 9, UNC - 8).

6 FIU earned six wins after defeating WKU last week, marking the earliest date (Oct. 27) the Panthers have been bowl eligible in program history.

0 FIU has not lost a game this season when holding a lead entering the fourth quarter, sporting a 5-0 mark this season.

THIS WEEK IN THE C-USA

Date	Matchup	TV	Time
11.10	Charlotte at Marshall	ESPN+	2:30 p.m.
11.10	Middle Tennessee at UTEP	ESPN+	3:00 p.m.
11.10	North Texas at Old Dominion	ESPN3	3:30 p.m.
11.10	WKU at Florida Atlantic	Stadium	5:00 p.m.
11.10	Rice at Louisiana Tech	ESPN+	7:00 p.m.
11.10	FIU at UTSA	ESPN+	7:00 p.m.
11.10	Southern Miss at UAB	beIN Sports	7:30 p.m.

FIU ATHLETIC COMMUNICATIONS

TYSON RODGERS (FB, WBB, SB, WSOC)
 Director of Sports Information
 E-Mail: Tyson.Rodgers@FIU.edu
 Office Phone: 305-348-2084
 Cell Phone: 662-418-2982
 Twitter: @tysonrodgers

TYLER BRAIN (SECONDARY FB, BSB, WG)
 Athletic Communications Assistant
 E-Mail: tbrain@fiu.edu
 Office Phone: 305-348-2084
 Cell Phone: 256-616-3097
 Twitter: @Tyler_Brain



EXPERIENCE THE ACTION

>> TV/STREAM



TV: ESPN+
 Pxp: Lincoln Rose
 Color: Ladarrin McLane
 Sidelines: Tina Nguyen

>> RADIO




Radio: 610 WIOD
 Pxp: A.J. Ricketts
 Color: Kenny Kelly

>> LIVE STATS



Visit FIUsports.com for up to date links on how to follow the contest via live stats online.

>> SOCIAL MEDIA



FIU MEDIA SCHEDULE - UTSA WEEK

5 MONDAY

Panther Talk With Coach Davis
12:30 p.m. ET
Graham Center

Off Day
(No Availability)

6 TUESDAY

Practice
8:30-10:45 a.m. ET

Media Availability
Select coaches and players will be made available

7 WEDNESDAY

Practice
8:30-10:45 a.m. ET

Media Availability
Select coaches and players will be made available

8 THURSDAY

Practice
8:30-10:45 a.m. ET

Media Availability
Closed to media

9 FRIDAY

Team Walk Through
Closed to media

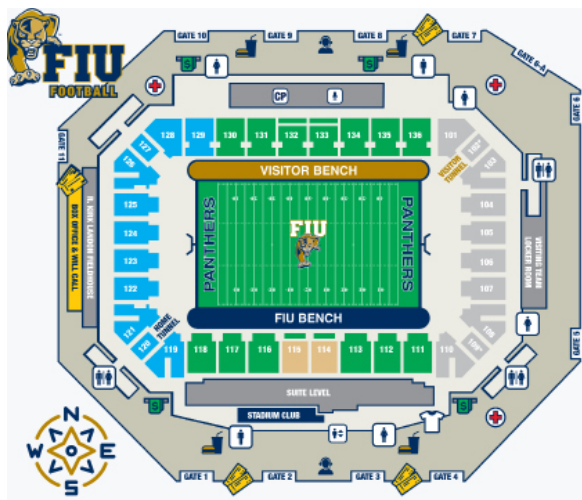
10 SATURDAY

FIU vs. UTSA
7:00 p.m. ET
ESPN+

11 SUNDAY

No Availability

STADIUM INFO & DIRECTIONS



Ricardo Silva Stadium Address
11200 SW 8th Street
Miami, FL 33199
Modesto A. Maidique Campus

DIRECTIONS

From Miami International Airport:

Take the I-836 WEST exit from the Airport
Follow the I-836 to the Florida Turnpike
Take the Florida Turnpike SOUTH exit
Follow the Florida Turnpike SOUTH to the Bird Road exit (SW 40th Street)

Take the SW 40th Street exit EAST to SW 117th Avenue
Turn left onto SW 117th Avenue
Follow SW 117th Avenue north to SW 2100 Block

At Miami Dade Fair & Exposition back entrance, turn right

From W Palm Beach/Broward County or the Florida Turnpike north:

Take the Florida Turnpike SOUTH
Follow the Florida Turnpike SOUTH to the Bird Road exit (SW 40th Street)

Take the SW 40th Street exit EAST to SW 117th Avenue
Turn left onto SW 117th Avenue
Follow SW 117th Avenue north to SW 2100 Block

At Miami Dade Fair & Exposition back entrance, turn right

SEATING	GATE INFORMATION	ACCOMMODATIONS
CLUB LEVEL	GATE 1	TICKET SALES
SIDELINE	GATE 2	BOX OFFICE/WILL CALL
ENDZONE GA	GATE 3	GUEST SERVICES
STUDENT SECTION	GATE 4	CONCESSIONS
NON-ALCOHOL SECTION*	GATE 5	FIRST AID
	GATE 6/6-A	ATM
	GATE 7	RESTROOMS
	GATE 8	ELEVATORS
	GATE 9	MERCHANDISE
	GATE 10	RADIO BOOTH
	GATE 11	COMMAND POST

COACH BUTCH DAVIS

PANTHER TALK SHOW

Each Monday of the 2018 football season, head coach Butch Davis will sit down with A.J. Ricketts for Panther Talk. The interview will be streamed live on FIU Athletics' Facebook page.

POST PRACTICE INTERVIEWS

Head coach Butch Davis is available for on-field interviews at the end of practices. For out-of-town interviews with Coach Davis, please contact Tyson Rodgers (tyson.rodgers@fiu.edu).

POST GAME INTERVIEWS

Head coach Butch Davis' post game press conferences will be held in the team meeting room for home games. A designated staff member will escort those when needed to the location. For road games, Davis' post game press conferences will be held in the visiting interview room or outside the locker room.

PLAYERS/ASSISTANTS

POST PRACTICE

All interview requests with players and assistant coaches should be made prior to practice for approval by Tyson Rodgers (tyson.rodgers@fiu.edu).

POST GAME INTERVIEWS

Player requests for post game interviews will be taken in the fourth quarter. For home games, players will be available following Coach Butch Davis' press conference in the team meeting room. For road games, players will be available after Davis' press conference outside of the locker room.


The locker room is **OFF LIMITS** to the media for all games. FIU players **MAY NOT** be approached on the field.

FIU ATHLETIC COMMUNICATIONS



TYSON RODGERS

Director of Athletic Communications
(FB, WBB, SB, WSOC)
Office: 305-348-2084
Cell: 662-418-2982
Email: tyson.rodgers@fiu.edu



MIKE HOGAN

Director of Athletic Communications
(MBB, MSOC, VB, BEACH VB)
Office: 305-348-1496
Cell: 813-469-0616
Email: mihogan@fiu.edu



CHRIS SANTIAGO

Senior Multimedia Producer
(Video Coordinator)
Office: 305.348.6666
Email: chsantia@fiu.edu



A.J. RICKETTS

Multimedia Assistant/ Voice of the Panthers
(TF, XC)
Cell: 850.898.4914
Email: arick014@fiu.edu



TYLER BRAIN

Athletic Communications Assistant
(Secondary FB, BSB, WG)
Office: 305.348.2084
Cell: 256.616.3097
Email: tbrain@fiu.edu



AMANDA ALVAREZ

Athletic Communications Assistant
(SBD, WTN)
Email: amanalva@fiu.edu



DIANA PADILLA

Athletic Communications Assistant
(WSOC, SB)
Email: dpadi009@fiu.edu



LIVE STATS

Live statistics available on FIUSports.com (<http://www.sidearmstats.com/FIU/football/media>). Stat monitors featuring StatBroadcast will be made available.

MEDIA CREDENTIALS

Credentials for FIU home football games are for working media only. Requests for media credentials should be made by contacting Michael Hogan via email at mihogan@fiu.edu in the FIU Athletics Media Relations office. Requests from media covering visiting teams will be confirmed first with each opponent's sports information contact.

All credentials that cannot be mailed will be left at Media Will Call, which is located at Gate II (just north of the Field House). Will call will open two (2) hours prior to kickoff. Members of the media picking up credentials at Will Call must provide photo identification and the name must match the name on the credential.

PHOTOGRAPHERS

Photo credentials are issued on a game-by-game basis. FIU will adhere to all NCAA guidelines regarding sideline photography that limit shooting to outside the restraining line enclosing the playing field and outside the 25-yard lines.

PARKING

Preferred parking at Riccardo Silva Stadium is extremely limited. Media requesting parking should contact Athletic Media Relations well in advance. Media parking is located in the CSC lot (enter through 117th, located west of the Riccardo Silva Stadium).

PHONE LINES

A limited number of phone lines are available in the press box for media. FIU provides an ISDN, and Ethernet connection and one business telephone line free of charge to the primary visiting radio outlet.

WIRELESS INTERNET

The Riccardo Silva Stadium press box offers free wireless Internet service to media members. Instructions will be provided in the press box on game day.

PRACTICE POLICIES

During the season practices are normally conducted at Riccardo Silva Stadium. The first 20 minutes of practice and the last 20 minutes of practice are open to the media. Photographers and videographers should contact the FIU Athletic Communications staff for days and times to shoot practice.

FIU QUICK FACTS

UNIVERSITY INFORMATION

Location:.....Miami, Florida
 Founded/Opened:.....1965/1972
 Enrollment:.....54,000
 Nickname:.....Panthers
 Mascot Name:.....Roary
 School Colors:.....Blue (PMS 282) & Gold (PMS 871)
 Conference:.....Conference USA
 School President:.....Dr. Mark B. Rosenberg
 Director of Sports & Entertainment:.....Pete Garcia
 Team Twitter:.....@FIUFootball
 Athletics Twitter:.....@FIUAthletics
 Website:.....FIUSports.com
 Conference Website:.....ConferenceUSA.com

STADIUM INFORMATION

Venue Name:.....Riccardo Silva Stadium (20,000)
 Surface:.....Field Turf
 First Year:.....2008
 First Game at Site:.....vs. UCF (Sept. 20, 2008)
 Largest Crowd:.....22,682 vs. Duke (Oct. 1, 2011)
 Ticket Office Phone:.....(305) FIU-GAME (348-4263)

2018 PANTHERS

2017 Record:.....8-5
 2017 C-USA Record/Finish:.....5-3/2nd East
 Last Bowl Appearance:.....2017 Gasparilla Bowl
 Base Offense:.....Pro Set
 Base Defense:.....Multiple 4-3
 Letterwinners Returning/Lost:.....55/21
 Returning Starters:.....13
 Offense:.....7
 Defense:.....4
 Special Teams:.....2
 Newcomers:.....31
 True Freshmen:.....24

TEAM HISTORY

First Year of Football:.....2002
 All-Time Record:.....54-128 (17 Years)
 # - All-Time Record:.....64-128 (17 Years)
 All-Time C-USA Record:.....16-24 (5 Years)
 All-Time Sun Belt Record:.....20-37 (8 Years)
 All-Time Home Record:.....41-52
 All-Time Road Record:.....22-73
 Versus AP Top 25:.....0-8
 Bowl Appearances:.....3 (2010, 2011, 2017)
 Bowl Record:.....1-2
 Most Single-Season Wins:.....8 (2011, 2017)
 NFL Draft Picks:.....10

- wins in 2003 (2-10), 2004 (3-7) and 2005 (4-6) were vacated.

LAST TIME OUT...

FIU held tight with Florida Atlantic until the Owls pulled away with a 28-point fourth quarter to claim the Shula Bowl for the second-straight season.

James Morgan threw for two touchdowns to tie Alex McGough's 2015 campaign of 21 passing touchdowns.

EARLY BOWLING FOR FIU...

FIU won its sixth game against WKU on Oct. 27, marking the earliest that a Panther squad has become bowl eligible in program history.

This is only the fourth time FIU has been bowl eligible and second-straight season under head coach Butch Davis.

KING OF THE JUNGLE...

If FIU wins on Saturday, Nov. 10, the Panthers will have secured seven wins in the fastest time period of any team in program history.

THE BOWL PICTURE SO FAR...

Bowl eligible (5): FIU, LA Tech, Middle Tennessee, North Texas and UAB
 Only one win needed (1): Marshall
 In the hunt (4): Charlotte, USM, FAU, UTSA

C-USA 2018 Bowl Games

Bowl	Location	Date
New Mexico Bowl+	Albuquerque, NM	12/15
New Orleans Bowl+	New Orleans, LA	12/15
Boca Raton Bowl+	Boca, FL	12/18
Frisco Bowl*	Frisco, TX	12/19
Gasparilla Bowl^+	Tampa, FL	12/20
Bahamas Bowl+	Nassau, BAH	12/21
Hawaii Bowl+	Honolulu, HI	12/22
First Responders Bowl^+	Dallas, TX	12/26
Independence Bowl*	Shreveport, LA	12/27

+ C-USA primary bowl games
 * C-USA secondary bowl games
 ^ Gasparilla OR First Responders

BIG PLAY CATS...

The big play FIU offense has produced more plays of 40 yards or longer (13) and 50 yards or longer (9) than any other team in the C-USA. The Panthers' 6.3 yards per play average also ranks third in the league

LAST TIME AGAINST UTSA...

FIU held the Roadrunners to just 261 yards of offense as the Panthers won 14-7 to become for bowl-eligible for the first time since 2011.

LATE-GAME PANTHERS...

Over the course of the 2018 season, the Panthers have outscored foes 62-48 in fourth quarter.

During the first seven games, the Panthers had not allowed a fourth quarter touchdown since the 2017 bowl game.

Furthermore, if the Panthers hold a lead heading into the fourth quarter, FIU is 5-0 this season.

FIU Fourth Quarter Scoring

Date	Opponent	FIU 4Q Scoring
9/1	Indiana	7-3
9/8	Old Dominion	0-0
9/15	UMass	7-0
9/22	Miami	17-0
9/29	UAPB	0-3
10/13	Middle Tennessee	11-0
10/20	Rice	10-0
10/27	WKU	10-14
11/3	FAU	0-28

WELCOME BACK, MR. JONES...

After missing the last seven games due to injuries sustained from a drive-by shooting, redshirt junior Anthony Jones made his return to the Panther lineup against Florida Atlantic on Nov. 3.

Jones rushed for 31 yards on eight carries against the Owls in his return to the football field. The running back rushed for 88 yards and two touchdowns against Indiana, a week before being sidelined due to injuries from a gunshot wounds.

SPORTSCENTER TOP PLAY..

After a sensational Odell Beckham-esque catch, sophomore Bryce Singleton earned the top spot for SportsCenter's Top 10 plays on Saturday, Nov. 3.

Singleton finished the game with 97 yards and one incredible touchdown catch.

THROW IT TO WORTON...

Redshirt junior CJ Worton has been highly productive this season, catching 27 passes for 536 yards. Worton averages 19.9 yards per catch, which ranks second in the league.

BUTCH MESSES WITH TEXAS...

Butch Davis has had success against teams from the Lone Star State, with the head coach owning a 5-0 record all-time against Texas schools dating back to his coaching days at Miami.

Davis Against Texas Schools

Date	Opponent	Score
11/4/95	Baylor	W/35-14
8/30/97	at Baylor	W/45-14
9/23/17	at Rice	W/13-7
11/4/17	UTSA	W/14-7
10/20/18	Rice	W/36-17
11/10/18	at UTSA	???

WELCOME TO THE ENDZONE...

A pair of freshmen earned their first career touchdowns against UMass as tight end Sterling Palmer and linebacker Rocky Jacques-Louis found the endzone in their own unique way.

For Palmer the score came on a 16-yard strike as the big man hauled in his first touchdown at the back of the endzone.

For Jacques-Louis, the linebacker earned a pick-6 after taking an errant UMass pass 59 yards the other way for a score.

YEAR TWO SUCCESS FOR DAVIS...

The FIU football program enters año dos in the Butch Davis era, which historically has been a very good season for Davis during his head coaching career.

At Miami (1996), Davis led the team to a 9-3 record and a share of the Big East title, while at North Carolina (2008) he turned around the Tar Heels for an 8-5 mark and earned the program's first ranking in almost seven years.

Furthermore, Davis earned success in his second season with the Cleveland Browns as well, as he led the squad to a 9-7 record and a NFL playoff berth in 2002 -- the last since for the organization.

School (Affiliation)	Year	Record
FIU (NCAA)	2018	6-2
North Carolina (NCAA)	2008	8-5
Cleveland Browns (NFL)	2002	9-7
Miami (NCAA)	1996	9-3

MOVING THE CHAINS...

FIU has moved the chains on third downs this season, converting 58-of-121 attempts to earn a 47.9% conversion rate. That total ranks first in the C-USA and 13th in the nation.

STRIVING FOR HISTORY...

FIU has only earned back-to-back winning seasons once in the program's history, with the 2010 and 2011 squads stringing together consecutive winning seasons.

Furthermore, the Panthers have only earned seven or more wins three times over the course of 16 years.

Winning Seasons at FIU

Year	Head Coach	Record
2018	Butch Davis	6-3
2017	Butch Davis	8-5
2011	Mario Cristobal	8-5
2010	Mario Cristobal	7-6

THE FUTURE IS BRIGHT...

Head coach Butch Davis had quite the haul for his first recruiting class at FIU, with the Panthers topping C-USA with the best recruiting class in the league. Additionally the 2018 class ranked 67th nationally.

Top Recruits From Class of 2018

No.	Player	Pos.	Yr.	Rating
93	Teair Tart	DL	R-Jr.	4*
97	Tayland Humphrey	DL	R-Jr.	4*
44	Cadarius Gaskin	WR	Fr.	3*
26	Jamal Anderson	DB	Fr.	3*
52	Donovan Georges	LB	Fr.	3*
77	D'Antne Demery	OL	So.	3*
88	Sterling Palmer	TE	Fr.	3*

CALL IT A COMEBACK...

Trailing 17-0, the Panthers mounted a furious comeback on Sept. 8 as FIU came from behind to down Old Dominion, 28-20. The 17-0 deficit to start the game was the second-largest comeback in program history.

Largest Deficits Overcome to Begin a Game

Date	Opponent	Deficit	Final
11/9/02	Albany	20-0	35-26
9/8/18	at Old Dominion	17-0	28-20
12/26/10	vs. Toledo	14-0	34-32
11/14/09	North Texas	14-0	35-28
12/3/05	Middle Tennessee	14-0	35-31
9/27/08	at Toledo	13-0	35-16
9/11/04	at Youngstown State	13-0	22-16 (OT)
10/15/16	at Charlotte	12-0	27-26

TEAM COMPARISON

SERIES HISTORY

Overall:	Tied, 1-1
In Miami:	1-0
In San Antonio:	0-1
First Meeting:	10/11/14 at UTSA (L/16-13)
Last Meeting:	11/4/17 vs UTSA (W/14-7)
Last FIU Win:	14-7 (11/4/17)
Last UTSA Win:	16-13 (10/11/14)

STAT BREAKDOWN

Category	FIU	UTSA
Points/Game	33.7	18.5
First Downs	180	129
Rushing Yards/Game	166.6	93.3
Passing Yards/Game	241.3	149.2
Total Off. Yards/Game	418.4	242.6
Total Yards Allowed/Game	407.9	416.9
Third Down Conv.	47.9%	32.8%
Turnovers Gained	13	18
Turnovers Lost	10	11
Red Zone Offense	76.7%	90.0%
Red Zone Defense	83.3%	96.7%
Time of Possession/Game	30:42	28:10
Penalty Yards/Game	41.00	36.89

NCAA RANKING

Category	FIU	UTSA
Points/Game	32nd	127th
First Downs	t83rd	138th
Rushing Yards/Game	71st	124th
Passing Yards/Game	58th	119th
Total Off. Yards/Game	68th	129th
Total Yards Allowed/Game	62nd	68th
Third Down Conv.	13th	121st
Turnovers Gained	67th	16th
Turnovers Lost	24th	33rd
Red Zone Offense	83rd	t21st
Red Zone Defense	105th	127th
Time of Possession/Game	52nd	98th
Penalty Yards/Game	13th	4th

Stats as of October 29th, 2018

PANTHER TRENDS

LEADING/TRAILING/TIED

Leading At Half:	4-0
Trailing At Half:	2-3
Tied At Half:	0-0
Leading After 3rd Quarter:	5-0
Trailing After 3rd Quarter:	1-3

SCORING

Scores First:	4-1
Opponent Scores First:	2-2
Shutout at Half:	0-1
Holds Opp. Scoreless at Half:	0-0
Scores 20+ Points:	6-1
Scores Under 20 Points:	0-2
Allows 20+ Points:	3-3
Holds Opp. Under 20 Points:	3-0

TOTAL YARDS

Less Than 300 Yards:	0-2
400+ Total Offense:	2-0
500+ Total Offense:	1-0
600+ Total Offense:	1-0
Hold Opp. Less Than 300 Yards:	2-0
Allow Opp. 400+ Yards:	1-3
Allow Opp. 500+ Yards:	0-1
Allow Opp. 600+ Yards:	0-0

RUSH YARDS

Less Than 100 Yards:	1-2
100+ Yards Rushing:	2-1
200+ Yards Rushing:	2-0
300+ Yards Rushing:	1-0
Holds Opp. Under 100 Yards:	1-0
Allows 100+ Yards Rushing:	5-0
Allows 200+ Yards Rushing:	0-2
Allows 300+ Yards Rushing:	0-0

PASS YARDS

Less Than 200 Yards:	1-2
200+ Yards Passing:	2-1
300+ Yards Passing:	3-0
400+ Yards Passing:	0-0
500+ Yards Passing:	0-0
Holds Opp. Under 200 Yards:	4-1
Allows 200+ Yards Passing:	1-2
Allows 300+ Yards Passing:	1-0
Allows 400+ Yards Passing:	0-0
Allows 500+ Yards Passing:	0-0

TURNOVERS

Has 0 Turnovers:	3-0
Has 1 Turnover:	1-1
Has 2 Turnovers:	1-0
Has 3+ Turnovers:	0-2
Forces 0 Turnovers:	1-1
Forces 1 Turnover:	2-1
Forces 2 Turnovers:	1-1
Forces 3+ Turnovers:	2-0

LEWIS AMONG NATION'S BEST...

Redshirt junior Sage Lewis has earned 96 tackles this season, averaging 10.7 tackles per contest. That total ranks first in the C-USA and 17th in the nation.

C-USA Leaders in Tackles Per Game

No.	Player	Team	TPG
1.	Sage Lewis	FIU	10.7
2.	AJ Hotchkins	UTEP	10.1
3.	Ben Holt	WKU	9.8
4.	Chase Hancock	Marshall	9.4
5.	E.J. Ejaya	North Texas	9.4

PANTHERS OVER 100 ONCE AGAIN...

FIU has had three 100-yard rushers this season, with all three being different Panthers. The Panthers have not achieved the feat since the trio of Kendrick Rhodes, Jake Medlock and Jeremiah Harden each earned 100-yard games in 2012.

FIU Players to Rush Over 100 Yards in 2018

Date	Player	Yards
9/15/18	Shawndarrius Phillips (vs. UMass)	117
9/15/18	Napoleon Maxwell (vs. UMass)	104
9/29/18	D'Vonte Price (vs. UAPB)	110
10/27/18	D'Vonte Price (at WKU)	119

ALEXANDER MAKES HISTORY...

Wideout Maurice Alexander made history against UMass on Sept. 15, becoming the first Panther to score a receiving and punt return touchdown in the same game. Alexander scored on a 38-yard strike, before putting on a juke-clinic on a 69-yard punt return for a score later in the game.

DOUBLE 100...

The Panthers had two running backs rack up over 100 yards against UMass, marking the first time FIU has had two players rush over the century mark since last season against UMass. Junior Shawndarrius Phillips lead the way with 117 yards, while redshirt senior Napoleon Maxwell rushed for a season-high 104 yards on the ground.

HALL SHINES IN OPENER...

Redshirt freshman Dorian Hall had quite the game to open his FIU career, as the safety earned one interception while making six tackles in his first start as a Panther. Hall's interception also marked a significant milestone, as he became the first freshman since 2002 to earn a pick in a season opener.

Freshmen Who've Earned INT in Season Opener

Player	Opponent	Year
Nick Turnbull	St. Peter's	2002
Gentry Jackson	St. Peter's	2002
Dorian Hall	Indiana	2018

SAGE AGAINST THE MACHINE...

Redshirt junior Sage Lewis earned a monster game against Indiana, becoming a tackling machine against the Hoosiers to earn 18 total tackles for the game. The linebacker's total is tied for first in the nation, while tying for fifth-most in a single game at FIU.

Most Tackles in a Single Game

No.	Player	Date	Tackles
1.	John Haritan	9/11/04	21
2.	Keyonvis Bouie	10/28/06	20
3.	Michael Dominguez	11/17/07	19
t3.	Keyonvis Bouie	11/5/06	19
5.	Sage Lewis	9/1/18	18
t5.	Keyonvis Bouie	12/3/06	18
t5.	Keyonvis Bouie	11/18/06	18
t5.	Keyonvis Bouie	10/20/06	18
9.	Winston Fraser	10/18/11	17
10.	Wendy Napoleon	10/7/06	16
t10.	John Haritan	10/26/02	16
t10.	Nick Turnbull	9/7/02	16

WILSON IN THE RECORD BOOKS...

Stone Wilson is one of FIU's greatest punters of all-time, securing the top spot in career punts (189) and career punt yards (7,679), while ranking third in yards-per-punt (40.6).

Career Punts

1.	189	Stone Wilson (189-7,679)	2015-Present
2.	176	Josh Brisk (176-7,119)	2010-12
3.	163	Doug Jones (163-5,907)	2002-04
4.	142	Carlos Munera (142-5,968)	2008-09
5.	129	Chris Cook (129-4,949)	2006-07

Career Punt Yards

1.	7,679	Stone Wilson (189-7,679)	2015-Present
2.	7,119	Josh Brisk (176-7,119)	2010-12
3.	5,968	Carlos Munera (142-5,968)	2008-09
4.	5,907	Doug Jones (163-5,907)	2002-04
5.	4,949	Chris Cook (129-4,949)	2006-07

Career Average Per Punt (Minimum 60 punts)

1.	42.03	Carlos Munera (142-5,968)	2008-09
2.	40.60	Stone Wilson (189-7,679)	2015-Present
3.	40.55	Josh Brisk (176-7,119)	2010-12
4.	38.36	Chris Cook (129-4,949)	2006-07
5.	36.57	Chris Patullo (67-2,450)	2005-06

HIP HIP JOSE...

Redshirt sophomore Jose Borregales nailed three 40-plus yard field goals against Middle Tennessee, including a school-record 53-yarder to end the first half.

Borregales totaled 11 of FIU's 24 points to push the Panthers past the Blue Raiders 24-21. For his efforts, Borregales was awarded the C-USA Special Teams Player of the Week honor.



12 >> JAMES MORGAN

6-4 ■ Junior ■ Quarterback
Green Bay, Wisconsin ■ Bowling Green

CAREER HIGHS

Single Game

Pass TDs:.....5, vs. Toledo (10/15/16)
Pass Yards:.....389, vs. Miami (OH) (10/22/16)
Completions:.....30, vs. Miami (OH) (10/22/16)
Attempts:.....49, vs. Miami (OH) (10/22/16)
Long Pass:.....75, vs. Miami (OH) (10/22/16)
Rush Yards:.....13, last vs. Rice (10/20/18)
Rush Yards:.....11 vs. Ohio (10/8/16)

Season

Pass TDs:.....19 at FIU (2018)
Pass Yards:.....2,282 at Bowling Green (2016)
Completions:.....183 at Bowling Green (2016)
Attempts:.....326 at Bowling Green (2016)
Rush Yards:.....11 at FIU (2018)
Rush Attempts:.....45 at Bowling Green (2016)

CAPTAIN MORGAN...

After graduating early from Bowling Green with a degree in pre-law, James Morgan transferred to FIU over the summer. The quarterback has since become a natural leader for the Panthers as he was named one of FIU's team captains.

GOLDEN YEAR...

Graduate transfer James Morgan has had a great year for FIU this season, ranking among the top of most C-USA passing categories.

Category - Total (C-USA Ranking)

TDs Responsible For - 22 (2nd)
Passing TDs - 21 (1st)
Passing Yards - 1,991 (5th)
Completion Percentage - 63.9% (6th)
Passing Yards Per Attempt - 8.5 (1st)
Passer Rating - 161.2 (1st)

UP THE CHARTS...

James Morgan has thrown 21 touchdowns this season, which is the second-most in a single season at FIU. The number is only behind Alex McGough's 21 set in 2015.

Most Single-Season Passing Touchdowns

Rk	Player	Total	Year
t1.	Alex McGough	21	2015
t1.	James Morgan	21	2018
3.	Alex McGough	17	2017
4.	Wes Carroll	16	2010
5.	Paul McCall	15	2008
t6.	Wes Carroll	14	2011
	Paul McCall	14	2009
	Jamie Burke	14	2002
t9.	Alex McGough	13	2016
	Jake Medlock	13	2012
	Josh Padrick	13	2005
	Josh Padrick	13	2003

MORGAN TIES SCHOOL RECORD...

James Morgan tied the program's record for most touchdowns in a season against Arkansas-Pine Bluff on Sept. 29. The Panther signal-caller tossed four touchdowns while earning 341 yards through the air.

Most Single-Game Passing Touchdowns at FIU

1.	James Morgan vs. UAPB	9/29/18
	Paul McCall at Florida Atlantic (OT)	11/29/08
	Paul McCall at North Texas	10/4/08
	Jamie Burke vs. Albany	11/19/02

MORGAN CLAIMS NATIONAL HONORS...

After passing for 311 yards and two touchdowns to lead FIU past Middle Tennessee on Oct. 13, James Morgan was named to numerous national awards for his stellar play.

Davey O'Brien Great 8 List
Manning Award Star of the Week

WUERFFEL HONOR FOR MORGAN...

James Morgan was nominated for the Wuerffel Trophy in early October, which is given to a player who leads on and off the field.

Named after 1996 Heisman Trophy Winner, Danny Wuerffel, the Wuerffel Trophy, "College Football's Premier Award for Community Service," is presented in Fort Walton Beach, Florida annually to the college football player that best combines exemplary community service with academic and athletic achievement.

Past winners of the award are: Rudy Niswanger - LSU - 2005; Joel Penton - Ohio State - 2006; Paul Smith - Tulsa - 2007; Tim Tebow - Florida - 2008; Tim Hiller - Western Michigan - 2009; Sam Acho - Texas - 2010; Barrett Jones - Alabama - 2011; Matt Barkley - USC - 2012; Gabe Ikard - Oklahoma - 2013; Deterrian Shackelford - Ole Miss - 2014; Ty Darlington - Oklahoma - 2015; Trevor Knight - Texas A&M - 2016; Courtney Love - Kentucky - 2017.





>> RICCARDO SILVA STADIUM

Designed by Rossetti Architects, the stadium has a 6,500-square-foot Panther Club on the ground level, an upper concourse for additional fan seating and concessions, a jumbotron scoreboard, and 19 luxury suites. Seating includes chair-back seats and bench seating, all with backrests.

FIU Community Stadium was the first dedicated sports facility at the school, replacing Tamiami Field. Construction officially began on July 24, 1994 and the facility opened on September 24, 1995, as a 7,500-seat football and track stadium. It was built as a joint venture between FIU, Miami-Dade County Public Schools, Miami-Dade Parks, and the Miami-Dade County Youth Fair.

In anticipation of the inaugural FIU Golden Panthers football season in fall 2002, the university placed movable bleachers around the stadium's all-weather running track in 2001, which increased the stadium's capacity to 17,000 seats.

In 2007, the university announced a major expansion and redesign for FIU Stadium. The redesign of FIU Stadium would increase the stadium's capacity to 45,000 fans, to be built in phases. For the first phase of the expansion, the school demolished a large portion of the original 1995 stadium. The west, south and east sides of FIU Stadium were taken down and construction began on the new, permanent stadium. The expansion was completed in September 2008 for the 2008 football season. Phase one increased the stadium's capacity from 17,000 fans to 18,000, including 1,500 club seats. During construction, the 2007 football team played its home games in the Miami Orange Bowl.

The new facility opened for the first home game of the 2008 football season against the South Florida Bulls on Sept. 20. The Panthers lost 17-9 in front of a crowd of 16,717. FIU finished its first season in

the new stadium with three wins and two losses.

In 2009, the university began the second phase of the stadium expansion, which included the construction of a new football field house. Renovations were completed in 2012 and the capacity increased to 20,000 seats.

In April 2011, the field was named Alfonso Field after alumnus David F. Alfonso. The facility also includes a two-story, 50,000-square-foot field house, named for trustee R. Kirk Landon, which includes a 14,000-square-foot weight room. The stadium also includes 8,500 square feet of locker rooms, an equipment room, a full-service athletic training facility, a ticket office, a merchandise area, and an FIU Athletics Hall of Fame.

In 2017, the university agreed to a five year deal to rename the stadium after Riccardo Silva, part owner of Miami FC, which also plays at the stadium. Before the deal, Silva had donated \$3.76 million for various improvements to the stadium including a new playing surface and Jumbotron video scoreboard.

The newly re-named stadium's home opener featured a performance by Grammy nominated Latin star Maluma. Maluma returned to the stadium in April 2018 to record the video for the Spanish language version of Jason Derulo's World Cup 2018 anthem.

LARGEST HOME CROWDS IN FIU HISTORY

Attendance	Date	Opponent	Result
1. 22,682	Oct. 1, 2011	Duke	L/31-27
2. 20,205	Sept. 12, 2011	UCF	W/17-10
3. 19,872	Sept. 11, 2010	Rutgers	L/19-14
4. 18,524	Sept. 24, 2016	UCF	L/61-14
5. 17,962	Oct. 24, 2015	ODU	W/41-12

2018 HONORS

MAURICE ALEXANDER >> WR >> R-JR
Paul Hornung Award Weekly Honor Roll (Sept. 17)

JOSE BORREGALES >> K/P >> R-SO
Lou Groza Award Semifinalist
C-USA ST POW (10/15/18)

JORDAN BUDWIG >> OL >> GRADUATE
C-USA Coaches' Preseason Team
PFF's National Team of the Week -
Offense (Week 1, 2, 3)

JAMES MORGAN >> QB >> REDSHIRT JUNIOR
Johnny Unitas Golden Arm Watch List
Johnny Unitas Golden Arm Watch List Top 30
Davey O'Brien Great 8 List (10/15/18)
Manning Award Stars of the Week (10/15/18)

FERMIN SILVA >> DL >> JUNIOR
C-USA Coaches' Preseason Team

STONE WILSON >> P >> SENIOR
Ray Guy Award's Ray's 8 for Week 10

PRO PANTHERS

Player	Pos.	Team	Yrs.
Johnathan Cyprien	SS	Titans	6
T.Y. Hilton	WR	Colts	7
Dieugot Joseph*	OT	Jets	2
Pharoah McKeever*	TE	Jaguars	1
Alex McGough*	QB	Seahawks	1
Jonnu Smith	TE	Titans	2



ASSOCIATED PRESS

RK	SCHOOL	PTS	W-L	PR
1	Alabama(60)	9-0	1500	1
2	Clemson	9-0	1435	2
3	Notre Dame	9-0	1381	3
4	Michigan	8-1	1304	5
5	Georgia	8-1	1263	6
6	Oklahoma	8-1	1181	7
7	West Virginia	7-1	1065	13
8	Ohio State	8-1	1025	—
9	LSU	7-2	1020	4
10	Washington State	8-1	1010	—
11	UCF	8-0	1001	9
12	Kentucky	7-2	780	11
13	Syracuse	7-2	624	22
14	Utah State	8-1	586	18
15	Texas	6-3	559	—
16	Fresno State	8-1	506	20
17	Boston College	7-2	490	24
18	Mississippi State	6-3	486	21
19	Florida	6-3	400	13
20	Washington	7-3	342	NR
21	Penn State	6-3	278	14
22	NC State	6-2	264	NR
23	Iowa State	5-3	230	NR
24	Michigan State	6-3	215	NR
25	Cincinnati	8-1	141	NR

USA TODAY COACHES

RK	SCHOOL	W-L	PTS	PR
1	Alabama(63)	9-0	1599	1
2	Clemson(1)	9-0	1537	2
3	Notre Dame	9-0	1464	3
4	Michigan	8-1	1390	5
5	Georgia	8-1	1347	5
6	Oklahoma	8-1	1272	7
7	Ohio State	8-1	1109	8
8	West Virginia	7-1	1108	10
9	Washington State	8-1	1076	11
10	LSU	7-2	1063	4
11	UCF	8-0	1054	9
12	Kentucky	7-2	761	12
13	Syracuse	7-2	625	24
14	Boston College	7-2	580	25
15	Mississippi State	6-3	567	21
16	Utah State	8-1	565	20
17	Fresno State	8-1	490	23
18	Washington	7-3	463	19
19	Texas	6-3	433	15
20	Penn State	6-3	375	13
21	Florida	6-3	340	14
22	NC State	6-2	327	NR
23	Cincinnati	8-1	207	NR
24	Utah	6-3	184	16
25	Iowa State	5-3	151	NR

FIU IN THE POLLS

WEEK	AP	COACHES
Preseason	NR	NR
Week 1	NR	NR
Week 2	NR	NR
Week 3	NR	NR
Week 4	NR	NR
Week 5	NR	NR
Week 6	NR	NR
Week 7	NR	NR
Week 8	NR	NR
Week 9	NR	RV
Week 10	NR	NR



2018 CONFERENCE STANDINGS

WEST DIVISION

Team	Conf.	CPct.	Overall	Pct.
UAB	6-0	1.000	8-1	.889
Louisiana Tech	4-1	.800	6-3	.667
North Texas	3-2	.600	7-2	.778
Southern Miss	3-2	.600	4-4	.500
UTSA	2-3	.400	3-6	.333
UTEP	1-4	.200	1-8	.111
Rice	0-6	.000	1-9	.100

EAST DIVISION

Team	Conf.	CPct.	Overall	Pct.
Middle Tennessee	5-1	.833	6-3	.667
FIU	4-1	.800	6-3	.667
Marshall	3-2	.600	5-3	.625
Charlotte	3-2	.600	4-5	.444
Florida Atlantic	2-3	.400	4-5	.444
Old Dominion	1-5	.167	2-7	.222
WKU	0-5	.000	1-8	.111

On Nov. 15, 2016, Butch Davis was named the fourth head coach of the FIU football program, returning to South Florida where he made a name for himself as one of the premier minds in football.



In just one season at FIU, Davis' impact on the program was felt as the Panthers matched a school record in wins (8) and earned the school's third bowl berth –the first since the 2011 season. The 8-5 mark was the best record of any first-year head coach at FIU. He also led FIU to a 5-3 record in Conference USA play, which was good enough for a second-place finish in the C-USA East Division. FIU finished the 2017 regular season leading the nation in red zone scoring offense converting 98 percent of its red-zone chances (40-of-41), which included 30 touchdowns.

Davis' 2017 FIU squad not only matched the school record in wins, but the 2017 Panthers finished the regular season throwing for the most passing yards (3,031) and rushing for the second-most yards (2,069) in school history. The offense also totaled the second-most yards (5,100) and FIU scored the second-most points (333) in a season. Defensively, the Panthers' 23 sacks ranked eighth in a single-season and the 75 tackles for loss tied for seventh.

The success of Davis' first season led FIU to having the No. 1 ranked 2018 signing class in Conference USA and 67th nationally, which also ranked tops among all C-USA teams.

Davis also saw 12 Panthers earn All-CUSA honors highlighted by first team wide receiver Thomas Owens. Quarterback Alex McGough, left guard Jordan Budwig, linebacker Anthony Wint and cornerback Brad Muhammad earned second team All-CUSA honors while another six Panthers garnered honorable mention recognition and freshman Bryce Singleton made the All CUSA Freshman Team. McGough became the first quarterback in FIU history to be taken in the NFL draft when he was selected in the seventh round by the Seattle Seahawks.

Davis came to FIU after serving as a college football studio analyst, while also contributing to coverage on College Football Live, ESPN Radio, ESPN.com and SportsCenter since 2014. Before joining ESPN, Davis served as a consultant to former Tampa Bay Buccaneers Head Coach Greg Schiano during the 2012 and 2013 seasons.

Prior to FIU, Davis had last walked the college sidelines as head coach at the University of North Carolina (2007-10) where he not only backed up his reputation of rebuilding programs but made just as big of an impact off the field as well. Davis quickly rejuvenated the fan base in Chapel Hill and brought excitement to every Saturday at Kenan Stadium. Beginning with his first Carolina recruiting class in 2007, which many analysts ranked among the top 10 in the country, Davis connected with student-athletes and fans alike with his brand of fast, hard-nosed, disciplined football.

Carolina improved from 4-8 in 2007 to 8-5 in 2008, the sixth-best turnaround in the country. The Tar Heels won games over bowl teams Rutgers, Miami, Connecticut, Notre Dame, Boston College and Georgia Tech and were



HEAD COACH BUTCH DAVIS

2011

FIU EARNED ITS FIRST BOWL BID SINCE THE 2011 SEASON AND THE THIRD OVERALL FOR THE PROGRAM

8

FIU'S EIGHT WINS IN 2017 TIED A PROGRAM RECORD FOR VICTORIES, TYING THE 2011 TEAM'S MARK

1ST

AFTER A SUCCESSFUL 2017, BUTCH DAVIS EARNED THE NO. 1 RANKED RECRUITING CLASS IN THE C-USA

in the hunt for the 2008 ACC championship until the final week of the season. Carolina's eight wins were its most since 2001. The Tar Heels earned an invitation to the Meineke Car Care Bowl in Charlotte, their first postseason game since 2004.

Davis led the 2009 Tar Heels to another 8-4 regular season record and a second-straight bowl appearance, the first time since the 1997-1998 seasons that UNC had made consecutive bowl appearances. In the Meineke Car Care Bowl, UNC fell to Pittsburgh giving UNC another 8-5 final record. North Carolina posted a third-consecutive 8-5 season in 2010 and its third-straight trip to a bowl game, capping the season with a thrilling 30-27 double-overtime win over Tennessee in the Franklin American Mortgage Music City Bowl. It was the Tar Heels' first bowl victory in nine years.

Davis was head coach for six seasons at Miami (1995-2000) and led the Hurricanes to a 51-20 record, three Big East Conference championships and four postseason bowl wins in as many appearances. He took over a Miami program faced with NCAA sanctions that restricted the number of scholarships in his first three

seasons. However, his Hurricane teams finished ranked in the Associated Press Top 25 on four occasions, including No. 2 in the nation in 2000, when the Canes went 11-1 and beat Florida, 37-20, in the Sugar Bowl.

In his first year in Coral Gables, Davis helped the Canes earn a share of the Big East Conference Championship by winning seven straight games to close the 1995 season. The team would have received an invitation to a BCS bowl game, however, Miami declined the invitation due to NCAA sanctions previously approved by university officials for violations prior to Davis' arrival.

Davis again led Miami to a share of the Big East title in 1996 and catapulted the Hurricanes to a top 20 ranking and their first bowl victory in five years with a 31-21 win over Virginia in the Carquest Bowl. The following season he led Miami to a 46-23 win over North Carolina State in the 1998 Micron PC Bowl.

Davis' 1999 squad began the year with a 23-12 victory over Ohio State in the Kickoff Classic and capped the season with a 28-13 victory over Georgia Tech in the Toyota Gator Bowl, the Hurricanes' first New Year's Day bowl game under Davis.



In his final year at Miami (2000), the Hurricanes posted an 11-1 mark, including a 37-20 victory over Florida in the Nokia Sugar Bowl. That team was second in the nation in scoring, fifth in total offense, fifth in scoring defense and eighth in pass defense.

Davis left Coral Gables following the 2000 season to join the Cleveland Browns. In his first season in Cleveland in 2001, Davis led his young team to an impressive 7-9 record. Cleveland led the NFL in takeaways with 42, including a league-high and team-record 33 interceptions. Cleveland was Davis' second stint in the NFL. He was a defensive assistant with the Dallas Cowboys from 1989-94 and was defensive coordinator in 1993 and 1994. The Cowboys won consecutive Super Bowls in 1992 and 1993 and played in one other NFC championship game.

Davis was defensive line coach at Miami from 1984-88 under head coach Jimmy Johnson, whom he also coached under for five years in Dallas and five years at Oklahoma State. The Hurricanes went 52-9 in those five years and won the national championship after beating Oklahoma in the Orange Bowl to cap a perfect 12-0 record in 1987. Davis entered the collegiate coaching ranks on the offensive side of the ball as an assistant on Johnson's Oklahoma State University teams from 1979-83. At Oklahoma State, Davis coached receivers and tight ends while also serving as recruiting coordinator.

Davis played college football at the University of Arkansas for Coach Frank Broyles, but his career was cut short due to a knee injury. He earned a bachelor's degree in biology and life science in 1974. His coaching career began as a volunteer assistant in 1973 at Fayetteville High School in Arkansas.

Paul Hilton (Butch) Davis is a native of Tahlequah, Oklahoma. Davis and his wife, Tammy, have a son, Drew, who is the tight ends coach on the Panthers' coaching staff.

BUTCH DAVIS YEARLY COACHING HISTORY

2017-present	FIU	Head Coach
2007-10	University of North Carolina	Head Coach
2001-04	Cleveland Browns	Head Coach
1995-2000	University of Miami	Head Coach
1989-94	Dallas Cowboys	Assistant Defensive Line 1989-92 Defensive Coordinator/Linebackers 1993-94
1984-88	University of Miami	Assistant (Defensive Line)
1979-83	Oklahoma State	Assistant (Tight ends, Receivers)
1978	Tulsa Rogers (Okla.) H.S.	Head Coach
1976-77	Sand Springs (Okla.) H.S.	Assistant (Offensive Line, Outside Linebackers)
1974-75	Pawhuska (Okla.) H.S.	Assistant (Offensive, Defensive Line)
1973	Fayetteville (Ark.) H.S.	Volunteer Assistant (Receivers)

YEAR-BY-YEAR COLLEGIATE HEAD COACHING RECORD

2017 (FIU)	8-5	First FIU Bowl bid since 2011; School record 8 wins
2010 (UNC)	8-5	First bowl victory for Carolina in nine seasons
2009 (UNC)	8-5	UNC made back-to-back bowl games for first time in a decade
2008 (UNC)	8-5	Back in rankings for the first time since 2001
2007 (UNC)	4-8	
2000 (UM)	11-1	Ranked #2 in both polls Big East champions
1999 (UM)	9-4	Ranked #15 in both polls
1998 (UM)	9-3	Ranked #20 AP, #21 coaches
1997 (UM)	5-6	
1996 (UM)	9-3	Ranked #14 in both polls Big East co-champions
1995 (UM)	8-3	Ranked #20 AP Big East co-champions

SCHOOL BREAKDOWN

FIU (2 years)	14-8
UNC (4 years)	28-23
UM (6 years)	51-20
Total	93-51

PRE- AND POSTSEASON HISTORY

FIU (HEAD COACH)

2017	Bad Boy Mowers Gasparilla Bowl vs. Temple
------	---

NORTH CAROLINA (HEAD COACH)

2010	Music City vs. Tennessee
2009	Meineke Car Care vs. Pittsburgh
2008	Meineke Car Care vs. West Virginia

MIAMI (HEAD COACH)

2001	Sugar vs. Florida
2000	Gator vs. Georgia Tech
1999	Kickoff Classic vs. Ohio State
1998	Micron PC vs. NC State
1996	Carquest vs. Virginia

MIAMI (ASSISTANT COACH)

1989	Orange vs. Nebraska
1988	Orange vs. Oklahoma
1987	Fiesta vs. Penn State
1986	Sugar vs. Tennessee
1985	Fiesta vs. UCLA

OKLAHOMA STATE (ASSISTANT COACH)

1983	Bluebonnet Bowl vs. Baylor
1981	Independence Bowl vs. Texas A&M

SUPER BOWLS

Dallas Cowboys, Super Bowl XXVII vs. Buffalo (assistant coach)
Dallas Cowboys, Super Bowl XXVIII vs. Buffalo (defensive coordinator)

1ST ROUND DRAFT PICKS COACHED OR RECRUITED BY DAVIS

Miami (28): Ray Lewis (LB), Yatil Green (WR), Kennard Lang (DE), Kenny Holmes (DE), Duane Starks (CB), Edgerrin James (RB), Bubba Franks (TE), Dan Morgan (LB), Damion Lewis (DT), Santana Moss (WR), Reggie Wayne (WR), Bryant McKinnie (DT), Jeremy Shockey (TE), Phillip Buchannon (CB), Ed Reed (S), Mike Rumph (CB), Andre Johnson (WR), Jerome McDougle (DE), Willis McGahee (RB), William Joseph (DT), Sean Taylor (S), Kellen Winslow (TE), Jonathan Vilma (LB), D.J. Williams (LB), Vernon Carey (DT), Vince Wilfork (DT), Antrel Rolle (CB), Kelly Jennings (CB)

North Carolina (7): Kentwan Balmer (DT), Hakeem Nicks (WR), Robert Quinn (DE), Quinton Coples (DE), Jonathan Cooper (OG), Sylvester Williams (DT), Eric Ebron (TE)

OFFENSE

Pos.	No.	Player	Ht.	Wt.	Cl.	Notable
WR >>>	9	Bryce Singleton	5-10	193	So.	Has seen action in six games in 2018, snagged 19 catches for 249 yards and two TDs
	11	CJ Worton	6-0	183	R-Jr.	Leads the Panthers in receptions (27), yards (518) and TDs (5). Career game vs UM (5/123/2)
WR >>>	15	Austin Maloney	5-11	190	R-Jr.	Played in 9 games this season, starting 8 times. Has 20 catches for 343 yards and a 5 TDs in '18
	1	Maurice Alexander	5-11	180	R-Jr.	Second Player in FIU history to have a Rushing, Receiving and Punt Return TD
LT >>>	77	D'Antne Demery	6-5	320	So.	Has started six games for FIU at left tackle
	58	Devontay Taylor	6-4	305	R-So.	Has played in all nine games for FIU this season
LG >>>	66	Jordan Budwig	6-4	311	Gr.	Has started all nine games for FIU at left guard
	64	Willa Pierre	6-2	287	R-Fr.	Three-star recruit out of Booker T. Washington
C >>>	60	Dallas Connell	6-3	285	Jr.	Has started all eight games for FIU at center
	76	Neal Mars	6-3	305	Sr.	Played and started in 11 games last season, missing the final 2 games for the Panthers
RG >>>	55	Shane McGough	6-2	302	R-So.	Has started the last five games for the Panthers at right guard
	74	Shacquille Williams	6-5	310	R-Jr.	Started the first four games and has played in all nine game in 2018
RT >>>	65	Daquane Wilkie	6-4	275	R-Sr.	Has played in 43 total games at various spots on the O-line during his time at FIU
	79	Kai Absheer	6-5	310	R-Sr.	Has started seven games along the o-line this season
TE >>>	88	Sterling Palmer	6-6	235	Fr.	Has 19 catches for 189 yards on the season, earned TD vs UMass
	81	Ivan Thomas	6-3	225	Fr.	Has seen action in all nine games this season, earning a start against UMass
FB >>>	32	Colin Olsen	6-0	228	Jr.	Played in all 13 games last season, mostly on special teams. Recorded 4 total tackles
RB >>>	2	Anthony Jones	5-11	215	R-Jr.	Missed seven games due to injuries from a gunshot wound
	23	Napoleon Maxwell	6-0	215	R-Sr.	Has 98 rushes for 457 yards and three touchdowns in 2018, earned the start for FIU against ODU
	22	Shawndarrius Phillips	5-11	225	Jr.	Has 79 rushes for 331 yards and four touchdowns on the 2018 season
	24	D'Vonte Price	6-2	194	So.	Has 63 rushes for 418 yards and leads FIU with five rushing TDs
QB >>>	8	Christian Alexander	6-3	225	R-Jr.	Has 170 yards on 13-of-21 passing and 67 rush yards mainly in mop-up duty
	or 12	James Morgan	6-4	213	R-Jr.	Needs one passing touchdown to set the FIU single season Passing TD record at 22

DEFENSE

Pos.	No.	Player	Ht.	Wt.	Cl.	Notable
DE >>>	90	Noah Curtis	6-5	248	So.	Earned seven tackles against Florida Atlantic
	92	Jason Mercier	6-3	282	Fr.	Totaled seven tackles and a fumble recovery versus Miami
DT >>>	97	Tayland Humphrey	6-5	350	R-Jr.	Earned three tackles against UM and half a sack against ODU
	93	Teair Tart	6-3	290	R-Jr.	Collected four total tackles and two sacks versus UMass
DT >>>	91	Anthony Johnson	6-3	291	R-Sr.	Collected six tackles against MT and a sack against WKU
	99	Jermaine Sheriff	6-2	275	R-Sr.	Collected five tackles, with two for loss against UAPB
DE >>>	96	Josh Little	6-4	260	R-Jr.	Collected six tackles and two TFLs with a sack against Rice
	94	Kevin Oliver	6-4	243	So.	Had six tackles against UM
WLB >>>	5	Edwin Freeman	6-1	250	Gr.	Collected 11 total tackles against WKU, earned an interception vs Rice
	51	Dimitry Prophete	6-1	230	So.	Has collected two tackles this season in limited action
MLB >>>	3	Sage Lewis	6-1	240	Jr.	Ranks first in C-USA with 96 total tackles and is 17th in the country averaging 10.7 tpg
	45	Rocky Jacques-Louis	6-3	205	Fr.	Had a 59-yard pick six against UMass and totaled five tackles against Indiana
SLB >>>	59	Jamal Gates	6-2	225	So.	Claimed seven tackles against Florida Atlantic with one being a TFL
	48	Josh Powell	5-11	194	So.	Earned three tackles, including a tackle for loss, against UMass
CB >>>	21	Stanley Thomas-Oliver III	6-2	184	Jr.	Had a monster game vs WKU with seven tackles, four PBU and an interception
	4	Isaiah Brown	6-1	185	Jr.	Has 21 total tackles this season, earned an interception vs Rice.
CB >>>	20	Emmanuel Lubin	6-1	190	Sr.	Earned five tackles against UM
	35	Rishard Dames	5-11	165	So.	Earned two total tackles and an interception against Rice
FS >>>	36	Dorian Hall	6-4	190	R-Fr.	Owens 24 tackles and an INT this season and has started every game at safety
	38	Richard Dames	5-11	185	So.	Collected seven tackles against Indiana and WKU, INT versus UAPB
SS >>>	10	Olin Cushion III	5-8	176	Jr.	Collected 8 total tackles and the game-winning interception against MT
	31	Tyree Johnson	5-9	185	Jr.	Collected eight tackles with one being for loss against Florida Atlantic

SPECIAL TEAMS

Pos.	No.	Player	Ht.	Wt.	Cl.	Notable
P >>>	6	Stone Wilson	5-10	180	Sr.	FIU's career leader in the total number of punts and punting yards
	39	Sean Young	6-1	190	R-Jr.	Has 39 kickoffs on the season, averaging 69.5 yards per kick and 32 touchbacks
K >>>	30	Jose Borregales	5-10	206	R-So.	37-of-38 on extra point attempts during 2018. Made program long 53 FG against MT
	39	Sean Young	6-1	190	R-Jr.	Has 39 kickoffs on the season, averaging 69.5 yards per kick and 32 touchbacks
KO >>>	39	Sean Young	6-1	190	R-Jr.	Has 39 kickoffs on the season, averaging 69.5 yards per kick and 32 touchbacks
	30	Jose Borregales	5-10	206	R-So.	Has 11 kickoffs this season, averaging 61.1 yards per boot. Also had five touchbacks
KR >>>	23	Napoleon Maxwell	6-0	215	R-Sr.	Has Returned three kickoffs for 49 yards on the season
	24	D'Vonte Price	6-2	194	So.	Has 3 kickoff returns this year, going for 67 yards
PR >>>	1	Maurice Alexander	5-11	180	R-Jr.	Had 69-yd punt return TD vs UMass, owns 22.9 avg per punt return
	16	Tony Gaiter IV	5-9	185	Jr.	Collected 15 catches for 124 yards and a touchdown in 2018
LS >>>	61	Tommy Zozus	6-0	236	R-Fr.	Was redshirted last year
	or 50	Johnathan Scandrett	5-8	197	R-Jr.	Transferred to FIU from Delaware State
HOLD >>>	6	Stone Wilson	5-10	180	Sr.	Served as the primary holder last season
	8	Christian Alexander	6-3	225	R-Jr.	Went 6-for-8 against Indiana, throwing for 67 yards and rushing for seven yards

2018 ROSTER

No.	Player	Pos.	Height	Weight	Class	Hometown/Previous School/College
1	Maurice Alexander	WR	5-11	180	R-Jr.	Florida City, Fla. / Booker T. Washington HS
2	Anthony Jones	RB	5-11	215	R-Jr.	Miami, Fla. / Miami Central HS
3	Sage Lewis	LB	6-1	240	R-Jr.	Opa-Locka, Fla. / Monsignor Pace HS
4	Isaiah Brown	CB	6-1	185	Jr.	Tampa, Fla. / Tampa Bay Tech
5	Edwin Freeman	LB	6-0	250	Gr.	Arlington, Texas / Bowie HS / Texas
5	Demarcus Townsend	RB	5-10	215	Fr.	Naples, Florida / Palmetto Ridge HS
6	Stone Wilson	P/K	5-10	180	Sr.	Nokomis, Fla. / IMG Academy
7	Fermin Silva	DL	6-2	235	Sr.	Miami, Fla. / Miami Central HS
7	Kaylan Wiggins	QB	6-2	200	R-Fr.	Sanford, Fla. / Seminole HS
8	Christian Alexander	QB	6-3	225	R-Jr.	Lakeland, Fla. / Lakeland Christian
9	Bryce Singleton	WR	5-10	193	So.	Hilton Head Island, S.C. / Hilton Head Island HS
10	Olin Cushion III	S	5-8	176	Jr.	Miami, Fla. / Miami Central HS
10	Tanner Watson	QB	6-3	177	Fr.	Jacksonville, Fla. / Atlantic Coast HS
11	CJ Worton	WR	6-0	183	R-Jr.	Homestead, Fla. / South Dade HS / Florida
12	James Morgan	QB	6-4	213	Gr.	Green Bay, Wisc. / Ashwaubenon HS / Bowling Green
13	Darius Philon	WR	5-10	161	R-Jr.	Winter Haven, Fla. / Winter Haven HS
14	Darrius Scott	WR	5-11	195	Jr.	Miami, Fla. / Booker T. Washington HS
15	Quentin Bessent Jr.	DB	5-10	156	R-Jr.	Titusville, Fla. / Merritt Island / Huntingdon College
15	Austin Maloney	WR	5-11	190	R-Jr.	Miami, Fla. / Christopher Columbus HS
16	Tony Gaiter IV	WR	5-9	185	Jr.	Richmond Heights, Fla. / Westminster Christian
17	Caleb Lynum	QB	6-2	195	Fr.	Miami, Florida / East Ridge HS
17	Lewlin Irving Jr.	DB	5-9	193	R-Sr.	Tarmac, Fla. / JP Taravalle / Bethune-Cookman
18	Malik Tyson	DB	6-2	195	R-So.	Tampa, Fla. / Robinson HS
19	Shemar Thornton	WR	5-11	182	So.	Miami, Fla. / Hallandale HS
20	Emmanuel Lubin	DB	6-1	190	Sr.	Miami, Fla. / North Miami Beach HS
21	Stantley Thomas-Oliver III	DB	6-2	184	Jr.	Punta Gorda, Fla. / Charlotte HS
22	Shawndarrius Phillips	RB	5-11	225	Jr.	Delray Beach, Fla. / Atlantic Community HS
23	Isaiah Hill	S	5-11	195	Jr.	Tallahassee, Fla. / Florida State High
23	Napoleon Maxwell	RB	6-0	215	Gr.	St. Petersburg, Fla. / Admiral Farragut Academy
24	D'Vonte Price	RB	6-2	194	So.	Punta Gorda, Fla. / Charlotte HS
25	Aris Duffey	DB	5-11	178	R-So.	St. Augustine, Fla. / Nease HS / App. State
26	Jamal Anderson	DB	6-2	180	Fr.	Homestead, Florida / South Dade HS
27	Benny McCray	CB	6-2	185	R-Fr.	Clermont, Fla. / East Ridge HS
28	Jesson Walker	DB	6-1	170	Fr.	Southwest Brevard County, Florida / Rockledge HS
29	Jacob White	DB	6-0	175	R-Fr.	Punta Gorda, Fla. / Charlotte HS
30	Jose Borregales	K/P	5-10	206	R-So.	Miami, Fla. / Booker T. Washington HS
31	Tyree Johnson	DB	5-9	185	Jr.	Miami Gardens, Fla. / Miami Carol City HS
32	Collin Olsen	RB	6-0	228	Jr.	Port Orange, Fla. / Spruce Creek HS
33	Shaun Peterson, Jr.	RB	6-3	215	Fr.	Fort Lauderdale, Florida / Nova HS
34	Trent McGhee	DB	6-0	198	R-So.	Jacksonville, Fla. / Bolles HS
35	Rishard Dames	DB	5-11	165	So.	Miami, Fla. / Booker T. Washington HS
36	Dorian Hall	S	6-4	190	R-Fr.	Hollywood, Fla. / South Broward HS
37	Jordan Atkins	RB	5-9	188	Fr.	Miami, Fla. / North Miami Beach HS
37	Romelo Brooks	LB	5-10	200	So.	Miami, Fla. / Miami Killian HS
38	Richard Dames	DB	5-11	185	So.	Miami, Fla. / Booker T. Washington HS
39	Sean Young	K/P	6-1	190	R-Jr.	Tampa, Fla. / Admiral Farragut Academy / ASA College Miami
40	Daniel Jackson	DB	6-2	200	So.	Apex, N.C. / Middle Creek HS
41	Shamar Munroe	DB	6-1	190	Fr.	Palmetto, Florida / Miami Palmetto HS
42	JoJo Louis	DB	5-11	196	Jr.	Bradenton, Fla. / Braden River HS
43	Christian Irving	DB	5-10	197	R-Jr.	Lauderdale Lakes, Fla. / American Heritage HS / Wyoming
43	Shawn O'Gorman	WR	5-8	184	R-Jr.	Weeki Wachee, Fla. / Weeki Wachee
44	Cadarius Gaskin	WR	6-3	218	Fr.	Delray Beach, Fla. / Atlantic HS
45	Rocky Jacques-Louis	LB	6-3	205	Fr.	Fort Myers, Fla. / Dunbar HS
46	Milord Juste	DL	6-1	285	Sr.	Palm Beach Gardens, Fla. / Palm Beach Gardens
47	Rod Sylvestre	DB	5-11	193	R-Jr.	Margate, Fla. / UCF / Calvary Christian Academy
48	Josh Powell	DB	5-11	194	So.	Riviera Beach, Fla. / Suncoast
49	Ulice Gillard III	S	6-1	198	R-So.	Orlando, Fla. / Lake Nona
50	Johnathon Scandrett	LS	5-8	197	R-Jr.	Ellenwood, Ga. / Woodland HS / Delaware State
51	Dimitry Prophete	LB	6-1	230	So.	Miami, Fla. / Southridge
52	Donovan Georges	LB	6-1	240	Fr.	Hialeah, Florida / Champagnat Catholic
53	Tevin Jones	LB	6-4	220	R-Fr.	Miami, Fla. / Miami Norland
54	Khaliq Jacas	DL	6-2	230	R-Jr.	Port Lucie, Fla. / St. Lucie West Centennial / ASA College
55	Shane McGough	OL	6-2	302	R-So.	Tampa, Fla. / Gaither
57	Josh Colston	LB	6-2	239	Fr.	Crystal Beach, Fla. / East Ridge HS
58	Devontay Taylor	OL	6-4	305	R-So.	Odessa, Fla. / Mitchell
59	Jamal Gates	LB	6-2	225	So.	Palm Beach Gardens, Fla. / Dwyer
60	Dallas Connell	OL	6-3	283	Jr.	Jacksonville, Fla. / First Coast
61	Tommy Zozus	LS	6-0	236	R-Fr.	Punta Gorda, Fla. / Charlotte
62	Mershawn Miller	OL	6-2	313	R-Fr.	Miami, Fla. / Miami Central



2018 ROSTER

No.	Player	Pos.	Height	Weight	Class	Hometown/Previous School/College
63	Jaylin Daphnis	OL	6-0	287	R-Fr.	Miami, Fla. / Miami Norland
64	Willa Pierre	OL	6-2	287	R-Fr.	Miami, Fla. / Booker T. Washington
65	Daquane Wilkie	OL	6-4	275	R-Sr.	Orlando, Fla. / Oak Ridge
66	Jordan Budwig	OG	6-4	311	Gr.	Ft. Lauderdale, Fla. / University School
67	John Bolding	OL	6-3	315	Fr.	Spring, Texas/Klein Oak H.S.
68	Tahj Brighthaupt	OL	6-7	374	So.	Miami, Fla./Broward College/Miami Central HS
70	Jason Jean	OL	6-4	290	R-Jr.	Miami, Fla./Miami Central/Marshall
71	Deion Eakins	OG	6-4	310	So.	Jacksonville, Fla. / Trinity Christian Academy
72	Davon Strickland	DL	6-1	263	Fr.	Hollywood, Fla./South Broward HS
73	Lyndell Hudson, Jr.	OL	6-6	300	Fr.	Brooksville, Florida/Central H.S.
74	Shacquille Williams	DL	6-5	310	R-Jr.	Charlotte, Fla. / The Academy at CTC / Dodge City (Kan.) CC
75	Rashad Colson	DL	6-5	310	R-Fr.	Miami, Fla. / Miami Norland
76	Neal Mars	OG/C	6-3	305	Sr.	Orange Park, Fla. / Fleming Island
77	D'Antne Demery	OL	6-5	320	So.	Brunswick, Ga./Brunswick HS/Hutchinson CC
78	Kameron Burns	DL	6-4	270	Fr.	Crawfordville, Florida/Wakulla H.S
79	Kai Absheer	OL	6-5	310	Gr.	Oakland Park, Fla. / St. Thomas Aquinas
80	Zach Armour	TE	6-3	220	R-So.	Cocoa, Fla. / Cocoa
81	Ivan Thomas	TE	6-3	225	Fr.	Miami, Florida/Miami Palmetto H.S.
82	Jordan Underwood	WR	6-0	180	Fr.	Apopka, Fla./Olympia HS
84	David D'Meara	TE	6-5	245	Fr.	Tallahassee, Florida/Chiles H.S.
85	DeAndre Williams	WR	5-10	180	R-Fr.	Miami, Fla. / Booker T. Washington
86	Carson Genal	TE	6-4	220	R-Fr.	Naples, Fla. / Gulf Coast
87	Maurquel Dillard	WR	6-0	185	Fr.	Fort Lauderdale, Florida/Stranahan H.S.
88	Sterling Palmer	TE	6-6	235	Fr.	Midlothian, Va./Fork Union Military
89	Christian Vinson	TE	6-5	220	Sr.	Ocala, Fla. / North Marion / Northland (Minn.) CC
90	Noah Curtis	DL	6-5	248	So.	Delray Beach, Fla. / American Heritage
91	Anthony Johnson	DL	6-3	291	R-Jr.	Kingsland, Ga. / Camden County
92	Jason Mercier	DL	6-3	262	Fr.	Boynton Beach, Fla./Atlantic HS
93	Teair Tart	DL	6-3	290	R-Jr.	Philadelphia, Pa./ West Philadelphia/Ellsworth C.C.
94	Kevin Oliver	DL	6-4	243	So.	Davie, Fla. / Western
95	Andrew Tarver	DT	6-1	295	R-So.	Powder Springs, Ga. / McEachern
96	Josh Little	DL	6-4	260	R-Jr.	Oklahoma City, Okla. / Trinity Christian Academy (Fla.) / Kansas State
97	Tayland Humphrey	DL	6-5	350	R-Jr.	Spring, Texas/ Klein Oak/Hutchinson CC
97	Thomas Leo	K/P	6-4	222	Fr.	Winter Garden, Fla. / East Ridge HS
98	Estin Thiele	P/K	6-1	176	Fr.	St. Augustine, Fla. / Pedro Menendez HS
98	Jordan Woods	DL	6-4	275	R-So.	Citra, Fla. / North Marion / Georgia Tech
99	Jermaine Sheriff	DL	6-2	275	R-Sr.	Ft. Lauderdale, Fla. / Hialeah

COACHING STAFF

Butch Davis (Arkansas, '74)
 Allen Mogridge (North Carolina, '99)
 Brent Guy (Oklahoma State, '83)
 Rich Skrosky (Ramapo College, '87)
 Jeff Copp (Boise State, '01)
 Tim Harris, Jr. (Miami, Fla., '08)
 Aubrey Hill (Florida, '96)
 Kenny Holmes (Miami, Fla., '97)
 Eric Thatcher (Pittsburgh, '08)
 James Vollono (Catholic Univ. of America, '03)
 Drew Davis (Ole Miss, '16)
 Brandon Taylor (FIU '15)
 Drew Rodriguez (Penn State, '13)
 Steven Ciocci (Wagner College, '12)
 Kevin Gihon (Florida Atlantic, '15)

SUPPORT STAFF

Head Coach : Nick Andrusisian (Fordham, '05) Video Coordinator
 Assistant Head Coach/Offensive Line : Thomas Carroll (Miami, Fla. '05) Assistant Coach - Strength & Conditioning
 Defensive Coordinator/Linebackers : Amanda Fernandez (Duquesne '13) Nutritionist
 Offensive Coordinator/Quarterbacks : Matt Gerbert (Western Connecticut, '13) Assistant Coach - Strength & Conditioning
 Defensive Backs : Jed Keime (FIU, '12) Assistant Director of Football Operations
 Running Backs : Joe Hausman (FIU '14) Football Operations/Social Media Coordinator
 Wide Receivers : Nick Stuhlmuller (FIU '17) Football Operations/Recruiting Assistant
 Defensive Line : Earl Little (Miami, Fla., '97) Director of Player Development
 Defensive Backs : Stacy Blickman (Westchester (Pa.), '16) Assistant Football Athletic Trainer
 Special Teams Coordinator : Rodolfo Martinez Football Athletic Trainer, Graduate Assistant
 Tight Ends : Kevin O'Neill (Pittsburgh, '76) Head Football Athletic Trainer
 Graduate Assistant : Paul Cipriano (North Central College, '13) Assistant Coach - Strength & Conditioning
 Graduate Assistant : Ayssa Roza (FIU '03) Associate Director - SAAC
 Graduate Assistant : Bryn Renner (North Carolina, '14) Director of Recruiting
 Graduate Assistant : Chad Smith (UT-Chattanooga, '06) Director of Strength & Conditioning
 : Darryl MaGee Equipment Manager
 : Brady Gagnon (Minnesota State, '15) Assistant Equipment Manager
 : Andreu Swasey (Baylor, '95) Assistant Coach - Strength & Conditioning
 : Tia Withers (Alabama, '18) Executive Assistant to the Head Coach

PRONUNCIATION GUIDE

79	Kai Absheer	Ky	55	Shane McGough	Mah-GOO
30	Jose Borregales	boar-A-Gal-es	64	Willa Pierre	Will-UH
60	Dallas Connell	CON-el	24	D'Vonte Price	Duh-Von-Tay
61	Douglas Connell	CON-el	51	Dimitry Prophete	Duh-mee-tree Prophet
71	Deion Eakins	EEK-ins	7	Fermin Silva	FUR-man
86	Carson Genal	GEE-nal	93	Teair Tart	Tee-Air
82	Ulice Gillard III	U-lis	18	Malik Tyson	Ma-LEAK
46	Milord Juste	Me-LOW; Just-EE	65	Daquane Wilkie	DAY-kwan; WILL-Key
54	Khaliq Jacas	Joaq-us	74	Shacquille Williams	SHAK-eel
20	Emmanuel Lubin	LOU-been			

LAST TIME IT HAPPENED

RUSHING

Individual with 25-30 rushing attempts:

FIU: Alex Gardner (27) - Florida Atlantic 10/1/16
Opp: Devin Singletary (27) - vs Florida Atlantic 11/3/18

Individual with 31 or more rushing attempts:

FIU: Ben West (34) - Florida A&M 10/1/05
Opp: James Conner (31) - Pittsburgh 9/13/14

Individual rushed for 100-149 yards:

FIU: D'Vonte Price (119) - at WKU 10/27/18
Opp: Travis Homer (114) - at Miami 9/22/18

Individual rushed for 150-199 yards:

FIU: Kedrick Rhodes (172) - Troy 10/25/11
Opp: Devin Singletary (184) & Kerrith Whyte (165) - vs Florida Atlantic 11/3/18

Individual rushed for 200+ Yards:

FIU: Ben West (214) - Florida A&M 10/1/05
Opp: Bennie Cunningham (230) - Middle Tennessee 10/13/12

Individual with 100 rush and receiving yards:

FIU: Kedrick Rhodes (130 rush/115 rec.) - at Duke 9/1/12
Opp: Never N/A

Two rushers with 100 yards in a game:

FIU: Shawndarrius Phillips (124) & Napoleon Maxwell (108) - UMass 9/15/17
Opp: Devin Singletary (184) & Kerrith Whyte (165) - vs Florida Atlantic 11/3/18

Three rushers with 100 yards in a game:

FIU: Darriet Perry (186), T.Y. Hilton (158), Darian Mallary (118) - at Troy 11/13/10
Opp: Never N/A

Team with 40 rushing attempts:

FIU: 53 - vs UMass 9/15/18
Opp: 60 - vs Florida Atlantic 11/3/18

Team with fewer than 25 rushing attempts:

FIU: 24 - at Miami 9/22/18
Opp: 24 - UMass 12/2/17

Team rushed for 300+ Yards:

FIU: 348 - UMass 9/15/18
Opp: 448 - vs Florida Atlantic 11/3/18

Team held between 51-100 yards rushing:

FIU: 94 - vs Middle Tennessee 10/13/18
Opp: 78 - Alcorn State 9/8/17

Team held under 50 yards rushing:

FIU: 39 - at Charlotte 10/15/16
Opp: 38 - N.C. Central 9/19/15

Individual scored on 50+ yard run:

FIU: D'Vonte Price (58) - at WKU 10/27/18
Opp: Devin Singletary (70) - at Florida Atlantic 11/18/17

PASSING

Individual with 40 pass attempts:

FIU: Alex McGough (50) - Old Dominion 11/11/17
Opp: Andrew Ford (49) - UMass 12/2/17

Individual with 50 pass attempts:

FIU: Alex McGough (50) - Old Dominion 11/11/17
Opp: Chase Litton (52) - at Marshall 10/28/17

Individual with 60 pass attempts:

FIU: Never N/A
Opp: Ben Dougherty (60) - vs. Florida A&M 11/27/04

Individual completed 25 passes:

FIU: James Morgan (27) - vs Middle Tennessee 10/13/18
Opp: John Urzua (25) - at Middle Tennessee 10/7/17

Individual completed 30 passes:

FIU: Alex McGough (35) - Old Dominion 11/11/17
Opp: Andrew Ford (34) - UMass 12/2/17

Individual passed for 300-399 yards:

FIU: James Morgan (311) - vs Middle Tennessee 10/13/18
Opp: Andrew Ford (392) - UMass 12/2/17

Individual passed for 400+ yards:

FIU: Paul McCall (400) - at Florida Atlantic (OT) 11/29/08
Opp: Graham Wilbert (403) - at Florida Atlantic 11/16/12

Individual threw three (3) touchdowns:

FIU: James Morgan (3) - at WKU 10/27/18
Opp: N'Kosi Perry (3) - at Miami 9/22/18

Individual threw four (4) touchdowns:

FIU: James Morgan (4) - UAPB 9/29/18
Opp: Andrew Ford (4) - UMass 12/2/17

Individual threw five (5) touchdowns:

FIU: Never N/A
Opp: Dalton Williams (5) - Akron 9/8/12

Team with less than 10 pass attempts:

FIU: 9 - at Louisville 9/21/13
Opp: 7 - at UTEP 11/16/13

Team with less than five (5) pass completions:

FIU: 4 - at Louisville 9/21/13
Opp: 3 - at UTEP 11/16/13

Team had less than 50 yards passing:

FIU: 27 - at Louisville 9/21/13
Opp: 36 - Tulane 10/14/17

Individual threw for a 60-69-yard touchdown:

FIU: Alex McGough to Dennis Turner (64) - N.C. Central 9/19/15
Opp: Driphus Jackson to James Mayden (69) - Rice 11/1/14

Individual threw for a 70-yard+ touchdown:

FIU: James Morgan to Maurice Alexander (76) - UAPB 9/29/18
Opp: Jason Driskel to Kalib Woods (79) - at Florida Atlantic 11/18/17

RECEIVING

Individual caught 10 passes:

FIU: Thomas Owens (11) - Old Dominion 11/11/17
Opp: Deon-Tay McManus (10) - Marshall 11/19/16

Individual had 100 yards receiving:

FIU: CJ Worton (114) - vs Middle Tennessee 10/13/18
Opp: Jonathan Duhart (150) - at Old Dominion 9/8/18

Two individuals with 100 yards receiving in a game:

FIU: Glenn Coleman (115) and Willis Wright (109) - Middle Tenn. 10/13/12
Opp: Richie James (127) and Ty Lee (100) - Middle Tennessee 10/29/15

TOTAL OFFENSE

Team gained 500 total yards:

FIU: 536 - UMass (329 rush, 207 pass) 9/15/18
Opp: 596 - vs Florida Atlantic (439 rush, 157 pass) 11/3/18

Team gained 600 total yards:

FIU: 613 - UAPB (220 rush, 393 pass) 9/29/18
Opp: 615 - at Kansas (224 rush, 391 pass) 9/22/07

Team gained between 100-200 total yards:

FIU: 189 - WKU (80 rush, 109 pass) 9/24/16
Opp: 172 - Rutgers (76 rush, 96 pass) 9/11/10

Team gained less than 100 total yards:

FIU: 27 - at Louisville 9/21/13
Opp: Never N/A

FIRST DOWNS

Team had 25 first downs:

FIU: 31 - vs UMass 9/15/18
Opp: 31 - vs Florida Atlantic 11/3/18

Team had less than 10 first downs:

FIU: 7 - at Miami 9/22/18
Opp: 9 - Wagner 9/6/14

PUNTING

Team punted at least 10 times:

FIU:	10 - at UAB	9/27/14
Opp:	10 - N.C. Central	9/19/15

Team did not punt:

FIU:	Never (1. several, last vs. Tulane)	10/14/17
Opp:	vs Florida Atlantic	11/3/18

Individual recorded a +50-yard punt:

FIU:	Stone Wilson (53) - at WKU	10/27/18
Opp:	George Georgopoulos (50) - UMass	9/15/18

Individual recorded a +60-yard punt:

FIU:	Stone Wilson (63) - vs Florida Atlantic	11/3/18
Opp:	Jack Fox (66) - vs Rice	10/20/18

Individual recorded a +70-yard punt:

FIU:	Stone Wilson (71) - at Florida Atlantic	11/18/17
Opp:	Mike Ruggles (73) - at UTEP	11/16/13

Individual blocked a punt:

FIU:	Kenyatta Anderson - Charlotte	11/7/15
Opp:	David Baptiste - Florida Atlantic	11/12/11

TURNOVERS

Individual threw three (3) interceptions:

FIU:	Alex McGough (3) - Indiana	9/1/16
Opp:	Peyton Ramsey (3) - Indiana	9/1/12

Individual with two (2) interceptions:

FIU:	Brad Muhammad - at Marshall	10/28/17
Opp:	Wiley Green - vs Rice	10/20/18

Team had four (4) turnovers:

FIU:	4 (1 INTs/3 fumbles) - at UCF	8/31/17
Opp:	5 (3 INTs/2 fumbles) - Middle Tennessee	11/15/14

Team had five (5) turnovers:

FIU:	5 (2 INTs/3 fumbles) - at UTSA	10/11/14
Opp:	5 (3 INTs/2 fumbles) - Middle Tennessee	11/15/14

Team had six (6) turnovers:

FIU:	7 (5 INTs/2 fumbles) - at Arkansas	10/27/07
Opp:	6 (4 INTs/2 fumbles) - at UAB	9/27/14

Team lost three (3) fumbles:

FIU:	3 - at UCF	8/31/17
Opp:	3 - Western Kentucky	11/24/14

Team lost six (6) fumbles:

FIU:	6 - North Texas	10/15/05
Opp:	Never (High of 4 - twice - last Wagner)	9/6/14

Team recovered an onside kick:

FIU:	1 - at WKU	10/27/18
Opp:	1 - N.C. Central	9/19/15

PENALTIES

Team was penalized 10 times:

FIU:	11 - Tulane	10/14/17
Opp:	10 - at UCF	8/31/17

Team was not penalized:

FIU:	Never (Record low 2 - at Troy)	10/18/03
Opp:	vs Rice	10/20/18

SCORING

Individual scored three touchdowns:

FIU:	Bryce Singleton (3, all receiving) - UMass	12/2/17
Opp:	Devin Singletary (3, all rushing) - vs Florida Atlantic	11/3/18

Individual scored four touchdowns:

FIU:	James Morgan (4) - UAPB	9/29/18
Opp:	Anthony Wales (4) - at WKU	11/5/16

Individual caught two touchdown passes:

FIU:	CJ Worton (2) - at Miami	9/22/18
Opp:	Lawrence Cager (2) - at Miami	9/22/18

Individual caught three touchdown passes:

FIU:	Bryce Singleton (3) - UMass	12/2/17
Opp:	Austin Duke (3) - Charlotte	11/7/15

Individual rushed for three touchdowns:

FIU:	Darriet Perry (3) - at Louisiana	11/20/10
Opp:	Devin Singletary (3) - vs Florida Atlantic	11/3/18

Individual kicked three field goals:

FIU:	Jose Borregales - vs Middle Tennessee	10/13/18
Opp:	Nice Rice - Old Dominion	11/11/17

Individual kicked four or more field goals:

FIU:	Dustin Rivest (5) - Arkansas State	11/08/08
Opp:	Kyle Fischer (5) - Louisiana Tech	10/26/13

Individual kicked a 50-yard field goal:

FIU:	Jose Borregales (53) - vs Middle Tennessee	10/13/18
Opp:	Greg Joseph (50) - Florida Atlantic	10/1/16

Individual returned a kickoff for a touchdown:

FIU:	Richard Leonard (100 yards) - at Florida Atlantic	11/16/12
Opp:	Carlos Henderson (92 yards) - LA Tech	10/22/16

Individual returned a punt for a touchdown:

FIU:	Maurice Alexander (69 yards) - vs UMass	9/15/18
Opp:	Deandre Reaves (69 yards) - at Marshall	11/14/15

Individual returned an interception for a touchdown:

FIU:	Rocky Jacques-Louis (59 yards) - vs UMass	9/15/18
Opp:	J. Crawford (33 yards) - Indiana	9/1/18

Individual returned a fumble for a touchdown:

FIU:	D'Vonte Price (38 yards) - Western Kentucky	10/5/14
Opp:	Andrew Power (29 yards) - North Texas	9/1/11

Individual recovered a fumble in end zone for a TD:

FIU:	Chance Attaway - at Middle Tennessee	9/29/07
Opp:	Ryan Downing - North Texas	9/1/11

Individual returned/recovered a blocked punt for a TD:

FIU:	Kenyatta Anderson (23 yards) - Charlotte	11/7/15
Opp:	Dakota Lewis (0 yards) - Kansas	9/22/07

Individual returned/recovered a blocked FG for a TD:

FIU:	Never	
Opp:	Ross Cockrell (75 yards) - Duke	9/1/12

Individual returned a blocked PAT for a touchdown:

FIU:	Zach Davis - vs. Florida A&M	11/27/04
Opp:	Never	

Team scored a two-point conversion:

FIU:	vs Middle Tennessee (Gaiter IV pass from Christan Alexander)	9/13/18
Opp:	UCF (Jordan Franks pass from Nick Patti)	9/24/16

Team scored a safety:

FIU:	Old Dominion	11/11/17
Opp:	at UCF	8/31/17

Team recorded a shutout:

FIU:	Butler (42-0)	9/14/02
Opp:	at Marshall (52-0)	11/14/15

Team scored 28 points in a quarter:

FIU:	28 (2nd) - UMass	9/15/18
Opp:	28 (4th) - vs Florida Atlantic	11/3/18

Team scored 40 points in a half:

FIU:	42 (1st) - vs UMass	9/15/18
Opp:	40 (1st) - at Maryland	8/31/13

2018 OVERALL STATS

Date	Opponent	Score	Att.
Sep 01, 2018	IND	L 28-38	17082
* Sep 08, 2018	at Old Dominion	W 28-20	19243
Sep 15, 2018	UMASS	W 63-24	14695
Sep 22, 2018	at #21 Miami (FL)	L 17-31	59814
Sep 29, 2018	UAPB	W 55-9	14937
* Oct 13, 2018	MIDDLE TENNESSEE	W 24-21	16002
* Oct 20, 2018	RICE	W 36-17	13741
* Oct 27, 2018	at WKU	W 38-17	15138
* Nov 03, 2018	FAU	L 14-49	18478

Record:	Overall	Home	Away	Neutral
All games	6-3	4-2	2-1	0-0
Conference	4-1	2-1	2-0	0-0
Non-Conference	2-2	2-1	0-1	0-0

Rushing	gp-gs	att	gain	loss	net	avg	td	lg	avg/g
MAXWELL, N.	9-2	98	465	8	457	4.7	3	44	50.8
PRICE, D'Vonte	9-2	63	426	8	418	6.6	5	70	46.4
PHILLIPS, S.	9-5	79	331	20	311	3.9	4	33	34.6
JONES, Anthony	2-1	23	122	3	119	5.2	2	36	59.5
ALEXANDER, M.	9-7	13	113	7	106	8.2	1	51	11.8
ALEXANDER, C.	7-0	9	70	3	67	7.4	0	31	9.6
PETERSON JR., S	2-0	11	41	0	41	3.7	0	7	20.5
WILSON, Stone	9-0	2	20	9	11	5.5	0	20	1.2
ATKINS, Jordan	1-0	2	3	0	3	1.5	0	2	3.0
Total	9	333	1635	136	1499	4.5	16	70	166.6
Opponents	9	372	2033	195	1838	4.9	15	37	204.2

Team Statistics	FIU	OPP
FIRST DOWNS	180	207
Rushing	74	107
Passing	91	79
Penalty	15	21
RUSHING YARDAGE	1499	1838
Rushing Attempts	333	372
Average Per Rush	4.5	4.9
Average Per Game	166.6	204.2
TDs Rushing	16	15
PASSING YARDAGE	2172	1687
Comp-Att-Int	163-256-6	151-254-10
Average Per Pass	8.5	6.6
Average Per Catch	13.3	11.2
Average Per Game	241.3	187.4
TDs Passing	21	12
TOTAL OFFENSE	3671	3525
Average Per Play	6.2	5.6
Average Per Game	407.9	391.7
KICK RETURNS: #-Yards	23-426	14-309
PUNT RETURNS: #-Yards	8-183	11-134
INT RETURNS: #-Yards	10-121	6-51
FUMBLES-LOST	11-4	9-3
PENALTIES-Yards	40-369	39-384
PUNTS-AVG	29-46.4	34-38.6
TIME OF POSSESSION/Game	30:42	29:18
3RD-DOWN Conversions	58/121	51/120
4TH-DOWN Conversions	10/17	9/15

Passing	gp-gs	effic	comp-att-int	pct	yds	td	lg	avg/g
MORGAN, James	9-9	161.18	149-233-5	63.9	1991	21	76	221.2
ALEXANDER, C.	7-0	118.28	14-23-1	60.9	181	0	49	25.9
Total	9	157.32	163-256-6	63.7	2172	21	76	241.3
Opponents	9	122.96	151-254-10	59.4	1687	12	83	187.4

Interceptions	no.	yds	avg	td	lg
BROWN, Isaiah	2	13	6.5	0	8
THOMAS-OLIVER	1	0	0.0	0	0
JACQUES-LOUIS,R	1	59	59.0	1	59
DAMES, Rishard	1	0	0.0	0	0
GATES, Jamal	1	0	0.0	0	0
DAMES, Richard	1	11	11.0	0	11
FREEMAN, Edwin	1	4	4.0	0	4
CUSHION III, O.	1	20	20.0	0	20
HALL, Dorian	1	14	14.0	0	14

Receiving	gp-gs	no.	yds	avg	td	lg	avg/g
WORTON, C.	9-6	27	518	19.2	5	58	57.6
ALEXANDER, M.	9-7	22	335	15.2	4	76	37.2
MALONEY, Austin	9-8	20	343	17.1	5	52	38.1
SINGLETON, B.	6-0	19	249	13.1	2	49	41.5
PALMER, S.	9-9	19	183	9.6	1	23	20.3
GAITER IV, Tony	9-3	15	124	8.3	1	35	13.8
PRICE, D'Vonte	9-2	10	71	7.1	0	14	7.9
SCOTT, Darius	8-1	7	76	10.9	0	26	9.5
THOMAS, Ivan	9-1	7	44	6.3	0	9	4.9
MAXWELL, N.	9-2	5	17	3.4	0	5	1.9
PHILLIPS, S.	9-5	4	60	15.0	0	35	6.7
GASKIN, C.	5-0	3	82	27.3	1	75	16.4
THORNTON, S.	7-0	2	55	27.5	2	29	7.9
JONES, Anthony	2-1	2	3	1.5	0	5	1.5
OLSEN, Collin	9-0	1	12	12.0	0	12	1.3
Total	9	163	2172	13.3	21	76	241.3
Opponents	9	151	1687	11.2	12	83	187.4

Punting	no.	yds	avg	lg	tb	fc	i20	50+	blk
WILSON, Stone	29	1347	46.4	63	3	14	7	10	0

Field Goals	fg	pct.	01-19	20-29	30-39	40-49	50-99	lg	blk
BORREGALES, J.	10-11	90.9	0-0	2-2	3-4	4-4	1-1	53	0

Punt Returns	no.	yds	avg	td	lg
ALEXANDER, M.	8	183	22.9	1	69
Total	8	183	22.9	1	69
Opponents	11	134	12.2	0	36

Scoring	td	fg	PAT				dxp	saf	pts
			kick	rush	rcv	pass			
BORREGALES, J.	-	10-11	37-38	-	-	-	-	-	67
ALEXANDER, M.	6	-	-	-	-	1-1	-	-	36
PRICE, D'Vonte	5	-	-	-	-	-	-	-	30
WORTON, C.	5	-	-	-	-	-	-	-	30
MALONEY, Austin	5	-	-	-	-	-	-	-	30
PHILLIPS, S.	4	-	-	-	-	-	-	-	24
MAXWELL, N.	3	-	-	-	-	-	-	-	18
THORNTON, S.	2	-	-	-	-	-	-	-	12
JONES, Anthony	2	-	-	-	-	-	-	-	12
SINGLETON, B.	2	-	-	-	-	-	-	-	12
GAITER IV, Tony	1	-	-	-	1	-	-	-	8
GASKIN, C.	1	-	-	-	-	-	-	-	6
JACQUES-LOUIS,R	1	-	-	-	-	-	-	-	6
PALMER, S.	1	-	-	-	-	-	-	-	6
MORGAN, James	1	-	-	-	-	-	-	-	6
Total	39	10-11	37-38	-	1	1-1	-	-	303
Opponents	28	10-15	26-26	-	1	1-2	-	-	226

Kick Returns	no.	yds	avg	td	lg
MALONEY, Austin	8	149	18.6	0	30
BROWN, Isaiah	4	75	18.8	0	27
PRICE, D'Vonte	3	67	22.3	0	30
PHILON, DARIUS	3	54	18.0	0	22
MAXWELL, N.	3	49	16.3	0	39
MUNROE, Shamar	1	16	16.0	0	16
ALEXANDER, M.	1	16	16.0	0	16
Total	23	426	18.5	0	39
Opponents	14	309	22.1	0	51

Score by Quarters	1st	2nd	3rd	4th	OT	Total
FIU	48	110	83	62	0	303
Opponents	52	74	52	48	0	226

All Purpose	g	rush	rcv	pr	kr	ir	total	avg/g
ALEXANDER, M.	9	106	335	183	16	0	640	71.1
PRICE, D'Vonte	9	418	71	0	67	0	556	61.8
MAXWELL, N.	9	457	17	0	49	0	523	58.1
WORTON, C.	9	0	518	0	0	0	518	57.6
MALONEY, Austi	9	0	343	0	149	0	492	54.7
Total	9	1499	2172	183	426	121	4401	489.0
Opponents	9	1838	1687	134	309	51	4019	446.6

Total Offense	g	plays	rush	pass	total	avg/g
MORGAN, James	9	256	-9	1991	1982	220.2
MAXWELL, N.	9	98	457	0	457	50.8
PRICE, D'Vonte	9	63	418	0	418	46.4
PHILLIPS, S.	9	79	311	0	311	34.6
ALEXANDER, C.	7	32	67	181	248	35.4



2018 TEAM STATS

Team Statistics	FIU	OPP
SCORING	303	226
Points Per Game	33.7	25.1
Points Off Turnovers	43	31
FIRST DOWNS	180	207
Rushing	74	107
Passing	91	79
Penalty	15	21
RUSHING YARDAGE	1499	1838
Yards gained rushing	1635	2033
Yards lost rushing	136	195
Rushing Attempts	333	372
Average Per Rush	4.5	4.9
Average Per Game	166.6	204.2
TDs Rushing	16	15
PASSING YARDAGE	2172	1687
Comp-Att-Int	163-256-6	151-254-10
Average Per Pass	8.5	6.6
Average Per Catch	13.3	11.2
Average Per Game	241.3	187.4
TDs Passing	21	12
TOTAL OFFENSE	3671	3525
Total Plays	589	626
Average Per Play	6.2	5.6
Average Per Game	407.9	391.7
KICK RETURNS: #-Yards	23-426	14-309
PUNT RETURNS: #-Yards	8-183	11-134
INT RETURNS: #-Yards	10-121	6-51
KICK RETURN AVERAGE	18.5	22.1
PUNT RETURN AVERAGE	22.9	12.2
INT RETURN AVERAGE	12.1	8.5
FUMBLES-LOST	11-4	9-3
PENALTIES-Yards	40-369	39-384
Average Per Game	41.0	42.7
PUNTS-Yards	29-1347	34-1312
Average Per Punt	46.4	38.6
Net punt average	39.8	32.0
KICKOFFS-Yards	53-3572	45-2594
Average Per Kick	67.4	57.6
Net kick average	44.1	39.3
TIME OF POSSESSION/Game	30:42	29:18
3RD-DOWN Conversions	58/121	51/120
3rd-Down Pct	48%	42%
4TH-DOWN Conversions	10/17	9/15
4th-Down Pct	59%	60%
SACKS BY-Yards	15-87	7-45
MISC YARDS	0	0
TOUCHDOWNS SCORED	39	28
FIELD GOALS-ATTEMPTS	10-11	10-15
ON-SIDE KICKS	2-4	0-1
RED-ZONE SCORES	(23-30) 77%	(30-36) 83%
RED-ZONE TOUCHDOWNS	(19-30) 63%	(21-36) 58%
PAT-ATTEMPTS	(37-38) 97%	(26-26) 100%
ATTENDANCE	94935	94195
Games/Avg Per Game	6/15822	3/31398
Neutral Site Games		0/0

Score by Quarters	1st	2nd	3rd	4th	OT	Total
FIU	48	110	83	62	0	303
Opponents	52	74	52	48	0	226

2018 FIU FOOTBALL GAME NOTES

2018 RESULTS

Date	Opponent		Score	Overall	Conference	Time	Attend
Sep 01, 2018	IND	L	28-38	0-1	0-0	3:20	17082
* Sep 08, 2018	at Old Dominion	W	28-20	1-1	1-0	5:01	19243
Sep 15, 2018	UMASS	W	63-24	2-1	1-0	3:05	14695
Sep 22, 2018	at #21 Miami (FL)	L	17-31	2-2	1-0	3:21	59814
Sep 29, 2018	UAPB	W	55-9	3-2	1-0	2:58	14937
* Oct 13, 2018	MIDDLE TENNESSEE	W	24-21	4-2	2-0	3:05	16002
* Oct 20, 2018	RICE	W	36-17	5-2	3-0	2:42	13741
* Oct 27, 2018	at WKU	W	38-17	6-2	4-0	3:04	15138
* Nov 03, 2018	FAU	L	14-49	6-3	4-1	2:52	18478



2018 GAME-BY-GAME

2018 FIU FOOTBALL GAME NOTES

Date	Opponent	Rushing				Receiving				Passing				Kick Returns				Punt Returns				tot off	
		no.	yds	td	lg	no.	yds	td	lg	cmp	att	int	yds	td	lg	no.	yds	td	lg	no.	yds		td
Sep 01	IND	39	170	3	36	17	157	1	35	17	28	1	35	3	53	0	27	0	0	0	0	0	327
Sep 08	at Old Dominion	51	189	1	33	19	300	3	49	19	31	1	49	3	44	0	17	0	0	0	0	0	489
Sep 15	UMASS	53	329	5	31	16	207	2	38	16	23	1	38	2	50	0	30	5	136	1	69	536	
Sep 22	at Miami (FL)	24	17	0	10	13	170	2	44	13	28	1	44	1	21	0	21	0	0	0	0	0	187
Sep 29	UAPB	29	220	3	70	13	393	4	76	13	19	0	76	2	33	0	22	2	29	0	17	613	
Oct 13	MIDDLE TENNESSEE	28	64	0	10	27	311	2	58	27	36	0	58	3	62	0	39	0	0	0	0	0	375
Oct 20	RICE	38	217	2	51	20	229	2	33	20	29	0	33	1	12	0	12	1	18	0	18	446	
Oct 27	at WKU	38	197	2	58	19	171	3	52	19	28	0	52	3	72	0	30	0	0	0	0	0	368
Nov 03	FAU	33	96	0	14	19	234	2	34	19	34	2	34	5	79	0	20	0	0	0	0	0	330
Opponents		333	1499	16	70	163	2172	21	76	163	256	6	76	23	426	0	39	8	183	1	69	3671	
		372	1838	15	37	151	1687	12	83	151	254	10	83	14	309	0	51	11	134	0	36	3525	

Games: 9 • Avg/rush: 4.5 • Avg/catch: 13.3 • Pass effic: 157.32 • KR avg: 18.5 • PR avg: 22.9 • All purpose avg/game: 489.0 • Total offense avg/gm: 407.9

Date	Opponent	Tackles				Sacks no-yds	Fumble		Pass Defense			blkd kick	PAT Attempts			off		
		ua	a	total	tfl-yds		ff	fr-yds	int-yds	qbh	brup		kick	rush	rcv	saf	t/o	pts
Sep 01	IND	67	17	84	3.0-13	1.0-9	0	0-0	1-14	1	2	0	4-4	0	0	0	7	28
Sep 08	at Old Dominion	43	17	60	6.0-15	2.0-7	0	0-0	0-0	3	4	0	4-4	0	0	0	0	28
Sep 15	UMASS	50	23	73	5.0-28	3.0-25	0	1-0	2-59	0	5	0	9-9	0	0	0	63	
Sep 22	at Miami (FL)	44	42	86	4.0-21	2.0-15	1	1-0	1-5	0	3	0	2-2	0	0	0	17	
Sep 29	UAPB	51	25	76	6.0-15	1.0-6	2	1-0	1-11	2	1	0	7-7	0	0	0	55	
Oct 13	MIDDLE TENNESSEE	56	19	75	7.0-31	2.0-5	0	0-0	1-20	0	2	0	1-1	0	1	0	24	
Oct 20	RICE	38	10	48	4.0-10	2.0-8	0	0-0	3-12	0	2	0	3-4	0	0	0	36	
Oct 27	at WKU	43	28	71	6.0-25	2.0-19	1	0-0	1-0	1	8	0	5-5	0	0	0	38	
Nov 03	FAU	41	36	77	6.0-8	0.0-0	1	0-0	0-0	1	1	0	2-2	0	0	0	14	
Opponents		433	217	650	47.0-166	16.5-94	5	3-0	10-121	8	28	0	37-38	0	1	0	303	
		397	216	613	35.0-103	7.0-45	6	4-0	6-51	21	34	0	26-26	0	1	0	226	

Date	Opponent	Punting							Field Goals			Kickoffs						
		no.	yds	avg	long	blkd	tb	fc	50+	i20	md-att	long	blkd	no.	yds	avg	tb	ob
Sep 01	IND	3	132	44.0	50	0	0	2	1	0	0-0	0	0	4	291	72.8	3	0
Sep 08	at Old Dominion	6	261	43.5	51	0	0	2	1	2	0-1	0	0	4	258	64.5	3	0
Sep 15	UMASS	1	47	47.0	47	0	1	0	0	0	0-0	0	0	10	603	60.3	2	1
Sep 22	at Miami (FL)	9	423	47.0	58	0	2	4	4	1	1-1	28	0	2	130	65.0	1	0
Sep 29	UAPB	2	86	43.0	47	0	0	2	0	1	2-2	40	0	10	716	71.6	8	0
Oct 13	MIDDLE TENNESSEE	1	54	54.0	54	0	0	0	1	0	3-3	53	0	5	353	70.6	5	0
Oct 20	RICE	2	97	48.5	51	0	0	1	1	1	3-3	47	0	8	571	71.4	8	0
Oct 27	at WKU	2	102	51.0	53	0	0	1	1	0	1-1	35	0	7	455	65.0	4	0
Nov 03	FAU	3	145	48.3	63	0	0	2	1	2	0-0	0	0	3	195	65.0	3	0
Opponents		29	1347	46.4	63	0	3	14	10	7	10-11	53	0	53	3572	67.4	37	1
		34	1312	38.6	80	0	2	11	5	11	10-15	47	0	45	2594	57.6	16	1

2018 PLAYER HIGHS

Rushes	18	PHILLIPS, S. at Old Dominion (Sep 08, 2018)
	18	MAXWELL, N. vs UMASS (Sep 15, 2018)
Yards Rushing	119	PRICE, D'Vonte at WKU (Oct 27, 2018)
TD Rushes	2	JONES, Anthony vs IND (Sep 01, 2018)
	2	PHILLIPS, S. vs UMASS (Sep 15, 2018)
	2	MAXWELL, N. vs UMASS (Sep 15, 2018)
	2	PRICE, D'Vonte vs UAPB (Sep 29, 2018)
	2	PRICE, D'Vonte at WKU (Oct 27, 2018)
Long Rush	70	PRICE, D'Vonte vs UAPB (Sep 29, 2018)
Pass attempts	36	MORGAN, James vs Middle Tennessee (Oct 13, 2018)
Pass completions	27	MORGAN, James vs Middle Tennessee (Oct 13, 2018)
Yards Passing	341	MORGAN, James vs UAPB (Sep 29, 2018)
TD Passes	4	MORGAN, James vs UAPB (Sep 29, 2018)
Long Pass	76	MORGAN, James vs UAPB (Sep 29, 2018)
Receptions	8	SINGLETON, B. vs Middle Tennessee (Oct 13, 2018)
Yards Receiving	144	ALEXANDER, M. vs UAPB (Sep 29, 2018)
TD Receptions	2	WORTON, C. at Miami (FL) (Sep 22, 2018)
Long Reception	76	ALEXANDER, M. vs UAPB (Sep 29, 2018)
Field Goals	3	BORREGALES, J. vs Middle Tennessee (Oct 13, 2018)
	3	BORREGALES, J. vs RICE (Oct 20, 2018)
Long Field Goal	53	BORREGALES, J. vs Middle Tennessee (Oct 13, 2018)
Punts	9	WILSON, Stone at Miami (FL) (Sep 22, 2018)
Punting Avg	54.0	WILSON, Stone vs Middle Tennessee (Oct 13, 2018)
Long Punt	63	WILSON, Stone vs FAU (Nov 03, 2018)
Punts inside 20	2	WILSON, Stone at Old Dominion (Sep 08, 2018)
	2	WILSON, Stone vs FAU (Nov 03, 2018)
Long Punt Return	69	ALEXANDER, M. vs UMASS (Sep 15, 2018)
Long Kickoff Return	39	MAXWELL, N. vs Middle Tennessee (Oct 13, 2018)
Tackles	18	LEWIS, Sage vs IND (Sep 01, 2018)
Sacks	2.0	TART, Teair vs UMASS (Sep 15, 2018)
	2.0	SILVA, Fermin at Miami (FL) (Sep 22, 2018)
Tackles For Loss	2.0	TART, Teair vs UMASS (Sep 15, 2018)
	2.0	SILVA, Fermin at Miami (FL) (Sep 22, 2018)
	2.0	SHERIFF, J. vs UAPB (Sep 29, 2018)
	2.0	FREEMAN, Edwin vs Middle Tennessee (Oct 13, 2018)
	2.0	LITTLE, Josh vs RICE (Oct 20, 2018)
Interceptions	1	HALL, Dorian vs IND (Sep 01, 2018)
	1	JACQUES-LOUIS,R vs UMASS (Sep 15, 2018)
	1	GATES, Jamal vs UMASS (Sep 15, 2018)
	1	BROWN, Isaiah at Miami (FL) (Sep 22, 2018)
	1	DAMES, Richard vs UAPB (Sep 29, 2018)
	1	CUSHION III, O. vs Middle Tennessee (Oct 13, 2018)
	1	FREEMAN, Edwin vs RICE (Oct 20, 2018)
	1	DAMES, Rishard vs RICE (Oct 20, 2018)
	1	BROWN, Isaiah vs RICE (Oct 20, 2018)
	1	THOMAS-OLIVER at WKU (Oct 27, 2018)

3rd-Down Conversions

Date	Opponent	Score	Overall	1st Qtr	2nd Qtr	3rd Qtr	4th Qtr	Overtime
Sep 01, 2018	IND	L 28-38	5-12 41.7	1-4 25.0	1-2 50.0	3-5 60.0	0-1 0.0	
Sep 08, 2018	at Old Dominion	W 28-20	7-16 43.8	1-3 33.3	3-5 60.0	2-4 50.0	1-4 25.0	
Sep 15, 2018	UMASS	W 63-24	4-8 50.0	1-2 50.0	0-0 0.0	2-2 100.0	1-4 25.0	
Sep 22, 2018	at Miami (FL)	L 17-31	3-14 21.4	0-3 0.0	0-3 0.0	1-5 20.0	2-3 66.7	
Sep 29, 2018	UAPB	W 55-9	3-8 37.5	1-3 33.3	0-1 0.0	0-1 0.0	2-3 66.7	
Oct 13, 2018	MIDDLE TENNESSEE	W 24-21	10-17 58.8	3-5 60.0	3-4 75.0	0-2 0.0	4-6 66.7	
Oct 20, 2018	RICE	W 36-17	9-16 56.2	2-3 66.7	3-4 75.0	2-3 66.7	2-6 33.3	
Oct 27, 2018	at WKU	W 38-17	8-14 57.1	3-4 75.0	0-2 0.0	4-6 66.7	1-2 50.0	
Nov 03, 2018	FAU	L 14-49	9-16 56.2	1-3 33.3	4-6 66.7	3-4 75.0	1-3 33.3	
FIU			58-121 47.9	13-30 43.3	14-27 51.9	17-32 53.1	14-32 43.8	0-0 0.0
Opponents			51-120 42.5	14-33 42.4	17-39 43.6	9-24 37.5	11-24 45.8	0-0 0.0

4th-Down Conversions

Date	Opponent	Score	Overall	1st Qtr	2nd Qtr	3rd Qtr	4th Qtr	Overtime
Sep 01, 2018	IND	L 28-38	2-2 100.0	0-0 0.0	0-0 0.0	1-1 100.0	1-1 100.0	
Sep 08, 2018	at Old Dominion	W 28-20	2-2 100.0	0-0 0.0	0-0 0.0	2-2 100.0	0-0 0.0	
Sep 15, 2018	UMASS	W 63-24	2-3 66.7	0-0 0.0	0-0 0.0	0-0 0.0	2-3 66.7	
Sep 22, 2018	at Miami (FL)	L 17-31	0-0 0.0	0-0 0.0	0-0 0.0	0-0 0.0	0-0 0.0	
Sep 29, 2018	UAPB	W 55-9	1-1 100.0	0-0 0.0	0-0 0.0	0-0 0.0	1-1 100.0	
Oct 13, 2018	MIDDLE TENNESSEE	W 24-21	1-3 33.3	0-1 0.0	1-1 100.0	0-1 0.0	0-0 0.0	
Oct 20, 2018	RICE	W 36-17	1-1 100.0	0-0 0.0	0-0 0.0	0-0 0.0	1-1 100.0	
Oct 27, 2018	at WKU	W 38-17	1-2 50.0	1-1 100.0	0-1 0.0	0-0 0.0	0-0 0.0	
Nov 03, 2018	FAU	L 14-49	0-3 0.0	0-0 0.0	0-1 0.0	0-0 0.0	0-2 0.0	
FIU			10-17 58.8	1-2 50.0	1-3 33.3	3-4 75.0	5-8 62.5	0-0 0.0
Opponents			9-15 60.0	1-4 25.0	3-4 75.0	2-2 100.0	3-5 60.0	0-0 0.0

Time of Possession

Date	Opponent	Score	Overall	1st Qtr	2nd Qtr	3rd Qtr	4th Qtr	Overtime
Sep 01, 2018	IND	L 28-38	27:25	8:29	6:22	8:40	3:54	
Sep 08, 2018	at Old Dominion	W 28-20	34:06	6:47	6:02	12:46	8:31	
Sep 15, 2018	UMASS	W 63-24	36:09	6:28	8:21	7:52	13:28	
Sep 22, 2018	at Miami (FL)	L 17-31	23:11	4:39	4:45	8:01	5:46	
Sep 29, 2018	UAPB	W 55-9	22:50	4:17	4:35	4:46	9:12	
Oct 13, 2018	MIDDLE TENNESSEE	W 24-21	34:27	9:37	7:09	8:43	8:58	
Oct 20, 2018	RICE	W 36-17	34:48	6:11	6:14	8:24	13:59	
Oct 27, 2018	at WKU	W 38-17	33:02	9:19	4:46	11:09	7:48	
Nov 03, 2018	FAU	L 14-49	30:24	4:08	10:19	9:37	6:20	
FIU			Total 276:22	59:55	58:33	79:58	77:56	0:00
			Avg. 30:42	6:39	6:30	8:53	8:39	0:00
Opponents			Total 263:38	75:05	76:27	55:02	57:04	0:00
			Avg. 29:17	8:20	8:29	6:06	6:20	0:00

2018 REDZONE STATS

Date	Opponent	Score	Times In RZ	Times Scored	Total Pts	Rush TDs	Pass TDs	FGs Made	Failed to score inside RZ						
									FGA	Down	Int	Fumb	Half	Game	
Sep 01, 2018	IND	L 28-38	3	3	21	3	2	1	0	0	0	0	0	0	0
Sep 08, 2018	at Old Dominion	W 28-20	3	2	14	2	1	1	0	1	0	0	0	0	0
Sep 15, 2018	UMASS	W 63-24	6	5	35	5	4	1	0	0	1	0	0	0	0
Sep 22, 2018	at Miami (FL)	L 17-31	2	2	10	1	0	1	1	0	0	0	0	0	0
Sep 29, 2018	UAPB	W 55-9	3	2	10	1	1	0	1	0	0	0	0	1	0
Oct 13, 2018	MIDDLE TENNESSEE	W 24-21	1	0	0	0	0	0	0	0	1	0	0	0	0
Oct 20, 2018	RICE	W 36-17	3	2	10	1	1	0	1	0	0	0	0	1	0
Oct 27, 2018	at WKU	W 38-17	5	5	31	4	1	3	1	0	0	0	0	0	0
Nov 03, 2018	FAU	L 14-49	4	2	14	2	0	2	0	0	1	0	1	0	0
Totals			30	23	145	19	10	9	4	1	3	0	1	2	0

23 of 30 (76.7%)

Opponents Inside FIU Red-Zone

Date	Opponent	Score	Times In RZ	Times Scored	Total Pts	Rush TDs	Pass TDs	FGs Made	Failed to score inside RZ						
									FGA	Down	Int	Fumb	Half	Game	
Sep 01, 2018	IND	L 28-38	6	5	31	4	0	4	1	0	0	0	0	1	0
Sep 08, 2018	at Old Dominion	W 28-20	4	3	13	1	0	1	2	0	1	0	0	0	0
Sep 15, 2018	UMASS	W 63-24	5	4	24	3	2	1	1	0	0	1	0	0	0
Sep 22, 2018	at Miami (FL)	L 17-31	4	3	17	2	0	2	1	0	1	0	0	0	0
Sep 29, 2018	UAPB	W 55-9	3	3	9	0	0	0	3	0	0	0	0	0	0
Oct 13, 2018	MIDDLE TENNESSEE	W 24-21	4	3	21	3	3	0	0	0	0	1	0	0	0
Oct 20, 2018	RICE	W 36-17	1	1	7	1	1	0	0	0	0	0	0	0	0
Oct 27, 2018	at WKU	W 38-17	4	3	17	2	2	0	1	1	0	0	0	0	0
Nov 03, 2018	FAU	L 14-49	5	5	35	5	5	0	0	0	0	0	0	0	0
Totals			36	30	174	21	13	8	9	1	2	2	0	1	0

30 of 36 (83.3%)

Rushing	gp-gs	att	gain	loss	net	avg	td	lg	avg/g
MAXWELL, N.	9-2	98	465	8	457	4.7	3	44	50.8
PRICE, D'Vonte	9-2	63	426	8	418	6.6	5	70	46.4
PHILLIPS, S.	9-5	79	331	20	311	3.9	4	33	34.6
JONES, Anthony	2-1	23	122	3	119	5.2	2	36	59.5
ALEXANDER, M.	9-7	13	113	7	106	8.2	1	51	11.8
ALEXANDER, C.	7-0	9	70	3	67	7.4	0	31	9.6
PETERSON JR., S	2-0	11	41	0	41	3.7	0	7	20.5
WILSON, Stone	9-0	2	20	9	11	5.5	0	20	1.2
ATKINS, Jordan	1-0	2	3	0	3	1.5	0	2	3.0
MORGAN, James	9-9	23	44	53	-9	-0.4	1	11	-1.0
TEAM	6-0	10	0	25	-25	-2.5	0	0	-4.2
Total	9	333	1635	136	1499	4.5	16	70	166.6
Opponents	9	372	2033	195	1838	4.9	15	37	204.2

Passing	gp-gs	effic	comp-att-int	pct	yds	td	lg	avg/g
MORGAN, James	9-9	161.18	149-233-5	63.9	1991	21	76	221.2
ALEXANDER, C.	7-0	118.28	14-23-1	60.9	181	0	49	25.9
Total	9	157.32	163-256-6	63.7	2172	21	76	241.3
Opponents	9	122.96	151-254-10	59.4	1687	12	83	187.4

Receiving	gp-gs	no.	yds	avg	td	lg	avg/g
WORTON, C.	9-6	27	518	19.2	5	58	57.6
ALEXANDER, M.	9-7	22	335	15.2	4	76	37.2
MALONEY, Austin	9-8	20	343	17.1	5	52	38.1
SINGLETON, B.	6-0	19	249	13.1	2	49	41.5
PALMER, S.	9-9	19	183	9.6	1	23	20.3
GAITER IV, Tony	9-3	15	124	8.3	1	35	13.8
PRICE, D'Vonte	9-2	10	71	7.1	0	14	7.9
SCOTT, Darrius	8-1	7	76	10.9	0	26	9.5
THOMAS, Ivan	9-1	7	44	6.3	0	9	4.9
MAXWELL, N.	9-2	5	17	3.4	0	5	1.9
PHILLIPS, S.	9-5	4	60	15.0	0	35	6.7
GASKIN, C.	5-0	3	82	27.3	1	75	16.4
THORNTON, S.	7-0	2	55	27.5	2	29	7.9
JONES, Anthony	2-1	2	3	1.5	0	5	1.5
OLSEN, Collin	9-0	1	12	12.0	0	12	1.3
Total	9	163	2172	13.3	21	76	241.3
Opponents	9	151	1687	11.2	12	83	187.4

Punt Returns	no.	yds	avg	td	lg
ALEXANDER, M.	8	183	22.9	1	69
Total	8	183	22.9	1	69
Opponents	11	134	12.2	0	36

Interceptions	no.	yds	avg	td	lg
BROWN, Isaiah	2	13	6.5	0	8
HALL, Dorian	1	14	14.0	0	14
THOMAS-OLIVER	1	0	0.0	0	0
JACQUES-LOUIS,R	1	59	59.0	1	59
DAMES, Rishard	1	0	0.0	0	0
GATES, Jamal	1	0	0.0	0	0
DAMES, Richard	1	11	11.0	0	11
FREEMAN, Edwin	1	4	4.0	0	4
CUSHION III, O.	1	20	20.0	0	20
Total	10	121	12.1	1	59
Opponents	6	51	8.5	1	33

Kick Returns	no.	yds	avg	td	lg
MALONEY, Austin	8	149	18.6	0	30
BROWN, Isaiah	4	75	18.8	0	27
PHILON, DARIUS	3	54	18.0	0	22
MAXWELL, N.	3	49	16.3	0	39
PRICE, D'Vonte	3	67	22.3	0	30
MUNROE, Shamar	1	16	16.0	0	16
ALEXANDER, M.	1	16	16.0	0	16
Total	23	426	18.5	0	39
Opponents	14	309	22.1	0	51

Fumble Returns	no.	yds	avg	td	lg
Total	0	0	0.0	0	0
Opponents	0	0	0.0	0	0

2018 DEFENSIVE STATS

#	Defensive Leaders	gp-gs	Tackles				Sacks no-yds	Pass defense			Fumbles		blkd	
			ua	a	tot	tfl/yds		int-yds	brup	qbh	rcv-yds	ff	kick	saf
3	LEWIS, Sage	9-9	64	32	96	3.5-6	1.0-3	.	5
5	FREEMAN, Edwin	9-8	45	20	65	5.0-8	.	1-4	1	1	.	1	.	.
10	CUSHION III, O.	9-7	34	15	49	.	.	1-20	1
90	CURTIS, Noah	9-7	19	19	38	2.0-10	1.5-7	1	.	.
36	HALL, Dorian	9-9	21	12	33	1.0-2	.	1-14	1	.	.	1	.	.
91	JOHNSON, A.	9-8	19	10	29	3.0-24	3.5-24	.	2	5
38	DAMES, Richard	9-3	18	11	29	2.0-4	.	1-11	2	1
21	THOMAS-OLIVER	9-7	19	6	25	3.0-6	.	1-0	7
96	LITTLE, Josh	8-4	15	8	23	2.0-6	1.0-5
31	JOHNSON, Tyree	9-5	17	6	23	2.0-3
20	LUBIN, Emmanuel	9-9	19	3	22	2.5-19	1.0-0	.	4
92	MERCIER, Jason	9-0	10	12	22	1-0	.	.	.
4	BROWN, Isaiah	9-2	17	4	21	1.5-3	.	2-13	4	.	1-0	.	.	.
59	GATES, Jamal	9-0	12	8	20	1.0-1	.	1-0
99	SHERIFF, J.	9-2	14	5	19	5.0-17	2.0-12
94	OLIVER, Kevin	9-5	4	11	15	.	0.5-0
35	DAMES, Rishard	9-0	12	2	14	0.5-0	.	1-0
97	HUMPHREY, T.	9-8	9	4	13	1.0-4	1.0-4
93	TART, Teair	8-0	8	4	12	4.0-22	2.0-18
45	JACQUES-LOUIS,R	9-2	10	2	12	.	.	1-59
7	SILVA, Fermin	4-3	6	5	11	3.0-18	2.0-15	.	.	1	.	1	.	.
48	POWELL, Josh	9-1	5	5	10	1.0-2
98	WOODS, Jordan	8-0	5	1	6	1.0-1	1	.	.
40	JACKSON, Daniel	9-0	4	2	6
27	MCCRAY, Benny	9-0	4	1	5
46	JUSTE, Milord	6-0	3	2	5	1.0-6	1.0-6
95	TARVER, Andrew	5-0	2	2	4
41	MUNROE, Shamar	7-0	2	1	3
72	STRICKLAND, D.	7-0	1	1	2
37	BROOKS, Romelo	8-0	2	.	2
51	PROPHETE, D.	9-0	2	.	2
49	GILLARD III, U.	2-0	1	.	1
52	GEORGES, D.	9-0	.	1	1
25	DUFFY, Aris	4-0	1	.	1
34	McGHEE, T.	2-0	1	.	1
17	IRVING JR., L	1-0	1	.	1	1.0-2
42	LOUIS, JoJo	4-0	1	.	1	1.0-2
9T	THIELE, Estin	1-0	.	1	1
16	GAITER IV, Tony	9-3	1	.	1
85	WILLIAMS, D.	2-0	.	1	1
11	WORTON, C.	9-6	1	.	1
15	MALONEY, Austin	9-8	1	.	1
4G	O'GORMAN, Shawn	2-0	1	.	1
30	BORREGALES, J.	9-0	1	.	1	.	.	.	1
61	CONNELL, Doug	4-0	1	.	1
TM	TEAM	6-0	1-0	.	.	.
Total		9	433	217	650	47-166	15-87	10-121	28	8	3-0	5	.	.
Opponents		9	397	216	613	35-103	7-45	6-51	34	21	4-0	6	.	.

Score by Quarters	1	2	3	4	Total
IND	14	14	7	3	38
FIU	7	7	7	7	28

Qtr Time Scoring play

1st	07:42	FIU - JONES, Anthony 2 yd run (BORREGALES, J. kick), 11-66 4:01
	04:59	IND - Hale, Donavan 18 yd pass from Ramsey, Peyton (Justus, Logan kick), 7-75 2:43
2nd	04:01	IND - Crawford, J. 33 yd interception return (Justus, Logan kick)
	13:42	IND - Hendershot, P. 3 yd pass from Ramsey, Peyton (Justus, Logan kick), 11-68 3:55
	06:12	FIU - JONES, Anthony 36 yd run (BORREGALES, J. kick), 8-79 3:32
3rd	03:41	IND - Hale, Donavan 2 yd pass from Ramsey, Peyton (Justus, Logan kick), 9-75 2:31
	07:39	IND - Majette, Mike 9 yd pass from Penix JR, Michal (Justus, Logan kick), 9-72 3:16
4th	01:11	FIU - PHILLIPS, S. 1 yd run (BORREGALES, J. kick), 16-78 6:28
	09:58	IND - Justus, Logan 36 yd field goal, 13-70 6:13
	06:04	FIU - ALEXANDER, M. 7 yd pass from MORGAN, James (BORREGALES, J. kick), 10-75 3:54

	IND	FIU
FIRST DOWNS	31	22
RUSHES-YARDS (NET)	45-213	39-170
PASSING YDS (NET)	252	157
Passes Att-Comp-Int	37-28-1	28-17-1
TOTAL OFFENSE PLAYS-YARDS	82-465	67-327
Fumble Returns-Yards	0-0	0-0
Punt Returns-Yards	1-6	0-0
Kickoff Returns-Yards	1-11	3-53
Interception Returns-Yards	1-33	1-14
Punts (Number-Avg)	2-43.0	3-44.0
Fumbles-Lost	0-0	3-2
Penalties-Yards	8-90	7-70
Possession Time	32:35	27:25
Third-Down Conversions	7 of 15	5 of 12
Fourth-Down Conversions	3 of 3	2 of 2
Red-Zone Scores-Chances	5-6	3-3
Sacks By: Number-Yards	1-8	1-9

RUSHING: IND-Scott, Stevie 20-70; Taylor, Reese 3-40; Ramsey, Peyton 8-36; Philyor, Whop 2-23; Majette, Mike 5-19; Gest, Cole 5-17; Penix JR, Michal 2-8. FIU-JONES, Anthony 15-88; PHILLIPS, S. 11-38; PRICE, D'Vonte 2-21; MAXWELL, N. 4-17; ALEXANDER, C. 3-7; MORGAN, James 4-minus 1.

PASSING: IND-Ramsey, Peyton 20-27-1-156; Penix JR, Michal 8-10-0-96. FIU-MORGAN, James 11-20-1-90; ALEXANDER, C. 6-8-0-67.

RECEIVING: IND-Timian, Luke 6-50; Fryfogle, Ty 5-33; Westbrook, Nick 5-33; Hale, Donavan 4-60; Philyor, Whop 2-27; Taylor, Reese 2-12; Bjorson, Matt 1-15; Gest, Cole 1-10; Majette, Mike 1-9; Hendershot, P. 1-3. FIU-WORTON, C. 5-69; GAITER IV, Tony 4-53; ALEXANDER, M. 4-25; PALMER, S. 3-12; JONES, Anthony 1-minus 2.

INTERCEPTIONS: IND-Crawford, J. 1-33. FIU-HALL, Dorian 1-14.

FUMBLES: IND-None. FIU-MORGAN, James 1-0; ALEXANDER, M. 1-1; ALEXANDER, C. 1-1.

IND (1-0) vs. FIU (0-1)

Date: Sep 01, 2018 • Site: Miami, Fla. • Stadium: FIU Stadium
Attendance: 17082

Kickoff time: 7:08 PM • End of Game: 10:28 • Total elapsed time: 3:20
Officials: Referee: Daniel Capron; Umpire: Tim Owens; Linesman: John Wierinski;
Line judge: Daniel Gallaghe; Back judge: Dennis Morris; Field judge: Steven Thielen;
Side judge: Kyle Debus; Center judge: Brent Durbin;
Temperature: 85 • Wind: 14 mph • Weather: Mostly Cloudy

Score by Quarters	1	2	3	4	Total
FIU	0	14	14	0	28
Old Dominion	7	13	0	0	20

Qtr Time Scoring play

1st	11:55	ODU - DUHART, J. 4 yd pass from WILLIAMS, S. (RICE, Nick kick), 6-75 3:05
2nd	14:33	ODU - DUHART, J. 83 yd pass from LARUSSA, Blake (RICE, Nick kick), 1-83 0:08
	09:16	ODU - RICE, Nick 30 yd field goal, 9-57 3:50
	07:41	FIU - WORTON, C. 47 yd pass from MORGAN, James (BORREGALES, J. kick), 5-75 1:35
	02:41	ODU - RICE, Nick 39 yd field goal, 11-53 5:00
	00:14	FIU - GAITER IV, Tony 11 yd pass from MORGAN, James (BORREGALES, J. kick), 10-75 2:27
3rd	06:50	FIU - PHILLIPS, S. 2 yd run (BORREGALES, J. kick), 19-86 8:01
	03:03	FIU - MALONEY, Austin 36 yd pass from MORGAN, James (BORREGALES, J. kick), 7-99 2:55

	FIU	ODU
FIRST DOWNS	25	16
RUSHES-YARDS (NET)	51-189	27-93
PASSING YDS (NET)	300	303
Passes Att-Comp-Int	31-19-1	37-19-0
TOTAL OFFENSE PLAYS-YARDS	82-489	64-396
Fumble Returns-Yards	0-0	0-0
Punt Returns-Yards	0-0	4-47
Kickoff Returns-Yards	3-44	1-51
Interception Returns-Yards	0-0	1-0
Punts (Number-Avg)	6-43.5	6-35.0
Fumbles-Lost	2-0	0-0
Penalties-Yards	5-35	3-35
Possession Time	34:06	25:54
Third-Down Conversions	7 of 16	3 of 13
Fourth-Down Conversions	2 of 2	0 of 1
Red-Zone Scores-Chances	2-3	3-4
Sacks By: Number-Yards	2-7	2-13

RUSHING: FIU-PHILLIPS, S. 18-94; MAXWELL, N. 16-64; PRICE, D'Vonte 8-28; ALEXANDER, M. 2-15; ALEXANDER, C. 1-4; TEAM 2-minus 5; MORGAN, James 4-minus 11. Old Dominion-COX, Jeremy 13-43; WILLIAMS, S. 7-32; JACKSON, G. 2-18; SPENCER, Isaiah 1-5; HARPER, Isaiah 1-0; SINCLAIR, B. 2-minus 2; LARUSSA, Blake 1-minus 3.

PASSING: FIU-MORGAN, James 17-27-1-251; ALEXANDER, C. 2-4-0-49. Old Dominion-WILLIAMS, S. 11-22-0-160; LARUSSA, Blake 8-15-0-143.

RECEIVING: FIU-SINGLETON, B. 4-62; WORTON, C. 3-79; PALMER, S. 3-34; MALONEY, Austin 2-52; GAITER IV, Tony 2-18; PRICE, D'Vonte 2-14; ALEXANDER, M. 1-29; GENAL, Carson 1-7; MAXWELL, N. 1-5. Old Dominion-HARPER, Isaiah 4-36; COX, Jeremy 4-24; DUHART, J. 3-150; ANTHONY, Donta 3-29; BROWN, Darrell 2-19; FULGHAM, Travis 1-24; SPENCER, Isaiah 1-11; MCCLUNEY, Scott 1-10.

INTERCEPTIONS: FIU-None. Old Dominion-NOYE, Justin 1-0.

FUMBLES: FIU-MORGAN, James 2-0. Old Dominion-None.

FIU (1-1,1-0) vs. Old Dominion (0-2,0-1)

Date: Sep 08, 2018 • Site: Norfolk, Va. • Stadium: S.B. Ballard

Attendance: 19243

Kickoff time: 7:30pm • End of Game: 12:31 AM • Total elapsed time: 5:01

Officials: Referee: Jon Noli; Umpire: John Mitchell; Linesman: Gary Calip;

Line judge: Scott Held; Back judge: Michael Bailey; Field judge: David Sherwood;

Side judge: Maurice Pierre; Center judge: Jeff Guadagno;

Temperature: 74 • Wind: ENE 4MPH • Weather: RAIN

Score by Quarters	1	2	3	4	Total
UMASS	7	3	14	0	24
FIU	14	28	14	7	63

Qtr Time Scoring play

1st	10:05	FIU - PHILLIPS, S. 4 yd run (BORREGALES, J. kick), 7-59 2:37
	04:48	FIU - MAXWELL, N. 3 yd run (BORREGALES, J. kick), 7-62 2:24
	01:27	UMASS - COMIS, Ross 10 yd run (CAGGIANO, Mike kick), 10-75 3:21
2nd	11:43	FIU - PHILLIPS, S. 22 yd run (BORREGALES, J. kick), 5-47 1:48
	08:28	UMASS - GARCIA, Cooper 36 yd field goal, 7-61 3:15
	04:36	FIU - PALMER, S. 8 yd pass from MORGAN, James (BORREGALES, J. kick), 8-79 3:52
	02:34	FIU - ALEXANDER, M. 38 yd pass from MORGAN, James (BORREGALES, J. kick), 3-61 1:21
3rd	01:09	FIU - PRICE, D'Vonte 3 yd run (BORREGALES, J. kick), 6-35 1:20
	11:50	UMASS - CURTIS, Michael 6 yd run (GARCIA, Cooper kick), 5-42 1:20
	09:10	FIU - ALEXANDER, M. 69 yd punt return (BORREGALES, J. kick)
	07:03	FIU - JACQUES-LOUIS,R 59 yd interception return (BORREGALES, J. kick)
4th	05:13	UMASS - ISABELLA, Andy 16 yd pass from CURTIS, Michael (GARCIA, Cooper kick), 5-70 1:50
	12:56	FIU - MAXWELL, N. 17 yd run (BORREGALES, J. kick), 13-75 7:17

	UMASS	FIU
FIRST DOWNS	24	32
RUSHES-YARDS (NET)	34-199	53-329
PASSING YDS (NET)	224	207
Passes Att-Comp-Int	32-15-2	23-16-1
TOTAL OFFENSE PLAYS-YARDS	66-423	76-536
Fumble Returns-Yards	0-0	0-0
Punt Returns-Yards	0-0	5-136
Kickoff Returns-Yards	7-125	2-50
Interception Returns-Yards	1-0	2-59
Punts (Number-Avg)	5-43.6	1-47.0
Fumbles-Lost	1-1	1-1
Penalties-Yards	5-40	2-30
Possession Time	23:51	36:09
Third-Down Conversions	4 of 10	4 of 8
Fourth-Down Conversions	0 of 0	2 of 3
Red-Zone Scores-Chances	4-5	5-6
Sacks By: Number-Yards	0-0	3-25

RUSHING: UMASS-YOUNG, Marquis 13-83; FREDERICKS, J. 7-74; ISABELLA, Andy 3-23; CURTIS, Michael 4-15; COMIS, Ross 4-10; OREKOYA, Nick 1-2; FORD, Andrew 2-minus 8. FIU-PHILLIPS, S. 16-117; MAXWELL, N. 18-104; ALEXANDER, C. 4-56; PRICE, D'Vonte 10-36; ALEXANDER, M. 2-16; MORGAN, James 2-6; TEAM 1-minus 6.

PASSING: UMASS-CURTIS, Michael 8-15-2-158; COMIS, Ross 5-12-0-60; FORD, Andrew 2-5-0-6. FIU-MORGAN, James 16-23-1-207.

RECEIVING: UMASS-ISABELLA, Andy 4-43; BRITT, Jessie 3-47; PALMER, Sadiq 3-38; YOUNG, Marquis 2-47; DINGLE, Brennon 2-34; REYNOLDS, T. 1-15. FIU-PHILLIPS, S. 3-56; MALONEY, Austin 3-27; MAXWELL, N. 3-10; PALMER, S. 2-24; GAITER IV, Tony 2-14; ALEXANDER, M. 1-38; WORTON, C. 1-23; SCOTT, Darrius 1-15.

INTERCEPTIONS: UMASS-MOSES, Lee 1-0. FIU-JACQUES-LOUIS,R 1-59; GATES, Jamal 1-0.

FUMBLES: UMASS-PEAH, Avien 1-1. FIU-PRICE, D'Vonte 1-1.

UMASS (1-3) vs. FIU (2-1,1-0)

Date: Sep 15, 2018 • Site: Miami, Fla. • Stadium: Riccardo Silva
Attendance: 14695

Kickoff time: 8:02 pm • End of Game: 11:07 • Total elapsed time: 3:05

Officials: Referee: Rodney Burnette; Umpire: Sheldon Davis; Linesman: Brett Toney;
Line judge: Brandon Spencer; Back judge: Larry C Neal Jr; Field judge: Carlos Guzman;
Side judge: Lea Bailey; Center judge: Joshua Fath;
Temperature: 81 • Wind: 2 MPH • Weather: Clear

Score by Quarters	1	2	3	4	Total
FIU	0	0	0	17	17
Miami (FL)	7	17	7	0	31

Qtr Time Scoring play

1st	02:51	UM - Homer, T 35 yd run (Baxa, B kick), 9-87 4:44
2nd	14:54	UM - Cager, L 26 yd pass from Perry, N (Baxa, B kick), 5-68 1:52
	02:30	UM - Baxa, B 30 yd field goal, 14-75 7:11
	00:27	UM - Jordan, B 12 yd pass from Perry, N (Baxa, B kick), 3-67 0:35
3rd	07:50	UM - Cager, L 17 yd pass from Perry, N (Baxa, B kick), 5-58 2:31
4th	06:57	FIU - WORTON, C. 35 yd pass from MORGAN, James (BORREGALES, J. kick), 7-85 3:07
	03:19	FIU - BORREGALES, J. 28 yd field goal, 4-0 0:55
	01:35	FIU - WORTON, C. 5 yd pass from MORGAN, James (BORREGALES, J. kick), 5-54 1:44

	FIU	UM
FIRST DOWNS	7	27
RUSHES-YARDS (NET)	24-17	49-248
PASSING YDS (NET)	170	240
Passes Att-Comp-Int	28-13-1	29-20-1
TOTAL OFFENSE PLAYS-YARDS	52-187	78-488
Fumble Returns-Yards	0-0	0-0
Punt Returns-Yards	0-0	3-44
Kickoff Returns-Yards	1-21	1-32
Interception Returns-Yards	1-5	1-0
Punts (Number-Avg)	9-47.0	3-29.7
Fumbles-Lost	0-0	2-1
Penalties-Yards	3-23	6-60
Possession Time	23:11	36:49
Third-Down Conversions	3 of 14	8 of 15
Fourth-Down Conversions	0 of 0	0 of 2
Red-Zone Scores-Chances	2-2	3-4
Sacks By: Number-Yards	2-15	2-11

RUSHING: FIU-MAXWELL, N. 10-25; PRICE, D'Vonte 3-3; PHILLIPS, S. 8-1; MORGAN, James 3-minus 12. Miami (FL)-Homer, T 13-114; Lingard, L 10-50; Perry, N 9-32; Dallas, D 7-28; Davis, C 5-24; Gray, T 1-7; Pope, M 1-4; Rosier, M 2-0; Weldon, C 1-minus 11.

PASSING: FIU-MORGAN, James 12-24-1-168; ALEXANDER, C. 1-4-0-2. Miami (FL)-Perry, N 17-25-1-224; Rosier, M 2-3-0-16; Weldon, C 1-1-0-0.

RECEIVING: FIU-WORTON, C. 5-123; PALMER, S. 4-25; GAITER IV, Tony 2-3; SCOTT, Darrius 1-17; MAXWELL, N. 1-2. Miami (FL)-Harley, M 7-76; Jordan, B 5-67; Cager, L 2-43; Dallas, D 2-30; Thomas, J 1-11; Ezzard, M 1-7; Davis, C 1-6; Burns, R 1-0.

INTERCEPTIONS: FIU-BROWN, Isaiah 1-5. Miami (FL)-Redwine, S 1-0.

FUMBLES: FIU-None. Miami (FL)-Weldon, C 1-1; Perry, N 1-0.

FIU (2-2) vs. Miami (FL) (3-1)

Date: Sep 22, 2018 • Site: Miami Gardens, Fla. • Stadium: Hard Rock Stadium
Attendance: 59814

Kickoff time: 3:30 p.m • End of Game: 6:51 p.m • Total elapsed time: 3:21
Officials: Referee: Dan Gautreaux; Umpire: Joe Nanus; Linesman: Gerry Austin;
Line judge: Tom Eaton; Back judge: Ivan Daniels; Field judge: Lark Jones;
Side judge: Justin Larrew; Center judge: Kevin Randall;
Temperature: 89 • Wind: E 8mph • Weather: Partly Cloudy 61% rh

Score by Quarters	1	2	3	4	Total
UAPB	3	0	3	3	9
FIU	17	21	17	0	55

Qtr Time Scoring play

1st	11:58	UAPB - Gillan, Jamie 37 yd field goal, 8-55 3:02
	10:25	FIU - ALEXANDER, M. 76 yd pass from MORGAN, James (BORREGALES, J. kick), 3-83 1:33
	04:29	FIU - BORREGALES, J. 23 yd field goal, 4-3 1:25
	02:17	FIU - WORTON, C. 52 yd pass from MORGAN, James (BORREGALES, J. kick), 1-52 0:10
2nd	13:23	FIU - MALONEY, Austin 37 yd pass from MORGAN, James (BORREGALES, J. kick), 3-80 0:58
	11:08	FIU - MAXWELL, N. 44 yd run (BORREGALES, J. kick), 1-44 0:10
	07:42	FIU - PRICE, D'Vonte 10 yd run (BORREGALES, J. kick), 6-80 2:00
3rd	14:48	FIU - GASKIN, C. 75 yd pass from MORGAN, James (BORREGALES, J. kick), 1-75 0:12
	09:43	FIU - BORREGALES, J. 40 yd field goal, 8-30 3:37
	01:37	UAPB - Gillan, Jamie 45 yd field goal, 11-47 8:06
	00:40	FIU - PRICE, D'Vonte 70 yd run (BORREGALES, J. kick), 2-75 0:57
4th	09:12	UAPB - Gillan, Jamie 31 yd field goal, 9-61 6:28

	UAPB	FIU
FIRST DOWNS	15	18
RUSHES-YARDS (NET)	44-172	29-220
PASSING YDS (NET)	110	393
Passes Att-Comp-Int	21-14-1	19-13-0
TOTAL OFFENSE PLAYS-YARDS	65-282	48-613
Fumble Returns-Yards	0-0	0-0
Punt Returns-Yards	0-0	2-29
Kickoff Returns-Yards	1-16	2-33
Interception Returns-Yards	0-0	1-11
Punts (Number-Avg)	6-45.8	2-43.0
Fumbles-Lost	3-1	2-0
Penalties-Yards	3-18	5-52
Possession Time	37:10	22:50
Third-Down Conversions	6 of 18	3 of 8
Fourth-Down Conversions	1 of 1	1 of 1
Red-Zone Scores-Chances	3-3	2-3
Sacks By: Number-Yards	0-0	1-6

RUSHING: UAPB-Porter, Taeyler 26-137; Gillan, Jamie 1-33; Gladden, Jamal 10-17; Cole, Tryvarious 2-4; Perry, Skyler 4-1; TEAM 1-minus 20. FIU-PRICE, D'Vonte 5-110; MAXWELL, N. 2-47; PETERSON JR., S 10-38; PHILLIPS, S. 8-24; ATKINS, Jordan 2-3; ALEXANDER, C. 1-0; TEAM 1-minus 2.

PASSING: UAPB-Perry, Skyler 12-19-1-106; Robinson II, C 2-2-0-4. FIU-MORGAN, James 9-14-0-341; ALEXANDER, C. 4-5-0-52.

RECEIVING: UAPB-Ralph, Tyrin 4-10; Brown, Jeremy 3-64; Smith, Orion 2-8; Porter, Taeyler 2-6; Miller, Dejuan 1-11; McNeal, Kolby 1-9; Gladden, Jamal 1-2. FIU-ALEXANDER, M. 5-144; GASKIN, C. 2-86; SCOTT, Darrius 2-31; WORTON, C. 1-52; PALMER, S. 1-22; GAITER IV, Tony 1-12; THOMAS, Ivan 1-9; MALONEY, Austin 0-37.

INTERCEPTIONS: UAPB-None. FIU-DAMES, Richard 1-11.

FUMBLES: UAPB-Brown, Jeremy 1-1; Ralph, Tyrin 1-0; Cole, Tryvarious 1-0. FIU-ALEXANDER, C. 1-0; ALEXANDER, M. 1-0.

UAPB (1-4,0-1) vs. FIU (3-2,1-0)

Date: Sep 29, 2018 • Site: Miami, Fla. • Stadium: Riccardo Silva
Attendance: 14937

Kickoff time: 7:35 • End of Game: 10:33 • Total elapsed time: 2:58

Officials: Referee: Joe Lehring; Umpire: Stephen Marshal; Linesman: Tobian Johnson;
Line judge: Jordan Whitting; Back judge: Nathan Jastram; Field judge: Dustin Drawhorn;
Side judge: Derrick Ralser; Center judge: Matthew Burks;
Temperature: 84 • Wind: ENE 13 • Weather: Partly Cloudy

Score by Quarters	1	2	3	4	Total
Middle Tennessee	0	14	7	0	21
FIU	3	10	0	11	24

Qtr Time Scoring play

1st	10:58	FIU - BORREGALES, J. 44 yd field goal, 9-32 4:02
2nd	09:06	MT - THOMAS, Tavares 7 yd run (HOLT, Crews kick), 22-92 8:52
	02:33	FIU - THORNTON, S. 26 yd pass from MORGAN, James (BORREGALES, J. kick), 13-77 6:33
	00:36	MT - O'HARA, Asher 11 yd run (HOLT, Crews kick), 8-75 1:57
	00:00	FIU - BORREGALES, J. 53 yd field goal, 5-35 0:36
3rd	08:09	MT - THOMAS, Tavares 2 yd run (HOLT, Crews kick), 4-45 1:40
4th	10:43	FIU - BORREGALES, J. 45 yd field goal, 12-42 6:03
	03:55	FIU - WORTON, C. 23 yd pass from MORGAN, James (GAITER IV, Tony pass from ALEXANDER, M.), 1

	MT	FIU
FIRST DOWNS	21	21
RUSHES-YARDS (NET)	40-187	34-70
PASSING YDS (NET)	142	311
Passes Att-Comp-Int	27-15-1	36-27-0
TOTAL OFFENSE PLAYS-YARDS	67-329	70-381
Fumble Returns-Yards	0-0	0-0
Punt Returns-Yards	1-25	0-0
Kickoff Returns-Yards	0-0	3-62
Interception Returns-Yards	0-0	1-20
Punts (Number-Avg)	4-38.5	1-54.0
Fumbles-Lost	0-0	0-0
Penalties-Yards	5-52	7-49
Possession Time	25:33	34:27
Third-Down Conversions	9 of 16	11 of 18
Fourth-Down Conversions	2 of 2	1 of 2
Red-Zone Scores-Chances	3-4	0-2
Sacks By: Number-Yards	1-5	1-5

RUSHING: Middle Tennessee-O'HARA, Asher 21-85; STOCKSTILL, B. 3-39; ANDERSON, Brad 4-31; THOMAS, Tavares 10-26; WEST, Terelle 1-4; BRUCE, Jocquez 1-2. FIU-MAXWELL, N. 13-45; PRICE, D'Vonte 9-31; PHILLIPS, S. 5-9; ALEXANDER, M. 3-minus 2; TEAM 1-minus 2; MORGAN, James 2-minus 4; SCOTT, Darrius 1-minus 7.

PASSING: Middle Tennessee-O'HARA, Asher 9-20-1-114; STOCKSTILL, B. 6-7-0-28. FIU-MORGAN, James 27-36-0-311.

RECEIVING: Middle Tennessee-LEE, Ty 5-74; SMITH, Patrick 3-19; CASEY, Gatlin 2-16; THOMAS, Tavares 2-0; SHIFLETT, Luke 1-17; ANDERSON, Brad 1-11; BRUCE, Jocquez 1-5. FIU-SINGLETON, B. 8-81; WORTON, C. 5-113; MALONEY, Austin 4-51; PALMER, S. 3-22; GAITER IV, Tony 2-5; THORNTON, S. 1-26; PHILLIPS, S. 1-4; ALEXANDER, M. 1-4; THOMAS, Ivan 1-3; SCOTT, Darrius 1-2.

INTERCEPTIONS: Middle Tennessee-None. FIU-CUSHION III, O. 1-20.

FUMBLES: Middle Tennessee-None. FIU-None.

Middle Tennessee (3-3,2-1) vs. FIU (4-2,2-0)

Date: Oct 13, 2018 • Site: Miami, Fla. • Stadium: Riccardo Silva

Attendance: 16002

Kickoff time: 7:34 pm • End of Game: 10:39 • Total elapsed time: 3:05

Officials: Referee: Billy Williams; Umpire: Greg Adams; Linesman: Max Causey;

Line judge: Jeremiah Harris; Back judge: Teiresias Jones; Field judge: Chris Scott;

Side judge: Adrian Carson; Center judge: Joe Lehring;

Temperature: 84 • Wind: 8MPH ESE • Weather: Partly Cloudy

Score by Quarters	1	2	3	4	Total
RICE	7	3	7	0	17
FIU	0	16	10	10	36

Qtr Time Scoring play

1st	07:40	RICE - MARSHMAN, Evan 7 yd run (FOX, Jack kick), 12-75 7:20
2nd	12:32	FIU - BORREGALES, J. 32 yd field goal, 14-67 6:37
	07:37	FIU - ALEXANDER, M. 51 yd run (BORREGALES, J. kick), 6-79 2:47
	04:28	FIU - MALONEY, Austin 33 yd pass from MORGAN, James (BORREGALES, J. kick failed), 3-34 0:59
	00:00	RICE - TOBOLA, Haden 47 yd field goal, 11-46 4:28
3rd	11:05	FIU - BORREGALES, J. 38 yd field goal, 11-54 3:55
	03:30	FIU - THORNTON, S. 29 yd pass from MORGAN, James (BORREGALES, J. kick), 7-87 4:13
	00:16	RICE - MARSHMAN, Evan 22 yd run (FOX, Jack kick), 7-75 3:14
4th	09:45	FIU - MORGAN, James 4 yd run (BORREGALES, J. kick), 11-75 5:31
	05:11	FIU - BORREGALES, J. 47 yd field goal, 8-31 4:28

	RICE	FIU
FIRST DOWNS	16	23
RUSHES-YARDS (NET)	29-125	38-217
PASSING YDS (NET)	115	229
Passes Att-Comp-Int	21-12-3	29-20-0
TOTAL OFFENSE PLAYS-YARDS	50-240	67-446
Fumble Returns-Yards	0-0	0-0
Punt Returns-Yards	1-11	1-18
Kickoff Returns-Yards	0-0	1-12
Interception Returns-Yards	0-0	3-12
Punts (Number-Avg)	4-44.0	2-48.5
Fumbles-Lost	0-0	1-0
Penalties-Yards	0-0	3-15
Possession Time	25:12	34:48
Third-Down Conversions	3 of 9	9 of 16
Fourth-Down Conversions	1 of 1	1 of 1
Red-Zone Scores-Chances	1-1	2-3
Sacks By: Number-Yards	0-0	2-8

RUSHING: RICE-MARSHMAN, Evan 11-68; WALTER, Austin 16-36; OTOVIANO, Juma 1-15; WALTER, Aston 1-6. FIU-PRICE, D'Vonte 12-79; ALEXANDER, M. 3-62; MAXWELL, N. 12-39; WILSON, Stone 1-20; MORGAN, James 3-13; PHILLIPS, S. 4-10; TEAM 3-minus 6.

PASSING: RICE-MARSHMAN, Evan 11-15-1-107; GREEN, Wiley 1-6-2-8. FIU-MORGAN, James 20-29-0-229.

RECEIVING: RICE-TRAMMELL, A. 5-57; CEPHUS, Aaron 2-24; WALTER, Austin 2-14; MYERS, Jordan 2-12; GENTOSI, G. 1-8. FIU-PRICE, D'Vonte 5-38; MALONEY, Austin 4-73; WORTON, C. 3-36; THOMAS, Ivan 3-16; THORNTON, S. 1-29; PALMER, S. 1-23; ALEXANDER, M. 1-14; SINGLETON, B. 1-4; GASKIN, C. 1-minus 4.

INTERCEPTIONS: RICE-None. FIU-BROWN, Isaiah 1-8; FREEMAN, Edwin 1-4; DAMES, Rishard 1-0.

FUMBLES: RICE-None. FIU-MORGAN, James 1-0.

RICE (1-7,0-4) vs. FIU (5-2,3-0)

Date: Oct 20, 2018 • Site: Miami, Fla. • Stadium: Riccardo Silva Stadi

Attendance: 13741

Kickoff time: 7:35 pm • End of Game: 10:17 • Total elapsed time: 2:42

Officials: Referee: Daniel Gautreau; Umpire: Joe Nanus; Linesman: Gerald Austin;

Line judge: Thomas Eaton; Back judge: Ivan Daniels; Field judge: Lark Jones;

Side judge: Justin Larrew; Center judge: Kevin Randall;

Temperature: 83 • Wind: ESE @ 6 • Weather: Mostly Cloudy

Score by Quarters	1	2	3	4	Total
FIU	7	7	14	10	38
WKU	0	3	0	14	17

Qtr Time Scoring play

1st	02:22	FIU - ALEXANDER, M. 6 yd pass from MORGAN, James (BORREGALES, J. kick), 16-75 9:06
2nd	05:03	FIU - SINGLETON, B. 5 yd pass from MORGAN, James (BORREGALES, J. kick), 6-39 2:58
	00:20	WKU - RINELLA, Alex 23 yd field goal, 14-69 4:43
3rd	12:06	FIU - PRICE, D'Vonte 6 yd run (BORREGALES, J. kick), 5-69 2:54
	00:26	FIU - MALONEY, Austin 4 yd pass from MORGAN, James (BORREGALES, J. kick), 14-58 6:10
4th	11:54	WKU - DUNCAN, Steven 1 yd run (SHANLEY, Davis pass failed), 11-75 3:32
	05:20	FIU - BORREGALES, J. 35 yd field goal, 11-66 6:34
	01:55	WKU - FERBY, D'Andre 1 yd run (FOURTENBARY, K. pass from DUNCAN, Steven), 10-63 3:25
	01:35	FIU - PRICE, D'Vonte 58 yd run (BORREGALES, J. kick), 2-61 0:20

	FIU	WKU
FIRST DOWNS	17	23
RUSHES-YARDS (NET)	38-197	38-168
PASSING YDS (NET)	171	144
Passes Att-Comp-Int	28-19-0	34-18-1
TOTAL OFFENSE PLAYS-YARDS	66-368	72-312
Fumble Returns-Yards	0-0	0-0
Punt Returns-Yards	0-0	1-1
Kickoff Returns-Yards	3-72	3-63
Interception Returns-Yards	1-0	0-0
Punts (Number-Avg)	2-51.0	4-26.0
Fumbles-Lost	0-0	1-0
Penalties-Yards	6-65	4-34
Possession Time	33:02	26:58
Third-Down Conversions	8 of 14	7 of 15
Fourth-Down Conversions	1 of 2	0 of 1
Red-Zone Scores-Chances	5-5	3-4
Sacks By: Number-Yards	2-17	1-8

RUSHING: FIU-PRICE, D'Vonte 14-119; MAXWELL, N. 16-80; PETERSON JR., S 1-3; PHILLIPS, S. 1-1; ALEXANDER, M. 1-0; MORGAN, James 3-minus 2; TEAM 2-minus 4. WKU-SAMUEL, Joshua 14-83; LAFRANCE, G. 6-34; APPLEBERRY, G. 5-23; SHANLEY, Davis 6-17; DUNCAN, Steven 4-11; FERBY, D'Andre 2-3; DEANE, Mik'Quan 1-minus 3.

PASSING: FIU-MORGAN, James 19-28-0-171. WKU-SHANLEY, Davis 14-25-0-105; DUNCAN, Steven 4-8-1-39; NUSS, Ryan 0-1-0-0.

RECEIVING: FIU-ALEXANDER, M. 6-48; MALONEY, Austin 4-70; GAITER IV, Tony 2-19; THOMAS, Ivan 2-16; PRICE, D'Vonte 2-5; SINGLETON, B. 1-5; SCOTT, Darrius 1-4; WORTON, C. 1-4. WKU-SLOAN, Jacquez 5-69; JACKSON, Lucky 5-30; FORTENBARY, K. 3-17; PEARSON, J. 2-23; DEANE, Mik'Quan 2-minus 1; LAFRANCE, G. 1-6.

INTERCEPTIONS: FIU-THOMAS-OLIVER 1-0. WKU-None.

FUMBLES: FIU-None. WKU-SHANLEY, Davis 1-0.

FIU (6-2,4-0) vs. WKU (1-7,0-4)

Date: Oct 27, 2018 • Site: Bowling Green, Ky. • Stadium: Smith Stadium

Attendance: 15138

Kickoff time: 6:34 pm • End of Game: 9:38 pm • Total elapsed time: 3:04

Officials: Referee: Justin Elliott; Umpire: Dongray Johnson; Linesman: Jerry Harris;

Line judge: Nick Theriot; Back judge: Chris Bynum; Field judge: Victor Sanchez;

Side judge: LaShell Nelson; Center judge: James Jones;

Temperature: 52F • Wind: W 6 mph • Weather: Overcast and Cool

Score by Quarters	1	2	3	4	Total
FAU	7	7	7	28	49
FIU	0	7	7	0	14

Qtr Time Scoring play

1st	12:31	FAU - SINGLETARY, D 0 yd fumble recovery (RIVAS, Vladimir kick), 8-75 2:29
2nd	07:21	FIU - MALONEY, Austin 13 yd pass from MORGAN, James (BORREGALES, J. kick), 4-29 1:08
	04:27	FAU - SINGLETARY, D 4 yd run (RIVAS, Vladimir kick), 8-75 2:54
3rd	08:47	FIU - SINGLETON, B. 19 yd pass from MORGAN, James (BORREGALES, J. kick), 11-78 6:13
	04:50	FAU - DURANTE, Jovon 28 yd pass from JOHNSON, De (RIVAS, Vladimir kick), 10-75 3:57
4th	13:04	FAU - SINGLETARY, D 7 yd run (RIVAS, Vladimir kick), 8-78 3:22
	08:35	FAU - WHYTE, Kerrith 6 yd run (RIVAS, Vladimir kick), 7-69 2:25
	06:02	FAU - DURANTE, Jovon 24 yd pass from JOHNSON, De (RIVAS, Vladimir kick), 3-35 0:54
	00:27	FAU - PEAVEY, Rafe 11 yd run (RIVAS, Vladimir kick), 6-49 3:25

	FAU	FIU
FIRST DOWNS	31	21
RUSHES-YARDS (NET)	60-439	33-115
PASSING YDS (NET)	157	271
Passes Att-Comp-Int	16-10-0	34-19-2
TOTAL OFFENSE PLAYS-YARDS	76-596	67-386
Fumble Returns-Yards	0-0	0-0
Punt Returns-Yards	0-0	0-0
Kickoff Returns-Yards	0-0	5-79
Interception Returns-Yards	2-18	0-0
Punts (Number-Avg)	0-0.0	3-48.3
Fumbles-Lost	2-0	2-1
Penalties-Yards	5-55	2-21
Possession Time	29:36	30:24
Third-Down Conversions	3 of 8	8 of 15
Fourth-Down Conversions	2 of 4	0 of 3
Red-Zone Scores-Chances	5-5	2-4
Sacks By: Number-Yards	1-5	0-0

RUSHING: FAU-SINGLETARY, D 27-184; WHYTE, Kerrith 17-165; JOHNSON, De 7-50; PEAVEY, Rafe 1-11; CHARLES, James 2-10; HEARNS, Gerald 1-9; DURANTE, Jovon 2-8; DAVIDSON, Ma. 1-2; SAUNDERS, Silve 1-2; HARRIS, Ladante 1-minus 2. FIU-MAXWELL, N. 7-36; ALEXANDER, M. 2-34; JONES, Anthony 8-31; PHILLIPS, S. 8-17; PRICE, D'Vonte 4-9; MORGAN, James 3-minus 3; WILSON, Stone 1-minus 9.

PASSING: FAU-ROBISON, Chris 6-10-0-90; JOHNSON, De 4-6-0-67. FIU-MORGAN, James 18-32-1-260; ALEXANDER, C. 1-2-1-11.

RECEIVING: FAU-DURANTE, Jovon 4-55; HARRIS, Ladante 3-21; BRYANT, Harriso 2-46; WRIGHT, Willie 1-35. FIU-SINGLETON, B. 5-97; WORTON, C. 3-37; ALEXANDER, M. 3-33; MALONEY, Austin 3-33; OLSEN, Collin 1-31; PRICE, D'Vonte 1-14; PALMER, S. 1-14; SCOTT, Darrius 1-7; JONES, Anthony 1-5.

INTERCEPTIONS: FAU-YOUNG, Jalen 1-18; ROSE, Ocie 1-0. FIU-None.

FUMBLES: FAU-SINGLETARY, D 1-0; HARRIS, Ladante 1-0. FIU-MORGAN, James 1-1; WILSON, Stone 1-0.

FAU (4-5,2-3) vs. FIU (6-3,4-1)

Date: Nov 03, 2018 • Site: Miami, Fla. • Stadium: Riccardo Silva

Attendance: 18478

Kickoff time: 7:36 PM • End of Game: 10:28 • Total elapsed time: 2:52

Officials: Referee: Rodney Burnette; Umpire: Sheldon Davis; Linesman: Lea Bailey;

Line judge: Joshua Fath; Back judge: Larry Neal Jr; Field judge: Brandon Spencer;

Side judge: Carlos Guzman; Center judge: Brett Toney;

Temperature: 77 • Wind: 9 MPH • Weather: Partly Cloudy