



# FIU FOOTBALL GAME NOTES



## FIU PANTHERS (8-3, 6-1 C-USA) vs MARSHALL THUNDERING HERD (7-3, 5-2 C-USA)

NOV. 24, 2018 >> RICCARDO SILVA STADIUM (20,000) >> MIAMI, FLORIDA >> 12:00 PM ET >> STADIUM

FIU	2018 STAT BREAKDOWN		MARSHALL	RECORD & SCHEDULE		
	35.5	PTS/GM	28.1		OVERALL RECORD:	8-3
	24.4	PTS ALLOWED/GM	19.8		C-USA RECORD:	6-1
	167.6	RUSH/GM	148.4		NON-CONFERENCE:	2-2
	251.8	PASS/GM	234.8		HOME:	4-2
	419.5	OFF YDS/GM	383.2		AWAY:	4-1
	391.3	DEF YDS/GM	318.2		NEUTRAL:	0-0
FIUsports.com			HERDZONE.com			

### FIU QUICK HITS

Head Coach: .....Butch Davis : Head Coach:.....Doc Holliday  
2018 Record: .....8-3 : 2018 Record: .....8-3  
Record at FIU (Years): .....16-8 (2) : Record at Marshall (Years): .....68-45 (9)  
Overall Record (Years): .....95-51 (12) : Overall Record (Years): .....68-45 (9)

### MARSHALL QUICK HITS

## >> QUICK NOTES VS MARSHALL

#### WORTH NOTING

>> A FIU win on Saturday would crown the Panthers as C-USA East Division Champions for the first time in program history.

>> FIU kept conference championship hopes alive by squeaking past Charlotte, 42-35, last weekend.

#### FROM THE FIELD

>> QB James Morgan needs only 249 passing yards to break Alex McGough's single-season passing yard record of 2,798 from 2017.

>> LB Sage Lewis needs only three tackles to break FIU's single-season tackling record of 119 set by Keyonvis Bouie in 2006.

#### INSIDE THE SERIES

>> This week's meeting between the Panthers and the Thundering Herd is just the sixth meeting between the two programs. FIU has won the last two meetings.

>> FIU won the 2017 game by jumping out to a 28-7 lead at halftime and held on for a 41-30 victory.

### 2018 SCHEDULE

Date	Opponent	TV/Online	Time/Result
9.1	INDIANA	CBSSN	L/28-38
9.8	at Old Dominion*	beIN	W/28-20
9.15	UMASS	beIN	W/63-24
9.22	at #21/20 Miami (Fla.)	ESPN2	L/17-31
9.29	ARKANSAS-PINE BLUFF	ESPN+	W/55-9
10.13	MIDDLE TENNESSEE*	beIN	W/24-21
10.20	RICE*	ESPN+	W/36-17
10.27	at WKU*	beIN	W/38-17
11.3	FLORIDA ATLANTIC*	Stadium	L/14/49
11.10	at UTSA*	ESPN+	W/45-7
11.17	at Charlotte*	ESPN3	W/ 42-35
11.24	MARSHALL*	Stadium/Facebook	12 p.m.

\* Conference USA Game

All Home Games Played at Riccardo Silva Stadium

All Times Eastern and Subject to Change

## >> BY THE NUMBERS

**8+** Teams in the second year under Butch Davis have all won at least eight games (Miami - 9, Cleveland Browns - 9, UNC - 8 and FIU - 8).

**1<sup>ST</sup>** If FIU wins on Saturday, the Panthers would clinch their first C-USA East Division crown and first trip to the conference title game.

**0** FIU has not lost a game this season when holding a lead entering the fourth quarter, sporting a 7-0 mark this season.

### THIS WEEK IN THE C-USA

Date	Matchup	TV	Time
11.24	Marshall at FIU	Stadium/Facebook	12:00 p.m.
11.24	WKU at Louisiana Tech	CBS Sports Network	12:00 p.m.
11.24	Old Dominion at Rice	ESPN+	1:00 p.m.
11.24	Southern Miss at UTEP	ESPN+	3:00 p.m.
11.24	UAB at Middle Tennessee	ESPN3	3:00 p.m.
11.24	Charlotte at Florida Atlantic	Stadium	6:00 p.m.
11.24	North Texas at UTSA	ESPN+	7:00 p.m.

### FIU ATHLETIC COMMUNICATIONS

TYSON RODGERS (FB, WBB, SB, WSOC)

Director of Sports Information

E-Mail: Tyson.Rodgers@FIU.edu

Office Phone: 305-348-2084

Cell Phone: 662-418-2982

Twitter: @tysonroddgers

TYLER BRAIN (SECONDARY FB, BSB, W6)

Athletic Communications Assistant

E-Mail: tbrain@fiu.edu

Office Phone: 305-348-2084

Cell Phone: 256-616-3097

Twitter: @Tyler\_Brain



### EXPERIENCE THE ACTION

#### >> TV/STREAM



TV: Stadium  
Pxp: Noah Coslov  
Color: Max Starks  
Sideline: Dani Klupenger

#### >> RADIO



Radio: 790 AM  
Pxp: A.J. Ricketts  
Color: Kenny Kelly

#### >> LIVE STATS



Visit FIUsports.com for up to date links on how to follow the contest via live stats online.

#### >> SOCIAL MEDIA



@FIUFootball | @FIUathletics



@FIU.Football | @FIUathletics



@FIUFootball | @FIUSports



## FIU MEDIA SCHEDULE - MARSHALL WEEK

### 19 MONDAY

Off Day  
(No Availability)

### 20 TUESDAY

**Practice**  
8:30-10:45 a.m. ET

**Media Availability**  
Select coaches and players will be made available

### 21 WEDNESDAY

**Practice**  
8:30-10:45 a.m. ET

**Media Availability**  
Select coaches and players will be made available

### 22 THURSDAY

**Practice**  
8:30-10:45 a.m. ET

**Media Availability**  
Closed to media

### 23 FRIDAY

**Team Walk Through**  
Closed to media

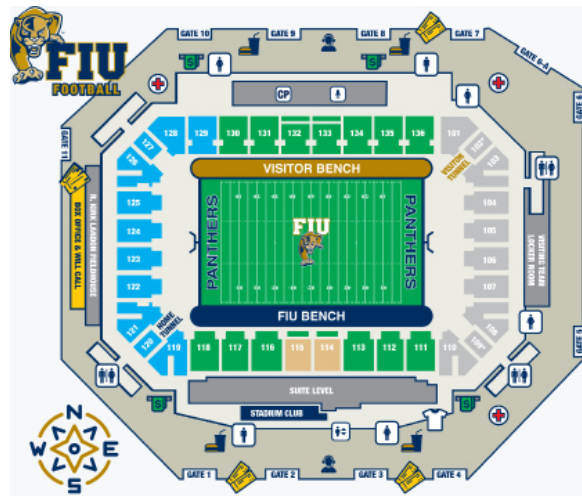
### 24 SATURDAY

**FIU vs. Marshall**  
12:00 p.m. ET  
Stadium/Facebook

### 25 SUNDAY

No Availability

## STADIUM INFO & DIRECTIONS



SEATING		GATE INFORMATION	ACCOMMODATIONS
CLUB LEVEL		GATE 1	TICKET SALES
SIDELINE		GATE 2	BOX OFFICE/WILL CALL
ENDZONE GA		GATE 3	GUEST SERVICES
STUDENT SECTION		GATE 4	CONCESSIONS
NON-ALCOHOL SECTION*		GATE 5	FIRST AID
		GATE 6/6-A	ATM
		GATE 7	RESTROOMS
		GATE 8	ELEVATORS
		GATE 9	MERCHANDISE
		GATE 10	RADIO BOOTH
		GATE 11	COMMAND POST

**Riccardo Silva Stadium Address**  
11200 SW 8th Street  
Miami, FL 33199  
Modesto A. Maidique Campus

### DIRECTIONS

#### From Miami International Airport:

Take the I-836 WEST exit from the Airport  
Follow the I-836 to the Florida Turnpike

Take the Florida Turnpike SOUTH exit  
Follow the Florida Turnpike SOUTH to the Bird Road exit (SW 40th Street)

Take the SW 40th Street exit EAST to SW 117th Avenue  
Turn left onto SW 117th Avenue

Follow SW 117th Avenue north to SW 2100 Block  
At Miami Dade Fair & Exposition back entrance, turn right

At Miami Dade Fair & Exposition back entrance, turn right

#### From W Palm Beach/Broward County or the Florida Turnpike north:

Take the Florida Turnpike SOUTH  
Follow the Florida Turnpike SOUTH to the Bird Road exit (SW 40th Street)

Take the SW 40th Street exit EAST to SW 117th Avenue  
Turn left onto SW 117th Avenue  
Follow SW 117th Avenue north to SW 2100 Block

At Miami Dade Fair & Exposition back entrance, turn right

## COACH BUTCH DAVIS

### PANTHER TALK SHOW

Each Monday of the 2018 football season, head coach Butch Davis will sit down with A.J. Ricketts for Panther Talk. The interview will be streamed live on FIU Athletics' Facebook page.

### POST PRACTICE INTERVIEWS

Head coach Butch Davis is available for on-field interviews at the end of practices. For out-of-town interviews with Coach Davis, please contact Tyson Rodgers (tyson.rodgers@fiu.edu).

### POST GAME INTERVIEWS

Head coach Butch Davis' post game press conferences will be held in the team meeting room for home games. A designated staff member will escort those when needed to the location. For road games, Davis' post game press conferences will be held in the visiting interview room or outside the locker room.

## PLAYERS/ASSISTANTS

### POST PRACTICE

All interview requests with players and assistant coaches should be made prior to practice for approval by Tyson Rodgers (tyson.rodgers@fiu.edu).

### POST GAME INTERVIEWS

Player requests for post game interviews will be taken in the fourth quarter. For home games, players will be available following Coach Butch Davis' press conference in the team meeting room. For road games, players will be available after Davis' press conference outside of the locker room.

The locker room is **OFF LIMITS** to the media for all games. FIU players **MAY NOT** be approached on the field.

## FIU ATHLETIC COMMUNICATIONS



### TYSON RODGERS

Director of Athletic Communications  
(FB, WBB, SB, WSDC)  
Office: 305-348-2084  
Cell: 662-418-2982  
Email: tyson.rodgers@fiu.edu



### MIKE HOGAN

Director of Athletic Communications  
(MBB, MSOC, VB, BEACH VB)  
Office: 305-348-1496  
Cell: 813-469-0616  
Email: mihogan@fiu.edu




### CHRIS SANTIAGO

Senior Multimedia Producer  
(Video Coordinator)  
Office: 305.348.6666  
Email: chsantia@fiu.edu



### A.J. RICKETTS

Multimedia Assistant/ Voice of the Panthers  
(TF, XC)  
Cell: 850.898.4914  
Email: arick014@fiu.edu



### TYLER BRAIN

Athletic Communications Assistant  
(Secondary FB, BSB, WG)  
Office: 305.348.2084  
Cell: 256.616.3097  
Email: tbrain@fiu.edu



### AMANDA ALVAREZ

Athletic Communications Assistant  
(SGD, WTN)  
Email: amanalva@fiu.edu



### DIANA PADILLA

Athletic Communications Assistant  
(WSDC, SB)  
Email: dpadi009@fiu.edu



### LIVE STATS

Live statistics available on FIUSports.com (<http://www.sidearmstats.com/FIU/football/media>). Stat monitors featuring StatBroadcast will be made available.

### MEDIA CREDENTIALS

Credentials for FIU home football games are for working media only. Requests for media credentials should be made by contacting Michael Hogan via email at [mihogan@fiu.edu](mailto:mihogan@fiu.edu) in the FIU Athletics Media Relations office. Requests from media covering visiting teams will be confirmed first with each opponent's sports information contact.

All credentials that cannot be mailed will be left at Media Will Call, which is located at Gate II (just north of the Field House). Will call will open two (2) hours prior to kickoff. Members of the media picking up credentials at Will Call must provide photo identification and the name must match the name on the credential.

### PHOTOGRAPHERS

Photo credentials are issued on a game-by-game basis. FIU will adhere to all NCAA guidelines regarding sideline photography that limit shooting to outside the restraining line enclosing the playing field and outside the 25-yard lines.

### PARKING

Preferred parking at Riccardo Silva Stadium is extremely limited. Media requesting parking should contact Athletic Media Relations well in advance. Media parking is located in the CSC lot (enter through 117th, located west of the Riccardo Silva Stadium).

### PHONE LINES

A limited number of phone lines are available in the press box for media. FIU provides an ISDN, and Ethernet connection and one business telephone line free of charge to the primary visiting radio outlet.

### WIRELESS INTERNET

The Riccardo Silva Stadium press box offers free wireless Internet service to media members. Instructions will be provided in the press box on game day.

### PRACTICE POLICIES

During the season practices are normally conducted at Riccardo Silva Stadium. The first 20 minutes of practice and the last 20 minutes of practice are open to the media. Photographers and videographers should contact the FIU Athletic Communications staff for days and times to shoot practice.

## FIU QUICK FACTS

### UNIVERSITY INFORMATION

Location:.....Miami, Florida  
 Founded/Opened:.....1965/1972  
 Enrollment:.....54,000  
 Nickname:.....Panthers  
 Mascot Name:.....Roary  
 School Colors:.....Blue (PMS 282) & Gold (PMS 871)  
 Conference:.....Conference USA  
 School President:.....Dr. Mark B. Rosenberg  
 Director of Sports & Entertainment:.....Pete Garcia  
 Team Twitter:.....@FIUFootball  
 Athletics Twitter:.....@FIUAthletics  
 Website:.....FIUSports.com  
 Conference Website:.....ConferenceUSA.com

### STADIUM INFORMATION

Venue Name:.....Riccardo Silva Stadium (20,000)  
 Surface:.....Field Turf  
 First Year:.....2008  
 First Game at Site:.....vs. UCF (Sept. 20, 2008)  
 Largest Crowd:.....22,682 vs. Duke (Oct. 1, 2011)  
 Ticket Office Phone:.....(305) FIU-GAME (348-4263)

### 2018 PANTHERS

2017 Record:.....8-5  
 2017 C-USA Record/Finish:.....5-3/2nd East  
 Last Bowl Appearance:.....2017 Gasparilla Bowl  
 Base Offense:.....Pro Set  
 Base Defense:.....Multiple 4-3  
 Letterwinners Returning/Lost:.....55/21  
 Returning Starters:.....13  
     Offense:.....7  
     Defense:.....4  
     Special Teams:.....2  
 Newcomers:.....31  
 True Freshmen:.....24

### TEAM HISTORY

First Year of Football:.....2002  
 All-Time Record:.....54-128 (17 Years)  
 # - All-Time Record:.....64-128 (17 Years)  
 All-Time C-USA Record:.....16-24 (5 Years)  
 All-Time Sun Belt Record:.....20-37 (8 Years)  
 All-Time Home Record:.....41-52  
 All-Time Road Record:.....22-73  
 Versus AP Top 25:.....0-8  
 Bowl Appearances:.....3 (2010, 2011, 2017)  
 Bowl Record:.....1-2  
 Most Single-Season Wins:.....8 (2011, 2017)  
 NFL Draft Picks:.....10

# - wins in 2003 (2-10), 2004 (3-7) and 2005 (4-6) were vacated.

### LAST TIME OUT...

FIU stayed in control of its own destiny by escaping Charlotte with a 42-35 victory over the 49ers.

James Morgan threw for 286 yards and two touchdowns with Napoleon Maxwell adding 102 yards and two touchdowns of his own to balance the Panthers' offensive attack.

In a game that saw 77 points scored, momentum shifted on a defensive play when Sage Lewis scooped and score on a fumble from 61 yards out.

### SENIOR DAY...

Saturday's game will serve as Senior Day for 19 Panthers as they will be honored before kickoff between FIU and Marshall at noon.

No.	Player	Pos.
5	Ed Freeman	LB
6	Stone Wilson	P
8	Christian Alexander	QB
11	CJ Worton	WR
17	Lewlin Irving Jr.	DB
20	Emmanuel Lubin	DB
23	Isaiah Hill	DB
31	Tyree Johnson	DB
32	Collin Olsen	FB
39	Sean Young	K
46	Milord Juste	OL
50	Johnathon Scandrett	LS
65	Daquane Wilkie	OL
66	Jordan Budwig	OL
71	Deion Eakins	OL
76	Neal Mars	OL
79	Kai Absheer	OL
91	Anthony Johnson	OL
99	Jermaine Sheriff	OL

### RECORDS TO FALL...

Saturday's game could see many records fall both for the team and individuals.

On the team side, the records that would fall would be the most wins in a single season for the Panthers. Eight is the current mark set three times, coming in 2011, 2017 and 2018.

On the individual side, quarterback James Morgan is nearing the single-season passing yard record, just 249 yards shy of breaking Alex McGough's mark of 2,798 in 2017. Morgan has already shattered the single-season passing touchdown mark of 26 already.

Linebacker Sage Lewis just needs three tackles to break the single-season tackling record, as he sits at 117 for the year. He aims to break Keyonvis Bouie 119 tackles in 2006.

### LAST TIME AGAINST MARSHALL...

FIU scored 28 first-half points and never looked back as the Panthers cruised passed the Thundering Herd, 41-30.

Alex McGough passed for two touchdowns and the FIU defense forced three turnovers in less than ideal conditions for football.

### THE BOWL PICTURE SO FAR...

Bowl-Eligible (6): FIU, LA Tech, Marshall, Middle Tennessee, North Texas, UAB

Needs one win (2): Florida Atlantic, Southern Miss

### C-USA 2018 Bowl Games

Bowl	Location	Date
New Mexico Bowl+	Albuquerque, NM	12/15
New Orleans Bowl+	New Orleans, LA	12/15
Boca Raton Bowl+	Boca, FL	12/18
Frisco Bowl*	Frisco, TX	12/19
Gasparilla Bowl^+	Tampa, FL	12/20
Bahamas Bowl+	Nassau, BAH	12/21
Hawaii Bowl+	Honolulu, HI	12/22
First Responders Bowl^+	Dallas, TX	12/26
Independence Bowl*	Shreveport, LA	12/27

+ C-USA primary bowl games

\* C-USA secondary bowl games

^ Gasparilla OR First Responders

### YEAR TWO SUCCESS FOR DAVIS...

The FIU football program enters año dos in the Butch Davis era, which historically has been a very good season for Davis during his head coaching career.

At Miami (1996), Davis led the team to a 9-3 record and a share of the Big East title, while at North Carolina (2008) he turned around the Tar Heels for an 8-5 mark and earned the program's first ranking in almost seven years.

Furthermore, Davis earned success in his second season with the Cleveland Browns as well, as he led the squad to a 9-7 record and a NFL playoff berth in 2002 -- the last since for the organization.

School (Affiliation)	Year	Record
FIU (NCAA)	2018	8-3
North Carolina (NCAA)	2008	8-5
Cleveland Browns (NFL)	2002	9-7
Miami (NCAA)	1996	9-3

## C-USA FOOTBALL SCENARIOS...

The Panthers control their destiny to win the East Division by winning at home vs. Marshall on Saturday. FIU owns the head-to-head tie-breaker over Middle Tennessee.

If FIU, Marshall and Middle Tennessee all finish 6-2 in the East Division, Middle Tennessee would win the tie-breaker based on division record. Marshall and Middle Tennessee would each be 5-1 in the division and FIU would be 4-2, thereby eliminating FIU. It then reverts back to head-to-head between Marshall and Middle Tennessee, which Middle Tennessee wins based on its win in Huntington.

UAB controls its destiny to host the C-USA Championship Game with a win at Middle Tennessee.

If UAB, FIU and Middle Tennessee each finish with the same conference record (7-1), you would break the tie in the East Division first. FIU would win that tie-breaker, based on a head-to-head victory over Middle Tennessee. Then, if UAB and FIU are division champions with the same record, those teams did not play in the regular season, eliminating the head-to-head tie-breaker, the second tie-breaker after conference record. Therefore, the CFP ranking is the next tie-breaker. If neither team is in the top 25 of the CFP Rankings and wins on the final weekend, average computer ranking (Anderson and Hester, Billingsley, Colley Matrix and Wolfe) would be used to determine host.

## BACK TO ACTION...

Anthony Jones and Mershawn Miller were both back in action against UTSA on Saturday, Nov. 10 after the two were victims of a drive-by shooting on Sept. 6.

Jones missed seven games of play, before returning against FAU, while Miller missed eight games prior to his return against UTSA.

Jones has earned 126 yards on 26 carries and 29 yards on six receptions and two touchdowns since coming back, while Miller played in the fourth quarter of the UTSA game at left guard.

## EARLY BOWLING FOR FIU...

FIU won its sixth game against WKU on Oct. 27, marking the earliest that a Panther squad has become bowl eligible in program history.

This is only the fourth time FIU has been bowl eligible and second-straight season under head coach Butch Davis.

## LATE-GAME PANTHERS...

Over the course of the 2018 season, the Panthers have outscored foes 93-69 in fourth quarter.

During the first seven games, the Panthers had not allowed a fourth quarter touchdown since the 2017 bowl game.

Furthermore, if the Panthers hold a lead heading into the fourth quarter, FIU is 7-0 this season.

## QBS UNDER BUTCH DAVIS...

Butch Davis has had an impressive list of quarterbacks under his tutelage, with James Morgan now joining the ranks. Morgan's 26 touchdowns rank as the most of any quarterback under Butch Davis.

### Quarterback TD Totals Under Butch Davis

Rk.	Player	TDs	Team (Year)
1.	James Morgan	26	FIU (2018)
2.	Ken Dorsey	25	Miami (2000)
3.	Ryan Clement	19	Miami (1996)
t3.	Scott Covington	19	Miami (1998)
t3.	T.J. Yates	19	UNC (2010)

## THROW IT TO MALONEY...

Redshirt junior Austin Maloney has been highly productive this season, catching 25 passes for 526 yards. Maloney averages 21.0 yards per catch, which ranks second in C-USA and fourth in the nation.

## MOVING THE CHAINS...

FIU has moved the chains on third downs this season, converting 68-of-145 attempts to earn a 46.9% conversion rate. That total ranks first in the C-USA and 19th in the nation.

## STRIVING FOR HISTORY...

FIU has only earned back-to-back winning seasons once in the program's history, with the 2010 and 2011 squads stringing together consecutive winning seasons.

Furthermore, the Panthers have only earned seven or more wins three times over the course of 16 years.

### Winning Seasons at FIU

Year	Head Coach	Record
2018	Butch Davis	8-3
2017	Butch Davis	8-5
2011	Mario Cristobal	8-5
2010	Mario Cristobal	7-6

## TEAM COMPARISON

### SERIES HISTORY

Overall:	Marshall, 4-2
In Miami:	1-2
In Huntington:	1-1
First Meeting:	12/20/11 vs Marshall (L/20-10)
Last Meeting:	10/28/17 vs Charlotte (W/41-30)
Last FIU Win:	41-30 (10/28/17)
Last Marshall Win:	52-0 (11/14/15)

### STAT BREAKDOWN

Category	FIU	MAR
Points/Game	35.5	28.1
First Downs	222	196
Rushing Yards/Game	167.6	148.4
Passing Yards/Game	251.8	234.8
Total Off. Yards/Game	419.5	383.2
Total Yards Allowed/Game	391.3	318.2
Third Down Conv.	46.9%	39.1%
Turnovers Gained	19	21
Turnovers Lost	10	10
Red Zone Offense	80.5%	83.7%
Red Zone Defense	81.4%	81.1%
Time of Possession/Game	30:20	29:16
Penalty Yards/Game	47.82	58.50

### NCAA RANKING

Category	FIU	MAR
Points/Game	26th	73rd
First Downs	81st	112th
Rushing Yards/Game	68th	90th
Passing Yards/Game	46th	63rd
Total Off. Yards/Game	54th	82nd
Total Yards Allowed/Game	61st	17th
Third Down Conv.	19th	69th
Turnovers Gained	38th	17th
Turnovers Lost	9th	97th
Red Zone Offense	95th	t66th
Red Zone Defense	t45th	42nd
Time of Possession/Game	55th	82nd
Penalty Yards/Game	33rd	83rd

Stats as of November 19th, 2018



## PANTHER TRENDS

### LEADING/TRAILING/TIED

Leading At Half:	6-0
Trailing At Half:	2-3
Tied At Half:	0-0
Leading After 3rd Quarter:	7-0
Trailing After 3rd Quarter:	1-3

### SCORING

Scores First:	5-1
Opponent Scores First:	3-2
Shutout at Half:	0-1
Holds Opp. Scoreless at Half:	1-0
Scores 20+ Points:	8-1
Scores Under 20 Points:	0-2
Allows 20+ Points:	4-3
Holds Opp. Under 20 Points:	4-0

### TOTAL YARDS

Less Than 300 Yards:	0-2
400+ Total Offense:	4-0
500+ Total Offense:	1-0
600+ Total Offense:	1-0
Hold Opp. Less Than 300 Yards:	3-0
Allow Opp. 400+ Yards:	1-3
Allow Opp. 500+ Yards:	1-1
Allow Opp. 600+ Yards:	0-0

### RUSH YARDS

Less Than 100 Yards:	1-2
100+ Yards Rushing:	4-1
200+ Yards Rushing:	2-0
300+ Yards Rushing:	1-0
Holds Opp. Under 100 Yards:	1-0
Allows 100+ Yards Rushing:	6-0
Allows 200+ Yards Rushing:	1-2
Allows 300+ Yards Rushing:	0-1

### PASS YARDS

Less Than 200 Yards:	1-2
200+ Yards Passing:	3-1
300+ Yards Passing:	4-0
400+ Yards Passing:	0-0
500+ Yards Passing:	0-0
Holds Opp. Under 200 Yards:	5-1
Allows 200+ Yards Passing:	2-2
Allows 300+ Yards Passing:	1-0
Allows 400+ Yards Passing:	0-0
Allows 500+ Yards Passing:	0-0

### TURNOVERS

Has 0 Turnovers:	5-0
Has 1 Turnover:	1-1
Has 2 Turnovers:	1-0
Has 3+ Turnovers:	0-2
Forces 0 Turnovers:	1-1
Forces 1 Turnover:	2-1
Forces 2 Turnover:	2-1
Forces 3+ Turnovers:	3-0

## LEWIS AMONG NATION'S BEST...

Redshirt junior Sage Lewis has earned 117 tackles this season, averaging 10.6 tackles per contest. That total ranks first in the C-USA and 14th in the nation.

### C-USA Leaders in Tackles Per Game

No.	Player	Team	TPG
1.	Sage Lewis	FIU	10.6
tl.	AJ Hotchkins	UTEP	10.6
3.	Ben Holt	WKU	10.4
4.	E.J. Ejaya	North Texas	9.4
5.	Chase Hancock	Marshall	9.1

## PANTHERS OVER 100 ONCE AGAIN...

FIU has had five 100-yard rushers this season, with all three being different Panthers. The Panthers have not achieved the feat since the trio of Kendrick Rhodes, Jake Medlock and Jeremiah Harden each earned 100-yard games in 2012.

### FIU Players to Rush Over 100 Yards in 2018

Date	Player	Yards
9/15/18	Shawndarrius Phillips (vs. UMass)	117
9/15/18	Napoleon Maxwell (vs. UMass)	104
9/29/18	D'Vonte Price (vs. UAPB)	110
10/27/18	D'Vonte Price (at WKU)	119
11/17/18	Napoleon Maxwell (at Charlotte)	102

## ALEXANDER MAKES HISTORY...

Wideout Maurice Alexander made history against UMass on Sept. 15, becoming the first Panther to score a receiving and punt return touchdown in the same game. Alexander scored on a 38-yard strike, before putting on a juke-clinic on a 69-yard punt return for a score later in the game.

## HALL SHINES IN OPENER...

Redshirt freshman Dorian Hall had quite the game to open his FIU career, as the safety earned one interception while making six tackles in his first start as a Panther. Hall's interception also marked a significant milestone, as he became the first freshman since 2002 to earn a pick in a season opener.

### Freshmen Who've Earned INT in Season Opener

Player	Opponent	Year
Nick Turnbull	St. Peter's	2002
Gentry Jackson	St. Peter's	2002
Dorian Hall	Indiana	2018

## SAGE AGAINST THE MACHINE...

Redshirt junior Sage Lewis earned a monster game against Indiana, becoming a tackling machine against the Hoosiers to earn 18 total tackles for the game. The linebacker's total is tied for first in the nation, while tying for fifth-most in a single game at FIU.

### Most Tackles in a Single Game

No.	Player	Date	Tackles
1.	John Haritan	9/11/04	21
2.	Keyonvis Bouie	10/28/06	20
3.	Michael Dominguez	11/17/07	19
t3.	Keyonvis Bouie	11/5/06	19
5.	Sage Lewis	9/1/18	18
t5.	Keyonvis Bouie	12/3/06	18
t5.	Keyonvis Bouie	11/18/06	18
t5.	Keyonvis Bouie	10/20/06	18
9.	Winston Fraser	10/18/11	17
10.	Wendy Napoleon	10/7/06	16
tl0.	John Haritan	10/26/02	16
tl0.	Nick Turnbull	9/7/02	16

## WILSON IN THE RECORD BOOKS...

Stone Wilson is one of FIU's greatest punters of all-time, securing the top spot in career punts (197) and career punt yards (7,988), while ranking third in yards-per-punt (40.5).

### Career Punts

1.	197	Stone Wilson (197-7,988)	2015-Present
2.	176	Josh Brisk (176-7,119)	2010-12
3.	163	Doug Jones (163-5,907)	2002-04
4.	142	Carlos Munera (142-5,968)	2008-09
5.	129	Chris Cook (129-4,949)	2006-07

### Career Punt Yards

1.	7,988	Stone Wilson (197-7,988)	2015-Present
2.	7,119	Josh Brisk (176-7,119)	2010-12
3.	5,968	Carlos Munera (142-5,968)	2008-09
4.	5,907	Doug Jones (163-5,907)	2002-04
5.	4,949	Chris Cook (129-4,949)	2006-07

### Career Average Per Punt (Minimum 60 punts)

1.	42.03	Carlos Munera (142-5,968)	2008-09
2.	40.55	Josh Brisk (175-7,097)	2010-12
3.	40.50	Stone Wilson (197-7,988)	2015-Present
4.	38.36	Chris Cook (129-4,949)	2006-07
5.	36.57	Chris Patullo (67-2,450)	2005-06

## HIP HIP JOSE...

Redshirt sophomore Jose Borregales nailed three 40-plus yard field goals against Middle Tennessee, including a school-record 53-yarder to end the first half.

Borregales totaled 11 of FIU's 24 points to push the Panthers past the Blue Raiders 24-21. For his efforts, Borregales was awarded the C-USA Special Teams Player of the Week honor.



## 12 >> JAMES MORGAN

6-4 ■ Junior ■ Quarterback

Green Bay, Wisconsin ■ Bowling Green

### CAREER HIGHS

#### Single Game

Pass TDs:.....5, vs. Toledo (10/15/16)  
 Pass Yards:.....389, vs. Miami (OH) (10/22/16)  
 Completions:.....30, vs. Miami (OH) (10/22/16)  
 Attempts:.....49, vs. Miami (OH) (10/22/16)  
 Long Pass:.....75, vs. Miami (OH) (10/22/16)  
 Rush Yards:.....13, last vs. Rice (10/20/18)  
 Rush Yards:.....11 vs. Ohio (10/8/16)

#### Season

Pass TDs:.....26 at FIU (2018)  
 Pass Yards:.....2,550 at FIU (2018)  
 Completions:.....192 at FIU (2018)  
 Attempts:.....326 at Bowling Green (2016)  
 Rush Yards:.....19 at FIU (2018)  
 Rush Attempts:.....45 at Bowling Green (2016)

### CAPTAIN MORGAN...

After graduating early from Bowling Green with a degree in pre-law, James Morgan transferred to FIU over the summer. The quarterback has since become a natural leader for the Panthers as he was named one of FIU's team captains.

### GOLDEN YEAR...

Graduate transfer James Morgan has had a great year for FIU this season, ranking among the top of most C-USA passing categories.

#### Category - Total (C-USA Ranking)

TDs Responsible For - 27 (1st)  
 Passing TDs - 26 (1st)  
 Total Yards - 2,526 (5th)  
 Passing Yards - 2,550 (5th)  
 Completion Percentage - 65.5% (3rd)  
 Passing Yards Per Attempt - 8.7 (1st)  
 Passer Rating - 164.5 (1st) (7th)

### MORGAN BREAKS SCHOOL RECORD...

James Morgan has thrown 26 touchdowns this season, which is the most in a single season at FIU.

#### Most Single-Season Passing Touchdowns

Rk	Player	Total	Year
1.	James Morgan	26	2018
2.	Alex McGough	21	2015
3.	Alex McGough	17	2017
4.	Wes Carroll	16	2010
5.	Paul McCall	15	2008

### MORGAN NEARS YARDAGE RECORD...

James Morgan has thrown 2,550 passing yards this season, just 248 yards shy of breaking the single-season passing yard record set by Alex McGough's (2,798) in 2017.

#### Most Single-Season Passing Yards

Rk	Player	Total	Year
1.	Alex McGough	2,798	2017
2.	Alex McGough	2,722	2015
3.	Wes Carroll	2,623	2010
4.	James Morgan	2,550	2018
5.	Josh Padrick	2,493	2003

### MORGAN TIES SCHOOL RECORD...

James Morgan tied the program's record for most touchdowns in a season against Arkansas-Pine Bluff on Sept. 29. The Panther signal-caller tossed four touchdowns while earning 341 yards through the air.

#### Most Single-Game Passing Touchdowns at FIU

1. James Morgan vs. UAPB	9/29/18
Paul McCall at Florida Atlantic (OT)	11/29/08
Paul McCall at North Texas	10/4/08
Jamie Burke vs. Albany	11/19/02

### MORGAN CLAIMS NATIONAL HONORS...

After passing for 311 yards and two touchdowns to lead FIU past Middle Tennessee on Oct. 13, James Morgan was named to numerous national awards for his stellar play.

- Davey O'Brien Great 8 List
- Manning Award Star of the Week

### WUERFFEL HONOR FOR MORGAN...

James Morgan was nominated for the Wuerffel Trophy in early October, which is given to a player who leads on and off the field.

Named after 1996 Heisman Trophy Winner, Danny Wuerffel, the Wuerffel Trophy, "College Football's Premier Award for Community Service," is presented in Fort Walton Beach, Florida annually to the college football player that best combines exemplary community service with academic and athletic achievement.

Past winners of the award are: Rudy Niswanger - LSU - 2005; Joel Penton - Ohio State - 2006; Paul Smith - Tulsa - 2007; Tim Tebow - Florida - 2008; Tim Hiller - Western Michigan - 2009; Sam Acho - Texas - 2010; Barrett Jones - Alabama - 2011; Matt Barkley - USC - 2012; Gabe Ikard - Oklahoma - 2013; Deterrian Shackelford - Ole Miss - 2014; Ty Darlington - Oklahoma - 2015; Trevor Knight - Texas A&M - 2016; Courtney Love - Kentucky - 2017.





## >> RICCARDO SILVA STADIUM

Designed by Rossetti Architects, the stadium has a 6,500-square-foot Panther Club on the ground level, an upper concourse for additional fan seating and concessions, a jumbotron scoreboard, and 19 luxury suites. Seating includes chair-back seats and bench seating, all with backrests.

FIU Community Stadium was the first dedicated sports facility at the school, replacing Tamiami Field. Construction officially began on July 24, 1994 and the facility opened on September 24, 1995, as a 7,500-seat football and track stadium. It was built as a joint venture between FIU, Miami-Dade County Public Schools, Miami-Dade Parks, and the Miami-Dade County Youth Fair.

In anticipation of the inaugural FIU Golden Panthers football season in fall 2002, the university placed movable bleachers around the stadium's all-weather running track in 2001, which increased the stadium's capacity to 17,000 seats.

In 2007, the university announced a major expansion and redesign for FIU Stadium. The redesign of FIU Stadium would increase the stadium's capacity to 45,000 fans, to be built in phases. For the first phase of the expansion, the school demolished a large portion of the original 1995 stadium. The west, south and east sides of FIU Stadium were taken down and construction began on the new, permanent stadium. The expansion was completed in September 2008 for the 2008 football season. Phase one increased the stadium's capacity from 17,000 fans to 18,000, including 1,500 club seats. During construction, the 2007 football team played its home games in the Miami Orange Bowl.

The new facility opened for the first home game of the 2008 football season against the South Florida Bulls on Sept. 20. The Panthers lost 17-9 in front of a crowd of 16,717. FIU finished its first season in

the new stadium with three wins and two losses.

In 2009, the university began the second phase of the stadium expansion, which included the construction of a new football field house. Renovations were completed in 2012 and the capacity increased to 20,000 seats.

In April 2011, the field was named Alfonso Field after alumnus David F. Alfonso. The facility also includes a two-story, 50,000-square-foot field house, named for trustee R. Kirk Landon, which includes a 14,000-square-foot weight room. The stadium also includes 8,500 square feet of locker rooms, an equipment room, a full-service athletic training facility, a ticket office, a merchandise area, and an FIU Athletics Hall of Fame.

In 2017, the university agreed to a five year deal to rename the stadium after Riccardo Silva, part owner of Miami FC, which also plays at the stadium. Before the deal, Silva had donated \$3.76 million for various improvements to the stadium including a new playing surface and Jumbotron video scoreboard.

The newly re-named stadium's home opener featured a performance by Grammy nominated Latin star Maluma. Maluma returned to the stadium in April 2018 to record the video for the Spanish language version of Jason Derulo's World Cup 2018 anthem.

### LARGEST HOME CROWDS IN FIU HISTORY

Attendance	Date	Opponent	Result
1. 22,682	Oct. 1, 2011	Duke	L/31-27
2. 20,205	Sept. 12, 2011	UCF	W/17-10
3. 19,872	Sept. 11, 2010	Rutgers	L/19-14
4. 18,524	Sept. 24, 2016	UCF	L/61-14
5. 17,962	Oct. 24, 2015	ODU	W/41-12

## 2018 HONORS

**MAURICE ALEXANDER >> WR >> R-JR**  
Paul Hornung Award Weekly Honor Roll (9/17/18)

**JOSE BORREGALES >> K/P >> R-SO**  
Lou Groza Award Semifinalist  
C-USA ST POW (10/15/18)

**JORDAN BUDWIG >> OL >> GRADUATE**  
C-USA Coaches' Preseason Team  
PFF's National Team of the Week -  
Offense (Week 1, 2, 3)

**SAGE LEWIS >> LB >> REDSHIRT JUNIOR**  
C-USA Co-Defensive POW (11/19/18)

**JAMES MORGAN >> QB >> REDSHIRT JUNIOR**  
Johnny Unitas Golden Arm Watch List  
Johnny Unitas Golden Arm Watch List Top 30  
Davey O'Brien Great 8 List (10/15/18)  
Manning Award Stars of the Week (10/15/18)

**FERMIN SILVA >> DL >> JUNIOR**  
C-USA Coaches' Preseason Team

**STONE WILSON >> P >> SENIOR**  
Ray Guy Award's Ray's 8 for Week 10

## PRO PANTHERS

Player	Pos.	Team	Yrs.
Johnathan Cyprien	SS	Titans	6
T.Y. Hilton	WR	Colts	7
Dieugot Joseph*	OT	Jets	2
Pharoah McKeever*	TE	Jaguars	1
Alex McGough*	QB	Seahawks	1
Jonnu Smith	TE	Titans	2





## ASSOCIATED PRESS

RK	SCHOOL	PTS	W-L	PR
1	Alabama(61)	11-0	1525	1
2	Clemson	11-0	1455	2
3	Notre Dame	11-0	1412	3
4	Michigan	10-1	1327	4
5	Georgia	10-1	1288	5
6	Oklahoma	10-1	1182	6
7	Washington State	10-1	1149	8
8	UCF	10-0	1064	11
8	LSU	9-2	1064	10
10	Ohio State	10-1	1019	9
11	Texas	8-3	856	13
12	West Virginia	8-2	822	8
13	Florida	8-3	707	15
14	Utah State	10-1	667	14
15	Penn State	8-3	659	16
16	Washington	8-3	631	17
17	Kentucky	8-3	508	20
18	Utah	8-3	491	21
19	Syracuse	8-3	427	12
20	Northwestern	7-4	307	24
21	Boise State	9-2	287	23
22	Mississippi State	7-4	260	25
23	Army	9-2	176	NR
24	Pittsburgh	7-4	129	NR
25	Iowa State	6-4	123	18

## USA TODAY COACHES

RK	SCHOOL	W-L	PTS	PR
1	Alabama(63)	11-0	1599	1
2	Clemson(1)	11-0	1535	2
3	Notre Dame	11-0	1470	3
4	Michigan	10-1	1387	4
5	Georgia	10-1	1347	5
6	Oklahoma	10-1	1252	6
7	Washington State	10-1	1195	9
8	LSU	9-2	1115	10
9	UCF	10-0	1108	11
10	Ohio State	10-1	1091	8
11	Texas	8-3	816	14
12	West Virginia	8-2	766	8
13	Florida	8-3	748	16
14	Penn State	8-3	742	15
15	Utah State	10-1	704	13
16	Washington	8-3	687	17
17	Utah	8-3	551	19
18	Kentucky	8-3	502	21
19	Syracuse	8-3	432	12
20	Mississippi State	7-4	397	23
21	Northwestern	7-4	302	NR
22	Boise State	9-2	297	24
23	Fresno State	9-2	119	NR
24	Army	9-2	97	NR
25	Pittsburgh	7-4	90	NR

## FIU IN THE POLLS

WEEK	AP	COACHES
Preseason	NR	NR
Week 1	NR	NR
Week 2	NR	NR
Week 3	NR	NR
Week 4	NR	NR
Week 5	NR	NR
Week 6	NR	NR
Week 7	NR	NR
Week 8	NR	NR
Week 9	NR	RV
Week 10	NR	NR
Week 11	NR	NR
Week 12	NR	NR



## 2018 CONFERENCE STANDINGS

### WEST DIVISION

Team	Conf.	CPct.	Overall	Pct.
UAB	7-0	1.000	9-2	0.818
Louisiana Tech	5-2	0.714	7-4	0.636
North Texas	4-3	0.571	8-3	0.727
Southern Miss	4-3	0.571	5-5	0.500
UTSA	2-5	0.286	3-8	0.273
UTEP	1-6	0.143	1-10	0.091
Rice	0-7	0.000	1-11	0.083

### EAST DIVISION

Team	Conf.	CPct.	Overall	Pct.
FIU	6-1	0.857	8-3	0.727
Middle Tennessee	6-1	0.857	7-4	0.636
Marshall	5-2	0.714	7-3	0.700
Florida Atlantic	3-4	0.429	5-6	0.455
Charlotte	3-4	0.429	4-7	0.364
Old Dominion	2-5	0.286	4-7	0.364
WKU	1-6	0.143	2-9	0.182

On Nov. 15, 2016, Butch Davis was named the fourth head coach of the FIU football program, returning to South Florida where he made a name for himself as one of the premier minds in football.



In just one season at FIU, Davis' impact on the program was felt as the Panthers matched a school record in wins (8) and earned the school's third bowl berth –the first since the 2011 season. The 8-5 mark was the best record of any first-year head coach at FIU. He also led FIU to a 5-3 record in Conference USA play, which was good enough for a second-place finish in the C-USA East Division. FIU finished the 2017 regular season leading the nation in red zone scoring offense converting 98 percent of its red-zone chances (40-of-41), which included 30 touchdowns.

Davis' 2017 FIU squad not only matched the school record in wins, but the 2017 Panthers finished the regular season throwing for the most passing yards (3,031) and rushing for the second-most yards (2,069) in school history. The offense also totaled the second-most yards (5,100) and FIU scored the second-most points (333) in a season. Defensively, the Panthers' 23 sacks ranked eighth in a single-season and the 75 tackles for loss tied for seventh.

The success of Davis' first season led FIU to having the No. 1 ranked 2018 signing class in Conference USA and 67th nationally, which also ranked tops among all C-USA teams.

Davis also saw 12 Panthers earn All-CUSA honors highlighted by first team wide receiver Thomas Owens. Quarterback Alex McGough, left guard Jordan Budwig, linebacker Anthony Wint and cornerback Brad Muhammad earned second team All-CUSA honors while another six Panthers garnered honorable mention recognition and freshman Bryce Singleton made the All CUSA Freshman Team. McGough became the first quarterback in FIU history to be taken in the NFL draft when he was selected in the seventh round by the Seattle Seahawks.

Davis came to FIU after serving as a college football studio analyst, while also contributing to coverage on College Football Live, ESPN Radio, ESPN.com and SportsCenter since 2014. Before joining ESPN, Davis served as a consultant to former Tampa Bay Buccaneers Head Coach Greg Schiano during the 2012 and 2013 seasons.

Prior to FIU, Davis had last walked the college sidelines as head coach at the University of North Carolina (2007-10) where he not only backed up his reputation of rebuilding programs but made just as big of an impact off the field as well. Davis quickly rejuvenated the fan base in Chapel Hill and brought excitement to every Saturday at Kenan Stadium. Beginning with his first Carolina recruiting class in 2007, which many analysts ranked among the top 10 in the country, Davis connected with student-athletes and fans alike with his brand of fast, hard-nosed, disciplined football.

Carolina improved from 4-8 in 2007 to 8-5 in 2008, the sixth-best turnaround in the country. The Tar Heels won games over bowl teams Rutgers, Miami, Connecticut, Notre Dame, Boston College and Georgia Tech and were



## HEAD COACH BUTCH DAVIS

# 2011

FIU EARNED ITS FIRST BOWL BID SINCE THE 2011 SEASON AND THE THIRD OVERALL FOR THE PROGRAM

# 8

FIU'S EIGHT WINS IN 2017 TIED A PROGRAM RECORD FOR VICTORIES, TYING THE 2011 TEAM'S MARK

# 1ST

AFTER A SUCCESSFUL 2017, BUTCH DAVIS EARNED THE NO. 1 RANKED RECRUITING CLASS IN THE C-USA

in the hunt for the 2008 ACC championship until the final week of the season. Carolina's eight wins were its most since 2001. The Tar Heels earned an invitation to the Meineke Car Care Bowl in Charlotte, their first postseason game since 2004.

Davis led the 2009 Tar Heels to another 8-4 regular season record and a second-straight bowl appearance, the first time since the 1997-1998 seasons that UNC had made consecutive bowl appearances. In the Meineke Car Care Bowl, UNC fell to Pittsburgh giving UNC another 8-5 final record. North Carolina posted a third-consecutive 8-5 season in 2010 and its third-straight trip to a bowl game, capping the season with a thrilling 30-27 double-overtime win over Tennessee in the Franklin American Mortgage Music City Bowl. It was the Tar Heels' first bowl victory in nine years.

Davis was head coach for six seasons at Miami (1995-2000) and led the Hurricanes to a 51-20 record, three Big East Conference championships and four postseason bowl wins in as many appearances. He took over a Miami program faced with NCAA sanctions that restricted the number of scholarships in his first three

seasons. However, his Hurricane teams finished ranked in the Associated Press Top 25 on four occasions, including No. 2 in the nation in 2000, when the Canes went 11-1 and beat Florida, 37-20, in the Sugar Bowl.

In his first year in Coral Gables, Davis helped the Canes earn a share of the Big East Conference Championship by winning seven straight games to close the 1995 season. The team would have received an invitation to a BCS bowl game, however, Miami declined the invitation due to NCAA sanctions previously approved by university officials for violations prior to Davis' arrival.

Davis again led Miami to a share of the Big East title in 1996 and catapulted the Hurricanes to a top 20 ranking and their first bowl victory in five years with a 31-21 win over Virginia in the Carquest Bowl. The following season he led Miami to a 46-23 win over North Carolina State in the 1998 Micron PC Bowl.

Davis' 1999 squad began the year with a 23-12 victory over Ohio State in the Kickoff Classic and capped the season with a 28-13 victory over Georgia Tech in the Toyota Gator Bowl, the Hurricanes' first New Year's Day bowl game under Davis.



In his final year at Miami (2000), the Hurricanes posted an 11-1 mark, including a 37-20 victory over Florida in the Nokia Sugar Bowl. That team was second in the nation in scoring, fifth in total offense, fifth in scoring defense and eighth in pass defense.

Davis left Coral Gables following the 2000 season to join the Cleveland Browns. In his first season in Cleveland in 2001, Davis led his young team to an impressive 7-9 record. Cleveland led the NFL in takeaways with 42, including a league-high and team-record 33 interceptions. Cleveland was Davis' second stint in the NFL. He was a defensive assistant with the Dallas Cowboys from 1989-94 and was defensive coordinator in 1993 and 1994. The Cowboys won consecutive Super Bowls in 1992 and 1993 and played in one other NFC championship game.

Davis was defensive line coach at Miami from 1984-88 under head coach Jimmy Johnson, whom he also coached under for five years in Dallas and five years at Oklahoma State. The Hurricanes went 52-9 in those five years and won the national championship after beating Oklahoma in the Orange Bowl to cap a perfect 12-0 record in 1987. Davis entered the collegiate coaching ranks on the offensive side of the ball as an assistant on Johnson's Oklahoma State University teams from 1979-83. At Oklahoma State, Davis coached receivers and tight ends while also serving as recruiting coordinator.

Davis played college football at the University of Arkansas for Coach Frank Broyles, but his career was cut short due to a knee injury. He earned a bachelor's degree in biology and life science in 1974. His coaching career began as a volunteer assistant in 1973 at Fayetteville High School in Arkansas.

Paul Hilton (Butch) Davis is a native of Tahlequah, Oklahoma. Davis and his wife, Tammy, have a son, Drew, who is the tight ends coach on the Panthers' coaching staff.

## BUTCH DAVIS YEARLY COACHING HISTORY

2017-present	FIU	Head Coach
2007-10	University of North Carolina	Head Coach
2001-04	Cleveland Browns	Head Coach
1995-2000	University of Miami	Head Coach
1989-94	Dallas Cowboys	Assistant Defensive Line 1989-92 Defensive Coordinator/Linebackers 1993-94
1984-88	University of Miami	Assistant (Defensive Line)
1979-83	Oklahoma State	Assistant (Tight ends, Receivers)
1978	Tulsa Rogers (Okla.) H.S.	Head Coach
1976-77	Sand Springs (Okla.) H.S.	Assistant (Offensive Line, Outside Linebackers)
1974-75	Pawhuska (Okla.) H.S.	Assistant (Offensive, Defensive Line)
1973	Fayetteville (Ark.) H.S.	Volunteer Assistant (Receivers)

## YEAR-BY-YEAR COLLEGIATE HEAD COACHING RECORD

2017 (FIU)	8-5	First FIU Bowl bid since 2011; School record 8 wins
2010 (UNC)	8-5	First bowl victory for Carolina in nine seasons
2009 (UNC)	8-5	UNC made back-to-back bowl games for first time in a decade
2008 (UNC)	8-5	Back in rankings for the first time since 2001
2007 (UNC)	4-8	
2000 (UM)	11-1	Ranked #2 in both polls Big East champions
1999 (UM)	9-4	Ranked #15 in both polls
1998 (UM)	9-3	Ranked #20 AP, #21 coaches
1997 (UM)	5-6	
1996 (UM)	9-3	Ranked #14 in both polls Big East co-champions
1995 (UM)	8-3	Ranked #20 AP Big East co-champions

## SCHOOL BREAKDOWN

FIU (2 years)	16-8
UNC (4 years)	28-23
UM (6 years)	51-20
<b>Total</b>	<b>95-51</b>

## PRE- AND POSTSEASON HISTORY

### FIU (HEAD COACH)

2017	Bad Boy Mowers Gasparilla Bowl vs. Temple
------	---

### NORTH CAROLINA (HEAD COACH)

2010	Music City vs. Tennessee
2009	Meineke Car Care vs. Pittsburgh
2008	Meineke Car Care vs. West Virginia

### MIAMI (HEAD COACH)

2001	Sugar vs. Florida
2000	Gator vs. Georgia Tech
1999	Kickoff Classic vs. Ohio State
1998	Micron PC vs. NC State
1996	Carquest vs. Virginia

### MIAMI (ASSISTANT COACH)

1989	Orange vs. Nebraska
1988	Orange vs. Oklahoma
1987	Fiesta vs. Penn State
1986	Sugar vs. Tennessee
1985	Fiesta vs. UCLA

### OKLAHOMA STATE (ASSISTANT COACH)

1983	Bluebonnet Bowl vs. Baylor
1981	Independence Bowl vs. Texas A&M

## SUPER BOWLS

Dallas Cowboys, Super Bowl XXVII vs. Buffalo (assistant coach)
Dallas Cowboys, Super Bowl XXVIII vs. Buffalo (defensive coordinator)

## 1ST ROUND DRAFT PICKS COACHED OR RECRUITED BY DAVIS

Miami (28): Ray Lewis (LB), Yatil Green (WR), Kennard Lang (DE), Kenny Holmes (DE), Duane Starks (CB), Edgerrin James (RB), Bubba Franks (TE), Dan Morgan (LB), Damion Lewis (DT), Santana Moss (WR), Reggie Wayne (WR), Bryant McKinnie (DT), Jeremy Shockey (TE), Phillip Buchannon (CB), Ed Reed (S), Mike Rumph (CB), Andre Johnson (WR), Jerome McDougle (DE), Willis McGahee (RB), William Joseph (DT), Sean Taylor (S), Kellen Winslow (TE), Jonathan Vilma (LB), D.J. Williams (LB), Vernon Carey (DT), Vince Wilfork (DT), Antrel Rolle (CB), Kelly Jennings (CB)

North Carolina (7): Kentwan Balmer (DT), Hakeem Nicks (WR), Robert Quinn (DE), Quinton Coples (DE), Jonathan Cooper (OG), Sylvester Williams (DT), Eric Ebron (TE)

## OFFENSE

Pos.	No.	Player	Ht.	Wt.	Cl.	Notable
WR >>>	9	Bryce Singleton	5-10	193	So.	Has seen action in eight games in 2018, snagged 27 catches for 326 yards and two TDs
	11	C.J. Worton	6-0	183	R-Jr.	Leads the Panthers in receptions (31), yards (588) and TDs (6). Career game vs UM (5/123/2)
WR >>>	15	Austin Maloney	5-11	190	R-Jr.	Has 25 catches for 526 yards and a 5 TDs in '18
	1	Maurice Alexander	5-11	180	R-Jr.	Second player in FIU history to have a rushing, receiving and punt return TD in a season
LT >>>	77	D'Antne Demery	6-5	320	So.	Has started eight games for FIU at left tackle
	58	Devontay Taylor	6-4	305	R-So.	Has played in 10 games for FIU this season
LG >>>	66	Jordan Budwig	6-4	311	Gr.	Has started all 11 games for FIU at left guard
	64	Willa Pierre	6-2	287	R-Fr.	Three-star recruit out of Booker T. Washington
C >>>	60	Dallas Connell	6-3	285	Jr.	Has started 10 games for FIU at center, out versus UTSA
	76	Neal Mars	6-3	305	Sr.	Started at center against UTSA, replacing Dallas Connell
RG >>>	55	Shane McGough	6-2	302	R-So.	Has started the last seven games for the Panthers at right guard
	74	Shacquille Williams	6-5	310	R-Jr.	Started the first four games and has played in all 10 game in 2018
RT >>>	65	Daquane Wilkie	6-4	275	R-Sr.	Has started in the last seven games at right tackle
	79	Kai Absheer	6-5	310	R-Sr.	Has started seven games along the o-line this season
TE >>>	88	Sterling Palmer	6-6	235	Fr.	Has 21 catches for 206 yards on the season, earned TD vs UMass
	81	Ivan Thomas	6-3	225	Fr.	Has seen action in all 10 games this season, earning starts against UMass & Charlotte
FB >>>	32	Colin Olsen	6-0	228	Jr.	Played in all 13 games last season, mostly on special teams. Recorded 4 total tackles
RB >>>	2	Anthony Jones	5-11	215	R-Jr.	Missed seven games due to injuries from a gunshot wound
	23	Napoleon Maxwell	6-0	215	R-Sr.	Has 112 rushes for 577 yards and six touchdowns in 2018
	22	Shawndarrius Phillips	5-11	225	Jr.	Has 89 rushes for 375 yards and four touchdowns on the 2018 season
	24	D'Vonte Price	6-2	194	So.	Has 75 rushes for 476 yards and leads FIU with five rushing TDs
QB >>>	8	Christian Alexander	6-3	225	R-Jr.	Scored his first touchdown on a 17-yard run against UTSA
	12	James Morgan	6-4	213	R-Jr.	Owens FIU's single-season passing touchdown record with 24 so far this year

## DEFENSE

Pos.	No.	Player	Ht.	Wt.	Cl.	Notable
DE >>>	90	Noah Curtis	6-5	248	So.	Has earned 43 tackles this season with 2 TFLs
	92	Jason Mercier	6-3	262	Fr.	Has collected 27 tackles on the year
DT >>>	97	Tayland Humphrey	6-5	350	R-Jr.	Has collected 15 tackles this season with 1 sack
	93	Teair Tart	6-3	290	R-Jr.	Owens 17 tackles this season with 7 TFLs and 4 sacks
DT >>>	91	Anthony Johnson	6-3	291	R-Sr.	Has earned 35 tackles this year with 5.0 TFLs
	99	Jermaine Sheriff	6-2	275	R-Sr.	Owens 26 tackles and 5.5 TFLs this season
DE >>>	96	Josh Little	6-4	260	R-Jr.	Has earned 23 tackles and 2 TFLs
	94	Kevin Oliver	6-4	243	So.	Has earned 23 tackles this year, while earning the start against UTSA
WLB >>>	5	Edwin Freeman	6-1	250	Gr.	Owens 81 tackles this year, with 6 TFL and 2 INTs
	51	Dimitry Prophete	6-1	230	So.	Has collected four tackles this season in limited action
MLB >>>	3	Sage Lewis	6-1	240	Jr.	Ranks first in C-USA with 117 total tackles, averaging 10.6 tpg
	45	Rocky Jacques-Louis	6-3	205	Fr.	Has earned 2 INTs this season, both going for touchdowns
SLB >>>	59	Jamal Gates	6-2	225	So.	Has earned 23 tackles this year, with 1 TFL
	48	Josh Powell	5-11	194	So.	Owens 10 tackles this season and 1 TFL
CB >>>	21	Stanley Thomas-Oliver III	6-2	184	Jr.	Had a monster game vs WKU with 7 tackles, 4 PBUs and an interception
	4	Isaiah Brown	6-1	185	Jr.	Has earned 25 tackles this year, with 2 INTs and 4 PBUs
CB >>>	20	Emmanuel Lubin	6-1	190	Sr.	Owens 28 tackles and 4 PBUs this year
	35	Rishard Dames	5-11	165	So.	Has earned 15 tackles and 2 INTs
FS >>>	36	Dorian Hall	6-4	190	R-Fr.	Owens 36 tackles and 2 INTs this season
	38	Richard Dames	5-11	185	So.	Has earned 37 tackles, with 3 TFLs and 1 INT this year
SS >>>	10	Olin Cushion III	5-8	176	Jr.	Collected 8 total tackles and the game-winning interception against MT
	31	Tyree Johnson	5-9	185	Jr.	Has earned 26 tackles and 2 TFLs this season

## SPECIAL TEAMS

Pos.	No.	Player	Ht.	Wt.	Cl.	Notable
P >>>	6	Stone Wilson	5-10	180	Sr.	Leads C-USA with a 46.0 punt average this season
	39	Sean Young	6-1	190	R-Jr.	Has 553 kickoffs on the season, averaging 69.0 yards per kick and 37 touchbacks
K >>>	30	Jose Borregales	5-10	206	R-So.	43-of-44 on extra point attempts during 2018. Made program long 53 FG against MT
	39	Sean Young	6-1	190	R-Jr.	Has 46 kickoffs on the season, averaging 69.0 yards per kick and 37 touchbacks
KO >>>	39	Sean Young	6-1	190	R-Jr.	Has 46 kickoffs on the season, averaging 69.0 yards per kick and 37 touchbacks
	30	Jose Borregales	5-10	206	R-So.	Has 12 kickoffs this season, averaging 61.1 yards per boot. Also had five touchbacks
KR >>>	23	Napoleon Maxwell	6-0	215	R-Sr.	Has returned three kickoffs for 49 yards on the season
	24	D'Vonte Price	6-2	194	So.	Has 3 kickoff returns this year, going for 67 yards
PR >>>	1	Maurice Alexander	5-11	180	R-Jr.	Had 69-yd punt return TD vs UMass, owns 20.5 avg per punt return
	16	Tony Gaiter IV	5-9	185	Jr.	Collected 19 catches for 173 yards and a touchdown in 2018
LS >>>	61	Tommy Zozus	6-0	236	R-Fr.	Was redshirted last year
or	50	Johnathan Scandrett	5-8	197	R-Jr.	Transferred to FIU from Delaware State
HOLD >>>	6	Stone Wilson	5-10	180	Sr.	Served as the primary holder last season
	8	Christian Alexander	6-3	225	R-Jr.	Has gone 15-of-24 for 194 yards and a touchdown run



# 2018 ROSTER

No.	Player	Pos.	Height	Weight	Class	Hometown/Previous School/College
1	Maurice Alexander	WR	5-11	180	R-Jr.	Florida City, Fla. / Booker T. Washington HS
2	Anthony Jones	RB	5-11	215	R-Jr.	Miami, Fla. / Miami Central HS
3	Sage Lewis	LB	6-1	240	R-Jr.	Opa-Locka, Fla. / Monsignor Pace HS
4	Isaiah Brown	CB	6-1	185	Jr.	Tampa, Fla. / Tampa Bay Tech
5	Edwin Freeman	LB	6-0	250	Gr.	Arlington, Texas/ Bowie HS / Texas
5	Demarcus Townsend	RB	5-10	215	Fr.	Naples, Florida/Palmetto Ridge HS
6	Stone Wilson	P/K	5-10	180	Sr.	Nokomis, Fla. / IMG Academy
7	Fermin Silva	DL	6-2	235	Sr.	Miami, Fla. / Miami Central HS
7	Kaylan Wiggins	QB	6-2	200	R-Fr.	Sanford, Fla. / Seminole HS
8	Christian Alexander	QB	6-3	225	R-Jr.	Lakeland, Fla. / Lakeland Christian
9	Bryce Singleton	WR	5-10	193	So.	Hilton Head Island, S.C. / Hilton Head Island HS
10	Olin Cushion III	S	5-8	176	Jr.	Miami, Fla. / Miami Central HS
10	Tanner Watson	QB	6-3	177	Fr.	Jacksonville, Fla. / Atlantic Coast HS
11	CJ Worton	WR	6-0	183	R-Jr.	Homestead, Fla. / South Dade HS/ Florida
12	James Morgan	QB	6-4	213	Gr.	Green Bay, Wisc. / Ashwaubenon HS / Bowling Green
13	Darius Philon	WR	5-10	161	R-Jr.	Winter Haven, Fla. / Winter Haven HS
14	Darrius Scott	WR	5-11	195	Jr.	Miami, Fla. / Booker T. Washington HS
15	Quentin Bessent Jr.	DB	5-10	156	R-Jr.	Titusville, Fla. / Merritt Island / Huntingdon College
15	Austin Maloney	WR	5-11	190	R-Jr.	Miami, Fla. / Christopher Columbus HS
16	Tony Gaiter IV	WR	5-9	185	Jr.	Richmond Heights, Fla. / Westminster Christian
17	Caleb Lynum	QB	6-2	195	Fr.	Miami, Florida / East Ridge HS
17	Lewlin Irving Jr.	DB	5-9	193	R-Sr.	Tarmac, Fla. / JP Taravalle / Bethune-Cookman
18	Malik Tyson	DB	6-2	195	R-So.	Tampa, Fla. / Robinson HS
19	Shemar Thornton	WR	5-11	182	So.	Miami, Fla. / Hallandale HS
20	Emmanuel Lubin	DB	6-1	190	Sr.	Miami, Fla. / North Miami Beach HS
21	Stantley Thomas-Oliver III	DB	6-2	184	Jr.	Punta Gorda, Fla. / Charlotte HS
22	Shawndarrius Phillips	RB	5-11	225	Jr.	Delray Beach, Fla. / Atlantic Community HS
23	Isaiah Hill	S	5-11	195	Jr.	Tallahassee, Fla. / Florida State High
23	Napoleon Maxwell	RB	6-0	215	Gr.	St. Petersburg, Fla. / Admiral Farragut Academy
24	D'Vonte Price	RB	6-2	194	So.	Punta Gorda, Fla. / Charlotte HS
25	Aris Duffey	DB	5-11	178	R-So.	St. Augustine, Fla. / Nease HS / App. State
26	Jamal Anderson	DB	6-2	180	Fr.	Homestead, Florida / South Dade HS
27	Benny McCray	CB	6-2	185	R-Fr.	Clermont, Fla. / East Ridge HS
28	Jesson Walker	DB	6-1	170	Fr.	Southwest Brevard County, Florida / Rockledge HS
29	Jacob White	DB	6-0	175	R-Fr.	Punta Gorda, Fla. / Charlotte HS
30	Jose Borregales	K/P	5-10	206	R-So.	Miami, Fla. / Booker T. Washington HS
31	Tyree Johnson	DB	5-9	185	Jr.	Miami Gardens, Fla. / Miami Carol City HS
32	Collin Olsen	RB	6-0	228	Jr.	Port Orange, Fla. / Spruce Creek HS
33	Shaun Peterson, Jr.	RB	6-3	215	Fr.	Fort Lauderdale, Florida / Nova HS
34	Trent McGhee	DB	6-0	198	R-So.	Jacksonville, Fla. / Bolles HS
35	Rishard Dames	DB	5-11	165	So.	Miami, Fla. / Booker T. Washington HS
36	Dorian Hall	S	6-4	190	R-Fr.	Hollywood, Fla. / South Broward HS
37	Jordan Atkins	RB	5-9	188	Fr.	Miami, Fla./North Miami Beach HS
37	Romelo Brooks	LB	5-10	200	So.	Miami, Fla. / Miami Killian HS
38	Richard Dames	DB	5-11	185	So.	Miami, Fla. / Booker T. Washington HS
39	Sean Young	K/P	6-1	190	R-Jr.	Tampa, Fla. / Admiral Farragut Academy / ASA College Miami
40	Daniel Jackson	DB	6-2	200	So.	Apex, N.C. / Middle Creek HS
41	Shamar Munroe	DB	6-1	190	Fr.	Palmetto, Florida / Miami Palmetto HS
42	JoJo Louis	DB	5-11	196	Jr.	Bradenton, Fla. / Braden River HS
43	Christian Irving	DB	5-10	197	R-Jr.	Lauderdale Lakes, Fla. / American Heritage HS / Wyoming
43	Shawn O'Gorman	WR	5-8	184	R-Jr.	Weeki Wachee, Fla. / Weeki Wachee
44	Cadarius Gaskin	WR	6-3	218	Fr.	Delray Beach, Fla. / Atlantic HS
45	Rocky Jacques-Louis	LB	6-3	205	Fr.	Fort Myers, Fla. / Dunbar HS
46	Milord Juste	DL	6-1	285	Sr.	Palm Beach Gardens, Fla. / Palm Beach Gardens
47	Rod Sylvestre	DB	5-11	193	R-Jr.	Margate, Fla. / UCF / Calvary Christian Academy
48	Josh Powell	DB	5-11	194	So.	Riviera Beach, Fla. / Suncoast
49	Ulice Gillard III	S	6-1	198	R-So.	Orlando, Fla. / Lake Nona
50	Johnathon Scandrett	LS	5-8	197	R-Jr.	Ellenwood, Ga./Woodland HS/Delaware State
51	Dimitry Prophete	LB	6-1	230	So.	Miami, Fla./Southridge
52	Donovan Georges	LB	6-1	240	Fr.	Hialeah, Florida/Champagnat Catholic
53	Tevin Jones	LB	6-4	220	R-Fr.	Miami, Fla. / Miami Norland
54	Khaliq Jacas	DL	6-2	230	R-Jr.	Port Lucie, Fla. / St. Lucie West Centennial / ASA College
55	Shane McGough	OL	6-2	302	R-So.	Tampa, Fla. / Gaither
57	Josh Colston	LB	6-2	239	Fr.	Crystal Beach, Fla./East Ridge HS
58	Devontay Taylor	OL	6-4	305	R-So.	Odessa, Fla. / Mitchell
59	Jamal Gates	LB	6-2	225	So.	Palm Beach Gardens, Fla. / Dwyer
60	Dallas Connell	OL	6-3	283	Jr.	Jacksonville, Fla. / First Coast
61	Tommy Zozus	LS	6-0	236	R-Fr.	Punta Gorda, Fla. / Charlotte
62	Mershaw Miller	OL	6-2	313	R-Fr.	Miami, Fla. / Miami Central



# 2018 ROSTER

No.	Player	Pos.	Height	Weight	Class	Hometown/Previous School/College
63	Jaylin Daphnis	OL	6-0	287	R-Fr.	Miami, Fla. / Miami Norland
64	Willa Pierre	OL	6-2	287	R-Fr.	Miami, Fla. / Booker T. Washington
65	Daquane Wilkie	OL	6-4	275	R-Sr.	Orlando, Fla. / Oak Ridge
66	Jordan Budwig	OG	6-4	311	Gr.	Ft. Lauderdale, Fla. / University School
67	John Bolding	OL	6-3	315	Fr.	Spring, Texas/Klein Oak H.S.
68	Tahj Brighthaupt	OL	6-7	374	So.	Miami, Fla./Broward College/Miami Central HS
70	Jason Jean	OL	6-4	290	R-Jr.	Miami, Fla./Miami Central/Marshall
71	Deion Eakins	OG	6-4	310	So.	Jacksonville, Fla. / Trinity Christian Academy
72	Davon Strickland	OL	6-1	263	Fr.	Hollywood, Fla./South Broward HS
73	Lyndell Hudson, Jr.	OL	6-6	300	Fr.	Brooksville, Florida/Central H.S.
74	Shacquille Williams	OL	6-5	310	R-Jr.	Charlotte, Fla. / The Academy at CTC / Dodge City (Kan.) CC
75	Rashad Colson	DL	6-5	310	R-Fr.	Miami, Fla. / Miami Norland
76	Neal Mars	OG/C	6-3	305	Sr.	Orange Park, Fla. / Fleming Island
77	D'Antne Demery	OL	6-5	320	So.	Brunswick, Ga./Brunswick HS/Hutchinson CC
78	Kameron Burns	DL	6-4	270	Fr.	Crawfordville, Florida/Wakulla H.S.
79	Kai Absheer	OL	6-5	310	Gr.	Oakland Park, Fla. / St. Thomas Aquinas
80	Zach Armour	TE	6-3	220	R-So.	Cocoa, Fla. / Cocoa
81	Ivan Thomas	TE	6-3	225	Fr.	Miami, Florida/Miami Palmetto H.S.
82	Jordan Underwood	WR	6-0	180	Fr.	Apopka, Fla./Olympia HS
84	David O'Meara	TE	6-5	245	Fr.	Tallahassee, Florida/Chiles H.S.
85	DeAndre Williams	WR	5-10	180	R-Fr.	Miami, Fla. / Booker T. Washington
86	Carson Genal	TE	6-4	220	R-Fr.	Naples, Fla. / Gulf Coast
87	Maurquel Dillard	WR	6-0	185	Fr.	Fort Lauderdale, Florida/Stranahan H.S.
88	Sterling Palmer	TE	6-6	235	Fr.	Midlothian, Va./Fork Union Military
89	Christian Vinson	TE	6-5	220	Sr.	Ocala, Fla. / North Marion / Northland (Minn.) CC
90	Noah Curtis	DL	6-5	248	So.	Delray Beach, Fla. / American Heritage
91	Anthony Johnson	DL	6-3	291	R-Jr.	Kingsland, Ga. / Camden County
92	Jason Mercier	DL	6-3	262	Fr.	Boynton Beach, Fla./Atlantic HS
93	Teair Tart	DL	6-3	290	R-Jr.	Philadelphia, Pa./ West Philadelphia/Ellsworth C.C.
94	Kevin Oliver	DL	6-4	243	So.	Davie, Fla. / Western
95	Andrew Tarver	DT	6-1	295	R-So.	Powder Springs, Ga. / McEachern
96	Josh Little	DL	6-4	260	R-Jr.	Oklahoma City, Okla. / Trinity Christian Academy (Fla.) / Kansas State
97	Tayland Humphrey	DL	6-5	350	R-Jr.	Spring, Texas/ Klein Oak/Hutchinson CC
97	Thomas Leo	K/P	6-4	222	Fr.	Winter Garden, Fla. / East Ridge HS
98	Estin Thiele	P/K	6-1	176	Fr.	St. Augustine, Fla. / Pedro Menendez HS
98	Jordan Woods	DL	6-4	275	R-So.	Citra, Fla. / North Marion / Georgia Tech
99	Jermaine Sheriff	DL	6-2	275	R-Sr.	Ft. Lauderdale, Fla. / Hialeah

## COACHING STAFF

Butch Davis (Arkansas, '74)  
 Allen Mogridge (North Carolina, '99)  
 Brent Guy (Oklahoma State, '83)  
 Rich Skrosky (Ramapo College, '87)  
 Jeff Copp (Boise State, '01)  
 Tim Harris, Jr. (Miami, Fla., '08)  
 Aubrey Hill (Florida, '96)  
 Kenny Holmes (Miami, Fla., '97)  
 Eric Thatcher (Pittsburgh, '08)  
 James Vollono (Catholic Univ. of America, '03)  
 Drew Davis (Ole Miss, '16)  
 Brandon Taylor (FIU '15)  
 Drew Rodriguez (Penn State, '13)  
 Steven Ciocci (Wagner College, '12)  
 Kevin Gihon (Florida Atlantic, '15)

Head Coach : Nick Andrusisian (Fordham, '05)  
 Assistant Head Coach/Offensive Line : Thomas Carroll (Miami, Fla. '05)  
 Defensive Coordinator/Linebackers : Amanda Fernandez (Duquesne '13)  
 Offensive Coordinator/Quarterbacks : Matt Gerbert (Western Connecticut, '13)  
 Defensive Backs : Jed Keime (FIU, '12)  
 Running Backs : Joe Hausman (FIU '14)  
 Wide Receivers : Nick Stuhlmuller (FIU '17)  
 Defensive Line : Earl Little (Miami, Fla., '97)  
 Defensive Backs : Stacy Blickman (Westchester (Pa.), '16)  
 Special Teams Coordinator : Rodolfo Martinez  
 Tight Ends : Kevin O'Neill (Pittsburgh, '76)  
 Graduate Assistant : Paul Cipriano (North Central College, '13)  
 Graduate Assistant : Ayssa Roza (FIU '03)  
 Graduate Assistant : Bryn Renner (North Carolina, '14)  
 Graduate Assistant : Chad Smith (UT-Chattanooga, '06)  
 : Darryl McGee  
 : Brady Gagnon (Minnesota State, '15)  
 : Andreu Swasey (Baylor, '95)  
 : Tia Withers (Alabama, '18)

Video Coordinator  
 Assistant Coach - Strength & Conditioning  
 Nutritionist  
 Assistant Coach - Strength & Conditioning  
 Assistant Director of Football Operations  
 Football Operations/Social Media Coordinator  
 Football Operations/Recruiting Assistant  
 Director of Player Development  
 Assistant Football Athletic Trainer  
 Football Athletic Trainer, Graduate Assistant  
 Head Football Athletic Trainer  
 Assistant Coach - Strength & Conditioning  
 Associate Director - SAAC  
 Director of Recruiting  
 Director of Strength & Conditioning  
 Equipment Manager  
 Assistant Equipment Manager  
 Assistant Coach - Strength & Conditioning  
 Executive Assistant to the Head Coach

## SUPPORT STAFF

## PRONUNCIATION GUIDE

79	Kai Absheer	Ky	55	Shane McGough	Mah-GOO
30	Jose Borregales	boar-A-Gal-es	64	Willa Pierre	Will-UH
60	Dallas Connell	CON-el	24	D'Vonte Price	Duh-Von-Tay
61	Douglas Connell	CON-el	51	Dimitry Prophete	Duh-mee-tree Prophet
71	Deion Eakins	EEK-ins	7	Fermin Silva	FUR-man
86	Carson Genal	GEE-nal	93	Teair Tart	Tee-Air
82	Ulice Gillard III	U-lis	18	Malik Tyson	Ma-LEAK
46	Milord Juste	Me-LOW; Just-EE	65	Daquane Wilkie	DAY-kwan; WILL-Key
54	Khaliq Jacas	Jaq-us	74	Shacquille Williams	SHAK-eel
20	Emmanuel Lubin	LOU-been			

# LAST TIME IT HAPPENED

## RUSHING

### Individual with 25-30 rushing attempts:

FIU:	Alex Gardner (27) - Florida Atlantic	10/1/16
Opp:	Benny Lemay (30) - at Charlotte	11/17/18

### Individual with 31 or more rushing attempts:

FIU:	Ben West (34) - Florida A&M	10/1/05
Opp:	James Conner (31) - Pittsburgh	9/13/14

### Individual rushed for 100-149 yards:

FIU:	Napoleon Maxwell (105) - at Charlotte	11/17/18
Opp:	Travis Homer (114) - at Miami	9/22/18

### Individual rushed for 150-199 yards:

FIU:	Kedrick Rhodes (172) - Troy	10/25/11
Opp:	Benny Lemay (159) - at Charlotte	11/17/18

### Individual rushed for 200+ Yards:

FIU:	Ben West (214) - Florida A&M	10/1/05
Opp:	Bennie Cunningham (230) - Middle Tennessee	10/13/12

### Individual with 100 rush and receiving yards:

FIU:	Kedrick Rhodes (130 rush/115 rec.) - at Duke	9/1/12
Opp:	Never	N/A

### Two rushers with 100 yards in a game:

FIU:	Shawndarrius Phillips (124) & Napoleon Maxwell (108) - UMass	9/15/17
Opp:	Devin Singletary (184) & Kerrith Whyte (165) - vs Florida Atlantic	11/3/18

### Three rushers with 100 yards in a game:

FIU:	Darriet Perry (186), T.Y. Hilton (158), Darian Mallary (118) - at Troy	11/13/10
Opp:	Never	N/A

### Team with 40 rushing attempts:

FIU:	41 - at UTSA	11/10/18
Opp:	57 - at Charlotte	11/17/18

### Team with fewer than 25 rushing attempts:

FIU:	23 - at Charlotte	11/17/18
Opp:	24 - UMass	12/2/17

### Team rushed for 300+ Yards:

FIU:	348 - UMass	9/15/18
Opp:	448 - vs Florida Atlantic	11/3/18

### Team held between 51-100 yards rushing:

FIU:	94 - vs Middle Tennessee	10/13/18
Opp:	78 - Alcorn State	9/8/17

### Team held under 50 yards rushing:

FIU:	39 - at Charlotte	10/15/16
Opp:	38 - N.C. Central	9/19/15

### Individual scored on 50+ yard run:

FIU:	Napoleon Maxwell (52) - at Charlotte	11/17/18
Opp:	Devin Singletary (70) - at Florida Atlantic	11/18/17

## PASSING

### Individual with 40 pass attempts:

FIU:	Alex McGough (50) - Old Dominion	11/11/17
Opp:	Andrew Ford (49) - UMass	12/2/17

### Individual with 50 pass attempts:

FIU:	Alex McGough (50) - Old Dominion	11/11/17
Opp:	Chase Litton (52) - at Marshall	10/28/17

### Individual with 60 pass attempts:

FIU:	Never	N/A
Opp:	Ben Dougherty (60) - vs. Florida A&M	11/27/04

### Individual completed 25 passes:

FIU:	James Morgan (27) - vs Middle Tennessee	10/13/18
Opp:	John Urzua (25) - at Middle Tennessee	10/7/17

### Individual completed 30 passes:

FIU:	Alex McGough (35) - Old Dominion	11/11/17
Opp:	Andrew Ford (34) - UMass	12/2/17

### Individual passed for 300-399 yards:

FIU:	James Morgan (311) - vs Middle Tennessee	10/13/18
Opp:	Andrew Ford (392) - UMass	12/2/17

### Individual passed for 400+ yards:

FIU:	Paul McCall (400) - at Florida Atlantic (OT)	11/29/08
Opp:	Graham Wilbert (403) - at Florida Atlantic	11/16/12

### Individual threw three (3) touchdowns:

FIU:	James Morgan (3) - at UTSA	11/10/18
Opp:	N'Kosi Perry (3) - at Miami	9/22/18

### Individual threw four (4) touchdowns:

FIU:	James Morgan (4) - UAPB	9/29/18
Opp:	Andrew Ford (4) - UMass	12/2/17

### Individual threw five (5) touchdowns:

FIU:	Never	N/A
Opp:	Dalton Williams (5) - Akron	9/8/12

### Team with less than 10 pass attempts:

FIU:	9 - at Louisville	9/21/13
Opp:	7 - at UTEP	11/16/13

### Team with less than five (5) pass completions:

FIU:	4 - at Louisville	9/21/13
Opp:	3 - at UTEP	11/16/13

### Team had less than 50 yards passing:

FIU:	27 - at Louisville	9/21/13
Opp:	36 - Tulane	10/14/17

### Individual threw for a 60-69-yard touchdown:

FIU:	Alex McGough to Dennis Turner (64) - N.C. Central	9/19/15
Opp:	Driphus Jackson to James Mayden (69) - Rice	11/1/14

### Individual threw for a 70-yard+ touchdown:

FIU:	James Morgan to Maurice Alexander (76) - UAPB	9/29/18
Opp:	Jason Driskel to Kalib Woods (79) - at Florida Atlantic	11/18/17

## RECEIVING

### Individual caught 10 passes:

FIU:	Thomas Owens (11) - Old Dominion	11/11/17
Opp:	Deon-Tay McManus (10) - Marshall	11/19/16

### Individual had 100 yards receiving:

FIU:	Austin Maloney (107) - at Charlotte	11/17/18
Opp:	Victor Tucker (115) - at Charlotte	11/17/18

### Two individuals with 100 yards receiving in a game:

FIU:	Glenn Coleman (115) and Willis Wright (109) - Middle Tenn.	10/13/12
Opp:	Richie James (127) and Ty Lee (100) - Middle Tennessee	10/29/15

## TOTAL OFFENSE

### Team gained 500 total yards:

FIU:	536 - UMass (329 rush, 207 pass)	9/15/18
Opp:	534 - at Charlotte (287 rush, 253 pass)	11/17/18

### Team gained 600 total yards:

FIU:	613 - UAPB (220 rush, 393 pass)	9/29/18
Opp:	615 - at Kansas (224 rush, 391 pass)	9/22/07

### Team gained between 100-200 total yards:

FIU:	189 - WKU (80 rush, 109 pass)	9/24/16
Opp:	172 - Rutgers (76 rush, 96 pass)	9/11/10

### Team gained less than 100 total yards:

FIU:	27 - at Louisville	9/21/13
Opp:	Never	N/A

## FIRST DOWNS

### Team had 25 first downs:

FIU:	31 - vs UMass	9/15/18
Opp:	28 - at Charlotte	11/17/18

### Team had less than 10 first downs:

FIU:	7 - at Miami	9/22/18
Opp:	9 - Wagner	9/6/14

## PUNTING

### Team punted at least 10 times:

<b>FIU:</b>	10 - at UAB	9/27/14
<b>Opp:</b>	10 - N.C. Central	9/19/15

### Team did not punt:

<b>FIU:</b>	Never (1. several, last vs. Tulane)	10/14/17
<b>Opp:</b>	vs Florida Atlantic	11/3/18

### Individual recorded a +50-yard punt:

<b>FIU:</b>	Stone Wilson (51) - at UTSA	11/10/18
<b>Opp:</b>	Kyle Corbett (56) - at Charlotte	11/17/18

### Individual recorded a +60-yard punt:

<b>FIU:</b>	Stone Wilson (63) - vs Florida Atlantic	11/3/18
<b>Opp:</b>	Jack Fox (66) - vs Rice	10/20/18

### Individual recorded a +70-yard punt:

<b>FIU:</b>	Stone Wilson (71) - at Florida Atlantic	11/18/17
<b>Opp:</b>	Mike Ruggles (73) - at UTEP	11/16/13

### Individual blocked a punt:

<b>FIU:</b>	Kenyatta Anderson - Charlotte	11/7/15
<b>Opp:</b>	David Baptiste - Florida Atlantic	11/12/11

## TURNOVERS

### Individual threw three (3) interceptions:

<b>FIU:</b>	Alex McGough (3) - Indiana	9/1/16
<b>Opp:</b>	Peyton Ramsey (3) - Indiana	9/1/12

### Individual with two (2) interceptions:

<b>FIU:</b>	Brad Muhammad - at Marshall	10/28/17
<b>Opp:</b>	Wiley Green - vs Rice	10/20/18

### Team had four (4) turnovers:

<b>FIU:</b>	4 (1 INTs/3 fumbles) - at UCF	8/31/17
<b>Opp:</b>	4 (4 INTs/0 fumbles) - at UTSA	11/10/18

### Team had five (5) turnovers:

<b>FIU:</b>	5 (2 INTs/3 fumbles) - at UTSA	10/11/14
<b>Opp:</b>	5 (3 INTs/2 fumbles) - Middle Tennessee	11/15/14

### Team had six (6) turnovers:

<b>FIU:</b>	7 (5 INTs/2 fumbles) - at Arkansas	10/27/07
<b>Opp:</b>	6 (4 INTs/2 fumbles) - at UAB	9/27/14

### Team lost three (3) fumbles:

<b>FIU:</b>	3 - at UCF	8/31/17
<b>Opp:</b>	3 - Western Kentucky	11/24/14

### Team lost six (6) fumbles:

<b>FIU:</b>	6 - North Texas	10/15/05
<b>Opp:</b>	Never (High of 4 - twice - last Wagner)	9/6/14

### Team recovered an onside kick:

<b>FIU:</b>	1 - at WKU	10/27/18
<b>Opp:</b>	1 - N.C. Central	9/19/15

## PENALTIES

### Team was penalized 10 times:

<b>FIU:</b>	11 - Tulane	10/14/17
<b>Opp:</b>	10 - at UCF	8/31/17

### Team was not penalized:

<b>FIU:</b>	Never (Record low 2 - at Troy)	10/18/03
<b>Opp:</b>	vs Rice	10/20/18

## SCORING

### Individual scored three touchdowns:

<b>FIU:</b>	James Morgan (3, all passing) - at UTSA	11/10/18
<b>Opp:</b>	Devin Singletary (3, all rushing) - vs Florida Atlantic	11/3/18

### Individual scored four touchdowns:

<b>FIU:</b>	James Morgan (4) - UAPB	9/29/18
<b>Opp:</b>	Anthony Wales (4) - at WKU	11/5/16

### Individual caught two touchdown passes:

<b>FIU:</b>	Anthony Jones (2) - at Charlotte	11/17/18
<b>Opp:</b>	Lawrence Cager (2) - at Miami	9/22/18

### Individual caught three touchdown passes:

<b>FIU:</b>	Bryce Singleton (3) - UMass	12/2/17
<b>Opp:</b>	Austin Duke (3) - Charlotte	11/7/15

### Individual rushed for three touchdowns:

<b>FIU:</b>	Darriet Perry (3) - at Louisiana	11/20/10
<b>Opp:</b>	Devin Singletary (3) - vs Florida Atlantic	11/3/18

### Individual kicked three field goals:

<b>FIU:</b>	Jose Borregales - vs Middle Tennessee	10/13/18
<b>Opp:</b>	Nice Rice- Old Dominion	11/11/17

### Individual kicked four or more field goals:

<b>FIU:</b>	Dustin Rivest (5) - Arkansas State	11/08/08
<b>Opp:</b>	Kyle Fischer (5) - Louisiana Tech	10/26/13

### Individual kicked a 50-yard field goal:

<b>FIU:</b>	Jose Borregales (53) - vs Middle Tennessee	10/13/18
<b>Opp:</b>	Greg Joseph (50) - Florida Atlantic	10/1/16

### Individual returned a kickoff for a touchdown:

<b>FIU:</b>	Richard Leonard (100 yards) - at Florida Atlantic	11/16/12
<b>Opp:</b>	Carlos Henderson (92 yards) - LA Tech	10/22/16

### Individual returned a punt for a touchdown:

<b>FIU:</b>	Maurice Alexander (69 yards) - vs UMass	9/15/18
<b>Opp:</b>	Deandre Reaves (69 yards) - at Marshall	11/14/15

### Individual returned an interception for a touchdown:

<b>FIU:</b>	Rocky Jacques-Louis (32 yards) - vs UTSA	11/10/18
<b>Opp:</b>	J. Crawford (33 yards) - Indiana	9/1/18

### Individual returned a fumble for a touchdown:

<b>FIU:</b>	Sage Lewis (61 yards) - at Charlotte	11/17/18
<b>Opp:</b>	Andrew Power (29 yards) - North Texas	9/1/11

### Individual recovered a fumble in end zone for a TD:

<b>FIU:</b>	Chance Attaway - at Middle Tennessee	9/29/07
<b>Opp:</b>	Ryan Downing - North Texas	9/1/11

### Individual returned/recovered a blocked punt for a TD:

<b>FIU:</b>	Kenyatta Anderson (23 yards) - Charlotte	11/7/15
<b>Opp:</b>	Dakota Lewis (0 yards) - Kansas	9/22/07

### Individual returned/recovered a blocked FG for a TD:

<b>FIU:</b>	Never	
<b>Opp:</b>	Ross Cockrell (75 yards) - Duke	9/1/12

### Individual returned a blocked PAT for a touchdown:

<b>FIU:</b>	Zach Davis - vs. Florida A&M	11/27/04
<b>Opp:</b>	Never	

### Team scored a two-point conversion:

<b>FIU:</b>	at Middle Tennessee (Tony Gaiter IV pass from James Morgan)	11/17/18
<b>Opp:</b>	UCF (Jordan Franks pass from Nick Patti)	9/24/16

### Team scored a safety:

<b>FIU:</b>	Old Dominion	11/11/17
<b>Opp:</b>	at UCF	8/31/17

### Team recorded a shutout:

<b>FIU:</b>	Butler (42-0)	9/14/02
<b>Opp:</b>	at Marshall (52-0)	11/14/15

### Team scored 28 points in a quarter:

<b>FIU:</b>	28 (2nd) - UMass	9/15/18
<b>Opp:</b>	28 (4th) - vs Florida Atlantic	11/3/18

### Team scored 40 points in a half:

<b>FIU:</b>	42 (1st) - vs UMass	9/15/18
<b>Opp:</b>	40 (1st) - at Maryland	8/31/13



# 2018 OVERALL STATS

Date	Opponent		Score	Att.
Sep 01, 2018	IND	L	28-38	17082
* Sep 08, 2018	at Old Dominion	W	28-20	19243
Sep 15, 2018	UMASS	W	63-24	14695
Sep 22, 2018	at #21 Miami (FL)	L	17-31	59814
Sep 29, 2018	UAPB	W	55-9	14937
* Oct 13, 2018	MIDDLE TENNESSEE	W	24-21	16002
* Oct 20, 2018	RICE	W	36-17	13741
* Oct 27, 2018	at WKU	W	38-17	15138
* Nov 03, 2018	FAU	L	14-49	18478
* Nov 09, 2018	at UTSA	W	45-7	16874
* Nov 17, 2018	at Charlotte	W	42-35	13371

Rushing	gp-gs	att	gain	loss	net	avg	td	lg	avg/g
MAXWELL, N.	11-3	112	588	11	577	5.2	6	52	52.5
PRICE, D'Vonte	11-2	76	486	10	476	6.3	5	70	43.3
PHILLIPS, S.	10-5	89	395	20	375	4.2	4	42	37.5
JONES, Anthony	4-2	41	219	5	214	5.2	2	38	53.5
ALEXANDER, M.	11-9	14	113	10	103	7.4	1	51	9.4
ALEXANDER, C.	8-0	11	87	4	83	7.5	1	31	10.4
PETERSON JR., S	2-0	11	41	0	41	3.7	0	7	20.5
WILSON, Stone	11-0	3	27	9	18	6.0	0	20	1.6
ATKINS, Jordan	1-0	2	3	0	3	1.5	0	2	3.0
Total	11	397	2005	161	1844	4.6	20	70	167.6
Opponents	11	455	2450	229	2221	4.9	19	37	201.9

Passing	gp-gs	effic	comp-att-int	pct	yds	td	lg	avg/g
MORGAN, James	11-11	164.51	192-293-5	65.5	2550	26	76	231.8
ALEXANDER, C.	8-0	122.07	15-24-1	62.5	194	0	49	24.2
ALEXANDER, M.	11-9	318.40	1-1-0	100.0	26	0	26	2.4
Total	11	161.79	208-318-6	65.4	2770	26	76	251.8
Opponents	11	122.13	185-308-15	60.1	2083	14	83	189.4

Receiving	gp-gs	no.	yds	avg	td	lg	avg/g
WORTON, C.	11-6	31	558	18.0	6	58	50.7
ALEXANDER, M.	11-9	30	416	13.9	5	76	37.8
SINGLETON, B.	8-0	27	326	12.1	2	49	40.8
MALONEY, Austin	11-9	25	526	21.0	5	54	47.8
PALMER, S.	11-10	21	206	9.8	1	23	18.7
GAITER IV, Tony	11-4	19	173	9.1	2	35	15.7
PRICE, D'Vonte	11-2	12	106	8.8	0	34	9.6
SCOTT, Darrius	9-1	8	82	10.2	0	26	9.1
THORNTON, S.	9-1	7	134	19.1	2	29	14.9
THOMAS, Ivan	11-2	7	44	6.3	0	9	4.0
JONES, Anthony	4-2	7	27	3.9	2	7	6.8
MAXWELL, N.	11-3	6	18	3.0	0	5	1.6
PHILLIPS, S.	10-5	4	60	15.0	0	35	6.0
GASKIN, C.	5-0	3	82	27.3	1	75	16.4
OLSEN, Collin	11-0	1	12	12.0	0	12	1.1
Total	11	208	2770	13.3	26	76	251.8
Opponents	11	185	2083	11.3	14	83	189.4

Field Goals	fg	pct.	01-19	20-29	30-39	40-49	50-99	lg	blk
BORREGALES, J.	13-15	86.7	0-0	5-5	3-5	4-4	1-1	53	0

Scoring	td	fg	kick	PAT rush	rcv	pass	dxp	saf	pts
BORREGALES, J.	-	13-15	47-48	-	-	-	-	-	86
ALEXANDER, M.	7	-	-	-	-	1-1	-	-	42
WORTON, C.	6	-	-	-	-	-	-	-	36
MAXWELL, N.	6	-	-	-	-	-	-	-	36
PRICE, D'Vonte	5	-	-	-	-	-	-	-	30
MALONEY, Austin	5	-	-	-	-	-	-	-	30
JONES, Anthony	4	-	-	-	-	-	-	-	24
PHILLIPS, S.	4	-	-	-	-	-	-	-	24
GAITER IV, Tony	2	-	-	-	2	-	-	-	16
JACQUES-LOUIS, R	2	-	-	-	-	-	-	-	12
THORNTON, S.	2	-	-	-	-	-	-	-	12
SINGLETON, B.	2	-	-	-	-	-	-	-	12
GASKIN, C.	1	-	-	-	-	-	-	-	6
LEWIS, Sage	1	-	-	-	-	-	-	-	6
ALEXANDER, C.	1	-	-	-	-	-	-	-	6
Total	50	13-15	47-48	-	2	2-2	-	-	390
Opponents	34	10-16	32-32	-	1	1-2	-	-	268

Score by Quarters	1st	2nd	3rd	4th	OT	Total
FIU	58	137	97	98	0	390
Opponents	59	81	59	69	0	268

Record:	Overall	Home	Away	Neutral
All games	8-3	4-2	4-1	0-0
Conference	6-1	2-1	4-0	0-0
Non-Conference	2-2	2-1	0-1	0-0

Team Statistics	FIU	OPP
FIRST DOWNS	222	250
Rushing	88	129
Passing	118	94
Penalty	16	27
RUSHING YARDAGE	1844	2221
Rushing Attempts	397	455
Average Per Rush	4.6	4.9
Average Per Game	167.6	201.9
TDs Rushing	20	19
PASSING YARDAGE	2770	2083
Comp-Att-Int	208-318-6	185-308-15
Average Per Pass	8.7	6.8
Average Per Catch	13.3	11.3
Average Per Game	251.8	189.4
TDs Passing	26	14
TOTAL OFFENSE	4614	4304
Average Per Play	6.5	5.6
Average Per Game	419.5	391.3
KICK RETURNS: #Yards	25-442	18-370
PUNT RETURNS: #Yards	12-219	12-132
INT RETURNS: #Yards	15-197	6-51
FUMBLES-LOST	11-4	10-4
PENALTIES-Yards	55-526	49-457
PUNTS-AVG	37-44.8	42-40.2
TIME OF POSSESSION/Game	30:21	29:39
3RD-DOWN Conversions	68/145	59/143
4TH-DOWN Conversions	12/19	13/21

Interceptions	no.	yds	avg	td	lg
HALL, Dorian	3	14	4.7	0	14
FREEMAN, Edwin	2	7	3.5	0	4
JACQUES-LOUIS, R	2	91	45.5	2	59
DAMES, Rishard	2	41	20.5	0	41
BROWN, Isaiah	2	13	6.5	0	8
GATES, Jamal	1	0	0.0	0	0
DAMES, Richard	1	11	11.0	0	11
THOMAS-OLIVER	1	0	0.0	0	0
CUSHION III, O.	1	20	20.0	0	20

Punting	no.	yds	avg	lg	tb	fc	i20	50+	blk
WILSON, Stone	37	1656	44.8	63	3	19	13	11	0

Punt Returns	no.	yds	avg	td	lg
ALEXANDER, M.	12	219	18.2	1	69
Total	12	219	18.2	1	69
Opponents	12	132	11.0	0	36

Kick Returns	no.	yds	avg	td	lg
MALONEY, Austin	8	149	18.6	0	30
BROWN, Isaiah	4	75	18.8	0	27
MAXWELL, N.	3	49	16.3	0	39
PHILON, DARIUS	3	54	18.0	0	22
PRICE, D'Vonte	3	67	22.3	0	30
SINGLETON, B.	2	16	8.0	0	16
ALEXANDER, M.	1	16	16.0	0	16
MUNROE, Shamar	1	16	16.0	0	16
Total	25	442	17.7	0	39
Opponents	18	370	20.6	0	51

All Purpose	g	rush	rcv	pr	kr	lr	total	avg/g
ALEXANDER, M.	11	103	416	219	16	0	754	68.5
MALONEY, Austi	11	0	526	0	149	0	675	61.4
PRICE, D'Vonte	11	476	106	0	67	0	649	59.0
MAXWELL, N.	11	577	18	0	49	0	644	58.5
WORTON, C.	11	0	558	0	0	0	558	50.7
Total	11	1844	2770	219	442	197	5472	497.5
Opponents	11	2221	2083	132	370	51	4857	441.5

Total Offense	g	plays	rush	pass	total	avg/g
MORGAN, James	11	320	-19	2550	2531	230.1
MAXWELL, N.	11	112	577	0	577	52.5
PRICE, D'Vonte	11	76	476	0	476	43.3
PHILLIPS, S.	10	89	375	0	375	37.5

Team Statistics	FIU	OPP
SCORING	390	268
Points Per Game	35.5	24.4
Points Off Turnovers	64	31
FIRST DOWNS	222	250
Rushing	88	129
Passing	118	94
Penalty	16	27
RUSHING YARDAGE	1844	2221
Yards gained rushing	2005	2450
Yards lost rushing	161	229
Rushing Attempts	397	455
Average Per Rush	4.6	4.9
Average Per Game	167.6	201.9
TDs Rushing	20	19
PASSING YARDAGE	2770	2083
Comp-Att-Int	208-318-6	185-308-15
Average Per Pass	8.7	6.8
Average Per Catch	13.3	11.3
Average Per Game	251.8	189.4
TDs Passing	26	14
TOTAL OFFENSE	4614	4304
Total Plays	715	763
Average Per Play	6.5	5.6
Average Per Game	419.5	391.3
KICK RETURNS: #-Yards	25-442	18-370
PUNT RETURNS: #-Yards	12-219	12-132
INT RETURNS: #-Yards	15-197	6-51
KICK RETURN AVERAGE	17.7	20.6
PUNT RETURN AVERAGE	18.2	11.0
INT RETURN AVERAGE	13.1	8.5
FUMBLES-LOST	11-4	10-4
PENALTIES-Yards	55-526	49-457
Average Per Game	47.8	41.5
PUNTS-Yards	37-1656	42-1689
Average Per Punt	44.8	40.2
Net punt average	39.6	33.6
KICKOFFS-Yards	68-4531	52-3054
Average Per Kick	66.6	58.7
Net kick average	43.5	40.1
TIME OF POSSESSION/Game	30:21	29:39
3RD-DOWN Conversions	68/145	59/143
3rd-Down Pct	47%	41%
4TH-DOWN Conversions	12/19	13/21
4th-Down Pct	63%	62%
SACKS BY-Yards	21-114	8-54
MISC YARDS	0	0
TOUCHDOWNS SCORED	50	34
FIELD GOALS-ATTEMPTS	13-15	10-16
ON-SIDE KICKS	2-4	1-2
RED-ZONE SCORES	(33-41) 80%	(35-43) 81%
RED-ZONE TOUCHDOWNS	(26-41) 63%	(26-43) 60%
PAT-ATTEMPTS	(47-48) 98%	(32-32) 100%
ATTENDANCE	94935	124440
Games/Avg Per Game	6/15822	5/24888
Neutral Site Games		0/0

Score by Quarters	1st	2nd	3rd	4th	OT	Total
FIU	58	137	97	98	0	390
Opponents	59	81	59	69	0	268

# 2018 RESULTS

Date	Opponent		Score	Overall	Conference	Time	Attend
Sep 01, 2018	IND	L	28-38	0-1	0-0	3:20	17082
* Sep 08, 2018	at Old Dominion	W	28-20	1-1	1-0	5:01	19243
Sep 15, 2018	UMASS	W	63-24	2-1	1-0	3:05	14695
Sep 22, 2018	at #21 Miami (FL)	L	17-31	2-2	1-0	3:21	59814
Sep 29, 2018	UAPB	W	55-9	3-2	1-0	2:58	14937
* Oct 13, 2018	MIDDLE TENNESSEE	W	24-21	4-2	2-0	3:05	16002
* Oct 20, 2018	RICE	W	36-17	5-2	3-0	2:42	13741
* Oct 27, 2018	at WKU	W	38-17	6-2	4-0	3:04	15138
* Nov 03, 2018	FAU	L	14-49	6-3	4-1	2:52	18478
* Nov 09, 2018	at UTSA	W	45-7	7-3	5-1	2:57	16874
* Nov 17, 2018	at Charlotte	W	42-35	8-3	6-1	3:08	13371

		Rushing				Receiving				Passing				Kick Returns				Punt Returns				tot		
Date	Opponent	no.	yds	td	lg	no.	yds	td	lg	cmp	att	int	yds	td	lg	no.	yds	td	lg	no.	yds	td	lg	off
Sep 01	IND	39	170	3	36	17	157	1	35	17-28-1	157	1	35	3	53	0	27	0	0	0	0	0	0	327
Sep 08	at Old Dominion	51	189	1	33	19	300	3	49	19-31-1	300	3	49	3	44	0	17	0	0	0	0	0	0	489
Sep 15	UMASS	53	329	5	31	16	207	2	38	16-23-1	207	2	38	2	50	0	30	5	136	1	69			536
Sep 22	at Miami (FL)	24	17	0	10	13	170	2	44	13-28-1	170	2	44	1	21	0	21	0	0	0	0	0	0	187
Sep 29	UAPB	29	220	3	70	13	393	4	76	13-19-0	393	4	76	2	33	0	22	2	29	0	17			613
Oct 13	MIDDLE TENNESSEE	28	64	0	10	27	311	2	58	27-36-0	311	2	58	3	62	0	39	0	0	0	0	0	0	375
Oct 20	RICE	38	217	2	51	20	229	2	33	20-29-0	229	2	33	1	12	0	12	1	18	0	18			446
Oct 27	at WKU	38	197	2	58	19	171	3	52	19-28-0	171	3	52	3	72	0	30	0	0	0	0	0	0	368
Nov 03	FAU	33	96	0	14	19	234	2	34	19-34-2	234	2	34	5	79	0	20	0	0	0	0	0	0	330
Nov 09	at UTSA	41	149	2	42	20	304	3	45	20-30-0	304	3	45	0	0	0	0	1	2	0	2			453
Nov 17	at Charlotte	23	196	2	52	25	294	2	54	25-32-0	294	2	54	2	16	0	16	3	34	0	25			490
		397	1844	20	70	208	2770	26	76	208-318-6	2770	26	76	25	442	0	39	12	219	1	69			4614
Opponents		455	2221	19	37	185	2083	14	83	185-308-15	2083	14	83	18	370	0	51	12	132	0	36			4304

Games: 11 • Avg/rush: 4.6 • Avg/catch: 13.3 • Pass effic: 161.79 • KR avg: 17.7 • PR avg: 18.2 • All purpose avg/game: 497.5 • Total offense avg/gm: 419.5

Date	Opponent	Tackles				Sacks no-yds	Fumble		Pass Defense			blkd kick	PAT Attempts			off		
		ua	a	total	tfl-yds		ff	fr-yds	int-yds	qbh	brup		kick	rush	rcv	saf	t/o	pts
Sep 01	IND	67	17	84	3.0-13	1.0-9	0	0-0	1-14	1	2	0	4-4	0	0	0	7	28
Sep 08	at Old Dominion	43	17	60	6.0-15	2.0-7	0	0-0	0-0	3	4	0	4-4	0	0	0	0	28
Sep 15	UMASS	50	23	73	5.0-28	3.0-25	0	1-0	2-59	0	5	0	9-9	0	0	0	14	63
Sep 22	at Miami (FL)	44	42	86	4.0-21	2.0-15	1	1-0	1-5	0	3	0	2-2	0	0	0	3	17
Sep 29	UAPB	51	25	76	6.0-15	1.0-6	2	1-0	1-11	2	1	0	7-7	0	0	0	10	55
Oct 13	MIDDLE TENNESSEE	56	19	75	7.0-31	2.0-5	0	0-0	1-20	0	2	0	1-1	0	1	0	0	24
Oct 20	RICE	38	10	48	4.0-10	2.0-8	0	0-0	3-12	0	2	0	3-4	0	0	0	9	36
Oct 27	at WKU	43	28	71	6.0-25	2.0-19	1	0-0	1-0	1	8	0	5-5	0	0	0	0	38
Nov 03	FAU	41	36	77	6.0-8	0.0-0	1	0-0	0-0	1	1	0	2-2	0	0	0	0	14
Nov 09	at UTSA	35	20	55	6.0-19	3.0-11	0	0-0	4-76	1	5	0	6-6	0	0	0	14	45
Nov 17	at Charlotte	48	32	80	7.0-24	3.0-16	1	1-61	1-0	3	2	0	4-4	0	1	0	7	42
		516	269	785	60.0-209	22.5-121	6	4-61	15-197	12	35	0	47-48	0	2	0	64	390
Opponents		457	302	759	45.0-129	8.0-54	6	4-0	6-51	24	41	0	32-32	0	1	0	31	268

		Punting									Field Goals			Kickoffs				
Date	Opponent	no.	yds	avg	long	blkd	tb	fc	50+	i20	md-att	long	blkd	no.	yds	avg	tb	ob
Sep 01	IND	3	132	44.0	50	0	0	2	1	0	0-0	0	0	4	291	72.8	3	0
Sep 08	at Old Dominion	6	261	43.5	51	0	0	2	1	2	0-1	0	0	4	258	64.5	3	0
Sep 15	UMASS	1	47	47.0	47	0	1	0	0	0	0-0	0	0	10	603	60.3	2	1
Sep 22	at Miami (FL)	9	423	47.0	58	0	2	4	4	1	1-1	28	0	2	130	65.0	1	0
Sep 29	UAPB	2	86	43.0	47	0	0	2	0	1	2-2	40	0	10	716	71.6	8	0
Oct 13	MIDDLE TENNESSEE	1	54	54.0	54	0	0	0	1	0	3-3	53	0	5	353	70.6	5	0
Oct 20	RICE	2	97	48.5	51	0	0	1	1	1	3-3	47	0	8	571	71.4	8	0
Oct 27	at WKU	2	102	51.0	53	0	0	1	1	0	1-1	35	0	7	455	65.0	4	0
Nov 03	FAU	3	145	48.3	63	0	0	2	1	2	0-0	0	0	3	195	65.0	3	0
Nov 09	at UTSA	4	172	43.0	51	0	0	2	1	2	1-2	23	0	7	463	66.1	5	0
Nov 17	at Charlotte	4	137	34.2	47	0	0	3	0	4	2-2	28	0	8	496	62.0	6	0
		37	1656	44.8	63	0	3	19	11	13	13-15	53	0	68	4531	66.6	48	1
Opponents		42	1689	40.2	80	0	3	13	8	12	10-16	47	0	52	3054	58.7	21	1



# 2018 PLAYER HIGHS

Rushes	18	PHILLIPS, S. at Old Dominion (Sep 08, 2018)
	18	MAXWELL, N. vs UMASS (Sep 15, 2018)
Yards Rushing	119	PRICE, D'Vonte at WKU (Oct 27, 2018)
TD Rushes	2	JONES, Anthony vs IND (Sep 01, 2018)
	2	PHILLIPS, S. vs UMASS (Sep 15, 2018)
	2	MAXWELL, N. vs UMASS (Sep 15, 2018)
	2	PRICE, D'Vonte vs UAPB (Sep 29, 2018)
	2	PRICE, D'Vonte at WKU (Oct 27, 2018)
	2	MAXWELL, N. at Charlotte (Nov 17, 2018)
Long Rush	70	PRICE, D'Vonte vs UAPB (Sep 29, 2018)
Pass attempts	36	MORGAN, James vs Middle Tennessee (Oct 13, 2018)
Pass completions	27	MORGAN, James vs Middle Tennessee (Oct 13, 2018)
Yards Passing	341	MORGAN, James vs UAPB (Sep 29, 2018)
TD Passes	4	MORGAN, James vs UAPB (Sep 29, 2018)
Long Pass	76	MORGAN, James vs UAPB (Sep 29, 2018)
Receptions	8	SINGLETON, B. vs Middle Tennessee (Oct 13, 2018)
Yards Receiving	144	ALEXANDER, M. vs UAPB (Sep 29, 2018)
TD Receptions	2	WORTON, C. at Miami (FL) (Sep 22, 2018)
	2	JONES, Anthony at Charlotte (Nov 17, 2018)
Long Reception	76	ALEXANDER, M. vs UAPB (Sep 29, 2018)
Field Goals	3	BORREGALES, J. vs Middle Tennessee (Oct 13, 2018)
	3	BORREGALES, J. vs RICE (Oct 20, 2018)
Long Field Goal	53	BORREGALES, J. vs Middle Tennessee (Oct 13, 2018)
Punts	9	WILSON, Stone at Miami (FL) (Sep 22, 2018)
Punting Avg	54.0	WILSON, Stone vs Middle Tennessee (Oct 13, 2018)
Long Punt	63	WILSON, Stone vs FAU (Nov 03, 2018)
Punts inside 20	4	WILSON, Stone at Charlotte (Nov 17, 2018)
Long Punt Return	69	ALEXANDER, M. vs UMASS (Sep 15, 2018)
Long Kickoff Return	39	MAXWELL, N. vs Middle Tennessee (Oct 13, 2018)
Tackles	18	LEWIS, Sage vs IND (Sep 01, 2018)
Sacks	2.0	TART, Teair vs UMASS (Sep 15, 2018)
	2.0	SILVA, Fermin at Miami (FL) (Sep 22, 2018)
Tackles For Loss	2.0	TART, Teair vs UMASS (Sep 15, 2018)
	2.0	SILVA, Fermin at Miami (FL) (Sep 22, 2018)
	2.0	SHERIFF, J. vs UAPB (Sep 29, 2018)
	2.0	FREEMAN, Edwin vs Middle Tennessee (Oct 13, 2018)
	2.0	LITTLE, Josh vs RICE (Oct 20, 2018)
	2.0	JOHNSON, A. at Charlotte (Nov 17, 2018)
	2.0	TART, Teair at Charlotte (Nov 17, 2018)
Interceptions	1	HALL, Dorian vs IND (Sep 01, 2018)
	1	JACQUES-LOUIS, R vs UMASS (Sep 15, 2018)
	1	GATES, Jamal vs UMASS (Sep 15, 2018)
	1	BROWN, Isaiah at Miami (FL) (Sep 22, 2018)
	1	DAMES, Richard vs UAPB (Sep 29, 2018)
	1	CUSHION III, O. vs Middle Tennessee (Oct 13, 2018)
	1	FREEMAN, Edwin vs RICE (Oct 20, 2018)
	1	DAMES, Rishard vs RICE (Oct 20, 2018)
	1	BROWN, Isaiah vs RICE (Oct 20, 2018)
	1	THOMAS-OLIVER at WKU (Oct 27, 2018)
	1	FREEMAN, Edwin at UTSA (Nov 09, 2018)
	1	DAMES, Rishard at UTSA (Nov 09, 2018)

## 3rd-Down Conversions

Date	Opponent	Score	Overall	1st Qtr	2nd Qtr	3rd Qtr	4th Qtr	Overtime
Sep 01, 2018	IND	L 28-38	5-12 41.7	1-4 25.0	1-2 50.0	3-5 60.0	0-1 0.0	
Sep 08, 2018	at Old Dominion	W 28-20	7-16 43.8	1-3 33.3	3-5 60.0	2-4 50.0	1-4 25.0	
Sep 15, 2018	UMASS	W 63-24	4-8 50.0	1-2 50.0	0-0 0.0	2-2 100.0	1-4 25.0	
Sep 22, 2018	at Miami (FL)	L 17-31	3-14 21.4	0-3 0.0	0-3 0.0	1-5 20.0	2-3 66.7	
Sep 29, 2018	UAPB	W 55-9	3-8 37.5	1-3 33.3	0-1 0.0	0-1 0.0	2-3 66.7	
Oct 13, 2018	MIDDLE TENNESSEE	W 24-21	10-17 58.8	3-5 60.0	3-4 75.0	0-2 0.0	4-6 66.7	
Oct 20, 2018	RICE	W 36-17	9-16 56.2	2-3 66.7	3-4 75.0	2-3 66.7	2-6 33.3	
Oct 27, 2018	at WKU	W 38-17	8-14 57.1	3-4 75.0	0-2 0.0	4-6 66.7	1-2 50.0	
Nov 03, 2018	FAU	L 14-49	9-16 56.2	1-3 33.3	4-6 66.7	3-4 75.0	1-3 33.3	
Nov 09, 2018	at UTSA	W 45-7	8-16 50.0	1-4 25.0	3-5 60.0	2-4 50.0	2-3 66.7	
Nov 17, 2018	at Charlotte	W 42-35	2-8 25.0	1-2 50.0	0-3 0.0	1-2 50.0	0-1 0.0	
	FIU		68-145 46.9	15-36 41.7	17-35 48.6	20-38 52.6	16-36 44.4	0-0 0.0
	Opponents		59-143 41.3	16-38 42.1	19-46 41.3	10-29 34.5	14-30 46.7	0-0 0.0

## 4th-Down Conversions

Date	Opponent	Score	Overall	1st Qtr	2nd Qtr	3rd Qtr	4th Qtr	Overtime
Sep 01, 2018	IND	L 28-38	2-2 100.0	0-0 0.0	0-0 0.0	1-1 100.0	1-1 100.0	
Sep 08, 2018	at Old Dominion	W 28-20	2-2 100.0	0-0 0.0	0-0 0.0	2-2 100.0	0-0 0.0	
Sep 15, 2018	UMASS	W 63-24	2-3 66.7	0-0 0.0	0-0 0.0	0-0 0.0	2-3 66.7	
Sep 22, 2018	at Miami (FL)	L 17-31	0-0 0.0	0-0 0.0	0-0 0.0	0-0 0.0	0-0 0.0	
Sep 29, 2018	UAPB	W 55-9	1-1 100.0	0-0 0.0	0-0 0.0	0-0 0.0	1-1 100.0	
Oct 13, 2018	MIDDLE TENNESSEE	W 24-21	1-3 33.3	0-1 0.0	1-1 100.0	0-1 0.0	0-0 0.0	
Oct 20, 2018	RICE	W 36-17	1-1 100.0	0-0 0.0	0-0 0.0	0-0 0.0	1-1 100.0	
Oct 27, 2018	at WKU	W 38-17	1-2 50.0	1-1 100.0	0-1 0.0	0-0 0.0	0-0 0.0	
Nov 03, 2018	FAU	L 14-49	0-3 0.0	0-0 0.0	0-1 0.0	0-0 0.0	0-2 0.0	
Nov 09, 2018	at UTSA	W 45-7	2-2 100.0	1-1 100.0	1-1 100.0	0-0 0.0	0-0 0.0	
Nov 17, 2018	at Charlotte	W 42-35	0-0 0.0	0-0 0.0	0-0 0.0	0-0 0.0	0-0 0.0	
	FIU		12-19 63.2	2-3 66.7	2-4 50.0	3-4 75.0	5-8 62.5	0-0 0.0
	Opponents		13-21 61.9	1-4 25.0	4-6 66.7	3-3 100.0	5-8 62.5	0-0 0.0

## Time of Possession

Date	Opponent	Score	Overall	1st Qtr	2nd Qtr	3rd Qtr	4th Qtr	Overtime
Sep 01, 2018	IND	L 28-38	27:25	8:29	6:22	8:40	3:54	
Sep 08, 2018	at Old Dominion	W 28-20	34:06	6:47	6:02	12:46	8:31	
Sep 15, 2018	UMASS	W 63-24	36:09	6:28	8:21	7:52	13:28	
Sep 22, 2018	at Miami (FL)	L 17-31	23:11	4:39	4:45	8:01	5:46	
Sep 29, 2018	UAPB	W 55-9	22:50	4:17	4:35	4:46	9:12	
Oct 13, 2018	MIDDLE TENNESSEE	W 24-21	34:27	9:37	7:09	8:43	8:58	
Oct 20, 2018	RICE	W 36-17	34:48	6:11	6:14	8:24	13:59	
Oct 27, 2018	at WKU	W 38-17	33:02	9:19	4:46	11:09	7:48	
Nov 03, 2018	FAU	L 14-49	30:24	4:08	10:19	9:37	6:20	
Nov 09, 2018	at UTSA	W 45-7	33:22	7:43	9:45	6:51	9:03	
Nov 17, 2018	at Charlotte	W 42-35	24:05	4:00	7:35	8:51	3:39	
	FIU	Total	333:49	71:38	75:53	95:40	90:38	0:00
		Avg.	30:20	6:30	6:53	8:41	8:14	0:00
	Opponents	Total	326:11	93:22	89:07	69:20	74:22	0:00
		Avg.	29:39	8:29	8:06	6:18	6:45	0:00

# 2018 REDZONE STATS

Date	Opponent	Score	Times	Times	Total	Rush		Pass	FGs	Failed to score inside RZ					
			In RZ	Scored	Pts	TDs	TDs	TDs	Made	FGA	Down	Int	Fumb	Half	Game
Sep 01, 2018	IND	L 28-38	3	3	21	3	2	1	0	0	0	0	0	0	0
Sep 08, 2018	at Old Dominion	W 28-20	3	2	14	2	1	1	0	1	0	0	0	0	0
Sep 15, 2018	UMASS	W 63-24	6	5	35	5	4	1	0	0	1	0	0	0	0
Sep 22, 2018	at Miami (FL)	L 17-31	2	2	10	1	0	1	1	0	0	0	0	0	0
Sep 29, 2018	UAPB	W 55-9	3	2	10	1	1	0	1	0	0	0	0	1	0
Oct 13, 2018	MIDDLE TENNESSEE	W 24-21	1	0	0	0	0	0	0	0	1	0	0	0	0
Oct 20, 2018	RICE	W 36-17	3	2	10	1	1	0	1	0	0	0	0	1	0
Oct 27, 2018	at WKU	W 38-17	5	5	31	4	1	3	1	0	0	0	0	0	0
Nov 03, 2018	FAU	L 14-49	4	2	14	2	0	2	0	0	1	0	1	0	0
Nov 09, 2018	at UTSA	W 45-7	7	6	38	5	2	3	1	1	0	0	0	0	0
Nov 17, 2018	at Charlotte	W 42-35	4	4	21	2	0	2	2	0	0	0	0	0	0
Totals			41	33	204	26	12	14	7	2	3	0	1	2	0

33 of 41 (80.5%)

## Opponents Inside FIU Red-Zone

Date	Opponent	Score	Times	Times	Total	Rush		Pass	FGs	Failed to score inside RZ					
			In RZ	Scored	Pts	TDs	TDs	TDs	Made	FGA	Down	Int	Fumb	Half	Game
Sep 01, 2018	IND	L 28-38	6	5	31	4	0	4	1	0	0	0	0	1	0
Sep 08, 2018	at Old Dominion	W 28-20	4	3	13	1	0	1	2	0	1	0	0	0	0
Sep 15, 2018	UMASS	W 63-24	5	4	24	3	2	1	1	0	0	1	0	0	0
Sep 22, 2018	at Miami (FL)	L 17-31	4	3	17	2	0	2	1	0	1	0	0	0	0
Sep 29, 2018	UAPB	W 55-9	3	3	9	0	0	0	3	0	0	0	0	0	0
Oct 13, 2018	MIDDLE TENNESSEE	W 24-21	4	3	21	3	3	0	0	0	0	1	0	0	0
Oct 20, 2018	RICE	W 36-17	1	1	7	1	1	0	0	0	0	0	0	0	0
Oct 27, 2018	at WKU	W 38-17	4	3	17	2	2	0	1	1	0	0	0	0	0
Nov 03, 2018	FAU	L 14-49	5	5	35	5	5	0	0	0	0	0	0	0	0
Nov 09, 2018	at UTSA	W 45-7	1	0	0	0	0	0	0	0	1	0	0	0	0
Nov 17, 2018	at Charlotte	W 42-35	6	5	35	5	4	1	0	0	1	0	0	0	0
Totals			43	35	209	26	17	9	9	1	4	2	0	1	0

35 of 43 (81.4%)

Rushing	gp-gs	att	gain	loss	net	avg	td	lg	avg/g
MAXWELL, N.	11-3	112	588	11	577	5.2	6	52	52.5
PRICE, D'Vonte	11-2	76	486	10	476	6.3	5	70	43.3
PHILLIPS, S.	10-5	89	395	20	375	4.2	4	42	37.5
JONES, Anthony	4-2	41	219	5	214	5.2	2	38	53.5
ALEXANDER, M.	11-9	14	113	10	103	7.4	1	51	9.4
ALEXANDER, C.	8-0	11	87	4	83	7.5	1	31	10.4
PETERSON JR., S	2-0	11	41	0	41	3.7	0	7	20.5
WILSON, Stone	11-0	3	27	9	18	6.0	0	20	1.6
ATKINS, Jordan	1-0	2	3	0	3	1.5	0	2	3.0
MORGAN, James	11-11	27	46	65	-19	-0.7	1	11	-1.7
TEAM	7-0	11	0	27	-27	-2.5	0	0	-3.9
Total	11	397	2005	161	1844	4.6	20	70	167.6
Opponents	11	455	2450	229	2221	4.9	19	37	201.9

Passing	gp-gs	effic	comp-att-int	pct	yds	td	lg	avg/g
MORGAN, James	11-11	164.51	192-293-5	65.5	2550	26	76	231.8
ALEXANDER, C.	8-0	122.07	15-24-1	62.5	194	0	49	24.2
ALEXANDER, M.	11-9	318.40	1-1-0	100.0	26	0	26	2.4
Total	11	161.79	208-318-6	65.4	2770	26	76	251.8
Opponents	11	122.13	185-308-15	60.1	2083	14	83	189.4

Receiving	gp-gs	no.	yds	avg	td	lg	avg/g
WORTON, C.	11-6	31	558	18.0	6	58	50.7
ALEXANDER, M.	11-9	30	416	13.9	5	76	37.8
SINGLETON, B.	8-0	27	326	12.1	2	49	40.8
MALONEY, Austin	11-9	25	526	21.0	5	54	47.8
PALMER, S.	11-10	21	206	9.8	1	23	18.7
GAITER IV, Tony	11-4	19	173	9.1	2	35	15.7
PRICE, D'Vonte	11-2	12	106	8.8	0	34	9.6
SCOTT, Darrius	9-1	8	82	10.2	0	26	9.1
THORNTON, S.	9-1	7	134	19.1	2	29	14.9
THOMAS, Ivan	11-2	7	44	6.3	0	9	4.0
JONES, Anthony	4-2	7	27	3.9	2	7	6.8
MAXWELL, N.	11-3	6	18	3.0	0	5	1.6
PHILLIPS, S.	10-5	4	60	15.0	0	35	6.0
GASKIN, C.	5-0	3	82	27.3	1	75	16.4
OLSEN, Collin	11-0	1	12	12.0	0	12	1.1
Total	11	208	2770	13.3	26	76	251.8
Opponents	11	185	2083	11.3	14	83	189.4

Punt Returns	no.	yds	avg	td	lg
ALEXANDER, M.	12	219	18.2	1	69
Total	12	219	18.2	1	69
Opponents	12	132	11.0	0	36

Interceptions	no.	yds	avg	td	lg
HALL, Dorian	3	14	4.7	0	14
DAMES, Rishard	2	41	20.5	0	41
JACQUES-LOUIS,R	2	91	45.5	2	59
BROWN, Isaiah	2	13	6.5	0	8
FREEMAN, Edwin	2	7	3.5	0	4
DAMES, Richard	1	11	11.0	0	11
THOMAS-OLIVER	1	0	0.0	0	0
GATES, Jamal	1	0	0.0	0	0
CUSHION III, O.	1	20	20.0	0	20
Total	15	197	13.1	2	59
Opponents	6	51	8.5	1	33

Kick Returns	no.	yds	avg	td	lg
MALONEY, Austin	8	149	18.6	0	30
BROWN, Isaiah	4	75	18.8	0	27
PRICE, D'Vonte	3	67	22.3	0	30
PHILON, DARIUS	3	54	18.0	0	22
MAXWELL, N.	3	49	16.3	0	39
SINGLETON, B.	2	16	8.0	0	16
MUNROE, Shamar	1	16	16.0	0	16
ALEXANDER, M.	1	16	16.0	0	16
Total	25	442	17.7	0	39
Opponents	18	370	20.6	0	51

Fumble Returns	no.	yds	avg	td	lg
LEWIS, Sage	1	61	61.0	1	61
Total	1	61	61.0	1	61
Opponents	0	0	0.0	0	0



# 2018 DEFENSIVE STATS

#	Defensive Leaders	gp-gs	Tackles				Sacks no-yds	Pass defense			Fumbles		blkd	
			ua	a	tot	tfl/yds		int-yds	brup	qbh	rcv-yds	ff	kick	saf
3	LEWIS, Sage	11-11	75	42	117	3.5-6	1.0-3	.	9	1	1-61	.	.	.
5	FREEMAN, Edwin	11-10	54	27	81	6.0-9	1.0-1	2-7	1	1	.	1	.	.
10	CUSHION III, O.	11-9	37	18	55	.	.	1-20	1	.	.	.	.	.
90	CURTIS, Noah	11-9	20	23	43	2.0-10	1.5-7	.	.	.	.	1	.	.
36	HALL, Dorian	11-11	25	14	39	2.0-3	.	3-14	1	.	.	1	.	.
38	DAMES, Richard	11-3	25	12	37	4.0-11	.	1-11	3	1	.	.	.	.
91	JOHNSON, A.	11-10	22	12	34	5.0-29	3.5-24	.	2	6	.	.	.	.
21	THOMAS-OLIVER	11-9	24	9	33	3.0-6	.	1-0	9	.	.	.	.	.
20	LUBIN, Emmanuel	11-11	24	4	28	2.5-19	1.0-0	.	4	.	.	.	.	.
92	MERCIER, Jason	11-0	11	17	28	.	.	.	.	.	1-0	.	.	.
31	JOHNSON, Tyree	11-5	21	6	27	2.0-3	.	.	.	.	.	.	.	.
99	SHERIFF, J.	11-4	17	9	26	5.5-18	2.5-13	.	.	.	.	.	.	.
4	BROWN, Isaiah	11-2	20	5	25	1.5-3	.	2-13	4	.	1-0	.	.	.
94	OLIVER, Kevin	11-7	9	14	23	1.5-8	2.0-8	.	.	.	.	.	.	.
59	GATES, Jamal	11-2	13	10	23	1.0-1	.	1-0	.	2	.	.	.	.
96	LITTLE, Josh	9-4	15	8	23	2.0-6	1.0-5	.	.	.	.	.	.	.
93	TART, Teair	10-0	13	4	17	7.0-36	4.0-30	.	.	.	.	1	.	.
97	HUMPHREY, T.	11-8	11	4	15	1.0-4	1.0-4	.	.	.	.	.	.	.
35	DAMES, Rishard	11-0	13	2	15	0.5-0	.	2-41	.	.	.	.	.	.
45	JACQUES-LOUIS,R	11-2	12	2	14	1.0-5	1.0-5	2-91	.	.	.	.	.	.
7	SILVA, Fermin	4-3	6	5	11	3.0-18	2.0-15	.	.	1	.	1	.	.
48	POWELL, Josh	11-1	5	5	10	1.0-2	.	.	.	.	.	.	.	.
98	WOODS, Jordan	10-0	7	1	8	2.0-2	.	.	.	.	.	1	.	.
27	MCCRAY, Benny	11-0	6	1	7	.	.	.	.	.	.	.	.	.
46	JUSTE, Milord	7-0	3	3	6	1.0-6	1.0-6	.	.	.	.	.	.	.
40	JACKSON, Daniel	11-0	4	2	6	.	.	.	.	.	.	.	.	.
41	MUNROE, Shamar	9-0	2	3	5	.	.	.	.	.	.	.	.	.
95	TARVER, Andrew	5-0	2	2	4	.	.	.	.	.	.	.	.	.
51	PROPHETE, D.	11-0	4	.	4	.	.	.	.	.	.	.	.	.
37	BROOKS, Romelo	9-0	2	.	2	.	.	.	.	.	.	.	.	.
72	STRICKLAND, D.	9-0	1	1	2	.	.	.	.	.	.	.	.	.
30	BORREGALES, J.	11-0	1	.	1	.	.	.	1	.	.	.	.	.
15	MALONEY, Austin	11-9	1	.	1	.	.	.	.	.	.	.	.	.
43	IRVING, C	8-0	1	.	1	.	.	.	.	.	.	.	.	.
49	GILLARD III, U.	2-0	1	.	1	.	.	.	.	.	.	.	.	.
25	DUFFY, Aris	5-0	1	.	1	.	.	.	.	.	.	.	.	.
4G	O'GORMAN, Shawn	2-0	1	.	1	.	.	.	.	.	.	.	.	.
42	LOUIS, JoJo	4-0	1	.	1	1.0-2	.	.	.	.	.	.	.	.
85	WILLIAMS, D.	2-0	.	1	1	.	.	.	.	.	.	.	.	.
17	IRVING JR., L	1-0	1	.	1	1.0-2	.	.	.	.	.	.	.	.
52	GEORGES, D.	9-0	.	1	1	.	.	.	.	.	.	.	.	.
2H	HILL, Isaiah	1-0	1	.	1	.	.	.	.	.	.	.	.	.
9T	THIELE, Estin	1-0	.	1	1	.	.	.	.	.	.	.	.	.
34	McGHEE, T.	3-0	1	.	1	.	.	.	.	.	.	.	.	.
61	CONNELL, Doug	6-0	1	.	1	.	.	.	.	.	.	.	.	.
24	PRICE, D'Vonte	11-2	.	1	1	.	.	.	.	.	.	.	.	.
16	GAITER IV, Tony	11-4	1	.	1	.	.	.	.	.	.	.	.	.
11	WORTON, C.	11-6	1	.	1	.	.	.	.	.	.	.	.	.
TM	TEAM	7-0	.	.	.	.	.	.	.	.	1-0	.	.	.
Total		11	516	269	785	60-209	21-114	15-197	35	12	4-61	6	.	.
Opponents		11	457	302	759	45-129	8-54	6-51	41	24	4-0	6	.	.

Score by Quarters	1	2	3	4	Total
IND	14	14	7	3	<b>38</b>
FIU	7	7	7	7	<b>28</b>

## Qtr Time Scoring play

1st	07:42	FIU - JONES, Anthony 2 yd run (BORREGALES, J. kick), 11-66 4:01
	04:59	IND - Hale, Donavan 18 yd pass from Ramsey, Peyton (Justus, Logan kick), 7-75 2:43
	04:01	IND - Crawford, J. 33 yd interception return (Justus, Logan kick)
2nd	13:42	IND - Hendershot, P. 3 yd pass from Ramsey, Peyton (Justus, Logan kick), 11-68 3:55
	06:12	FIU - JONES, Anthony 36 yd run (BORREGALES, J. kick), 8-79 3:32
	03:41	IND - Hale, Donavan 2 yd pass from Ramsey, Peyton (Justus, Logan kick), 9-75 2:31
3rd	07:39	IND - Majette, Mike 9 yd pass from Penix JR, Michal (Justus, Logan kick), 9-72 3:16
	01:11	FIU - PHILLIPS, S. 1 yd run (BORREGALES, J. kick), 16-78 6:28
4th	09:58	IND - Justus, Logan 36 yd field goal, 13-70 6:13
	06:04	FIU - ALEXANDER, M. 7 yd pass from MORGAN, James (BORREGALES, J. kick), 10-75 3:54

	IND	FIU
<b>FIRST DOWNS</b>	31	22
<b>RUSHES-YARDS (NET)</b>	45-213	39-170
<b>PASSING YDS (NET)</b>	252	157
Passes Att-Comp-Int	37-28-1	28-17-1
<b>TOTAL OFFENSE PLAYS-YARDS</b>	82-465	67-327
Fumble Returns-Yards	0-0	0-0
Punt Returns-Yards	1-6	0-0
Kickoff Returns-Yards	1-11	3-53
Interception Returns-Yards	1-33	1-14
Punts (Number-Avg)	2-43.0	3-44.0
Fumbles-Lost	0-0	3-2
Penalties-Yards	8-90	7-70
Possession Time	32:35	27:25
Third-Down Conversions	7 of 15	5 of 12
Fourth-Down Conversions	3 of 3	2 of 2
Red-Zone Scores-Chances	5-6	3-3
Sacks By: Number-Yards	1-8	1-9

**RUSHING:** IND-Scott, Stevie 20-70; Taylor, Reese 3-40; Ramsey, Peyton 8-36; Philyor, Whop 2-23; Majette, Mike 5-19; Gest, Cole 5-17; Penix JR, Michal 2-8. FIU-JONES, Anthony 15-88; PHILLIPS, S. 11-38; PRICE, D'Vonte 2-21; MAXWELL, N. 4-17; ALEXANDER, C. 3-7; MORGAN, James 4-minus 1.

**PASSING:** IND-Ramsey, Peyton 20-27-1-156; Penix JR, Michal 8-10-0-96. FIU-MORGAN, James 11-20-1-90; ALEXANDER, C. 6-8-0-67.

**RECEIVING:** IND-Timian, Luke 6-50; Fryfogle, Ty 5-33; Westbrook, Nick 5-33; Hale, Donavan 4-60; Philyor, Whop 2-27; Taylor, Reese 2-12; Bjorson, Matt 1-15; Gest, Cole 1-10; Majette, Mike 1-9; Hendershot, P. 1-3. FIU-WORTON, C. 5-69; GAITER IV, Tony 4-53; ALEXANDER, M. 4-25; PALMER, S. 3-12; JONES, Anthony 1-minus 2.

**INTERCEPTIONS:** IND-Crawford, J. 1-33. FIU-HALL, Dorian 1-14.

**FUMBLES:** IND-None. FIU-MORGAN, James 1-0; ALEXANDER, M. 1-1; ALEXANDER, C. 1-1.

IND (1-0) vs. FIU (0-1)

Date: Sep 01, 2018 • Site: Miami, Fla. • Stadium: FIU Stadium  
Attendance: 17082

Kickoff time: 7:08 PM • End of Game: 10:28 • Total elapsed time: 3:20  
Officials: Referee: Daniel Capron; Umpire: Tim Owens; Linesman: John Wierinski;  
Line judge: Daniel Gallaghe; Back judge: Dennis Morris; Field judge: Steven Thielen;  
Side judge: Kyle Debus; Center judge: Brent Durbin;  
Temperature: 85 • Wind: 14 mph • Weather: Mostly Cloudy

Score by Quarters	1	2	3	4	Total
FIU	0	14	14	0	<b>28</b>
Old Dominion	7	13	0	0	<b>20</b>

## Qtr Time Scoring play

1st	11:55	ODU - DUHART, J. 4 yd pass from WILLIAMS, S. (RICE, Nick kick), 6-75 3:05
2nd	14:33	ODU - DUHART, J. 83 yd pass from LARUSSA, Blake (RICE, Nick kick), 1-83 0:08
	09:16	ODU - RICE, Nick 30 yd field goal, 9-57 3:50
	07:41	FIU - WORTON, C. 47 yd pass from MORGAN, James (BORREGALES, J. kick), 5-75 1:35
	02:41	ODU - RICE, Nick 39 yd field goal, 11-53 5:00
	00:14	FIU - GAITER IV, Tony 11 yd pass from MORGAN, James (BORREGALES, J. kick), 10-75 2:27
3rd	06:50	FIU - PHILLIPS, S. 2 yd run (BORREGALES, J. kick), 19-86 8:01
	03:03	FIU - MALONEY, Austin 36 yd pass from MORGAN, James (BORREGALES, J. kick), 7-99 2:55

	FIU	ODU
<b>FIRST DOWNS</b>	25	16
<b>RUSHES-YARDS (NET)</b>	51-189	27-93
<b>PASSING YDS (NET)</b>	300	303
Passes Att-Comp-Int	31-19-1	37-19-0
<b>TOTAL OFFENSE PLAYS-YARDS</b>	82-489	64-396
Fumble Returns-Yards	0-0	0-0
Punt Returns-Yards	0-0	4-47
Kickoff Returns-Yards	3-44	1-51
Interception Returns-Yards	0-0	1-0
Punts (Number-Avg)	6-43.5	6-35.0
Fumbles-Lost	2-0	0-0
Penalties-Yards	5-35	3-35
Possession Time	34:06	25:54
Third-Down Conversions	7 of 16	3 of 13
Fourth-Down Conversions	2 of 2	0 of 1
Red-Zone Scores-Chances	2-3	3-4
Sacks By: Number-Yards	2-7	2-13

RUSHING: FIU-PHILLIPS, S. 18-94; MAXWELL, N. 16-64; PRICE, D'Vonte 8-28; ALEXANDER, M. 2-15; ALEXANDER, C. 1-4; TEAM 2-minus 5; MORGAN, James 4-minus 11. Old Dominion-COX, Jeremy 13-43; WILLIAMS, S. 7-32; JACKSON, G. 2-18; SPENCER, Isaiah 1-5; HARPER, Isaiah 1-0; SINCLAIR, B. 2-minus 2; LARUSSA, Blake 1-minus 3.

PASSING: FIU-MORGAN, James 17-27-1-251; ALEXANDER, C. 2-4-0-49. Old Dominion-WILLIAMS, S. 11-22-0-160; LARUSSA, Blake 8-15-0-143.

RECEIVING: FIU-SINGLETON, B. 4-62; WORTON, C. 3-79; PALMER, S. 3-34; MALONEY, Austin 2-52; GAITER IV, Tony 2-18; PRICE, D'Vonte 2-14; ALEXANDER, M. 1-29; GENAL, Carson 1-7; MAXWELL, N. 1-5. Old Dominion-HARPER, Isaiah 4-36; COX, Jeremy 4-24; DUHART, J. 3-150; ANTHONY, Donta 3-29; BROWN, Darrell 2-19; FULGHAM, Travis 1-24; SPENCER, Isaiah 1-11; MCCLUNEY, Scott 1-10.

INTERCEPTIONS: FIU-None. Old Dominion-NOYE, Justin 1-0.

FUMBLES: FIU-MORGAN, James 2-0. Old Dominion-None.

FIU (1-1,1-0) vs. Old Dominion (0-2,0-1)

Date: Sep 08, 2018 • Site: Norfolk, Va. • Stadium: S.B. Ballard

Attendance: 19243

Kickoff time: 7:30pm • End of Game: 12:31 AM • Total elapsed time: 5:01

Officials: Referee: Jon Noli; Umpire: John Mitchell; Linesman: Gary Calip;

Line judge: Scott Held; Back judge: Michael Bailey; Field judge: David Sherwood;

Side judge: Maurice Pierre; Center judge: Jeff Guadagno;

Temperature: 74 • Wind: ENE 4MPH • Weather: RAIN

Score by Quarters	1	2	3	4	Total
UMASS	7	3	14	0	<b>24</b>
FIU	14	28	14	7	<b>63</b>

## Qtr Time Scoring play

1st	10:05	FIU - PHILLIPS, S. 4 yd run (BORREGALES, J. kick), 7-59 2:37
	04:48	FIU - MAXWELL, N. 3 yd run (BORREGALES, J. kick), 7-62 2:24
	01:27	UMASS - COMIS, Ross 10 yd run (CAGGIANO, Mike kick), 10-75 3:21
2nd	11:43	FIU - PHILLIPS, S. 22 yd run (BORREGALES, J. kick), 5-47 1:48
	08:28	UMASS - GARCIA, Cooper 36 yd field goal, 7-61 3:15
	04:36	FIU - PALMER, S. 8 yd pass from MORGAN, James (BORREGALES, J. kick), 8-79 3:52
	02:34	FIU - ALEXANDER, M. 38 yd pass from MORGAN, James (BORREGALES, J. kick), 3-61 1:21
	01:09	FIU - PRICE, D'Vonte 3 yd run (BORREGALES, J. kick), 6-35 1:20
3rd	11:50	UMASS - CURTIS, Michael 6 yd run (GARCIA, Cooper kick), 5-42 1:20
	09:10	FIU - ALEXANDER, M. 69 yd punt return (BORREGALES, J. kick)
	07:03	FIU - JACQUES-LOUIS, R 59 yd interception return (BORREGALES, J. kick)
	05:13	UMASS - ISABELLA, Andy 16 yd pass from CURTIS, Michael (GARCIA, Cooper kick), 5-70 1:50
4th	12:56	FIU - MAXWELL, N. 17 yd run (BORREGALES, J. kick), 13-75 7:17

	UMASS	FIU
<b>FIRST DOWNS</b>	24	32
<b>RUSHES-YARDS (NET)</b>	34-199	53-329
<b>PASSING YDS (NET)</b>	224	207
Passes Att-Comp-Int	32-15-2	23-16-1
<b>TOTAL OFFENSE PLAYS-YARDS</b>	66-423	76-536
Fumble Returns-Yards	0-0	0-0
Punt Returns-Yards	0-0	5-136
Kickoff Returns-Yards	7-125	2-50
Interception Returns-Yards	1-0	2-59
Punts (Number-Avg)	5-43.6	1-47.0
Fumbles-Lost	1-1	1-1
Penalties-Yards	5-40	2-30
Possession Time	23:51	36:09
Third-Down Conversions	4 of 10	4 of 8
Fourth-Down Conversions	0 of 0	2 of 3
Red-Zone Scores-Chances	4-5	5-6
Sacks By: Number-Yards	0-0	3-25

**RUSHING:** UMASS-YOUNG, Marquis 13-83; FREDERICKS, J. 7-74; ISABELLA, Andy 3-23; CURTIS, Michael 4-15; COMIS, Ross 4-10; OREKOYA, Nick 1-2; FORD, Andrew 2-minus 8. FIU-PHILLIPS, S. 16-117; MAXWELL, N. 18-104; ALEXANDER, C. 4-56; PRICE, D'Vonte 10-36; ALEXANDER, M. 2-16; MORGAN, James 2-6; TEAM 1-minus 6.

**PASSING:** UMASS-CURTIS, Michael 8-15-2-158; COMIS, Ross 5-12-0-60; FORD, Andrew 2-5-0-6. FIU-MORGAN, James 16-23-1-207.

**RECEIVING:** UMASS-ISABELLA, Andy 4-43; BRITT, Jessie 3-47; PALMER, Sadiq 3-38; YOUNG, Marquis 2-47; DINGLE, Brennon 2-34; REYNOLDS, T. 1-15. FIU-PHILLIPS, S. 3-56; MALONEY, Austin 3-27; MAXWELL, N. 3-10; PALMER, S. 2-24; GAITER IV, Tony 2-14; ALEXANDER, M. 1-38; WORTON, C. 1-23; SCOTT, Darrius 1-15.

**INTERCEPTIONS:** UMASS-MOSES, Lee 1-0. FIU-JACQUES-LOUIS, R 1-59; GATES, Jamal 1-0.

**FUMBLES:** UMASS-PEAH, Avien 1-1. FIU-PRICE, D'Vonte 1-1.

UMASS (1-3) vs. FIU (2-1,1-0)

Date: Sep 15, 2018 • Site: Miami, Fla. • Stadium: Riccardo Silva  
Attendance: 14695

Kickoff time: 8:02 pm • End of Game: 11:07 • Total elapsed time: 3:05

Officials: Referee: Rodney Burnette; Umpire: Sheldon Davis; Linesman: Brett Toney;  
Line judge: Brandon Spencer; Back judge: Larry C Neal Jr; Field judge: Carlos Guzman;  
Side judge: Lea Bailey; Center judge: Joshua Fath;  
Temperature: 81 • Wind: 2 MPH • Weather: Clear

Score by Quarters	1	2	3	4	Total
FIU	0	0	0	17	<b>17</b>
Miami (FL)	7	17	7	0	<b>31</b>

## Qtr Time Scoring play

1st	02:51	UM - Homer, T 35 yd run (Baxa, B kick), 9-87 4:44
2nd	14:54	UM - Cager, L 26 yd pass from Perry, N (Baxa, B kick), 5-68 1:52
	02:30	UM - Baxa, B 30 yd field goal, 14-75 7:11
	00:27	UM - Jordan, B 12 yd pass from Perry, N (Baxa, B kick), 3-67 0:35
3rd	07:50	UM - Cager, L 17 yd pass from Perry, N (Baxa, B kick), 5-58 2:31
4th	06:57	FIU - WORTON, C. 35 yd pass from MORGAN, James (BORREGALES, J. kick), 7-85 3:07
	03:19	FIU - BORREGALES, J. 28 yd field goal, 4-0 0:55
	01:35	FIU - WORTON, C. 5 yd pass from MORGAN, James (BORREGALES, J. kick), 5-54 1:44

	FIU	UM
<b>FIRST DOWNS</b>	7	27
<b>RUSHES-YARDS (NET)</b>	24-17	49-248
<b>PASSING YDS (NET)</b>	170	240
Passes Att-Comp-Int	28-13-1	29-20-1
<b>TOTAL OFFENSE PLAYS-YARDS</b>	52-187	78-488
Fumble Returns-Yards	0-0	0-0
Punt Returns-Yards	0-0	3-44
Kickoff Returns-Yards	1-21	1-32
Interception Returns-Yards	1-5	1-0
Punts (Number-Avg)	9-47.0	3-29.7
Fumbles-Lost	0-0	2-1
Penalties-Yards	3-23	6-60
Possession Time	23:11	36:49
Third-Down Conversions	3 of 14	8 of 15
Fourth-Down Conversions	0 of 0	0 of 2
Red-Zone Scores-Chances	2-2	3-4
Sacks By: Number-Yards	2-15	2-11

RUSHING: FIU-MAXWELL, N. 10-25; PRICE, D'Vonte 3-3; PHILLIPS, S. 8-1; MORGAN, James 3-minus 12. Miami (FL)-Homer, T 13-114; Lingard, L 10-50; Perry, N 9-32; Dallas, D 7-28; Davis, C 5-24; Gray, T 1-7; Pope, M 1-4; Rosier, M 2-0; Weldon, C 1-minus 11.

PASSING: FIU-MORGAN, James 12-24-1-168; ALEXANDER, C. 1-4-0-2. Miami (FL)-Perry, N 17-25-1-224; Rosier, M 2-3-0-16; Weldon, C 1-1-0-0.

RECEIVING: FIU-WORTON, C. 5-123; PALMER, S. 4-25; GAITER IV, Tony 2-3; SCOTT, Darrius 1-17; MAXWELL, N. 1-2. Miami (FL)-Harley, M 7-76; Jordan, B 5-67; Cager, L 2-43; Dallas, D 2-30; Thomas, J 1-11; Ezzard, M 1-7; Davis, C 1-6; Burns, R 1-0.

INTERCEPTIONS: FIU-BROWN, Isaiah 1-5. Miami (FL)-Redwine, S 1-0.

FUMBLES: FIU-None. Miami (FL)-Weldon, C 1-1; Perry, N 1-0.

FIU (2-2) vs. Miami (FL) (3-1)

Date: Sep 22, 2018 • Site: Miami Gardens, Fla. • Stadium: Hard Rock Stadium  
Attendance: 59814

Kickoff time: 3:30 p.m • End of Game: 6:51 p.m • Total elapsed time: 3:21  
Officials: Referee: Dan Gautreaux; Umpire: Joe Nanus; Linesman: Gerry Austin;  
Line judge: Tom Eaton; Back judge: Ivan Daniels; Field judge: Lark Jones;  
Side judge: Justin Larrew; Center judge: Kevin Randall;  
Temperature: 89 • Wind: E 8mph • Weather: Partly Cloudy 61% rh



Score by Quarters	1	2	3	4	Total
UAPB	3	0	3	3	9
FIU	17	21	17	0	55

## Qtr Time Scoring play

1st	11:58	UAPB - Gillan, Jamie 37 yd field goal, 8-55 3:02
	10:25	FIU - ALEXANDER, M. 76 yd pass from MORGAN, James (BORREGALES, J. kick), 3-83 1:33
	04:29	FIU - BORREGALES, J. 23 yd field goal, 4-3 1:25
	02:17	FIU - WORTON, C. 52 yd pass from MORGAN, James (BORREGALES, J. kick), 1-52 0:10
2nd	13:23	FIU - MALONEY, Austin 37 yd pass from MORGAN, James (BORREGALES, J. kick), 3-80 0:58
	11:08	FIU - MAXWELL, N. 44 yd run (BORREGALES, J. kick), 1-44 0:10
	07:42	FIU - PRICE, D'Vonte 10 yd run (BORREGALES, J. kick), 6-80 2:00
3rd	14:48	FIU - GASKIN, C. 75 yd pass from MORGAN, James (BORREGALES, J. kick), 1-75 0:12
	09:43	FIU - BORREGALES, J. 40 yd field goal, 8-30 3:37
	01:37	UAPB - Gillan, Jamie 45 yd field goal, 11-47 8:06
	00:40	FIU - PRICE, D'Vonte 70 yd run (BORREGALES, J. kick), 2-75 0:57
4th	09:12	UAPB - Gillan, Jamie 31 yd field goal, 9-61 6:28

	UAPB	FIU
<b>FIRST DOWNS</b>	15	18
<b>RUSHES-YARDS (NET)</b>	44-172	29-220
<b>PASSING YDS (NET)</b>	110	393
Passes Att-Comp-Int	21-14-1	19-13-0
<b>TOTAL OFFENSE PLAYS-YARDS</b>	65-282	48-613
Fumble Returns-Yards	0-0	0-0
Punt Returns-Yards	0-0	2-29
Kickoff Returns-Yards	1-16	2-33
Interception Returns-Yards	0-0	1-11
Punts (Number-Avg)	6-45.8	2-43.0
Fumbles-Lost	3-1	2-0
Penalties-Yards	3-18	5-52
Possession Time	37:10	22:50
Third-Down Conversions	6 of 18	3 of 8
Fourth-Down Conversions	1 of 1	1 of 1
Red-Zone Scores-Chances	3-3	2-3
Sacks By: Number-Yards	0-0	1-6

**RUSHING:** UAPB-Porter, Taeyler 26-137; Gillan, Jamie 1-33; Gladden, Jamal 10-17; Cole, Tryvarious 2-4; Perry, Skyler 4-1; TEAM 1-minus 20. FIU-PRICE, D'Vonte 5-110; MAXWELL, N. 2-47; PETERSON JR., S 10-38; PHILLIPS, S. 8-24; ATKINS, Jordan 2-3; ALEXANDER, C. 1-0; TEAM 1-minus 2.

**PASSING:** UAPB-Perry, Skyler 12-19-1-106; Robinson II, C 2-2-0-4. FIU-MORGAN, James 9-14-0-341; ALEXANDER, C. 4-5-0-52.

**RECEIVING:** UAPB-Ralph, Tyrin 4-10; Brown, Jeremy 3-64; Smith, Orion 2-8; Porter, Taeyler 2-6; Miller, Dejuan 1-11; McNeal, Kolby 1-9; Gladden, Jamal 1-2. FIU-ALEXANDER, M. 5-144; GASKIN, C. 2-86; SCOTT, Darrius 2-31; WORTON, C. 1-52; PALMER, S. 1-22; GAITER IV, Tony 1-12; THOMAS, Ivan 1-9; MALONEY, Austin 0-37.

**INTERCEPTIONS:** UAPB-None. FIU-DAMES, Richard 1-11.

**FUMBLES:** UAPB-Brown, Jeremy 1-1; Ralph, Tyrin 1-0; Cole, Tryvarious 1-0. FIU-ALEXANDER, C. 1-0; ALEXANDER, M. 1-0.

UAPB (1-4,0-1) vs. FIU (3-2,1-0)

Date: Sep 29, 2018 • Site: Miami, Fla. • Stadium: Riccardo Silva  
Attendance: 14937

Kickoff time: 7:35 • End of Game: 10:33 • Total elapsed time: 2:58

Officials: Referee: Joe Lehring; Umpire: Stephen Marshal; Linesman: Tobian Johnson;  
Line judge: Jordan Whitting; Back judge: Nathan Jastram; Field judge: Dustin Drawhorn;  
Side judge: Derrick Ralser; Center judge: Matthew Burks;  
Temperature: 84 • Wind: ENE 13 • Weather: Partly Cloudy

Score by Quarters	1	2	3	4	Total
Middle Tennessee	0	14	7	0	21
FIU	3	10	0	11	24

## Qtr Time Scoring play

1st	10:58	FIU - BORREGALES, J. 44 yd field goal, 9-32 4:02
2nd	09:06	MT - THOMAS, Tavares 7 yd run (HOLT, Crews kick), 22-92 8:52
	02:33	FIU - THORNTON, S. 26 yd pass from MORGAN, James (BORREGALES, J. kick), 13-77 6:33
	00:36	MT - O'HARA, Asher 11 yd run (HOLT, Crews kick), 8-75 1:57
	00:00	FIU - BORREGALES, J. 53 yd field goal, 5-35 0:36
3rd	08:09	MT - THOMAS, Tavares 2 yd run (HOLT, Crews kick), 4-45 1:40
4th	10:43	FIU - BORREGALES, J. 45 yd field goal, 12-42 6:03
	03:55	FIU - WORTON, C. 23 yd pass from MORGAN, James (GAITER IV, Tony pass from ALEXANDER, M.), 1

	MT	FIU
<b>FIRST DOWNS</b>	21	21
<b>RUSHES-YARDS (NET)</b>	40-187	34-70
<b>PASSING YDS (NET)</b>	142	311
Passes Att-Comp-Int	27-15-1	36-27-0
<b>TOTAL OFFENSE PLAYS-YARDS</b>	67-329	70-381
Fumble Returns-Yards	0-0	0-0
Punt Returns-Yards	1-25	0-0
Kickoff Returns-Yards	0-0	3-62
Interception Returns-Yards	0-0	1-20
Punts (Number-Avg)	4-38.5	1-54.0
Fumbles-Lost	0-0	0-0
Penalties-Yards	5-52	7-49
Possession Time	25:33	34:27
Third-Down Conversions	9 of 16	11 of 18
Fourth-Down Conversions	2 of 2	1 of 2
Red-Zone Scores-Chances	3-4	0-2
Sacks By: Number-Yards	1-5	1-5

**RUSHING:** Middle Tennessee-O'HARA, Asher 21-85; STOCKSTILL, B. 3-39; ANDERSON, Brad 4-31; THOMAS, Tavares 10-26; WEST, Terelle 1-4; BRUCE, Jocquez 1-2. FIU-MAXWELL, N. 13-45; PRICE, D'Vonte 9-31; PHILLIPS, S. 5-9; ALEXANDER, M. 3-minus 2; TEAM 1-minus 2; MORGAN, James 2-minus 4; SCOTT, Darrius 1-minus 7.

**PASSING:** Middle Tennessee-O'HARA, Asher 9-20-1-114; STOCKSTILL, B. 6-7-0-28. FIU-MORGAN, James 27-36-0-311.

**RECEIVING:** Middle Tennessee-LEE, Ty 5-74; SMITH, Patrick 3-19; CASEY, Gatlin 2-16; THOMAS, Tavares 2-0; SHIFLETT, Luke 1-17; ANDERSON, Brad 1-11; BRUCE, Jocquez 1-5. FIU-SINGLETON, B. 8-81; WORTON, C. 5-113; MALONEY, Austin 4-51; PALMER, S. 3-22; GAITER IV, Tony 2-5; THORNTON, S. 1-26; PHILLIPS, S. 1-4; ALEXANDER, M. 1-4; THOMAS, Ivan 1-3; SCOTT, Darrius 1-2.

**INTERCEPTIONS:** Middle Tennessee-None. FIU-CUSHION III, O. 1-20.

**FUMBLES:** Middle Tennessee-None. FIU-None.

Middle Tennessee (3-3,2-1) vs. FIU (4-2,2-0)

Date: Oct 13, 2018 • Site: Miami, Fla. • Stadium: Riccardo Silva

Attendance: 16002

Kickoff time: 7:34 pm • End of Game: 10:39 • Total elapsed time: 3:05

Officials: Referee: Billy Williams; Umpire: Greg Adams; Linesman: Max Causey;

Line judge: Jeremiah Harris; Back judge: Teiresias Jones; Field judge: Chris Scott;

Side judge: Adrian Carson; Center judge: Joe Lehring;

Temperature: 84 • Wind: 8MPH ESE • Weather: Partly Cloudy

Score by Quarters	1	2	3	4	Total
RICE	7	3	7	0	17
FIU	0	16	10	10	36

## Qtr Time Scoring play

1st	07:40	RICE - MARSHMAN, Evan 7 yd run (FOX, Jack kick), 12-75 7:20
2nd	12:32	FIU - BORREGALES, J. 32 yd field goal, 14-67 6:37
	07:37	FIU - ALEXANDER, M. 51 yd run (BORREGALES, J. kick), 6-79 2:47
	04:28	FIU - MALONEY, Austin 33 yd pass from MORGAN, James (BORREGALES, J. kick failed), 3-34 0:59
	00:00	RICE - TOBOLA, Haden 47 yd field goal, 11-46 4:28
3rd	11:05	FIU - BORREGALES, J. 38 yd field goal, 11-54 3:55
	03:30	FIU - THORNTON, S. 29 yd pass from MORGAN, James (BORREGALES, J. kick), 7-87 4:13
	00:16	RICE - MARSHMAN, Evan 22 yd run (FOX, Jack kick), 7-75 3:14
4th	09:45	FIU - MORGAN, James 4 yd run (BORREGALES, J. kick), 11-75 5:31
	05:11	FIU - BORREGALES, J. 47 yd field goal, 8-31 4:28

	RICE	FIU
<b>FIRST DOWNS</b>	16	23
<b>RUSHES-YARDS (NET)</b>	29-125	38-217
<b>PASSING YDS (NET)</b>	115	229
Passes Att-Comp-Int	21-12-3	29-20-0
<b>TOTAL OFFENSE PLAYS-YARDS</b>	50-240	67-446
Fumble Returns-Yards	0-0	0-0
Punt Returns-Yards	1-11	1-18
Kickoff Returns-Yards	0-0	1-12
Interception Returns-Yards	0-0	3-12
Punts (Number-Avg)	4-44.0	2-48.5
Fumbles-Lost	0-0	1-0
Penalties-Yards	0-0	3-15
Possession Time	25:12	34:48
Third-Down Conversions	3 of 9	9 of 16
Fourth-Down Conversions	1 of 1	1 of 1
Red-Zone Scores-Chances	1-1	2-3
Sacks By: Number-Yards	0-0	2-8

RUSHING: RICE-MARSHMAN, Evan 11-68; WALTER, Austin 16-36; OTOVIANO, Juma 1-15; WALTER, Aston 1-6. FIU-PRICE, D'Vonte 12-79; ALEXANDER, M. 3-62; MAXWELL, N. 12-39; WILSON, Stone 1-20; MORGAN, James 3-13; PHILLIPS, S. 4-10; TEAM 3-minus 6.

PASSING: RICE-MARSHMAN, Evan 11-15-1-107; GREEN, Wiley 1-6-2-8. FIU-MORGAN, James 20-29-0-229.

RECEIVING: RICE-TRAMMELL, A. 5-57; CEPHUS, Aaron 2-24; WALTER, Austin 2-14; MYERS, Jordan 2-12; GENTOSI, G. 1-8. FIU-PRICE, D'Vonte 5-38; MALONEY, Austin 4-73; WORTON, C. 3-36; THOMAS, Ivan 3-16; THORNTON, S. 1-29; PALMER, S. 1-23; ALEXANDER, M. 1-14; SINGLETON, B. 1-4; GASKIN, C. 1-minus 4.

INTERCEPTIONS: RICE-None. FIU-BROWN, Isaiah 1-8; FREEMAN, Edwin 1-4; DAMES, Rishard 1-0.

FUMBLES: RICE-None. FIU-MORGAN, James 1-0.

RICE (1-7,0-4) vs. FIU (5-2,3-0)

Date: Oct 20, 2018 • Site: Miami, Fla. • Stadium: Riccardo Silva Stadi

Attendance: 13741

Kickoff time: 7:35 pm • End of Game: 10:17 • Total elapsed time: 2:42

Officials: Referee: Daniel Gautreau; Umpire: Joe Nanus; Linesman: Gerald Austin;

Line judge: Thomas Eaton; Back judge: Ivan Daniels; Field judge: Lark Jones;

Side judge: Justin Larrew; Center judge: Kevin Randall;

Temperature: 83 • Wind: ESE @ 6 • Weather: Mostly Cloudy

Score by Quarters	1	2	3	4	Total
FIU	7	7	14	10	<b>38</b>
WKU	0	3	0	14	<b>17</b>

## Qtr Time Scoring play

1st	02:22	FIU - ALEXANDER, M. 6 yd pass from MORGAN, James (BORREGALES, J. kick), 16-75 9:06
2nd	05:03	FIU - SINGLETON, B. 5 yd pass from MORGAN, James (BORREGALES, J. kick), 6-39 2:58
	00:20	WKU - RINELLA, Alex 23 yd field goal, 14-69 4:43
3rd	12:06	FIU - PRICE, D'Vonte 6 yd run (BORREGALES, J. kick), 5-69 2:54
	00:26	FIU - MALONEY, Austin 4 yd pass from MORGAN, James (BORREGALES, J. kick), 14-58 6:10
4th	11:54	WKU - DUNCAN, Steven 1 yd run (SHANLEY, Davis pass failed), 11-75 3:32
	05:20	FIU - BORREGALES, J. 35 yd field goal, 11-66 6:34
	01:55	WKU - FERBY, D'Andre 1 yd run (FOURTENBARY, K. pass from DUNCAN, Steven), 10-63 3:25
	01:35	FIU - PRICE, D'Vonte 58 yd run (BORREGALES, J. kick), 2-61 0:20

	FIU	WKU
<b>FIRST DOWNS</b>	17	23
<b>RUSHES-YARDS (NET)</b>	38-197	38-168
<b>PASSING YDS (NET)</b>	171	144
Passes Att-Comp-Int	28-19-0	34-18-1
<b>TOTAL OFFENSE PLAYS-YARDS</b>	66-368	72-312
Fumble Returns-Yards	0-0	0-0
Punt Returns-Yards	0-0	1-1
Kickoff Returns-Yards	3-72	3-63
Interception Returns-Yards	1-0	0-0
Punts (Number-Avg)	2-51.0	4-26.0
Fumbles-Lost	0-0	1-0
Penalties-Yards	6-65	4-34
Possession Time	33:02	26:58
Third-Down Conversions	8 of 14	7 of 15
Fourth-Down Conversions	1 of 2	0 of 1
Red-Zone Scores-Chances	5-5	3-4
Sacks By: Number-Yards	2-17	1-8

RUSHING: FIU-PRICE, D'Vonte 14-119; MAXWELL, N. 16-80; PETERSON JR., S 1-3; PHILLIPS, S. 1-1; ALEXANDER, M. 1-0; MORGAN, James 3-minus 2; TEAM 2-minus 4. WKU-SAMUEL, Joshua 14-83; LAFRANCE, G. 6-34; APPLEBERRY, G. 5-23; SHANLEY, Davis 6-17; DUNCAN, Steven 4-11; FERBY, D'Andre 2-3; DEANE, Mik'Quan 1-minus 3.

PASSING: FIU-MORGAN, James 19-28-0-171. WKU-SHANLEY, Davis 14-25-0-105; DUNCAN, Steven 4-8-1-39; NUSS, Ryan 0-1-0-0.

RECEIVING: FIU-ALEXANDER, M. 6-48; MALONEY, Austin 4-70; GAITER IV, Tony 2-19; THOMAS, Ivan 2-16; PRICE, D'Vonte 2-5; SINGLETON, B. 1-5; SCOTT, Darrius 1-4; WORTON, C. 1-4. WKU-SLOAN, Jacquez 5-69; JACKSON, Lucky 5-30; FORTENBARY, K. 3-17; PEARSON, J. 2-23; DEANE, Mik'Quan 2-minus 1; LAFRANCE, G. 1-6.

INTERCEPTIONS: FIU-THOMAS-OLIVER 1-0. WKU-None.

FUMBLES: FIU-None. WKU-SHANLEY, Davis 1-0.

FIU (6-2,4-0) vs. WKU (1-7,0-4)

Date: Oct 27, 2018 • Site: Bowling Green, Ky. • Stadium: Smith Stadium

Attendance: 15138

Kickoff time: 6:34 pm • End of Game: 9:38 pm • Total elapsed time: 3:04

Officials: Referee: Justin Elliott; Umpire: Dongray Johnson; Linesman: Jerry Harris;

Line judge: Nick Theriot; Back judge: Chris Bynum; Field judge: Victor Sanchez;

Side judge: LaShell Nelson; Center judge: James Jones;

Temperature: 52F • Wind: W 6 mph • Weather: Overcast and Cool

Score by Quarters	1	2	3	4	Total
FAU	7	7	7	28	49
FIU	0	7	7	0	14

## Qtr Time Scoring play

1st	12:31	FAU - SINGLETARY, D 0 yd fumble recovery (RIVAS, Vladimir kick), 8-75 2:29
2nd	07:21	FIU - MALONEY, Austin 13 yd pass from MORGAN, James (BORREGALES, J. kick), 4-29 1:08
	04:27	FAU - SINGLETARY, D 4 yd run (RIVAS, Vladimir kick), 8-75 2:54
3rd	08:47	FIU - SINGLETON, B. 19 yd pass from MORGAN, James (BORREGALES, J. kick), 11-78 6:13
	04:50	FAU - DURANTE, Jovon 28 yd pass from JOHNSON, De (RIVAS, Vladimir kick), 10-75 3:57
4th	13:04	FAU - SINGLETARY, D 7 yd run (RIVAS, Vladimir kick), 8-78 3:22
	08:35	FAU - WHYTE, Kerrith 6 yd run (RIVAS, Vladimir kick), 7-69 2:25
	06:02	FAU - DURANTE, Jovon 24 yd pass from JOHNSON, De (RIVAS, Vladimir kick), 3-35 0:54
	00:27	FAU - PEAHEY, Rafe 11 yd run (RIVAS, Vladimir kick), 6-49 3:25

	FAU	FIU
<b>FIRST DOWNS</b>	31	21
<b>RUSHES-YARDS (NET)</b>	60-439	33-115
<b>PASSING YDS (NET)</b>	157	271
Passes Att-Comp-Int	16-10-0	34-19-2
<b>TOTAL OFFENSE PLAYS-YARDS</b>	76-596	67-386
Fumble Returns-Yards	0-0	0-0
Punt Returns-Yards	0-0	0-0
Kickoff Returns-Yards	0-0	5-79
Interception Returns-Yards	2-18	0-0
Punts (Number-Avg)	0-0-0	3-48.3
Fumbles-Lost	2-0	2-1
Penalties-Yards	5-55	2-21
Possession Time	29:36	30:24
Third-Down Conversions	3 of 8	8 of 15
Fourth-Down Conversions	2 of 4	0 of 3
Red-Zone Scores-Chances	5-5	2-4
Sacks By: Number-Yards	1-5	0-0

RUSHING: FAU-SINGLETARY, D 27-184; WHYTE, Kerrith 17-165; JOHNSON, De 7-50; PEAHEY, Rafe 1-11; CHARLES, James 2-10; HEARNS, Gerald 1-9; DURANTE, Jovon 2-8; DAVIDSON, Ma. 1-2; SAUNDERS, Silve 1-2; HARRIS, Ladante 1-minus 2. FIU-MAXWELL, N. 7-36; ALEXANDER, M. 2-34; JONES, Anthony 8-31; PHILLIPS, S. 8-17; PRICE, D'Vonte 4-9; MORGAN, James 3-minus 3; WILSON, Stone 1-minus 9.

PASSING: FAU-ROBISON, Chris 6-10-0-90; JOHNSON, De 4-6-0-67. FIU-MORGAN, James 18-32-1-260; ALEXANDER, C. 1-2-1-11.

RECEIVING: FAU-DURANTE, Jovon 4-55; HARRIS, Ladante 3-21; BRYANT, Harriso 2-46; WRIGHT, Willie 1-35. FIU-SINGLETON, B. 5-97; WORTON, C. 3-37; ALEXANDER, M. 3-33; MALONEY, Austin 3-33; OLSEN, Collin 1-31; PRICE, D'Vonte 1-14; PALMER, S. 1-14; SCOTT, Darrius 1-7; JONES, Anthony 1-5.

INTERCEPTIONS: FAU-YOUNG, Jalen 1-18; ROSE, Ocie 1-0. FIU-None.

FUMBLES: FAU-SINGLETARY, D 1-0; HARRIS, Ladante 1-0. FIU-MORGAN, James 1-1; WILSON, Stone 1-0.

FAU (4-5,2-3) vs. FIU (6-3,4-1)

Date: Nov 03, 2018 • Site: Miami, Fla. • Stadium: Riccardo Silva

Attendance: 18478

Kickoff time: 7:36 PM • End of Game: 10:28 • Total elapsed time: 2:52

Officials: Referee: Rodney Burnette; Umpire: Sheldon Davis; Linesman: Lea Bailey;

Line judge: Joshua Fath; Back judge: Larry Neal Jr; Field judge: Brandon Spencer;

Side judge: Carlos Guzman; Center judge: Brett Toney;

Temperature: 77 • Wind: 9 MPH • Weather: Partly Cloudy



Score by Quarters	1	2	3	4	Total
FIU	0	17	7	21	<b>45</b>
UTSA	0	0	0	7	<b>7</b>

## Qtr Time Scoring play

2nd	13:50	FIU - ALEXANDER, M. 19 yd pass from MORGAN, James (BORREGALES, J. kick), 12-70 5:14
	07:28	FIU - MAXWELL, N. 2 yd run (BORREGALES, J. kick), 12-63 4:57
	00:00	FIU - BORREGALES, J. 23 yd field goal, 11-83 3:38
3rd	07:41	FIU - GAITER IV, Tony 7 yd pass from MORGAN, James (BORREGALES, J. kick), 4-47 2:03
4th	11:57	FIU - WORTON, C. 12 yd pass from MORGAN, James (BORREGALES, J. kick), 7-80 3:09
	03:42	FIU - JACQUES-LOUIS, R 32 yd interception return (BORREGALES, J. kick)
	01:15	FIU - ALEXANDER, C. 17 yd run (BORREGALES, J. kick), 3-22 1:34
	00:22	UTSA - OGLE-KELLOGG, T 36 yd pass from RIVERS, Bryce (SACKETT, Jared kick), 4-75 0:53

	FIU	UTSA
<b>FIRST DOWNS</b>	21	15
<b>RUSHES-YARDS (NET)</b>	41-149	26-102
<b>PASSING YDS (NET)</b>	304	143
Passes Att-Comp-Int	30-20-0	32-18-4
<b>TOTAL OFFENSE PLAYS-YARDS</b>	71-453	58-245
Fumble Returns-Yards	0-0	0-0
Punt Returns-Yards	1-2	1--2
Kickoff Returns-Yards	0-0	2-38
Interception Returns-Yards	4-76	0-0
Punts (Number-Avg)	4-43.0	5-45.4
Fumbles-Lost	0-0	0-0
Penalties-Yards	8-95	4-23
Possession Time	33:22	26:38
Third-Down Conversions	8 of 16	3 of 11
Fourth-Down Conversions	2 of 2	1 of 2
Red-Zone Scores-Chances	6-7	0-1
Sacks By: Number-Yards	3-11	1-9

**RUSHING:** FIU-PHILLIPS, S. 10-64; PRICE, D'Vonte 8-36; JONES, Anthony 7-23; MAXWELL, N. 7-18; ALEXANDER, C. 2-16; WILSON, Stone 1-7; TEAM 1-minus 2; ALEXANDER, M. 1-minus 3; MORGAN, James 4-minus 10. UTSA-BRADY, Brenden 9-42; GILLINS, D.J. 11-27; DANIELS, B.J. 2-16; RHODES, Jalen 2-9; STEWARD, Halen 1-8; GUIDRY, Matt 1-0.

**PASSING:** FIU-MORGAN, James 19-29-0-291; ALEXANDER, C. 1-1-0-13. UTSA-GILLINS, D.J. 17-31-4-107; RIVERS, Bryce 1-1-0-36.

**RECEIVING:** FIU-GAITER IV, Tony 4-49; SINGLETON, B. 4-39; ALEXANDER, M. 3-45; JONES, Anthony 3-15; MALONEY, Austin 2-76; WORTON, C. 2-28; PRICE, D'Vonte 1-34; THORNTON, S. 1-18. UTSA-MCNAIR, Marquez 5-48; CAMPBELL JR., G 3-13; BRADY, Brenden 3-2; SHARP, Gavin 2-26; WOOLEN, Tariq 2-10; OGLE-KELLOGG, T 1-36; DANIELS, B.J. 1-4; GUIDRY, Matt 1-4.

**INTERCEPTIONS:** FIU-DAMES, Rishard 1-41; JACQUES-LOUIS, R 1-32; FREEMAN, Edwin 1-3; HALL, Dorian 1-0. UTSA-None.

**FUMBLES:** FIU-None. UTSA-None.

FIU (7-3,5-1) vs. UTSA (3-7,2-4)

Date: Nov 09, 2018 • Site: San Antonio, Texas • Stadium: Alamodome  
Attendance: 16874

Kickoff time: 6:08 pm • End of Game: 9:05 pm • Total elapsed time: 2:57  
Officials: Referee: Billy Williams; Umpire: Greg Adams; Linesman: Max Causey;  
Line judge: Jeremy Harris; Back judge: Tee Jones; Field judge: Chris Scott;  
Side judge: Adrian Carsen; Center judge: Joe Lehring;  
Temperature: 72 • Wind: none • Weather: dome

Score by Quarters	1	2	3	4	Total
FIU	10	10	7	15	42
Charlotte	7	7	7	14	35

## Qtr Time Scoring play

1st	12:49	CHA - LEMAY, Benny 9 yd run (CRUZ, Jonathan kick), 5-75 2:11
	08:49	FIU - BORREGALES, J. 25 yd field goal, 11-67 4:00
	05:33	FIU - LEWIS, Sage 61 yd fumble recovery (BORREGALES, J. kick)
2nd	12:03	FIU - BORREGALES, J. 28 yd field goal, 7-72 2:52
	09:37	CHA - LEMAY, Benny 1 yd run (CRUZ, Jonathan kick), 5-75 2:26
	03:38	FIU - MAXWELL, N. 39 yd run (BORREGALES, J. kick), 4-55 1:51
3rd	12:54	FIU - JONES, Anthony 6 yd pass from MORGAN, James (BORREGALES, J. kick), 4-79 1:59
	04:33	CHA - LEMAY, Benny 1 yd run (CRUZ, Jonathan kick), 9-90 4:35
4th	14:56	FIU - JONES, Anthony 3 yd pass from MORGAN, James (GAITER IV, Tony pass from MORGAN, James)
	09:33	CHA - LEMAY, Benny 6 yd run (CRUZ, Jonathan kick), 11-75 5:23
	07:04	FIU - MAXWELL, N. 52 yd run (BORREGALES, J. kick), 4-75 2:29
	01:14	CHA - PHILLIPS, Chris 12 yd pass from KLUGH, Hasaan (CRUZ, Jonathan kick), 15-75 5:50

	FIU	CHA
<b>FIRST DOWNS</b>	21	28
<b>RUSHES-YARDS (NET)</b>	23-196	57-281
<b>PASSING YDS (NET)</b>	294	253
Passes Att-Comp-Int	32-25-0	22-16-1
<b>TOTAL OFFENSE PLAYS-YARDS</b>	55-490	79-534
Fumble Returns-Yards	1-61	0-0
Punt Returns-Yards	3-34	0-0
Kickoff Returns-Yards	2-16	2-23
Interception Returns-Yards	1-0	0-0
Punts (Number-Avg)	4-34.2	3-50.0
Fumbles-Lost	0-0	1-1
Penalties-Yards	6-47	7-65
Possession Time	24:05	35:55
Third-Down Conversions	2 of 8	5 of 12
Fourth-Down Conversions	0 of 0	3 of 4
Red-Zone Scores-Chances	4-4	5-6
Sacks By: Number-Yards	3-16	0-0

RUSHING: FIU-MAXWELL, N. 7-102; JONES, Anthony 11-72; PRICE, D'Vonte 5-22. Charlotte-LEMAY, Benny 30-159; MCALLISTER, A. 12-73; KLUGH, Hasaan 13-48; FINGER, Ishod 2-1.

PASSING: FIU-MORGAN, James 24-31-0-268; ALEXANDER, M. 1-1-0-26. Charlotte-KLUGH, Hasaan 16-22-1-253.

RECEIVING: FIU-ALEXANDER, M. 5-36; THORNTON, S. 4-61; SINGLETON, B. 4-38; MALONEY, Austin 3-107; PALMER, S. 2-23; WORTON, C. 2-12; JONES, Anthony 2-9; SCOTT, Darrius 1-6; PRICE, D'Vonte 1-1; MAXWELL, N. 1-1. Charlotte-TUCKER, Victor 4-115; KOFA, Workpeh 4-37; LEMAY, Benny 3-43; PHILLIPS, Chris 2-29; ARNOLD, Rico 1-11; TYLER, R.J. 1-9; RINGWOOD, Tyler 1-9.

INTERCEPTIONS: FIU-HALL, Dorian 1-0. Charlotte-None.

FUMBLES: FIU-None. Charlotte-FINGER, Ishod 1-1.

FIU (8-3,6-1) vs. Charlotte (4-7,3-4)

Date: Nov 17, 2018 • Site: Charlotte, N.C. • Stadium: Richardson Stadium  
Attendance: 13371

Kickoff time: 2:05 PM • End of Game: 5:13 PM • Total elapsed time: 3:08  
Officials: Referee: S. LaMantia; Umpire: Sarah Fleming; Linesman: Maia Chaka;  
Line judge: Joe Stahmer; Back judge: Tom Healey; Field judge: Joe Pester;  
Side judge: Tony Lombardo; Center judge: James Jones;  
Temperature: 60F • Wind: E 3mph • Weather: Sunny & Clear