

FIU FOOTBALL GAME NOTES



FIU PANTHERS (3-2, 1-0 C-USA) vs MIDDLE TENNESSEE (3-2, 2-0 C-USA)

OCT. 13, 2018 >> RICCARDO SILVA STADIUM (20,000) >> MIAMI, FLA >> 7:30 PM ET >> beIN Sports

FIU	2018 STAT BREAKDOWN	MIDDLE TENNESSEE	RECORD & SCHEDULE
 FIUsports.com	34.0	PTS/GM	26.8
	28.3	PTS ALLOWED/GM	33.8
	176.3	RUSH/GM	118.2
	208.5	PASS/GM	258.2
	384.8	OFF YDS/GM	376.4
	443.0	DEF YDS/GM	419.6
		 GoBlueRaiders.com	OVERALL RECORD: 3-2 C-USA RECORD: 1-0 NON-CONFERENCE: 2-2 HOME: 2-1 AWAY: 1-1 NEUTRAL: 0-0

FIU QUICK HITS

Head Coach:Butch Davis
 2018 Record:3-2
 Record at FIU (Years):11-7 (2)
 Overall Record (Years):89-49 (12)

Middle Tennessee QUICK HITS

Head Coach:Rick Stockstill
 2018 Record:3-2
 Record at MT (Years):82-74 (13)
 Overall Record (Years):82-74 (13)

2018 SCHEDULE

Date	Opponent	TV/Online	Time/Result
9.1	INDIANA	CBSSN	L/28-38
9.8	at Old Dominion*	beIN	W/28-20
9.15	UMASS	beIN	W/63-24
9.22	at #21/20 Miami (Fla.)	ESPN2	L/17-31
9.29	ARKANSAS-PINE BLUFF	ESPN+	W/55-9
10.13	MIDDLE TENNESSEE*	beIN	7:30 p.m.
10.20	RICE*	ESPN+	7:30 p.m.
10.27	at WKU*	beIN	7:30 p.m.
11.3	FLORIDA ATLANTIC*	Stadium	7:30 p.m.
11.10	at UTSA*	ESPN+	7 p.m.
11.17	at Charlotte*	ESPN3	2 p.m.
11.24	MARSHALL*	Stadium/FB	12 p.m.

>> QUICK NOTES VS. MIDDLE TENNESSEE

WORTH NOTING

>> FIU looks to improve to 4-2 on the year as the Panthers host Middle Tennessee on Saturday, Oct. 13 at 7:30 p.m. ET.

>> FIU is coming off a 55-9 home victory over Arkansas - Pine Bluff.

FROM THE FIELD

>> FIU's Maurice Alexander posted a career game against UAPB, snagging five passes for 144 yards and a touchdown.

>> FIU scored 38 points in the first half, which is the fourth-highest total in the opening 30 minutes in program history.

INSIDE THE SERIES

>> Middle Tennessee leads the all-time series over FIU, 9-3. The Blue Raiders won the last meeting, 37-17 in Murfreesboro.

>> The last time the Blue Raiders came to the Cage, Middle Tennessee scored a last-minute TD to prevail 42-35.

* Conference USA Game
 All Home Games Played at Riccardo Silva Stadium
 All Times Eastern and Subject to Change

>> BY THE NUMBERS

8+ Teams in the second year under Butch Davis have all won at least eight games (Miami - 9, Cleveland Browns - 9, UNC - 8).

6 FIU has only allowed six points in the fourth quarter this season, while outscoring foes 31-6 in the quarter. FIU hasn't given up a TD in the fourth quarter since the bowl game.

1ST Five games into the season, Maurice Alexander leads the country in punt return average at 23.6 yards per return.

THIS WEEK IN THE C-USA

Date	Matchup	TV	Time
10.13	UAB at Rice	ESPN+	1 p.m.
10.13	Southern Miss at North Texas	ESPN3	2 p.m.
10.13	WKU at Charlotte	ESPN+	3:30 p.m.
10.13	Marshall at Old Dominion	Stadium	3:30 p.m.
10.13	Louisiana Tech at UTSA	ESPN+	7 p.m.
10.13	Middle Tennessee at FIU	beIN	8:30 p.m.

FIU ATHLETIC COMMUNICATIONS

TYSON RODGERS (FB, WBB, SB, WSOC)
 Director of Sports Information
 E-Mail: Tyson.Rodgers@FIU.edu
 Office Phone: 305-348-2084
 Cell Phone: 662-418-2982
 Twitter: @tysonrodgers

TYLER BRAIN (SECONDARY FB, SECONDARY WBB, WG)
 Athletic Communications Assistant
 E-Mail: tbrain@fiu.edu
 Cell Phone: 256-616-3097
 Twitter: @Tyler_Brain



EXPERIENCE THE ACTION

>> TV/STREAM

TV: beIN Sports
 Pxp: Mike Gleason
 Color: Brett Romberg

>> RADIO

Radio: 1260 AM, 790 AM, 104.3 FM
 Pxp: A.J. Ricketts
 Color: Kenny Kelly

>> LIVE STATS

Visit FIUsports.com for up to date links on how to follow the contest via live stats online.

>> SOCIAL MEDIA

@FIUFootball | @FIUAthletics
 @FIUFootball | @FIUAthletics
 @FIUFootball | @FIUSports



FIU MEDIA SCHEDULE - MIDDLE TENNESSEE WEEK

8 MONDAY

Panther Talk With Coach Davis
12:30 p.m. ET
Graham Center

Off Day
(No Availability)

9 TUESDAY

Practice
8:30-10:45 a.m. ET

Media Availability
Select coaches and players will be made available

10 WEDNESDAY

Practice
8:30-10:45 a.m. ET

Media Availability
Select coaches and players will be made available

11 THURSDAY

Practice
8:30-10:45 a.m. ET

Media Availability
Closed to media

12 FRIDAY

Team Walk Through
Closed to media

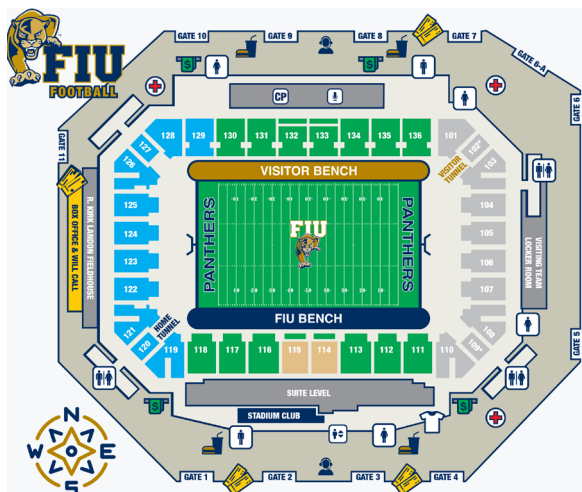
13 SATURDAY

FIU vs. MT
7:30 p.m. ET
beIN Sports

14 SUNDAY

No Availability

STADIUM INFO & DIRECTIONS



SEATING	GATE INFORMATION	ACCOMMODATIONS
CLUB LEVEL	GATE 1 FIU Player Guest, FIU Revenue & PHSAA, Coaches Pass Entrance	TICKET SALES
SIDELINE	GATE 2 General Fan Main Entrance	BOX OFFICE/WILL CALL
ENDZONE GA	GATE 3 FIU Suites & VIP Entrance	GUEST SERVICES
STUDENT SECTION	GATE 4 General Fan Main Entrance	CONCESSIONS
NON-ALCOHOL SECTION*	GATE 5 FIU Student Entrance	FIRST AID
	GATE 6/6-A FIU Student Entrance	ATM
	GATE 7 FIU Student Entrance	RESTROOMS
	GATE 8 Community Partners Entrance	ELEVATORS
	GATE 9 General Fan Main Entrance	MERCHANDISE
	GATE 10 Visiting Team Player Guest Entrance	RADIO BOOTH
	GATE 11 Media Will Call	COMMAND POST

Riccardo Silva Stadium Address
11200 SW 8th Street
Miami, FL 33199
Modesto A. Maidique Campus

DIRECTIONS

From Miami International Airport:
Take the I-836 WEST exit from the Airport
Follow the I-836 to the Florida Turnpike
Take the Florida Turnpike SOUTH exit
Follow the Florida Turnpike SOUTH to the Bird Road exit (SW 40th Street)
Take the SW 40th Street exit EAST to SW 117th Avenue
Turn left onto SW 117th Avenue
Follow SW 117th Avenue north to SW 2100 Black
At Miami Dade Fair & Exposition back entrance, turn right

From W Palm Beach/Broward County or the Florida Turnpike north:

Take the Florida Turnpike SOUTH
Follow the Florida Turnpike SOUTH to the Bird Road exit (SW 40th Street)
Take the SW 40th Street exit EAST to SW 117th Avenue
Turn left onto SW 117th Avenue
Follow SW 117th Avenue north to SW 2100 Black
At Miami Dade Fair & Exposition back entrance, turn right

COACH BUTCH DAVIS

PANTHER TALK SHOW

Each Monday of the 2018 football season, head coach Butch Davis will sit down with A.J. Ricketts for Panther Talk. The interview will be streamed live on FIU Athletics' Facebook page.

POST PRACTICE INTERVIEWS

Head coach Butch Davis is available for on-field interviews at the end of practices. For out-of-town interviews with Coach Davis, please contact Tyson Rodgers (tyson.rodgers@fiu.edu).

POST GAME INTERVIEWS

Head coach Butch Davis' post game press conferences will be held in the team meeting room for home games. A designated staff member will escort those when needed to the location. For road games, Davis' post game press conferences will be held in the visiting interview room or outside the locker room.

PLAYERS/ASSISTANTS

POST PRACTICE

All interview requests with players and assistant coaches should be made prior to practice for approval by Tyson Rodgers (tyson.rodgers@fiu.edu).

POST GAME INTERVIEWS

Player requests for post game interviews will be taken in the fourth quarter. For home games, players will be available following Coach Butch Davis' press conference in the team meeting room. For road games, players will be available after Davis' press conference outside of the locker room.

The locker room is **OFF LIMITS** to the media for all games. FIU players **MAY NOT** be approached on the field.

WHO'S ON THE FIELD/WHO'S IN THE BOX?


Butch Davis (HC).....	Field	Brent Guy (OC/LB).....	Press Box
Allen Mogridge (Ast. HC/DL).....	Field	Rich Skrosky (OC/QB).....	Press Box
Jeff Copp (DB).....	Field	Aubrey Hill (WR).....	Press Box
Tim Harris Jr. (RB).....	Field	Eric Thatcher (DB).....	Press Box
Kenny Holmes (DL).....	Field	Steven Ciacci (GA).....	Press Box
James Vollono (ST Coordinator).....	Field	Kevin Gihon (GA).....	Press Box
Drew Davis (TE).....	Field	Drew Rodriguez (GA).....	Press Box
		Brandon Taylor (GA).....	Press Box

FIU ATHLETIC COMMUNICATIONS



TYSON RODGERS

Director of Athletic Communications
(FB, WBB, SB, WSOC)
Office: 305-348-2084
Cell: 662-418-2982
Email: tyson.rodgers@fiu.edu




MIKE HOGAN

Director of Athletic Communications
(MBB, MSOC, VB, BEACH VB)
Office: 305-348-1496
Cell: 813-469-0616
Email: mihogan@fiu.edu




CHRIS SANTIAGO

Senior Multimedia Producer
(Video Coordinator)
Office: 305.348.6666
Email: chsantia@fiu.edu



A.J. RICKETTS

Multimedia Assistant/ Voice of the Panthers
(TF, XC)
Cell: 850.898.4914
Email: arick014@fiu.edu



TYLER BRAIN

Athletic Communications Assistant
(Secondary FB, BSB, WG)
Office: 305.348.2084
Cell: 256.616.3097
Email: tbrain@fiu.edu



AMANDA ALVAREZ

Athletic Communications Assistant
(SGD, WTN)



DIANA PADILLA

Athletic Communications Assistant
(WSOC, SB)
Email: dpadilla@fiu.edu



LIVE STATS

Live statistics available on FIUSports.com (<http://www.sidearmstats.com/FIU/football/media>). Stat monitors featuring StatBroadcast will be made available.

MEDIA CREDENTIALS

Credentials for FIU home football games are for working media only. Requests for media credentials should be made by contacting Michael Hogan via email at mihogan@fiu.edu in the FIU Athletics Media Relations office. Requests from media covering visiting teams will be confirmed first with each opponent's sports information contact.

All credentials that cannot be mailed will be left at Media Will Call, which is located at Gate II (just north of the Field House). Will call will open two (2) hours prior to kickoff. Members of the media picking up credentials at Will Call must provide photo identification and the name must match the name on the credential.

PHOTOGRAPHERS

Photo credentials are issued on a game-by-game basis. FIU will adhere to all NCAA guidelines regarding sideline photography that limit shooting to outside the restraining line enclosing the playing field and outside the 25-yard lines.

PARKING

Preferred parking at Riccardo Silva Stadium is extremely limited. Media requesting parking should contact Athletic Media Relations well in advance. Media parking is located in the CSC lot (enter through 117th, located west of the Riccardo Silva Stadium).

PHONE LINES

A limited number of phone lines are available in the press box for media. FIU provides an ISDN, and Ethernet connection and one business telephone line free of charge to the primary visiting radio outlet.

WIRELESS INTERNET

The Riccardo Silva Stadium press box offers free wireless Internet service to media members. Instructions will be provided in the press box on game day.

PRACTICE POLICIES

During the season practices are normally conducted at Riccardo Silva Stadium. The first 20 minutes of practice and the last 20 minutes of practice are open to the media. Photographers and videographers should contact the FIU Athletic Communications staff for days and times to shoot practice.



FIU QUICK FACTS

UNIVERSITY INFORMATION

Location:.....Miami, Florida
 Founded/Opened:.....1965/1972
 Enrollment:.....54,000
 Nickname:.....Panthers
 Mascot Name:.....Roary
 School Colors:.....Blue (PMS 282) & Gold (PMS 871)
 Conference:.....Conference USA
 School President:.....Dr. Mark B. Rosenberg
 Director of Sports & Entertainment:.....Pete Garcia
 Team Twitter:.....@FIUFootball
 Athletics Twitter:.....@FIUAthletics
 Website:.....FIUSports.com
 Conference Website:.....ConferenceUSA.com

STADIUM INFORMATION

Venue Name:.....Riccardo Silva Stadium (20,000)
 Surface:.....Field Turf
 First Year:.....2008
 First Game at Site:.....vs. UCF (Sept. 20, 2008)
 Largest Crowd:.....22,682 vs. Duke (Oct. 1, 2011)
 Ticket Office Phone:.....(305) FIU-GAME (348-4263)

2018 PANTHERS

2017 Record:.....8-5
 2017 C-USA Record/Finish:.....5-3/2nd East
 Last Bowl Appearance:.....2017 Gasparilla Bowl
 Base Offense:.....Pro Set
 Base Defense:.....Multiple 4-3
 Letterwinners Returning/Lost:.....55/21
 Returning Starters:.....13
 Offense:.....7
 Defense:.....4
 Special Teams:.....2
 Newcomers:.....31
 True Freshmen:.....24

TEAM HISTORY

First Year of Football:.....2002
 All-Time Record:.....54-128 (17 Years)
 # - All-Time Record:.....64-128 (17 Years)
 All-Time C-USA Record:.....16-24 (5 Years)
 All-Time Sun Belt Record:.....20-37 (8 Years)
 All-Time Home Record:.....41-52
 All-Time Road Record:.....22-73
 Versus AP Top 25:.....0-8
 Bowl Appearances:.....3 (2010, 2011, 2017)
 Bowl Record:.....1-2
 Most Single-Season Wins:.....8 (2011, 2017)
 NFL Draft Picks:.....10

- wins in 2003 (2-10), 2004 (3-7) and 2005 (4-6) were vacated.

LAST TIME OUT...

FIU cruised to a 55-9 victory over FCS SWAC foe Arkansas-Pine Bluff as the Panthers improved to 3-2 overall on the season. FIU was led by QB James Morgan who tossed a program-tying record four touchdowns.

LATE-GAME PANTHERS...

Over the course of the 2018 season, the Panthers have outscored foes 31-6 in fourth quarter.

The FIU defense had not allowed any points for 55:50 minutes of action before allowing a UAPB field goal at the 9:12 mark of the game.

The Panther defense has not yielded a touchdown in the fourth quarter since 3:54 of the 2017 Bad Boy Mowers Gasparilla Bowl.

FIU Fourth Quarter Scoring

Date	Opponent	FIU 4Q Scoring
9/1	Indiana	7-3
9/8	Old Dominion	0-0
9/15	UMass	7-0
9/22	Miami	17-0
9/29	UAPB	0-3

PANTHER 0 PURRS AT HOME...

Over the first three games at Riccardo Silva Stadium this season FIU has averaged 45.5 points per game. Good enough for 15th best nationally and the top spot in C-USA.

BEING GREAT ON BEIN SPORTS...

FIU is 4-0 all-time on beIN Sports under head coach Butch Davis.

Date	Opponent	W/L	Score
9/30/17	Charlotte	W	30-29
11/24/17	WKU	W	41-17
9/8/18	at Old Dominion	W	28-20
9/15/18	UMass	W	63-24

LAST TIME AGAINST MT...

The Blue Raiders defeated the Panthers last time the two programs met on the gridiron with Middle Tennessee securing a 37-17 victory in Murfreesboro.

Middle Tennessee jumped out to an early lead at home, after going up 17-3 at the break before pushing their lead to 24-3 in the third quarter. FIU was led by Alex McGough, who threw for 209 yards and a touchdown.

HOMECOMING FOR FIU...

This Saturday's game against Middle Tennessee will be Homecoming for the Panthers. Overall, the Panthers are 7-9 for Homecoming with FIU winning last year's game 14-7 against UTSA on Nov. 4.

This year's game will mark just the second time the Panthers have hosted Middle Tennessee for Homecoming, with the last meeting coming on Oct. 13, 2012.

MORGAN TIES SCHOOL RECORD...

Graduate transfer James Morgan tied the program's record for most touchdowns in a season against Arkansas-Pine Bluff on Sept. 29. The Panther signal-caller tossed four touchdowns while earning 341 yards through the air.

Most Single-Game Passing Touchdowns at FIU

1. James Morgan vs. UAPB	9/29/18
Paul McCall at Florida Atlantic (OT)	11/29/08
Paul McCall at North Texas	10/4/08
Jamie Burke vs. Albany	11/19/02

ALEXANDER MAKES HISTORY...

Wideout Maurice Alexander made history against UMass on Sept. 15, becoming the first Panther to score a receiving and punt return touchdown in the same game.

Alexander scored on a 38-yard strike, before putting on a juke-clinic on a 69-yard punt return for a score later in the game.

DANGEROUS ON PUNT RETURN...

Redshirt junior Maurice Alexander has been lethal in the punt return game this season, with the wideout ranking first nationally after earning a 23.6 return average for the season.

PANTHERS OVER 100 ONCE AGAIN...

FIU has had three 100-yard rushers this season, with all three being different Panthers. The Panthers have not achieved the feat since the trio of Kendrick Rhodes, Jake Medlock and Jeremiah Harden each earned 100-yard games in 2012.

FIU Players to Rush Over 100 Yards in 2018

Date	Player	Yards
9/15/18	Shawndarrius Phillips (vs. UMass)	117
9/15/18	Napoleon Maxwell (vs. UMass)	104
9/29/18	D'Vonte Price (vs. UAPB)	110

WELCOME TO THE ENDZONE...

A pair of freshmen earned their first career touchdowns against UMass as tight end Sterling Palmer and linebacker Rocky Jacques-Louis found the endzone in their own unique way.

For Palmer the score came on a 16-yard strike as the big man hauled in his first touchdown at the back of the endzone.

For Jacques-Louis, the linebacker earned a pick-6 after taking an errant UMass pass 59 yards the other way for a score.

YEAR TWO SUCCESS FOR DAVIS...

The FIU football program enters año dos in the Butch Davis era, which historically has been a very good season for Davis during his head coaching career.

At Miami (1996), Davis led the team to a 9-3 record and a share of the Big East title, while at North Carolina (2008) he turned around the Tar Heels for an 8-5 mark and earned the program's first ranking in almost seven years. Furthermore, Davis earned success in his second season with the Cleveland Browns as well, as he led the squad to a 9-7 record and a NFL playoff berth in 2002 -- the last since for the organization.

School (Affiliation)	Year	Record
FIU (NCAA)	2018	2-2
North Carolina (NCAA)	2008	8-5
Cleveland Browns (NFL)	2002	9-7
Miami (NCAA)	1996	9-3

STRIVING FOR HISTORY...

FIU has only earned back-to-back winning seasons once in the program's history, with the 2010 and 2011 squads stringing together consecutive winning seasons.

Furthermore, the Panthers have only earned seven or more wins three times over the course of 16 years.

Winning Seasons at FIU

Year	Head Coach	Record
2017	Butch Davis	8-5
2011	Mario Cristobal	8-5
2010	Mario Cristobal	7-6

WHERE DAVIS STACKS UP...

There were 22 new head coaches hired for the 2017 season in the FBS. Only six won at least seven games. Just five have won more games than FIU's Butch Davis.

2017 First-Year FBS Head Coaches

Coach	School	Record
Lincoln Riley	Oklahoma	12-2
Lane Kiffin	Florida Atlantic	11-3
Charlie Strong	South Florida	10-2
Jeff Tedford	Fresno State	10-4
Ed Orgeron	LSU	9-4
Butch Davis	FIU	8-5
Major Applewhite	Houston	7-5
Willie Taggart	Oregon	7-6

THE FUTURE IS BRIGHT...

Head coach Butch Davis had quite the haul for his first recruiting class at FIU, with the Panthers topping C-USA with the best recruiting class in the league. Additionally the 2018 class ranked 67th nationally.

Top Recruits From Class of 2018

No.	Player	Pos.	Yr.	Rating
93	Teair Tart	DL	R-Jr.	4*
97	Tayland Humphrey	DL	R-Jr.	4*
44	Cadarius Gaskin	WR	Fr.	3*
26	Jamal Anderson	DB	Fr.	3*
52	Donovan Georges	LB	Fr.	3*
77	D'Antne Demery	DL	So.	3*
88	Sterling Palmer	TE	Fr.	3*

CALL IT A COMEBACK...

Trailing 17-0, the Panthers mounted a furious comeback on Sept. 8 as FIU came from behind to down Old Dominion, 28-20. The 17-0 deficit to start the game was the second-largest comeback in program history.

Largest Deficits Overcome to Begin a Game

Date	Opponent	Deficit	Final
11/9/02	Albany	20-0	35-26
9/8/18	at Old Dominion	17-0	28-20
12/26/10	vs. Toledo	14-0	34-32
11/14/09	North Texas	14-0	35-28
12/3/05	Middle Tennessee	14-0	35-31
9/27/08	at Toledo	13-0	35-16
9/11/04	at Youngstown State	13-0	22-16 (OT)
10/15/16	at Charlotte	12-0	27-26

RED ZONE PROWESS...

FIU ranked first in the nation last season for redzone scoring, converting on 40-of-41 attempts in 2017. This season, the Panthers have scored on 14-of-17 trips to the redzone. A total of 12 redzone scores have been touchdowns for FIU, with only two field goals on the year.

TEAM COMPARISON

SERIES HISTORY

Overall:.....	Middle Tennessee, 9-3
In Miami:.....	2-3
In Murfreesboro:.....	1-6
First Meeting:.....	12/3/05 vs MT (W/35-31)
Last Meeting:.....	10/7/17 at MT (L/37-17)
Last FIU Win:.....	38-28 (11/15/14)
Last MT Win:.....	37-17 (10/7/17)

STAT BREAKDOWN

Category	FIU	MT
Points/Game	38.2	26.8
First Downs	104	102.0
Rushing Yards/Game	185.0	118.2
Passing Yards/Game	245.4	258.2
Total Off. Yards/Game	430.4	376.4
Total Yards Allowed/Game	410.8	419.6
Third Down Conv.	37.9%	41.7%
Turnovers Gained	8	7
Turnovers Lost	7	8
Red Zone Offense	82.4%	87.5%
Red Zone Defense	81.8%	94.1%
Time of Possession/Game	28:44	28:48
Penalty Yards/Game	42.00	59.80

NCAA RANKING

Category	FIU	MT
Points/Game	29th	85th
First Downs	t93rd	t98th
Rushing Yards/Game	58th	114th
Passing Yards/Game	60th	44th
Total Off. Yards/Game	90th	91st
Total Yards Allowed/Game	89th	94th
Third Down Conv.	82nd	52nd
Turnovers Gained	67th	83rd
Turnovers Lost	44th	66th
Red Zone Offense	83rd	t50th
Red Zone Defense	t55th	t114th
Time of Possession/Game	90th	87th
Penalty Yards/Game	13th	71st

Stats as of October 8th, 2018

PANTHER TRENDS

LEADING/TRAILING/TIED

Leading At Half:	2-0
Trailing At Half:	1-2
Tied At Half:	0-0
Leading After 3rd Quarter:	3-0
Trailing After 3rd Quarter:	0-2

SCORING

Scores First:	2-1
Opponent Scores First:	1-1
Shutout at Half:	0-1
Holds Opp. Scoreless at Half:	0-0
Scores 20+ Points:	3-1
Scores Under 20 Points:	0-1
Allows 20+ Points:	2-2
Holds Opp. Under 20 Points:	1-0

TOTAL YARDS

Less Than 300 Yards:	0-2
400+ Total Offense:	1-0
500+ Total Offense:	1-0
600+ Total Offense:	1-0
Hold Opp. Less Than 300 Yards:	1-0
Allow Opp. 400+ Yards:	1-2
Allow Opp. 500+ Yards:	0-0
Allow Opp. 600+ Yards:	0-0

RUSH YARDS

Less Than 100 Yards:	0-1
100+ Yards Rushing:	1-1
200+ Yards Rushing:	1-0
300+ Yards Rushing:	1-0
Holds Opp. Under 100 Yards:	1-0
Allows 100+ Yards Rushing:	2-0
Allows 200+ Yards Rushing:	0-2
Allows 300+ Yards Rushing:	0-0

PASS YARDS

Less Than 200 Yards:	0-2
200+ Yards Passing:	1-0
300+ Yards Passing:	2-0
400+ Yards Passing:	0-0
500+ Yards Passing:	0-0
Holds Opp. Under 200 Yards:	1-0
Allows 200+ Yards Passing:	1-2
Allows 300+ Yards Passing:	1-0
Allows 400+ Yards Passing:	0-0
Allows 500+ Yards Passing:	0-0

TURNOVERS

Has 0 Turnovers:	1-0
Has 1 Turnover:	1-1
Has 2 Turnovers:	1-0
Has 3+ Turnovers:	0-1
Forces 0 Turnovers:	1-0
Forces 1 Turnover:	0-1
Forces 2 Turnover:	1-1
Forces 3+ Turnovers:	1-0

LEWIS AMONG NATION'S BEST...

Redshirt junior Sage Lewis has earned 61 tackles this season to rank second in the C-USA and 16th in the nation. Lewis has earned a 12.2 tackles per game mark, which ranks first in the league and seventh in the country.

Nation Leaders in Tackles Per Game

No.	Player	Team	TPG
1.	Bryton Barr	UMass	13.0
2.	Curtis Bolton	Oklahoma	12.5
t3.	Khalil Hodge	Buffalo	12.3
t3.	Kenneth Murray	Oklahoma	12.3
t3.	Ben Burr-Kirven	Washington	12.3
t3.	Joe Dineen Jr.	Kansas	12.3
7	Sage Lewis	FIU	12.2

PHILLIPS' BIG DAY...

Running back Shawndarrius Phillips had a career-day against UMass earning a career-high 117 yards on the ground and a career-high 56 yards receiving.

The junior earned two touchdowns on the ground against UMass as well, marking the second time in his career that he has scored a pair of touchdowns.

DOUBLE 100...

The Panthers had two running backs rack up over 100 yards against UMass, marking the first time FIU has had two players rush over the century mark since last season against UMass.

Junior Shawndarrius Phillips lead the way with 117 yards, while redshirt senior Napoleon Maxwell rushed for a season-high 104 yards on the ground.

HALL SHINES IN OPENER...

Redshirt freshman Dorian Hall had quite the game to open his FIU career, as the safety earned one interception while making six tackles in his first start as a Panther. Hall's interception also marked a significant milestone, as he became the first freshman since 2002 to earn a pick in a season opener.

Freshmen Who've Earned INT in Season Opener

Player	Opponent	Year
Nick Turnbull	St. Peter's	2002
Gentry Jackson	St. Peter's	2002
Dorian Hall	Indiana	2018

SAGE AGAINST THE MACHINE...

Redshirt junior Sage Lewis earned a monster game against Indiana, becoming a tackling machine against the Hoosiers to earn 18 total tackles for the game. The linebacker's total is tied for first in the nation, while tying for fifth-most in a single game at FIU.

Most Tackles in a Single Game

No.	Player	Date	Tackles
1.	John Haritan	9/11/04	21
2.	Keyonvis Bouie	10/28/06	20
3.	Michael Dominguez	11/17/07	19
t3.	Keyonvis Bouie	11/5/06	19
5.	Sage Lewis	9/1/18	18
t5.	Keyonvis Bouie	12/3/06	18
t5.	Keyonvis Bouie	11/18/06	18
t5.	Keyonvis Bouie	10/20/06	18
9.	Winston Fraser	10/18/11	17
10.	Wendy Napoleon	10/7/06	16
t10.	John Haritan	10/26/02	16
t10.	Nick Turnbull	9/7/02	16

WILSON IN THE RECORD BOOKS...

Stone Wilson is one of FIU's greatest punters of all-time, securing the top spot in career punts (181) and career punt yards (7,281), while ranking third in yards-per-punt (40.2).

Career Punts

1.	179	Stone Wilson (181-7,281)	2015-Present
2.	176	Josh Brisk (176-7,119)	2010-12
3.	163	Doug Jones (163-5,907)	2002-04
4.	142	Carlos Munera (142-5,968)	2008-09
5.	129	Chris Cook (129-4,949)	2006-07

Career Punt Yards

1.	7,195	Stone Wilson (181-7,281)	2015-Present
2.	7,119	Josh Brisk (176-7,119)	2010-12
3.	5,968	Carlos Munera (142-5,968)	2008-09
4.	5,907	Doug Jones (163-5,907)	2002-04
5.	4,949	Chris Cook (129-4,949)	2006-07

Career Average Per Punt (Minimum 60 punts)

1.	42.03	Carlos Munera (142-5,968)	2008-09
2.	40.55	Josh Brisk (175-7,097)	2010-12
3.	40.20	Stone Wilson (181-7,281)	2015-Present
4.	38.36	Chris Cook (129-4,949)	2006-07
5.	36.57	Chris Patullo (67-2,450)	2005-06

PRESEASON WATCH LISTS...

Quarterback James Morgan and kicker Jose Borregales nabbed preseason watch list honors for their respective positions prior to the start of the 2018 season.

Morgan was named to the Johnny Unitas Golden Arm Award Watch List. Borregales was named to the Lou Groza Award Watch List.

RICCARDO SILVA STADIUM/PLAYER HONORS



>> RICCARDO SILVA STADIUM

Designed by Rossetti Architects, the stadium has a 6,500-square-foot Panther Club on the ground level, an upper concourse for additional fan seating and concessions, a jumbotron scoreboard, and 19 luxury suites. Seating includes chair-back seats and bench seating, all with backrests.

FIU Community Stadium was the first dedicated sports facility at the school, replacing Tamiami Field. Construction officially began on July 24, 1994 and the facility opened on September 24, 1995, as a 7,500-seat football and track stadium. It was built as a joint venture between FIU, Miami-Dade County Public Schools, Miami-Dade Parks, and the Miami-Dade County Youth Fair.

In anticipation of the inaugural FIU Golden Panthers football season in fall 2002, the university placed movable bleachers around the stadium's all-weather running track in 2001, which increased the stadium's capacity to 17,000 seats.

In 2007, the university announced a major expansion and redesign for FIU Stadium. The redesign of FIU Stadium would increase the stadium's capacity to 45,000 fans, to be built in phases. For the first phase of the expansion, the school demolished a large portion of the original 1995 stadium. The west, south and east sides of FIU Stadium were taken down and construction began on the new, permanent stadium. The expansion was completed in September 2008 for the 2008 football season. Phase one increased the stadium's capacity from 17,000 fans to 18,000, including 1,500 club seats. During construction, the 2007 football team played its home games in the Miami Orange Bowl.

The new facility opened for the first home game of the 2008 football season against the South Florida Bulls on Sept. 20. The Panthers lost 17-9 in front of a crowd of 16,717. FIU finished its first season in

the new stadium with three wins and two losses.

In 2009, the university began the second phase of the stadium expansion, which included the construction of a new football field house. Renovations were completed in 2012 and the capacity increased to 20,000 seats.

In April 2011, the field was named Alfonso Field after alumnus David F. Alfonso. The facility also includes a two-story, 50,000-square-foot field house, named for trustee R. Kirk Landon, which includes a 14,000-square-foot weight room. The stadium also includes 8,500 square feet of locker rooms, an equipment room, a full-service athletic training facility, a ticket office, a merchandise area, and an FIU Athletics Hall of Fame.

In 2017, the university agreed to a five year deal to rename the stadium after Riccardo Silva, part owner of Miami FC, which also plays at the stadium. Before the deal, Silva had donated \$3.76 million for various improvements to the stadium including a new playing surface and Jumbotron video scoreboard.

The newly re-named stadium's home opener featured a performance by Grammy nominated Latin star Maluma. Maluma returned to the stadium in April 2018 to record the video for the Spanish language version of Jason Derulo's World Cup 2018 anthem.

LARGEST HOME CROWDS IN FIU HISTORY

Attendance	Date	Opponent	Result
1. 22,682	Oct. 1, 2011	Duke	L/31-27
2. 20,205	Sept. 12, 2011	UCF	W/17-10
3. 19,872	Sept. 11, 2010	Rutgers	L/19-14
4. 18,524	Sept. 24, 2016	UCF	L/61-14
5. 17,962	Oct. 24, 2015	ODU	W/41-12

2018 HONORS

MAURICE ALEXANDER >> WR >> R-JR
Paul Hornung Award Weekly Honor Roll (Sept. 17)

JOSE BORREGALES >> K/P >> R-SO
Lou Groza Award Watch List

JORDAN BUDWIG >> OL >> GRADUATE
C-USA Coaches' Preseason Team
PFF's National Team of the Week -
Offense (Week 1, 2, 3)

JAMES MORGAN >> QB >> REDSHIRT JUNIOR
Johnny Unitas Golden Arm Watch List
Johnny Unitas Golden Arm Watch List Top 30

FERMIN SILVA >> DL >> JUNIOR
C-USA Coaches' Preseason Team

PRO PANTHERS

Player	Pos.	Team	Yrs.
Johnathan Cyprien	SS	Titans	6
T.Y. Hilton	WR	Colts	7
Dieugot Joseph*	OT	Jets	2
Pharoah McKeever*	TE	Browns	1
Alex McGough*	QB	Seahawks	1
Jeremiah McKinnon*	DB	Browns	1
Jonnu Smith	TE	Titans	2
Anthony Wint*	LB	Jets	1

* Practice squad



ASSOCIATED PRESS

RK	SCHOOL	PTS	W-L	PR
1	Alabama(59)	6-0	1522	1
2	Georgia	6-0	1426	2
3	Ohio State(1)	6-0	1420	3
4	Clemson(1)	6-0	1331	4
5	Notre Dame	6-0	1315	6
6	West Virginia	5-0	1174	9
7	Washington	5-1	1098	10
8	Penn State	4-1	1097	11
9	Texas	5-1	956	19
10	UCF	5-0	917	12
11	Oklahoma	5-1	879	7
12	Michigan	5-1	875	15
13	LSU	5-1	794	5
14	Florida	5-1	719	22
15	Wisconsin	4-1	710	16
16	Miami	5-1	591	17
17	Oregon	4-1	505	18
18	Kentucky	5-1	485	13
19	Colorado	5-0	419	21
20	NC State	5-0	342	23
21	Auburn	4-2	335	8
22	Texas A&M	4-2	257	NR
23	South Florida	5-0	144	NR
24	Mississippi State	4-2	136	NR
25	Cincinnati	6-0	114	NR

USA TODAY COACHES

RK	SCHOOL	W-L	PTS	PR
1	Alabama(61)	6-0	1597	1
2	Georgia	6-0	1496	2
3	Ohio State(1)	6-0	1476	3
4	Clemson(2)	6-0	1433	4
5	Notre Dame	6-0	1348	7
6	West Virginia	5-0	1249	8
7	Washington	5-1	1148	10
8	Penn State	4-1	1136	11
9	UCF	5-0	932	13
10	Wisconsin	4-1	916	12
11	Oklahoma	5-1	903	5
12	LSU	5-1	858	6
13	Michigan	5-1	846	16
14	Texas	5-1	833	20
15	Miami	5-1	657	17
16	Florida	5-1	633	NR
17	Oregon	4-1	558	18
18	Colorado	5-0	513	22
19	NC State	5-0	413	25
20	Kentucky	5-1	381	15
21	Auburn	4-2	357	9
22	Texas A&M	4-2	205	NR
23	South Florida	5-0	185	NR
24	Stanford	4-2	156	14
25	Cincinnati	6-0	133	NR

FIU IN THE POLLS

WEEK	AP	COACHES
Preseason	NR	NR
Week 1	NR	NR
Week 2	NR	NR
Week 3	NR	NR
Week 4	NR	NR
Week 5	NR	NR
Week 6	NR	NR

2018 FIU FOOTBALL GAME NOTES



2018 CONFERENCE STANDINGS

EAST DIVISION

Team	Conf.	CPct.	Overall	Pct.
UAB	2-0	1.000	4-1	0.800
UTSA	2-0	1.000	3-3	0.500
Southern Miss	1-0	1.000	2-2	0.500
North Texas	1-1	0.500	5-1	0.833
Louisiana Tech	1-1	0.500	3-2	0.600
Rice	0-2	0.000	1-5	0.167
UTEP	0-2	0.000	0-5	0.000

WEST DIVISION

Team	Conf.	CPct.	Overall	Pct.
Middle Tennessee	2-0	1.000	3-2	0.600
FIU	1-0	1.000	3-2	0.600
Marshall	1-1	0.500	3-2	0.600
Florida Atlantic	1-1	0.500	3-3	0.500
Charlotte	1-1	0.500	2-3	0.400
WKU	0-1	0.000	1-4	0.200
Old Dominion	0-3	0.000	1-5	0.167

On Nov. 15, 2016, Butch Davis was named the fourth head coach of the FIU football program, returning to South Florida where he made a name for himself as one of the premier minds in football.



In just one season at FIU, Davis' impact on the program was felt as the Panthers matched a school record in wins (8) and earned the school's third bowl berth –the first since the 2011 season. The 8-5 mark was the best record of any first-year head coach at FIU. He also led FIU to a 5-3 record in Conference USA play, which was good enough for a second-place finish in the C-USA East Division. FIU finished the 2017 regular season leading the nation in red zone scoring offense converting 98 percent of its red-zone chances (40-of-41), which included 30 touchdowns.

Davis' 2017 FIU squad not only matched the school record in wins, but the 2017 Panthers finished the regular season throwing for the most passing yards (3,031) and rushing for the second-most yards (2,069) in school history. The offense also totaled the second-most yards (5,100) and FIU scored the second-most points (333) in a season. Defensively, the Panthers' 23 sacks ranked eighth in a single-season and the 75 tackles for loss tied for seventh.

The success of Davis' first season led FIU to having the No. 1 ranked 2018 signing class in Conference USA and 67th nationally, which also ranked tops among all C-USA teams.

Davis also saw 12 Panthers earn All-CUSA honors highlighted by first team wide receiver Thomas Owens. Quarterback Alex McGough, left guard Jordan Budwig, linebacker Anthony Wint and cornerback Brad Muhammad earned second team All-CUSA honors while another six Panthers garnered honorable mention recognition and freshman Bryce Singleton made the All CUSA Freshman Team. McGough became the first quarterback in FIU history to be taken in the NFL draft when he was selected in the seventh round by the Seattle Seahawks.

Davis came to FIU after serving as a college football studio analyst, while also contributing to coverage on College Football Live, ESPN Radio, ESPN.com and SportsCenter since 2014. Before joining ESPN, Davis served as a consultant to former Tampa Bay Buccaneers Head Coach Greg Schiano during the 2012 and 2013 seasons.

Prior to FIU, Davis had last walked the college sidelines as head coach at the University of North Carolina (2007-10) where he not only backed up his reputation of rebuilding programs but made just as big of an impact off the field as well. Davis quickly rejuvenated the fan base in Chapel Hill and brought excitement to every Saturday at Kenan Stadium. Beginning with his first Carolina recruiting class in 2007, which many analysts ranked among the top 10 in the country, Davis connected with student-athletes and fans alike with his brand of fast, hard-nosed, disciplined football.

Carolina improved from 4-8 in 2007 to 8-5 in 2008, the sixth-best turnaround in the country. The Tar Heels won games over bowl teams Rutgers, Miami, Connecticut, Notre Dame, Boston College and Georgia Tech and were



HEAD COACH BUTCH DAVIS

2011

FIU EARNED ITS FIRST BOWL BID SINCE THE 2011 SEASON AND THE THIRD OVERALL FOR THE PROGRAM

8

FIU'S EIGHT WINS IN 2017 TIED A PROGRAM RECORD FOR VICTORIES, TYING THE 2011 TEAM'S MARK

1ST

AFTER A SUCCESSFUL 2017, BUTCH DAVIS EARNED THE NO. 1 RANKED RECRUITING CLASS IN THE C-USA

in the hunt for the 2008 ACC championship until the final week of the season. Carolina's eight wins were its most since 2001. The Tar Heels earned an invitation to the Meineke Car Care Bowl in Charlotte, their first postseason game since 2004.

Davis led the 2009 Tar Heels to another 8-4 regular season record and a second-straight bowl appearance, the first time since the 1997-1998 seasons that UNC had made consecutive bowl appearances. In the Meineke Car Care Bowl, UNC fell to Pittsburgh giving UNC another 8-5 final record. North Carolina posted a third-consecutive 8-5 season in 2010 and its third-straight trip to a bowl game, capping the season with a thrilling 30-27 double-overtime win over Tennessee in the Franklin American Mortgage Music City Bowl. It was the Tar Heels' first bowl victory in nine years.

Davis was head coach for six seasons at Miami (1995-2000) and led the Hurricanes to a 51-20 record, three Big East Conference championships and four postseason bowl wins in as many appearances. He took over a Miami program faced with NCAA sanctions that restricted the number of scholarships in his first three

seasons. However, his Hurricane teams finished ranked in the Associated Press Top 25 on four occasions, including No. 2 in the nation in 2000, when the Canes went 11-1 and beat Florida, 37-20, in the Sugar Bowl.

In his first year in Coral Gables, Davis helped the Canes earn a share of the Big East Conference Championship by winning seven straight games to close the 1995 season. The team would have received an invitation to a BCS bowl game, however, Miami declined the invitation due to NCAA sanctions previously approved by university officials for violations prior to Davis' arrival.

Davis again led Miami to a share of the Big East title in 1996 and catapulted the Hurricanes to a top 20 ranking and their first bowl victory in five years with a 31-21 win over Virginia in the Carquest Bowl. The following season he led Miami to a 46-23 win over North Carolina State in the 1998 Micron PC Bowl.

Davis' 1999 squad began the year with a 23-12 victory over Ohio State in the Kickoff Classic and capped the season with a 28-13 victory over Georgia Tech in the Toyota Gator Bowl, the Hurricanes' first New Year's Day bowl game under Davis.



In his final year at Miami (2000), the Hurricanes posted an 11-1 mark, including a 37-20 victory over Florida in the Nokia Sugar Bowl. That team was second in the nation in scoring, fifth in total offense, fifth in scoring defense and eighth in pass defense.

Davis left Coral Gables following the 2000 season to join the Cleveland Browns. In his first season in Cleveland in 2001, Davis led his young team to an impressive 7-9 record. Cleveland led the NFL in takeaways with 42, including a league-high and team-record 33 interceptions. Cleveland was Davis' second stint in the NFL. He was a defensive assistant with the Dallas Cowboys from 1989-94 and was defensive coordinator in 1993 and 1994. The Cowboys won consecutive Super Bowls in 1992 and 1993 and played in one other NFC championship game.

Davis was defensive line coach at Miami from 1984-88 under head coach Jimmy Johnson, whom he also coached under for five years in Dallas and five years at Oklahoma State. The Hurricanes went 52-9 in those five years and won the national championship after beating Oklahoma in the Orange Bowl to cap a perfect 12-0 record in 1987. Davis entered the collegiate coaching ranks on the offensive side of the ball as an assistant on Johnson's Oklahoma State University teams from 1979-83. At Oklahoma State, Davis coached receivers and tight ends while also serving as recruiting coordinator.

Davis played college football at the University of Arkansas for Coach Frank Broyles, but his career was cut short due to a knee injury. He earned a bachelor's degree in biology and life science in 1974. His coaching career began as a volunteer assistant in 1973 at Fayetteville High School in Arkansas.

Paul Hilton (Butch) Davis is a native of Tahlequah, Oklahoma. Davis and his wife, Tammy, have a son, Drew, who is the tight ends coach on the Panthers' coaching staff.

BUTCH DAVIS YEARLY COACHING HISTORY

2017-present	FIU	Head Coach
2007-10	University of North Carolina	Head Coach
2001-04	Cleveland Browns	Head Coach
1995-2000	University of Miami	Head Coach
1989-94	Dallas Cowboys	Assistant Defensive Line 1989-92 Defensive Coordinator/Linebackers 1993-94
1984-88	University of Miami	Assistant (Defensive Line)
1979-83	Oklahoma State	Assistant (Tight ends, Receivers)
1978	Tulsa Rogers (Okla.) H.S.	Head Coach
1976-77	Sand Springs (Okla.) H.S.	Assistant (Offensive Line, Outside Linebackers)
1974-75	Pawhuska (Okla.) H.S.	Assistant (Offensive, Defensive Line)
1973	Fayetteville (Ark.) H.S.	Volunteer Assistant (Receivers)

YEAR-BY-YEAR COLLEGIATE HEAD COACHING RECORD

2017 (FIU)	8-5	First FIU Bowl bid since 2011; School record 8 wins
2010 (UNC)	8-5	First bowl victory for Carolina in nine seasons
2009 (UNC)	8-5	UNC made back-to-back bowl games for first time in a decade
2008 (UNC)	8-5	Back in rankings for the first time since 2001
2007 (UNC)		4-8
2000 (UM)	11-1	Ranked #2 in both polls Big East champions
1999 (UM)	9-4	Ranked #15 in both polls
1998 (UM)	9-3	Ranked #20 AP, #21 coaches
1997 (UM)		5-6
1996 (UM)	9-3	Ranked #14 in both polls Big East co-champions
1995 (UM)	8-3	Ranked #20 AP Big East co-champions

SCHOOL BREAKDOWN

FIU (2 years)	10-6
UNC (4 years)	28-23
UM (6 years)	51-20
Total	89-49

PRE- AND POSTSEASON HISTORY

FIU (HEAD COACH)	
2017	Bad Boy Mowers Gasparilla Bowl vs. Temple

NORTH CAROLINA (HEAD COACH)

2010	Music City vs. Tennessee
2009	Meineke Car Care vs. Pittsburgh
2008	Meineke Car Care vs. West Virginia

MIAMI (HEAD COACH)

2001	Sugar vs. Florida
2000	Gator vs. Georgia Tech
1999	Kickoff Classic vs. Ohio State
1998	Micron PC vs. NC State
1996	Carquest vs. Virginia

MIAMI (ASSISTANT COACH)

1989	Orange vs. Nebraska
1988	Orange vs. Oklahoma
1987	Fiesta vs. Penn State
1986	Sugar vs. Tennessee
1985	Fiesta vs. UCLA

OKLAHOMA STATE (ASSISTANT COACH)

1983	Bluebonnet Bowl vs. Baylor
1981	Independence Bowl vs. Texas A&M

SUPER BOWLS

Dallas Cowboys, Super Bowl XXVII vs. Buffalo (assistant coach)
Dallas Cowboys, Super Bowl XXVIII vs. Buffalo (defensive coordinator)

1ST ROUND DRAFT PICKS COACHED OR RECRUITED BY DAVIS

Miami (28): Ray Lewis (LB), Yatil Green (WR), Kennard Lang (DE), Kenny Holmes (DE), Duane Starks (CB), Edgerrin James (RB), Bubba Franks (TE), Dan Morgan (LB), Damien Lewis (DT), Santana Moss (WR), Reggie Wayne (WR), Bryant McKinnie (DT), Jeremy Shockey (TE), Phillip Buchannon (CB), Ed Reed (S), Mike Rumph (CB), Andre Johnson (WR), Jerome McDougle (DE), Willis McGahee (RB), William Joseph (DT), Sean Taylor (S), Kellen Winslow (TE), Jonathan Vilma (LB), D.J. Williams (LB), Vernon Carey (DT), Vince Wilfork (DT), Antrel Rolle (CB), Kelly Jennings (CB)

North Carolina (7): Kentwan Balmer (DT), Hakeem Nicks (WR), Robert Quinn (DE), Quinton Coples (DE), Jonathan Cooper (OG), Sylvester Williams (DT), Eric Ebron (TE)

OFFENSE

Pos.	No.	Player	Ht.	Wt.	Cl.	Notable
WR >>>	9	Bryce Singleton	5-10	193	So.	Played in 12 games last season, starting 4 times. Caught 17 passes for 228 yards and 3 TDs
	11	C.J. Worton	6-0	183	R-Jr.	Leads the Panthers in receptions (15), yards (346) and TDs (4). Career game vs UM (5/123/2)
WR >>>	15	Austin Maloney	5-11	190	R-Jr.	Played in 13 games last season, starting 5 times. Has 5 catches for 116 yards and a 2 TDs in 2018
	1	Maurice Alexander	5-11	180	R-Jr.	Has caught 11 passes for 236 yards and a touchdown this season, 69-yd punt return TD vs UMass
LT >>>	77	D'Antne Demery	6-5	320	So.	Has started all five games for FIU at left tackle
	79	Kai Absheer	6-5	310	R-Sr.	Has started four games for FIU at right tackle
LG >>>	66	Jordan Budwig	6-4	311	Gr.	Has started all five games for FIU at left guard
	64	Willa Pierre	6-2	287	R-Fr.	Three-star recruit out of Booker T. Washington
C >>>	60	Dallas Connell	6-3	285	Jr.	Has started five games for FIU at center
	76	Neal Mars	6-3	305	Sr.	Played and started in 11 games last season, missing the final 2 games for the Panthers
RG >>>	55	Shane McGough	6-2	302	R-So.	Played in 9 games last year, with his 2 starts coming against UMass and Temple to end 2017
	74	Shacquille Williams	6-5	310	R-Jr.	Started the first four games for FIU at right guard
RT >>>	65	Daquane Wilkie	6-4	275	R-Sr.	Has played in 39 total games during his time at FIU
	79	Kai Absheer	6-5	310	R-Sr.	Saw action in 7 games in 2017, while starting 3 times to close out the regular season
TE >>>	88	Sterling Palmer	6-6	235	Fr.	Has 13 catches for 117 yards on the season, earned TD vs UMass
	84	David O'Meara	6-5	245	Fr.	Rated as a two-star recruit coming out of high school, playing at Lawton Chiles in Tallahassee
FB >>>	32	Colin Olsen	6-0	228	Jr.	Played in all 13 games last season, mostly on special teams. Recorded 4 total tackles
	81	Ivan Thomas	6-3	225	Fr.	Has seen action in all five games this season, earning a start against UMass
RB >>>	22	Shawndarrius Phillips	5-11	225	Jr.	Has 61 rushes for 290 yards and four touchdowns on the 2018 season
	23	Napoleon Maxwell	6-0	215	R-Sr.	Has 50 rushes for 262 yards and two touchdowns in 2018, earned the start for FIU against ODU
QB >>> or	8	Christian Alexander	6-3	225	R-Jr.	Has 170 yards on 13-of-21 passing and 67 rush yards mainly in mop-up duty
	12	James Morgan	6-4	213	R-Jr.	Has Started all five games at QB. Averages 211.4 yards per game, 12 TDs on the season

DEFENSE

Pos.	No.	Player	Ht.	Wt.	Cl.	Notable
DE >>>	90	Noah Curtis	6-5	248	So	Earned four tackles and half a sack against UMass
	92	Jason Mercier	6-3	262	Fr.	Totaled seven tackles and a fumble recovery versus Miami
DT >>>	97	Tayland Humphrey	6-5	350	R-Jr.	Earned three tackles against UM and half a sack against ODU
	93	Teair Tart	6-3	290	R-Jr.	Collected four total tackles and two sacks versus UMass
DT >>>	91	Anthony Johnson	6-3	291	R-Sr.	Collected four tackles and a sack against UAPB
	99	Jermaine Sheriff	6-2	275	R-Sr.	Collected five tackles, with two for loss against UAPB
DE >>>	96	Josh Little	6-4	260	R-Jr.	Collected two tackles against UMass
	94	Kevin Oliver	6-4	243	So.	Had six tackles against Miami
WLB >>>	5	Edwin Freeman	6-1	250	Gr.	Collected 10 total tackles against UMass, four solos and six assists
	59	Jamal Gates	6-2	225	Jr.	Claimed three tackles against Indiana, with two being assists
MLB >>>	3	Sage Lewis	6-1	240	Jr.	Ranks second in C-USA with 61 total tackles and is 7th in the country averaging 12.2 tpg
	59	Jamal Gates	6-2	225	So.	Claimed three tackles against Indiana, with two being assists
SLB >>>	45	Rocky Jacques-Louis	6-3	205	Fr.	Collected eight tackles on the season and an interception return for a TD against UMass
	48	Josh Powell	5-11	194	So.	Earned three tackles, including a tackle for loss, against the Minutemen
CB >>>	21	Stantley Thomas-Oliver III	6-2	184	Jr.	Collected three tackles, including a tackle for loss, against UMass
	4	Isaiah Brown	6-1	185	Jr.	Has 17 total tackles in the opening five games of the season
CB >>>	20	Emmanuel Lubin	6-1	190	Sr.	Earned three tackles and a PBU against Arkansas-Pine Bluff
	35	Rishard Dames	5-11	165	So.	Earned three total tackles against UAPB
FS >>>	36	Dorian Hall	6-4	190	R-Fr.	Owns 16 tackles and an INT this season and has started every game at safety
	38	Richard Dames	5-11	185	So.	Collected nine tackles against Indiana and an INT versus UAPB
SS >>>	10	Olin Cushion III	5-8	176	Jr.	Earned a career-high nine total tackles on the night against UMass
	31	Tyree Johnson	5-9	185	Jr.	Collected four tackles with one being for loss against UAPB last time out

SPECIAL TEAMS

Pos.	No.	Player	Ht.	Wt.	Cl.	Notable
P >>>	6	Stone Wilson	5-10	180	Sr.	Leads C-USA in punting average and places 12th in the county
	39	Sean Young	6-1	190	R-Jr.	Had four kickoffs versus Indiana, with three going for touchbacks
K >>>	30	Jose Borregales	5-10	206	R-So.	26-of-26 on extra point attempts during 2018
	39	Sean Young	6-1	190	R-Jr.	Had four kickoffs versus Indiana, with three going for touchbacks
or	98	Estin Thiele	6-1	176	Fr.	True freshman from Menendez HS in St. Augustine, Florida
KO >>>	39	Sean Young	6-1	190	R-Jr.	Has 16 kickoffs on the season, averaging 57.2 yards per kick and 12 touchbacks
	30	Jose Borregales	5-10	206	R-So.	Has 11 kickoffs this season, averaging 61.1 yards per boot. Also had five touchbacks
KR >>>	23	Napoleon Maxwell	6-0	215	R-Sr.	Returned one kickoff for five yards against Indiana
	24	D'Vonte Price	6-2	194	So.	Has 3 kickoff return this year, going for 67 yards
PR >>>	1	Maurice Alexander	5-11	180	R-Jr.	Had 69-yd punt return TD vs UMass, owns 23.6 avg per punt return which leads the nation
	16	Tony Gaiter IV	5-9	185	Jr.	Collected 11 catches for 100 yards and a touchdown in 2018
LS >>> or	61	Tommy Zozus	6-0	236	R-Fr.	Was redshirted last year
	50	Johnathan Scandrett	5-8	197	R-Jr.	Transferred to FIU from Delaware State
HOLD >>>	6	Stone Wilson	5-10	180	Sr.	Served as the primary holder last season
	8	Christian Alexander	6-3	225	R-Jr.	Went 6-for-8 against Indiana, throwing for 67 yards and rushing for seven yards

No.	Player	Pos.	Height	Weight	Class	Hometown/Previous School/College
1	Maurice Alexander	WR	5-11	180	R-Jr.	Florida City, Fla. / Booker T. Washington HS
2	Anthony Jones	RB	5-11	215	R-Sr.	Miami, Fla. / Miami Central HS
3	Sage Lewis	LB	6-1	240	R-Jr.	Opa-Locka, Fla. / Monsignor Pace HS
4	Isaiah Brown	CB	6-1	185	Jr.	Tampa, Fla. / Tampa Bay Tech
5	Edwin Freeman	LB	6-0	250	Gr.	Arlington, Texas/ Bowie HS / Texas
5	Demarcus Townsend	RB	5-10	215	Fr.	Naples, Florida/Palmetto Ridge HS
6	Stone Wilson	P/K	5-10	180	Sr.	Nokomis, Fla. / IMG Academy
7	Fermin Silva	DL	6-2	235	Sr.	Miami, Fla. / Miami Central HS
7	Kaylan Wiggins	QB	6-2	200	R-Fr.	Sanford, Fla. / Seminole HS
8	Christian Alexander	QB	6-3	225	R-Jr.	Lakeland, Fla. / Lakeland Christian
9	Bryce Singleton	WR	5-10	193	So.	Hilton Head Island, S.C. / Hilton Head Island HS
10	Olin Cushion III	S	5-8	176	Jr.	Miami, Fla. / Miami Central HS
10	Tanner Watson	QB	6-3	177	Fr.	Jacksonville, Fla. / Atlantic Coast HS
11	CJ Worton	WR	6-0	183	R-Jr.	Homestead, Fla. / South Dade HS/ Florida
12	James Morgan	QB	6-4	213	Gr.	Green Bay, Wisc. / Ashwaubenon HS / Bowling Green
13	Darius Philon	WR	5-10	161	R-Jr.	Winter Haven, Fla. / Winter Haven HS
14	Darrius Scott	WR	5-11	195	Jr.	Miami, Fla. / Booker T. Washington HS
15	Quentin Bessent Jr.	DB	5-10	156	R-Jr.	Titusville, Fla. / Merritt Island / Huntingdon College
15	Austin Maloney	WR	5-11	190	R-Jr.	Miami, Fla. / Christopher Columbus HS
16	Tony Gaiter IV	WR	5-9	185	Jr.	Richmond Heights, Fla. / Westminster Christian
17	Caleb Lynum	QB	6-2	195	Fr.	Miami, Florida / East Ridge HS
17	Lewlin Irving Jr.	DB	5-9	193	R-Sr.	Tarmac, Fla. / JP Taravalle / Bethune-Cookman
18	Malik Tyson	DB	6-2	195	R-So.	Tampa, Fla. / Robinson HS
19	Shemar Thornton	WR	5-11	182	So.	Miami, Fla. / Hallandale HS
20	Emmanuel Lubin	DB	6-1	190	Sr.	Miami, Fla. / North Miami Beach HS
21	Stantley Thomas-Oliver III	DB	6-2	184	Jr.	Punta Gorda, Fla. / Charlotte HS
22	Shawndarrius Phillips	RB	5-11	225	Jr.	Delray Beach, Fla. / Atlantic Community HS
23	Isaiah Hill	S	5-11	195	Jr.	Tallahassee, Fla. / Florida State High
23	Napoleon Maxwell	RB	6-0	215	Gr.	St. Petersburg, Fla. / Admiral Farragut Academy
24	D'Vonte Price	RB	6-2	194	So.	Punta Gorda, Fla. / Charlotte HS
25	Aris Duffey	DB	5-11	178	R-So.	St. Augustine, Fla. / Nease HS / App. State
26	Jamal Anderson	DB	6-2	180	Fr.	Homestead, Florida / South Dade HS
27	Benny McCray	CB	6-2	185	R-Fr.	Clermont, Fla. / East Ridge HS
28	Jesson Walker	DB	6-1	170	Fr.	Southwest Brevard County, Florida / Rockledge HS
29	Jacob White	DB	6-0	175	R-Fr.	Punta Gorda, Fla. / Charlotte HS
30	Jose Borregales	K/P	5-10	206	R-So.	Miami, Fla. / Booker T. Washington HS
31	Tyree Johnson	DB	5-9	185	Jr.	Miami Gardens, Fla. / Miami Carol City HS
32	Collin Olsen	RB	6-0	228	Jr.	Port Orange, Fla. / Spruce Creek HS
33	Shaun Peterson, Jr.	RB	6-3	215	Fr.	Fort Lauderdale, Florida / Nova HS
34	Trent McGhee	DB	6-0	198	R-So.	Jacksonville, Fla. / Bolles HS
35	Rishard Dames	DB	5-11	165	So.	Miami, Fla. / Booker T. Washington HS
36	Dorian Hall	S	6-4	190	R-Fr.	Hollywood, Fla. / South Broward HS
37	Jordan Atkins	RB	5-9	188	Fr.	Miami, Fla./North Miami Beach HS
37	Romelo Brooks	LB	5-10	200	So.	Miami, Fla. / Miami Killian HS
38	Richard Dames	DB	5-11	185	So.	Miami, Fla. / Booker T. Washington HS
39	Sean Young	K/P	6-1	190	R-Jr.	Tampa, Fla. / Admiral Farragut Academy / ASA College Miami
40	Daniel Jackson	DB	6-2	200	So.	Apex, N.C. / Middle Creek HS
41	Shamar Munroe	DB	6-1	190	Fr.	Palmetto, Florida / Miami Palmetto HS
42	JoJo Louis	DB	5-11	196	Jr.	Bradenton, Fla. / Braden River HS
43	Christian Irving	DB	5-10	197	R-Jr.	Lauderdale Lakes, Fla. / American Heritage HS / Wyoming
43	Shawn O'Gorman	WR	5-8	184	R-Jr.	Weeki Wachee, Fla. / Weeki Wachee
44	Cadarius Gaskin	WR	6-3	218	Fr.	Delray Beach, Fla. / Atlantic HS
45	Rocky Jacques-Louis	LB	6-3	205	Fr.	Fort Myers, Fla. / Dunbar HS
46	Milord Juste	DL	6-1	285	Sr.	Palm Beach Gardens, Fla. / Palm Beach Gardens
47	Rod Sylvestre	DB	5-11	193	R-Jr.	Margate, Fla. / UCF / Calvary Christian Academy
48	Josh Powell	DB	5-11	194	So.	Riviera Beach, Fla. / Suncoast
49	Ulice Gillard III	S	6-1	198	R-So.	Orlando, Fla. / Lake Nona
50	Johnathon Scandrett	LS	5-8	197	R-Jr.	Ellenwood, Ga./Woodland HS/Delaware State
51	Dimitry Prophete	LB	6-1	230	So.	Miami, Fla./Southridge
52	Donovan Georges	LB	6-1	240	Fr.	Hialeah, Florida/Champagnat Catholic
53	Tevin Jones	LB	6-4	220	R-Fr.	Miami, Fla. / Miami Norland
54	Khaliq Jacas	DL	6-2	230	R-Jr.	Port Lucie, Fla. / St. Lucie West Centennial / ASA College
55	Shane McGough	OL	6-2	302	R-So.	Tampa, Fla. / Gaither
57	Josh Colston	LB	6-2	239	Fr.	Crystal Beach, Fla./East Ridge HS
58	Devontay Taylor	OL	6-4	305	R-So.	Odessa, Fla. / Mitchell
59	Jamal Gates	LB	6-2	225	So.	Palm Beach Gardens, Fla. / Dwyer
60	Dallas Connell	OL	6-3	283	Jr.	Jacksonville, Fla. / First Coast
61	Tommy Zozus	LS	6-0	236	R-Fr.	Punta Gorda, Fla. / Charlotte
62	Mershawn Miller	OL	6-2	313	R-Fr.	Miami, Fla. / Miami Central

2018 ROSTER

No.	Player	Pos.	Height	Weight	Class	Hometown/Previous School/College
63	Jaylin Daphnis	OL	6-0	287	R-Fr.	Miami, Fla. / Miami Norland
64	Willa Pierre	OL	6-2	287	R-Fr.	Miami, Fla. / Booker T. Washington
65	Daquane Wilkie	OL	6-4	275	R-Sr.	Orlando, Fla. / Oak Ridge
66	Jordan Budwig	OG	6-4	311	Gr.	Ft. Lauderdale, Fla. / University School
67	John Bolding	OL	6-3	315	Fr.	Spring, Texas/Klein Oak H.S.
68	Tahj Brighthaupt	OL	6-7	374	So.	Miami, Fla./Broward College/Miami Central HS
70	Jason Jean	OL	6-4	290	R-Jr.	Miami, Fla./Miami Central/Marshall
71	Deion Eakins	OG	6-4	310	So.	Jacksonville, Fla. / Trinity Christian Academy
72	Davon Strickland	DL	6-1	263	Fr.	Hollywood, Fla./South Broward HS
73	Lyndell Hudson, Jr.	OL	6-6	300	Fr.	Brooksville, Florida/Central H.S.
74	Shacquille Williams	DL	6-5	310	R-Jr.	Charlotte, Fla. / The Academy at CTC / Dodge City (Kan.) CC
75	Rashad Colson	DL	6-5	310	R-Fr.	Miami, Fla. / Miami Norland
76	Neal Mars	OG/C	6-3	305	Sr.	Orange Park, Fla. / Fleming Island
77	D'Antne Demery	OL	6-5	320	So.	Brunswick, Ga./Brunswick HS/Hutchinson CC
78	Kameron Burns	DL	6-4	270	Fr.	Crawfordville, Florida/Wakulla H.S
79	Kai Absheer	OL	6-5	310	Gr.	Oakland Park, Fla. / St. Thomas Aquinas
80	Zach Armour	TE	6-3	220	R-So.	Cocoa, Fla. / Cocoa
81	Ivan Thomas	TE	6-3	225	Fr.	Miami, Florida/Miami Palmetto H.S.
82	Jordan Underwood	WR	6-0	180	Fr.	Apopka, Fla./Olympia HS
84	David D'Meara	TE	6-5	245	Fr.	Tallahassee, Florida/Chiles H.S.
85	DeAndre Williams	WR	5-10	180	R-Fr.	Miami, Fla. / Booker T. Washington
86	Carson Genal	TE	6-4	220	R-Fr.	Naples, Fla. / Gulf Coast
87	Maurquel Dillard	WR	6-0	185	Fr.	Fort Lauderdale, Florida/Stranahan H.S.
88	Sterling Palmer	TE	6-6	235	Fr.	Midlothian, Va./Fork Union Military
89	Christian Vinson	TE	6-5	220	Sr.	Ocala, Fla. / North Marion / Northland (Minn.) CC
90	Noah Curtis	DL	6-5	248	So.	Delray Beach, Fla. / American Heritage
91	Anthony Johnson	DL	6-3	291	R-Sr.	Kingsland, Ga. / Camden County
92	Jason Mercier	DL	6-3	262	Fr.	Boynton Beach, Fla./Atlantic HS
93	Teair Tart	DL	6-3	290	R-Jr.	Philadelphia, Pa./ West Philadelphia/Ellsworth C.C.
94	Kevin Oliver	DL	6-4	243	So.	Davie, Fla. / Western
95	Andrew Tarver	DT	6-1	295	R-So.	Powder Springs, Ga. / McEachern
96	Josh Little	DL	6-4	260	R-Jr.	Oklahoma City, Okla. / Trinity Christian Academy (Fla.) / Kansas State
97	Tayland Humphrey	DL	6-5	350	R-Jr.	Spring, Texas/ Klein Oak/Hutchinson CC
97	Thomas Leo	K/P	6-4	222	Fr.	Winter Garden, Fla. / East Ridge HS
98	Estin Thiele	P/K	6-1	176	Fr.	St. Augustine, Fla. / Pedro Menendez HS
98	Jordan Woods	DL	6-4	275	R-So.	Citra, Fla. / North Marion / Georgia Tech
99	Jermaine Sheriff	DL	6-2	275	R-Sr.	Ft. Lauderdale, Fla. / Hialeah

COACHING STAFF

Butch Davis (Arkansas, '74)
 Allen Mogridge (North Carolina, '99)
 Brent Guy (Oklahoma State, '83)
 Rich Skrosky (Ramapo College, '87)
 Jeff Copp (Boise State, '01)
 Tim Harris, Jr. (Miami, Fla., '08)
 Aubrey Hill (Florida, '96)
 Kenny Holmes (Miami, Fla., '97)
 Eric Thatcher (Pittsburgh, '08)
 James Vollono (Catholic Univ. of America, '03)
 Drew Davis (Ole Miss, '16)
 Brandon Taylor (FIU '15)
 Drew Rodriguez (Penn State, '13)
 Steven Ciocci (Wagner College, '12)
 Kevin Gihon (Florida Atlantic, '15)

Head Coach : Nick Andrusisian (Fordham, '05)
 Assistant Head Coach/Offensive Line : Thomas Carroll (Miami, Fla. '05)
 Defensive Coordinator/Linebackers : Amanda Fernandez (Duquesne '13)
 Offensive Coordinator/Quarterbacks : Matt Gerbert (Western Connecticut, '13)
 Defensive Backs : Jed Keime (FIU, '12)
 Running Backs : Joe Hausman (FIU '14)
 Wide Receivers : Nick Stuhlmuller (FIU '17)
 Defensive Line : Earl Little (Miami, Fla., '97)
 Defensive Backs : Stacy Blickman (Westchester (Pa.), '16)
 Special Teams Coordinator : Rodolfo Martinez
 Tight Ends : Kevin O'Neill (Pittsburgh, '76)
 Graduate Assistant : Paul Cipriano (North Central College, '13)
 Graduate Assistant : Ayssa Roza (FIU '03)
 Graduate Assistant : Bryn Renner (North Carolina, '14)
 Graduate Assistant : Chad Smith (UT-Chattanooga, '06)
 : Darryl MaGee
 : Brady Gagnon (Minnesota State, '15)
 : Andreu Swasey (Baylor, '95)
 : Tia Withers (Alabama, '18)

Video Coordinator
 Assistant Coach - Strength & Conditioning
 Nutritionist
 Assistant Coach - Strength & Conditioning
 Assistant Director of Football Operations
 Football Operations/Social Media Coordinator
 Football Operations/Recruiting Assistant
 Director of Player Development
 Assistant Football Athletic Trainer
 Football Athletic Trainer, Graduate Assistant
 Head Football Athletic Trainer
 Assistant Coach - Strength & Conditioning
 Associate Director - SAAC
 Director of Recruiting
 Director of Strength & Conditioning
 Equipment Manager
 Assistant Equipment Manager
 Assistant Coach - Strength & Conditioning
 Executive Assistant to the Head Coach

SUPPORT STAFF

PRONUNCIATION GUIDE

79	Kai Absheer	Ky	55	Shane McGough	Mah-GOO
30	Jose Borregales	boar-A-Gal-es	64	Willa Pierre	Wil-UH
60	Dallas Connell	CON-el	24	D'Vonte Price	Duh-Von-Tay
61	Douglas Connell	CON-el	51	Dimitry Prophete	Duh-mee-tree Prophet
71	Deion Eakins	EEK-ins	7	Fermin Silva	FUR-man
86	Carson Genal	GEE-nal	93	Teair Tart	Tee-Air
82	Ulice Gillard III	U-lis	18	Malik Tyson	Ma-LEAK
46	Milord Juste	Me-LOW; Just-EE	65	Daquane Wilkie	DAY-kwan; WILL-Key
54	Khaliq Jacas	Ja-q-us	74	Shacquille Williams	SHAK-eel
20	Emmanuel Lubin	LOU-been			

RUSHING

Individual with 25-30 rushing attempts:

FIU: Alex Gardner (27) - Florida Atlantic 10/1/16
Opp: Taeyler Porter (26) - vs UAPB 9/29/18

Individual with 31 or more rushing attempts:

FIU: Ben West (34) - Florida A&M 10/1/05
Opp: James Conner (31) - Pittsburgh 9/13/14

Individual rushed for 100-149 yards:

FIU: D'Vonte Price (110) - UAPB 9/29/18
Opp: Travis Homer (114) - at Miami 9/22/18

Individual rushed for 150-199 yards:

FIU: Kedrick Rhodes (172) - Troy 10/25/11
Opp: Taeyler Porter (141) - vs UAPB 11/18/17

Individual rushed for 200+ Yards:

FIU: Ben West (214) - Florida A&M 10/1/05
Opp: Bennie Cunningham (230) - Middle Tennessee 10/13/12

Individual with 100 rush and receiving yards:

FIU: Kedrick Rhodes (130 rush/115 rec.) - at Duke 9/1/12
Opp: Never N/A

Two rushers with 100 yards in a game:

FIU: Shawndarrius Phillips (124) & Napoleon Maxwell (108) - UMass 9/15/17
Opp: Benny Lemay (178), Hasaan Klugh (107) - Charlotte 9/30/17

Three rushers with 100 yards in a game:

FIU: Darriet Perry (186), T.Y. Hilton (158), Darian Mallary (118) - at Troy 11/13/10
Opp: Never N/A

Team with 40 rushing attempts:

FIU: 53 - vs UMass 9/15/18
Opp: 44 - vs UAPB 9/29/18

Team with fewer than 25 rushing attempts:

FIU: 24 - at Miami 9/22/18
Opp: 24 - UMass 12/2/17

Team rushed for 300+ Yards:

FIU: 348 - UMass 9/15/18
Opp: 333 - at Florida Atlantic 11/18/17

Team held between 51-100 yards rushing:

FIU: 93 - at Old Dominion 9/8/18
Opp: 78 - Alcorn State 9/8/17

Team held under 50 yards rushing:

FIU: 39 - at Charlotte 10/15/16
Opp: 38 - N.C. Central 9/19/15

Individual scored on 50+ yard run:

FIU: D'Vonte Price (70) - UAPB 9/29/18
Opp: Devin Singletary (70) - at Florida Atlantic 11/18/17

PASSING

Individual with 40 pass attempts:

FIU: Alex McGough (50) - Old Dominion 11/11/17
Opp: Andrew Ford (49) - UMass 12/2/17

Individual with 50 pass attempts:

FIU: Alex McGough (50) - Old Dominion 11/11/17
Opp: Chase Litton (52) - at Marshall 10/28/17

Individual with 60 pass attempts:

FIU: Never N/A
Opp: Ben Dougherty (60) - vs. Florida A&M 11/27/04

Individual completed 25 passes:

FIU: Alex McGough (27) - Middle Tennessee 10/29/16
Opp: John Urzua (25) - at Middle Tennessee 10/7/17

Individual completed 30 passes:

FIU: Alex McGough (35) - Old Dominion 11/11/17
Opp: Andrew Ford (34) - UMass 12/2/17

Individual passed for 300-399 yards:

FIU: James Morgan (341) - UAPB 9/29/18
Opp: Andrew Ford (392) - UMass 12/2/17

Individual passed for 400+ yards:

FIU: Paul McCall (400) - at Florida Atlantic (OT) 11/29/08
Opp: Graham Wilbert (403) - at Florida Atlantic 11/16/12

Individual threw three (3) touchdowns:

FIU: James Morgan (3) - at Old Dominion 9/8/18
Opp: N'Kosi Perry (3) - at Miami 9/22/18

Individual threw four (4) touchdowns:

FIU: James Morgan (4) - UAPB 9/29/18
Opp: Andrew Ford (4) - UMass 12/2/17

Individual threw five (5) touchdowns:

FIU: Never N/A
Opp: Dalton Williams (5) - Akron 9/8/12

Team with less than 10 pass attempts:

FIU: 9 - at Louisville 9/21/13
Opp: 7 - at UTEP 11/16/13

Team with less than five (5) pass completions:

FIU: 4 - at Louisville 9/21/13
Opp: 3 - at UTEP 11/16/13

Team had less than 50 yards passing:

FIU: 27 - at Louisville 9/21/13
Opp: 36 - Tulane 10/14/17

Individual threw for a 60-69-yard touchdown:

FIU: Alex McGough to Dennis Turner (64) - N.C. Central 9/19/15
Opp: Driphus Jackson to James Mayden (69) - Rice 11/1/14

Individual threw for a 70-yard+ touchdown:

FIU: James Morgan to Maurice Alexander (76) - UAPB 9/29/18
Opp: Jason Driskel to Kalib Woods (79) - at Florida Atlantic 11/18/17

RECEIVING

Individual caught 10 passes:

FIU: Thomas Owens (11) - Old Dominion 11/11/17
Opp: Deon-Tay McManus (10) - Marshall 11/19/16

Individual had 100 yards receiving:

FIU: Maurice Alexander (144) - UAPB 9/29/18
Opp: Jonathan Duhart (150) - at Old Dominion 9/8/18

Two individuals with 100 yards receiving in a game:

FIU: Glenn Coleman (115) and Willis Wright (109) - Middle Tenn. 10/13/12
Opp: Richie James (127) and Ty Lee (100) - Middle Tennessee 10/29/15

TOTAL OFFENSE

Team gained 500 total yards:

FIU: 536 - UMass (329 rush, 207 pass) 9/15/18
Opp: 548 - UMass (156 rush, 392 pass) 12/2/17

Team gained 600 total yards:

FIU: 613 - UAPB (220 rush, 393 pass) 9/29/18
Opp: 615 - at Kansas (224 rush, 391 pass) 9/22/07

Team gained between 100-200 total yards:

FIU: 189 - WKU (80 rush, 109 pass) 9/24/16
Opp: 172 - Rutgers (76 rush, 96 pass) 9/11/10

Team gained less than 100 total yards:

FIU: 27 - at Louisville 9/21/13
Opp: Never N/A

FIRST DOWNS

Team had 25 first downs:

FIU: 31 - vs UMass 9/15/18
Opp: 25 - at Miami 9/22/18

Team had less than 10 first downs:

FIU: 7 - at Miami 9/22/18
Opp: 9 - Wagner 9/6/14

LAST TIME IT HAPPENED

PUNTING

Team punted at least 10 times:

FIU:	10 - at UAB	9/27/14
Opp:	10 - N.C. Central	9/19/15

Team did not punt:

FIU:	Never (1, several, last vs. Tulane)	10/14/17
Opp:	at Middle Tennessee	11/9/13

Individual recorded a +50-yard punt:

FIU:	Stone Wilson (58) - at Miami	9/22/18
Opp:	George Georgopoulos (50) - UMass	9/15/18

Individual recorded a +60-yard punt:

FIU:	Stone Wilson (67) - at UCF	8/31/17
Opp:	Dalton Schomp (64) - Florida Atlantic	10/1/16

Individual recorded a +70-yard punt:

FIU:	Stone Wilson (71) - at Florida Atlantic	11/18/17
Opp:	Mike Ruggles (73) - at UTEP	11/16/13

Individual blocked a punt:

FIU:	Kenyatta Anderson - Charlotte	11/7/15
Opp:	David Baptiste - Florida Atlantic	11/12/11

TURNOVERS

Individual threw three (3) interceptions:

FIU:	Alex McGough (3) - Indiana	9/1/16
Opp:	Peyton Ramsey (3) - Indiana	9/1/12

Individual with two (2) interceptions:

FIU:	Brad Muhammad - at Marshall	10/28/17
Opp:	Michael Curtis - UMass	9/15/18

Team had four (4) turnovers:

FIU:	4 (1 INTs/3 fumbles) - at UCF	8/31/17
Opp:	5 (3 INTs/2 fumbles) - Middle Tennessee	11/15/14

Team had five (5) turnovers:

FIU:	5 (2 INTs/3 fumbles) - at UTSA	10/11/14
Opp:	5 (3 INTs/2 fumbles) - Middle Tennessee	11/15/14

Team had six (6) turnovers:

FIU:	7 (5 INTs/2 fumbles) - at Arkansas	10/27/07
Opp:	6 (4 INTs/2 fumbles) - at UAB	9/27/14

Team lost three (3) fumbles:

FIU:	3 - at UCF	8/31/17
Opp:	3 - Western Kentucky	11/24/14

Team lost six (6) fumbles:

FIU:	6 - North Texas	10/15/05
Opp:	Never (High of 4 - twice - last Wagner)	9/6/14

Team recovered an onside kick:

FIU:	1 - at Miami	9/22/18
Opp:	1 - N.C. Central	9/19/15

PENALTIES

Team was penalized 10 times:

FIU:	11 - Tulane	10/14/17
Opp:	10 - at UCF	8/31/17

Team was not penalized:

FIU:	Never (Record low 2 - at Troy)	10/18/03
Opp:	Never (Record low 2 - Butler)	9/14/02

SCORING

Individual scored three touchdowns:

FIU:	Bryce Singleton (3, all receiving) - UMass	12/2/17
Opp:	N'Kosi Perry (3, all passing) - at Miami	9/22/18

Individual scored four touchdowns:

FIU:	James Morgan (4) - UAPPB	9/29/18
Opp:	Anthony Wales (4) - at WKU	11/5/16

Individual caught two touchdown passes:

FIU:	CJ Worton (2) - at Miami	9/22/18
Opp:	Lawrence Cager (2) - at Miami	9/22/18

Individual caught three touchdown passes:

FIU:	Bryce Singleton (3) - UMass	12/2/17
Opp:	Austin Duke (3) - Charlotte	11/7/15

Individual rushed for three touchdowns:

FIU:	Darriet Perry (3) - at Louisiana	11/20/10
Opp:	Tavares Thomas (3) - at Middle Tennessee	10/7/17

Individual kicked three field goals:

FIU:	Jose Borregales - Tulane	10/14/17
Opp:	Nice Rice - Old Dominion	11/11/17

Individual kicked four or more field goals:

FIU:	Dustin Rivest (5) - Arkansas State	11/08/08
Opp:	Kyle Fischer (5) - Louisiana Tech	10/26/13

Individual kicked a 50-yard field goal:

FIU:	Austin Taylor (50) - at UTEP	10/8/16
Opp:	Greg Joseph (50) - Florida Atlantic	10/1/16

Individual returned a kickoff for a touchdown:

FIU:	Richard Leonard (100 yards) - at Florida Atlantic	11/16/12
Opp:	Carlos Henderson (92 yards) - LA Tech	10/22/16

Individual returned a punt for a touchdown:

FIU:	Maurice Alexander (69 yards) - vs UMass	9/15/18
Opp:	Deandre Reaves (69 yards) - at Marshall	11/14/15

Individual returned an interception for a touchdown:

FIU:	Rocky Jacques-Louis (59 yards) - vs UMass	9/15/18
Opp:	J. Crawford (33 yards) - Indiana	9/1/18

Individual returned a fumble for a touchdown:

FIU:	D/Vonte Price (38 yards) - Western Kentucky	10/5/14
Opp:	Andrew Power (29 yards) - North Texas	9/1/11

Individual recovered a fumble in end zone for a TD:

FIU:	Chance Attaway - at Middle Tennessee	9/29/07
Opp:	Ryan Downing - North Texas	9/1/11

Individual returned/recovered a blocked punt for a TD:

FIU:	Kenyatta Anderson (23 yards) - Charlotte	11/7/15
Opp:	Dakota Lewis (0 yards) - Kansas	9/22/07

Individual returned/recovered a blocked FG for a TD:

FIU:	Never	
Opp:	Ross Cockrell (75 yards) - Duke	9/1/12

Individual returned a blocked PAT for a touchdown:

FIU:	Zach Davis - vs. Florida A&M	11/27/04
Opp:	Never	

Team scored a two-point conversion:

FIU:	at UTEP (Stantley Thomas pass from Alex McGough)	10/8/16
Opp:	UCF (Jordan Franks pass from Nick Patti)	9/24/16

Team scored a safety:

FIU:	Old Dominion	11/11/17
Opp:	at UCF	8/31/17

Team recorded a shutout:

FIU:	Butler (42-0)	9/14/02
Opp:	at Marshall (52-0)	11/14/15

Team scored 28 points in a quarter:

FIU:	28 (2nd) - UMass	9/15/18
Opp:	28 (2nd) - at Louisville	9/21/13

Team scored 40 points in a half:

FIU:	42 (1st) - vs UMass	9/15/18
Opp:	40 (1st) - at Maryland	8/31/13



2018 OVERALL STATS

Date	Opponent	Score	Att.
Sep 01, 2018	IND	L 28-38	17082
* Sep 08, 2018	at Old Dominion	W 28-20	19243
Sep 15, 2018	UMASS	W 63-24	14695
Sep 22, 2018	at #21 Miami (FL)	L 17-31	59814
Sep 29, 2018	UAPB	W 55-9	14937

Record:	Overall	Home	Away	Neutral
All games	3-2	2-1	1-1	0-0
Conference	1-0	0-0	1-0	0-0
Non-Conference	2-2	2-1	0-1	0-0

Rushing	gp-gs	att	gain	loss	net	avg	td	lg	avg/g
PHILLIPS, S.	5-4	61	290	16	274	4.5	4	33	54.8
MAXWELL, N.	5-0	50	262	5	257	5.1	3	44	51.4
PRICE, D'Vonte	5-1	28	206	8	198	7.1	3	70	39.6
JONES, Anthony	1-1	15	91	3	88	5.9	2	36	88.0
ALEXANDER, C.	5-0	9	70	3	67	7.4	0	31	13.4
PETERSON JR., S	1-0	10	38	0	38	3.8	0	7	38.0
ALEXANDER, M.	5-4	4	31	0	31	7.8	0	15	6.2
ATKINS, Jordan	1-0	2	3	0	3	1.5	0	2	3.0
Total	5	196	1010	85	925	4.7	12	70	185.0
Opponents	5	199	1043	118	925	4.6	3	37	185.0

Passing	gp-gs	effic	comp-att-int	pct	yds	td	lg	avg/g
MORGAN, James	5-5	171.66	65-108-4	60.2	1057	12	76	211.4
ALEXANDER, C.	5-0	129.90	13-21-0	61.9	170	0	49	34.0
Total	5	164.86	78-129-4	60.5	1227	12	76	245.4
Opponents	5	137.07	96-156-5	61.5	1129	10	83	225.8

Receiving	gp-gs	no.	yds	avg	td	lg	avg/g
WORTON, C.	5-4	15	346	23.1	4	52	69.2
PALMER, S.	5-5	13	117	9.0	1	22	23.4
ALEXANDER, M.	5-4	11	236	21.5	3	76	47.2
GAITER IV, Tony	5-1	11	100	9.1	1	35	20.0
MALONEY, Austin	5-4	5	116	23.2	2	36	23.2
MAXWELL, N.	5-0	5	17	3.4	0	5	3.4
SINGLETON, B.	2-0	4	62	15.5	0	49	31.0
PHILLIPS, S.	5-4	3	56	18.7	0	35	11.2
GASKIN, C.	4-0	2	86	43.0	1	75	21.5
SCOTT, Darrius	3-0	2	32	16.0	0	17	10.7
IRVING, C	3-0	2	31	15.5	0	26	10.3
PRICE, D'Vonte	5-1	2	14	7.0	0	8	2.8
THOMAS, Ivan	5-1	1	9	9.0	0	9	1.8
GENAL, Carson	1-0	1	7	7.0	0	7	7.0
JONES, Anthony	1-1	1	-2	-2.0	0	0	-2.0
Total	5	78	1227	15.7	12	76	245.4
Opponents	5	96	1129	11.8	10	83	225.8

Field Goals	fg	pct.	01-19	20-29	30-39	40-49	50-99	lg	blk
BORREGALES, J.	3-4	75.0	0-0	2-2	0-1	1-1	0-0	40	0

Scoring	td	fg	PAT			dxp	saf	pts
			kick	rush	rcv			
BORREGALES, J.	-	3-4	26-26	-	-	-	-	35
PHILLIPS, S.	4	-	-	-	-	-	-	24
WORTON, C.	4	-	-	-	-	-	-	24
ALEXANDER, M.	4	-	-	-	-	-	-	24
MAXWELL, N.	3	-	-	-	-	-	-	18
PRICE, D'Vonte	3	-	-	-	-	-	-	18
JONES, Anthony	2	-	-	-	-	-	-	12
MALONEY, Austin	2	-	-	-	-	-	-	12
GASKIN, C.	1	-	-	-	-	-	-	6
GAITER IV, Tony	1	-	-	-	-	-	-	6
JACQUES-LOUIS,R	1	-	-	-	-	-	-	6
PALMER, S.	1	-	-	-	-	-	-	6
Total	26	3-4	26-26	-	-	-	-	191
Opponents	14	8-10	14-14	-	-	-	-	122

Score by Quarters	1st	2nd	3rd	4th	OT	Total
FIU	38	70	52	31	0	191
Opponents	38	47	31	6	0	122

Team Statistics	FIU	OPP
FIRST DOWNS	104	113
Rushing	49	50
Passing	46	53
Penalty	9	10
RUSHING YARDAGE	925	925
Rushing Attempts	196	199
Average Per Rush	4.7	4.6
Average Per Game	185.0	185.0
TDs Rushing	12	3
PASSING YARDAGE	1227	1129
Comp-Att-Int	78-129-4	96-156-5
Average Per Pass	9.5	7.2
Average Per Catch	15.7	11.8
Average Per Game	245.4	225.8
TDs Passing	12	10
TOTAL OFFENSE	2152	2054
Average Per Play	6.6	5.8
Average Per Game	430.4	410.8
KICK RETURNS: #-Yards	11-201	11-235
PUNT RETURNS: #-Yards	7-137	8-97
INT RETURNS: #-Yards	5-89	4-33
FUMBLES-LOST	8-3	6-3
PENALTIES-Yards	22-210	25-243
PUNTS-AVG	21-45.2	22-38.6
TIME OF POSSESSION/Game	28:44	31:16
3RD-DOWN Conversions	22/58	28/71
4TH-DOWN Conversions	7/8	4/7

Interceptions	no.	yds	avg	td	lg
GATES, Jamal	1	0	0.0	0	0
DAMES, Richard	1	11	11.0	0	11
BROWN, Isaiah	1	5	5.0	0	5
JACQUES-LOUIS,R	1	59	59.0	1	59
HALL, Dorian	1	14	14.0	0	14

Punting	no.	yds	avg	lg	tb	fc	i20	50+	blk
WILSON, Stone	21	949	45.2	58	3	10	4	6	0

Punt Returns	no.	yds	avg	td	lg
ALEXANDER, M.	7	137	19.6	1	69
Total	7	137	19.6	1	69
Opponents	8	97	12.1	0	36

Kick Returns	no.	yds	avg	td	lg
BROWN, Isaiah	4	75	18.8	0	27
PHILON, DARIUS	3	54	18.0	0	22
PRICE, D'Vonte	3	67	22.3	0	30
MAXWELL, N.	1	5	5.0	0	5
Total	11	201	18.3	0	30
Opponents	11	235	21.4	0	51

All Purpose	g	rush	rcv	pr	kr	ir	total	avg/g
ALEXANDER, M.	5	31	236	137	0	0	404	80.8
WORTON, C.	5	0	346	0	0	0	346	69.2
PHILLIPS, S.	5	274	56	0	0	0	330	66.0
MAXWELL, N.	5	257	17	0	5	0	279	55.8
PRICE, D'Vonte	5	198	14	0	67	0	279	55.8
Total	5	925	1227	137	201	89	2579	515.8
Opponents	5	925	1129	97	235	33	2419	483.8

Total Offense	g	plays	rush	pass	total	avg/g
MORGAN, James	5	121	-18	1057	1039	207.8
PHILLIPS, S.	5	61	274	0	274	54.8
MAXWELL, N.	5	50	257	0	257	51.4
ALEXANDER, C.	5	30	67	170	237	47.4
PRICE, D'Vonte	5	28	198	0	198	39.6
Total	5	325	925	1227	2152	430.4
Opponents	5	355	925	1129	2054	410.8

2018 TEAM STATS

Team Statistics	FIU	OPP
SCORING	191	122
Points Per Game	38.2	24.4
Points Off Turnovers	34	17
FIRST DOWNS	104	113
Rushing	49	50
Passing	46	53
Penalty	9	10
RUSHING YARDAGE	925	925
Yards gained rushing	1010	1043
Yards lost rushing	85	118
Rushing Attempts	196	199
Average Per Rush	4.7	4.6
Average Per Game	185.0	185.0
TDs Rushing	12	3
PASSING YARDAGE	1227	1129
Comp-Att-Int	78-129-4	96-156-5
Average Per Pass	9.5	7.2
Average Per Catch	15.7	11.8
Average Per Game	245.4	225.8
TDs Passing	12	10
TOTAL OFFENSE	2152	2054
Total Plays	325	355
Average Per Play	6.6	5.8
Average Per Game	430.4	410.8
KICK RETURNS: #-Yards	11-201	11-235
PUNT RETURNS: #-Yards	7-137	8-97
INT RETURNS: #-Yards	5-89	4-33
KICK RETURN AVERAGE	18.3	21.4
PUNT RETURN AVERAGE	19.6	12.1
INT RETURN AVERAGE	17.8	8.2
FUMBLES-LOST	8-3	6-3
PENALTIES-Yards	22-210	25-243
Average Per Game	42.0	48.6
PUNTS-Yards	21-949	22-850
Average Per Punt	45.2	38.6
Net punt average	37.7	30.6
KICKOFFS-Yards	30-1776	27-1578
Average Per Kick	59.2	58.4
Net kick average	37.2	38.0
TIME OF POSSESSION/Game	28:44	31:16
3RD-DOWN Conversions	22/58	28/71
3rd-Down Pct	38%	39%
4TH-DOWN Conversions	7/8	4/7
4th-Down Pct	88%	57%
SACKS BY-Yards	9-62	5-32
MISC YARDS	0	0
TOUCHDOWNS SCORED	26	14
FIELD GOALS-ATTEMPTS	3-4	8-10
ON-SIDE KICKS	2-4	0-0
RED-ZONE SCORES	(14-17) 82%	(18-22) 82%
RED-ZONE TOUCHDOWNS	(12-17) 71%	(10-22) 45%
PAT-ATTEMPTS	(26-26) 100%	(14-14) 100%
ATTENDANCE	46714	79057
Games/Avg Per Game	3/15571	2/39528
Neutral Site Games		0/0

Score by Quarters	1st	2nd	3rd	4th	OT	Total
FIU	38	70	52	31	0	191
Opponents	38	47	31	6	0	122



2018 RESULTS

Date	Opponent		Score	Overall	Conference	Time	Attend
Sep 01, 2018	IND	L	28-38	0-1	0-0	3:20	17082
* Sep 08, 2018	at Old Dominion	W	28-20	1-1	1-0	5:01	19243
Sep 15, 2018	UMASS	W	63-24	2-1	1-0	3:05	14695
Sep 22, 2018	at #21 Miami (FL)	L	17-31	2-2	1-0	3:21	59814
Sep 29, 2018	UAPB	W	55-9	3-2	1-0	2:58	14937

2018 GAME-BY-GAME

Date	Opponent	Rushing				Receiving				Passing				Kick Returns				Punt Returns				tot off
		no.	yds	td	lg	no.	yds	td	lg	cmp-att-int	yds	td	lg	no.	yds	td	lg	no.	yds	td	lg	
Sep 01	IND	39	170	3	36	17	157	1	35	17-28-1	157	1	35	3	53	0	27	0	0	0	0	327
Sep 08	at Old Dominion	51	189	1	33	19	300	3	49	19-31-1	300	3	49	3	44	0	17	0	0	0	0	489
Sep 15	UMASS	53	329	5	31	16	207	2	38	16-23-1	207	2	38	2	50	0	30	5	136	1	69	536
Sep 22	at Miami (FL)	24	17	0	10	13	170	2	44	13-28-1	170	2	44	1	21	0	21	0	0	0	0	187
Sep 29	UAPB	29	220	3	70	13	393	4	76	13-19-0	393	4	76	2	33	0	22	2	1	0	17	613
Opponents		196	925	12	70	78	1227	12	76	78-129-4	1227	12	76	11	201	0	30	7	137	1	69	2152
Opponents		199	925	3	37	96	1129	10	83	96-156-5	1129	10	83	11	235	0	51	8	97	0	36	2054

Games: 5 • Avg/rush: 4.7 • Avg/catch: 15.7 • Pass effic: 164.86 • KR avg: 18.3 • PR avg: 19.6 • All purpose avg/game: 515.8 • Total offense avg/gm: 430.4

Date	Opponent	Tackles				Sacks no-yds	Fumble		Pass Defense			blkd kick	PAT Attempts			off			
		ua	a	total	tfl-yds		ff	fr-yds	int-yds	qbh	brup		kick	rush	rcv	saf	t/o	pts	
Sep 01	IND	50	34	84	3.0-13	1.0-9	0	0-0	1-14	1	2	0	4-4	0	0	0	0	7	28
Sep 08	at Old Dominion	26	34	60	6.0-15	2.0-7	0	0-0	0-0	3	4	0	4-4	0	0	0	0	0	28
Sep 15	UMASS	50	23	73	5.0-28	3.0-25	0	1-0	2-59	0	5	0	9-9	0	0	0	0	14	63
Sep 22	at Miami (FL)	44	42	86	4.0-21	2.0-15	1	1-0	1-5	0	3	0	2-2	0	0	0	0	3	17
Sep 29	UAPB	26	50	76	6.0-15	1.0-6	2	1-0	1-11	2	1	0	7-7	0	0	0	0	10	55
Opponents		196	183	379	24.0-92	9.5-62	3	3-0	5-89	6	15	0	26-26	0	0	0	0	34	191
Opponents		188	151	339	24.0-69	5.0-32	6	3-0	4-33	13	17	0	14-14	0	0	0	0	17	122

Date	Opponent	Punting							Field Goals			Kickoffs						
		no.	yds	avg	long	blkd	tb	fc	50+	i20	md-att	long	blkd	no.	yds	avg	tb	ob
Sep 01	IND	3	132	44.0	50	0	0	2	1	0	0-0	0	0	4	260	65.0	3	0
Sep 08	at Old Dominion	6	261	43.5	51	0	0	2	1	2	0-1	0	0	4	258	64.5	3	0
Sep 15	UMASS	1	47	47.0	47	0	1	0	0	0	0-0	0	0	10	603	60.3	2	1
Sep 22	at Miami (FL)	9	423	47.0	58	0	2	4	4	1	1-1	28	0	2	130	65.0	1	0
Sep 29	UAPB	2	86	43.0	47	0	0	2	0	1	2-2	40	0	10	525	52.5	8	0
Opponents		21	949	45.2	58	0	3	10	6	4	3-4	40	0	30	1776	59.2	17	1
Opponents		22	850	38.6	80	0	2	7	4	6	8-10	45	0	27	1578	58.4	14	1



2018 PLAYER HIGHS

2018 FIU FOOTBALL GAME NOTES

Rushes	18	PHILLIPS, S. at Old Dominion (Sep 08, 2018)
	18	MAXWELL, N. vs UMASS (Sep 15, 2018)
Yards Rushing	117	PHILLIPS, S. vs UMASS (Sep 15, 2018)
TD Rushes	2	JONES, Anthony vs IND (Sep 01, 2018)
	2	PHILLIPS, S. vs UMASS (Sep 15, 2018)
	2	MAXWELL, N. vs UMASS (Sep 15, 2018)
	2	PRICE, D'Vonte vs UAPB (Sep 29, 2018)
Long Rush	70	PRICE, D'Vonte vs UAPB (Sep 29, 2018)
Pass attempts	27	MORGAN, James at Old Dominion (Sep 08, 2018)
Pass completions	17	MORGAN, James at Old Dominion (Sep 08, 2018)
Yards Passing	341	MORGAN, James vs UAPB (Sep 29, 2018)
TD Passes	4	MORGAN, James vs UAPB (Sep 29, 2018)
Long Pass	76	MORGAN, James vs UAPB (Sep 29, 2018)
Receptions	5	WORTON, C. vs IND (Sep 01, 2018)
	5	WORTON, C. at Miami (FL) (Sep 22, 2018)
	5	ALEXANDER, M. vs UAPB (Sep 29, 2018)
Yards Receiving	144	ALEXANDER, M. vs UAPB (Sep 29, 2018)
TD Receptions	2	WORTON, C. at Miami (FL) (Sep 22, 2018)
Long Reception	76	ALEXANDER, M. vs UAPB (Sep 29, 2018)
Field Goals	2	BORREGALES, J. vs UAPB (Sep 29, 2018)
Long Field Goal	40	BORREGALES, J. vs UAPB (Sep 29, 2018)
Punts	9	WILSON, Stone at Miami (FL) (Sep 22, 2018)
Punting Avg	47.0	WILSON, Stone vs UMASS (Sep 15, 2018)
	47.0	WILSON, Stone at Miami (FL) (Sep 22, 2018)
Long Punt	58	WILSON, Stone at Miami (FL) (Sep 22, 2018)
Punts inside 20	2	WILSON, Stone at Old Dominion (Sep 08, 2018)
Long Punt Return	69	ALEXANDER, M. vs UMASS (Sep 15, 2018)
Long Kickoff Return	30	PRICE, D'Vonte vs UMASS (Sep 15, 2018)
Tackles	18	LEWIS, Sage vs IND (Sep 01, 2018)
Sacks	2.0	TART, Teair vs UMASS (Sep 15, 2018)
	2.0	SILVA, Fermin at Miami (FL) (Sep 22, 2018)
Tackles For Loss	2.0	TART, Teair vs UMASS (Sep 15, 2018)
	2.0	SILVA, Fermin at Miami (FL) (Sep 22, 2018)
	2.0	SHERIFF, J. vs UAPB (Sep 29, 2018)
Interceptions	1	HALL, Dorian vs IND (Sep 01, 2018)
	1	JACQUES-LOUIS,R vs UMASS (Sep 15, 2018)
	1	GATES, Jamal vs UMASS (Sep 15, 2018)
	1	BROWN, Isaiah at Miami (FL) (Sep 22, 2018)
	1	DAMES, Richard vs UAPB (Sep 29, 2018)

2018 MISCELLANEOUS STATS

3rd-Down Conversions

Date	Opponent	Score	Overall	1st Qtr	2nd Qtr	3rd Qtr	4th Qtr	Overtime
Sep 01, 2018	IND	L 28-38	5-12 41.7	1-4 25.0	1-2 50.0	3-5 60.0	0-1 0.0	
Sep 08, 2018	at Old Dominion	W 28-20	7-16 43.8	1-3 33.3	3-5 60.0	2-4 50.0	1-4 25.0	
Sep 15, 2018	UMASS	W 63-24	4-8 50.0	1-2 50.0	0-0 0.0	2-2 100.0	1-4 25.0	
Sep 22, 2018	at Miami (FL)	L 17-31	3-14 21.4	0-3 0.0	0-3 0.0	1-5 20.0	2-3 66.7	
Sep 29, 2018	UAPB	W 55-9	3-8 37.5	1-3 33.3	0-1 0.0	0-1 0.0	2-3 66.7	
	FIU		22-58 37.9	4-15 26.7	4-11 36.4	8-17 47.1	6-15 40.0	0-0 0.0
	Opponents		28-71 39.4	8-20 40.0	8-23 34.8	6-14 42.9	6-14 42.9	0-0 0.0

4th-Down Conversions

Date	Opponent	Score	Overall	1st Qtr	2nd Qtr	3rd Qtr	4th Qtr	Overtime
Sep 01, 2018	IND	L 28-38	2-2 100.0	0-0 0.0	0-0 0.0	1-1 100.0	1-1 100.0	
Sep 08, 2018	at Old Dominion	W 28-20	2-2 100.0	0-0 0.0	0-0 0.0	2-2 100.0	0-0 0.0	
Sep 15, 2018	UMASS	W 63-24	2-3 66.7	0-0 0.0	0-0 0.0	0-0 0.0	2-3 66.7	
Sep 22, 2018	at Miami (FL)	L 17-31	0-0 0.0	0-0 0.0	0-0 0.0	0-0 0.0	0-0 0.0	
Sep 29, 2018	UAPB	W 55-9	1-1 100.0	0-0 0.0	0-0 0.0	0-0 0.0	1-1 100.0	
	FIU		7-8 87.5	0-0 0.0	0-0 0.0	3-3 100.0	4-5 80.0	0-0 0.0
	Opponents		4-7 57.1	0-1 0.0	2-2 100.0	0-0 0.0	2-4 50.0	0-0 0.0

Time of Possession

Date	Opponent	Score	Overall	1st Qtr	2nd Qtr	3rd Qtr	4th Qtr	Overtime
Sep 01, 2018	IND	L 28-38	27:25	8:29	6:22	8:40	3:54	
Sep 08, 2018	at Old Dominion	W 28-20	34:06	6:47	6:02	12:46	8:31	
Sep 15, 2018	UMASS	W 63-24	36:09	6:28	8:21	7:52	13:28	
Sep 22, 2018	at Miami (FL)	L 17-31	23:11	4:39	4:45	8:01	5:46	
Sep 29, 2018	UAPB	W 55-9	22:50	4:17	4:35	4:46	9:12	
	FIU	Total	143:41	30:40	30:05	42:05	40:51	0:00
		Avg.	28:44	6:08	6:01	8:25	8:10	0:00
	Opponents	Total	156:19	44:20	44:55	32:55	34:09	0:00
		Avg.	31:15	8:52	8:59	6:35	6:49	0:00

Date	Opponent	Score	Times In RZ	Times Scored	Total Pts	Rush TDs	Pass TDs	FGs Made	Failed to score inside RZ						
									FGA	Down	Int	Fumb	Half	Game	
Sep 01, 2018	IND	L 28-38	3	3	21	3	2	1	0	0	0	0	0	0	0
Sep 08, 2018	at Old Dominion	W 28-20	3	2	14	2	1	1	0	1	0	0	0	0	0
Sep 15, 2018	UMASS	W 63-24	6	5	35	5	4	1	0	0	1	0	0	0	0
Sep 22, 2018	at Miami (FL)	L 17-31	2	2	10	1	0	1	1	0	0	0	0	0	0
Sep 29, 2018	UAPB	W 55-9	3	2	10	1	1	0	1	0	0	0	0	1	0
Totals			17	14	90	12	8	4	2	1	1	0	0	1	0

14 of 17 (82.4%)

Opponents Inside FIU Red-Zone

Date	Opponent	Score	Times In RZ	Times Scored	Total Pts	Rush TDs	Pass TDs	FGs Made	Failed to score inside RZ						
									FGA	Down	Int	Fumb	Half	Game	
Sep 01, 2018	IND	L 28-38	6	5	31	4	0	4	1	0	0	0	0	1	0
Sep 08, 2018	at Old Dominion	W 28-20	4	3	13	1	0	1	2	0	1	0	0	0	0
Sep 15, 2018	UMASS	W 63-24	5	4	24	3	2	1	1	0	0	1	0	0	0
Sep 22, 2018	at Miami (FL)	L 17-31	4	3	17	2	0	2	1	0	1	0	0	0	0
Sep 29, 2018	UAPB	W 55-9	3	3	9	0	0	0	3	0	0	0	0	0	0
Totals			22	18	94	10	2	8	8	0	2	1	0	1	0

18 of 22 (81.8%)

2018 INDIVIDUAL STATS

Rushing	gp-gs	att	gain	loss	net	avg	td	lg	avg/g
PHILLIPS, S.	5-4	61	290	16	274	4.5	4	33	54.8
MAXWELL, N.	5-0	50	262	5	257	5.1	3	44	51.4
PRICE, D'Vonte	5-1	28	206	8	198	7.1	3	70	39.6
JONES, Anthony	1-1	15	91	3	88	5.9	2	36	88.0
ALEXANDER, C.	5-0	9	70	3	67	7.4	0	31	13.4
PETERSON JR., S	1-0	10	38	0	38	3.8	0	7	38.0
ALEXANDER, M.	5-4	4	31	0	31	7.8	0	15	6.2
ATKINS, Jordan	1-0	2	3	0	3	1.5	0	2	3.0
TEAM	3-0	4	0	13	-13	-3.2	0	0	-4.3
MORGAN, James	5-5	13	19	37	-18	-1.4	0	4	-3.6
Total	5	196	1010	85	925	4.7	12	70	185.0
Opponents	5	199	1043	118	925	4.6	3	37	185.0

Passing	gp-gs	effic	comp-att-int	pct	yds	td	lg	avg/g
MORGAN, James	5-5	171.66	65-108-4	60.2	1057	12	76	211.4
ALEXANDER, C.	5-0	129.90	13-21-0	61.9	170	0	49	34.0
Total	5	164.86	78-129-4	60.5	1227	12	76	245.4
Opponents	5	137.07	96-156-5	61.5	1129	10	83	225.8

Receiving	gp-gs	no.	yds	avg	td	lg	avg/g
WORTON, C.	5-4	15	346	23.1	4	52	69.2
PALMER, S.	5-5	13	117	9.0	1	22	23.4
ALEXANDER, M.	5-4	11	236	21.5	3	76	47.2
GAITER IV, Tony	5-1	11	100	9.1	1	35	20.0
MALONEY, Austin	5-4	5	116	23.2	2	36	23.2
MAXWELL, N.	5-0	5	17	3.4	0	5	3.4
SINGLETON, B.	2-0	4	62	15.5	0	49	31.0
PHILLIPS, S.	5-4	3	56	18.7	0	35	11.2
GASKIN, C.	4-0	2	86	43.0	1	75	21.5
SCOTT, Darrius	3-0	2	32	16.0	0	17	10.7
IRVING, C	3-0	2	31	15.5	0	26	10.3
PRICE, D'Vonte	5-1	2	14	7.0	0	8	2.8
THOMAS, Ivan	5-1	1	9	9.0	0	9	1.8
GENAL, Carson	1-0	1	7	7.0	0	7	7.0
JONES, Anthony	1-1	1	-2	-2.0	0	0	-2.0
Total	5	78	1227	15.7	12	76	245.4
Opponents	5	96	1129	11.8	10	83	225.8

Punt Returns	no.	yds	avg	td	lg
ALEXANDER, M.	7	137	19.6	1	69
Total	7	137	19.6	1	69
Opponents	8	97	12.1	0	36

Interceptions	no.	yds	avg	td	lg
JACQUES-LOUIS,R	1	59	59.0	1	59
DAMES, Richard	1	11	11.0	0	11
GATES, Jamal	1	0	0.0	0	0
HALL, Dorian	1	14	14.0	0	14
BROWN, Isaiah	1	5	5.0	0	5
Total	5	89	17.8	1	59
Opponents	4	33	8.2	1	33

Kick Returns	no.	yds	avg	td	lg
BROWN, Isaiah	4	75	18.8	0	27
PHILON, DARIUS	3	54	18.0	0	22
PRICE, D'Vonte	3	67	22.3	0	30
MAXWELL, N.	1	5	5.0	0	5
Total	11	201	18.3	0	30
Opponents	11	235	21.4	0	51

Fumble Returns	no.	yds	avg	td	lg
Total	0	0	0.0	0	0
Opponents	0	0	0.0	0	0

#	Defensive Leaders	gp-gs	Tackles				Sacks no-yds	Pass defense			Fumbles		blkd	
			ua	a	tot	tfl/yds		int-yds	brup	qbh	rcv-yds	ff	kick	saf
3	LEWIS, Sage	5-5	27	34	61	2.0-2	.	.	4
5	FREEMAN, Edwin	5-4	16	17	33	1.5-4	.	.	1	1	.	1	.	.
38	DAMES, Richard	5-2	13	9	22	1.0-3	.	1-11	.	1
90	CURTIS, Noah	5-3	4	17	21	.	0.5-0
10	CUSHION III, O.	5-4	16	5	21
91	JOHNSON, A.	5-5	6	12	18	2.5-15	2.5-15	.	1	3
4	BROWN, Isaiah	5-2	14	3	17	1.5-3	.	1-5	3	.	1-0	.	.	.
36	HALL, Dorian	5-5	12	4	16	.	.	1-14	1
92	MERCIER, Jason	5-0	3	11	14	1-0	.	.	.
20	LUBIN, Emmanuel	5-5	11	2	13	.	.	.	3
99	SHERIFF, J.	5-1	6	6	12	3.5-12	1.0-7
21	THOMAS-OLIVER	5-3	8	4	12	2.0-3	.	.	1
7	SILVA, Fermin	4-3	5	6	11	3.0-18	2.0-15	.	.	1	.	1	.	.
48	POWELL, Josh	5-1	5	5	10	1.0-2
45	JACQUES-LOUIS,R	5-2	8	2	10	.	.	1-59
96	LITTLE, Josh	4-1	4	5	9
93	TART, Teair	5-0	4	5	9	3.0-21	2.0-18
59	GATES, Jamal	5-0	4	5	9	.	.	1-0
94	OLIVER, Kevin	5-4	2	6	8	0.5-2	0.5-2
97	HUMPHREY, T.	5-4	4	4	8	0.5-2	0.5-2
31	JOHNSON, Tyree	5-1	3	5	8	0.5-1
35	DAMES, Rishard	5-0	5	2	7
98	WOODS, Jordan	5-0	3	3	6	1.0-1	1	.	.
46	JUSTE, Milord	3-0	1	3	4	0.5-3	0.5-3
95	TARVER, Andrew	3-0	1	2	3
40	JACKSON, Daniel	5-0	2	1	3
51	PROPHETE, D.	5-0	2	.	2
41	MUNROE, Shamar	3-0	1	1	2
49	GILLARD III, U.	2-0	1	.	1
9T	THIELE, Estin	1-0	.	1	1
37	BROOKS, Romelo	4-0	1	.	1
25	DUFFY, Aris	3-0	.	1	1
16	GAITER IV, Tony	5-1	1	.	1
52	GEORGES, D.	5-0	.	1	1
30	BORREGALES, J.	5-0	.	1	1	.	.	.	1
34	McGHEE, T.	2-0	1	.	1
43	O'GORMAN, Shawn	3-0	1	.	1
61	CONNELL, Doug	3-0	1	.	1
TM	TEAM	3-0	1-0	.	.	.
Total		5	196	183	379	24-92	9-62	5-89	15	6	3-0	3	.	.
Opponents		5	188	151	339	24-69	5-32	4-33	17	13	3-0	6	.	.