

RICE OWLS

2018 FOOTBALL

2018 SCHEDULE



GAME 8



RICE (1-6, 0-3 C-USA)

A25	Prairie View A&M	ESPN+	W, 31-28
S1	Houston	CBSSN	L, 27-45
S8	at Hawaii	STADIUM APP	L, 29-43
S22	at Southern Miss *	ESPN+	L, 22-40
S29	at Wake Forest	ACC RSN	L, 24-56
O6	UTSA *	ESPN3	L, 3-20
O13	UAB *	ESPN+	L, 0-42
O20	at FIU *	ESPN+	6:30 p.m.
O27	at North Texas *	ESPN+	3 p.m.
N3	UTEP *	ESPN3	2:30 p.m.
N10	at Louisiana Tech	ESPN+	6 p.m.
N17	at LSU	TBA	TBA
N24	Old Dominion *	ESPN+	12 p.m.

* Conference Game All times Central

RICE (1-6, 0-3 C-USA)

AT

FIU (4-2, 2-0 C-USA)

OCT. 20, 2018 / 6:30 P.M. / MIAMI, FLA.

RICCARDO SILVA STADIUM (20,000)

TV: ESPN+

(Play-By-Play: AJ Ricketts; Analyst: Kenny Kelly)

RADIO: SPORTSMAP 94.1

(Play-By-Play: J.P. Heath, Analyst: Nate Griffin, Sideline: Matt Pedersen)

RICE ATHLETIC COMMUNICATIONS

Twitter

@RiceFootball | @RiceAthletics

Facebook

Facebook.com/RiceOwlsFootball

Football Contact | Chuck Pool

Office Number | 713-348-5775

Cell Number | 832-244-6476

Email | cpool@rice.edu

Athletic Comms. Fax | 713-348-6019

Rice Stadium Press Box | 713-348-5638

Online | RiceOwls.com

TABLE OF CONTENTS

Depth Chart.....	2	Career Stats.....	14
Game Notes.....	4	Career Highs.....	16
Records.....	6	HC Mike Bloomgren.....	17
Dunlevie Endowment.....	8	Scoring Drives.....	19
Owls in the NFL.....	9	Player Notes.....	20
Starters.....	10	Superlatives.....	22
Trevor Cobb.....	10	2018 Stats.....	24
The Last Time.....	11	2018 Box Scores.....	38
Roster.....	12		

#SetTheExpectati



WWW.BRENDATRACY.COM



RICE

2018 Record:.....	1-6
2018 C-USA Record:.....	0-3
Dunlevie Family Head Coach:.....	Mike Bloomgren
Record at Rice:.....	1-6 (1st)
Career Record:.....	1-6 (1st)
Bloomgren vs. FIU:.....	0-0

STAT LEADERS

RUSHING: Austin Walter
96 ATT., 471 YDS, 4 TD, 4.9 YPC, 67.3 YPG

PASSING: Shawn Stankavage
99 CMP, 174 ATT., 1,011 YDS, 9 TDS/7 INTS, 144.4 YPG

RECEIVING: Austin Trammell
32 REC., 327 YDS, 1 TD, 10.2 YPC, 46.7 YPG

TACKLES: Dylan Silcox
35 TKLS; 1.0 SACK; 3.0 TFL, 1 FR

FIU

2018 Record:.....	4-2
2018 C-USA Record:.....	2-0
Head Coach :.....	Butch Davis
Record at FIU:.....	12-7 (2nd)
Career Record:.....	90-49 (12th)
Davis vs. Rice:.....	1-0

STAT LEADERS

RUSHING: Napoleon Maxwell
63 ATT., 302 YDS, 3 TDS, 4.8 YPC, 50.3 YPG

PASSING: James Morgan
92 CMP, 144 ATT., 1,368 YDS, 14 TDS/4 INTS, 228.0 YPG

RECEIVING: CJ Worton
20 REC., 459 YDS, 5 TDS, 23.0 YPC, 76.5 YPG

TACKLES: Sage Lewis
70 TKLS; 1.5 TFL; 4 PBU

INSIDE THE SERIES

- This is third meeting in the series with the schools having split the first two, each winning at the other's home field.
- Rice won the initial meeting, 31-17, in Miami in 2014 while the Panthers held on for a 13-7 win at Rice Stadium last year.
- Zach Patt earned the Nagurski Award National Defensive Player of the Week after registering five sacks in the Owls win in 2014.
- Rice saw its hopes for a late rally last year end at the FIU nine Jackson Tyner's pass was knocked down as time expired.
- This will be the Owls sixth game in South Florida and Rice is 4-1 all-time in games played in the area, having played five different teams in the previous games.
- Rice defeated No. 8 Tennessee 8-0 in the 1947 Orange Bowl in its first game in South Florida... The Owls defeated Florida 10-0 in a game played at Orange Bowl Stadium in 1960... Rice dropped a 38-3 decision to No. 16 Miami at the Orange Bowl in 1984 and defeated FIU in 2014 and FAU 27-26 in 2015 in the Owls most recent trips to the Sunshine State. The Owls were 1-1 in two games with UCF in Orlando.

UAB WEEK DEPTH CHART

OFFENSE

TE (Y)	82 Jaeger Bull (6-4, 226, Fr-RS)
	7 Jordan Myers (6-2, 217, So-1L)
LT	77 Uzoma Osuji (6-6, 300, So-Sq)
	78 Jake Syptak (6-5, 270, Fr-HS)
LG	66 Jack Greene (6-4, 318, So-1L)
	60 Crockett Mokry (6-4, 302, So-Sq)
C	58 Shea Baker (6-1, 289, Fr-RS)
	53 Cole Elms (6-2, 260, So-Sq)
RG	79 Joseph Dill (6-4, 324, Jr-1L)
	50 Corbin Smith (6-4, 335, Fr-RS)
RT	76 Sam Pierce (6-6, 295, Sr-3L)
	63 Brandt Peterson (6-6, 277, Fr-RS)
QB	3 Shawn Stankavage (6-2, 201, Sr-TR)
	14 Jackson Tyner (6-5, 251, Jr-2L)
or	19 Evan Marshman (5-11, 202, Fr-RS)
HB	33 Emmanuel Esukpa (5-11.5, 232, Jr-2L)
	2 Austin Walter (5-8, 202, Sr-3L)
	1 Aston Walter (5-8, 209, Sr-3L)
FB	35 Will Phillips (6-4, 251 So-1L)
	45 Giovanni Gentosi (6-2, 247, Gr-TR)
WR (F)	10 Austin Trammell (5-10, 182, So-1L)
	83 Rhett Cardwell (6-1, 198, Fr-RS)
WR (Z)	10 Austin Trammell (5-10, 182, So-1L)
	83 Rhett Cardwell (6-1, 198, Fr-RS)
WR (X)	28 Aaron Cephus (6-4, 200, So-RS)
	12 Austin Conrad (5-11, 185, Fr-RS)

DEFENSE

DT	95 Roe Wilkins (6-3, 260, Jr-2L)
	93 Parker Hanusa (6-4, 262, Sr-3L)
NT	96 Zach Abercumbia (6-2, 286, Jr-2L)
	52 JaVante Hubbard (6-2, 248, So-RS)
DT	99 Myles Adams (6-2, 268, Jr-2L)
	92 Elijah Garcia (6-5, 296, So-1L)
OLB/RUSH	94 Graysen Schantz (6-3, 242, GS-3L)
	40 Brady Wright (6-3, 252, Sr-2L)
OLB/SAM	33 Anthony Ekpe (6-0, 231, So-1L)
	17 Treshawn Chamberlain (5-10, 208, Fr-HS)
ILB/WILL	8 Dylan Silcox (6-2, 217, So-1L)
	55 Blaze Alldredge (6-2, 217, So-TR)
ILB/MIKE	31 Martin Nwakamma (6-1, 218, Sr-3L)
	15 Antonio Montero (6-0, 216, Fr-HS)
FS	20 George Nyakwol (6-0, 184, So-1L)
	5 Dasharm Newsome (6-1, 191, So-Sq)
SS	29 Houston Robert (6-0, 188, So-1L)
	9 Jorian Clark (5-10, 195, Sr-3L)
RCB	3 Brandon Douglas-Dotson (5-9 1/2, 177, Sr-2L)
or	18 TyRae Thornton (5-10, 182, Fr-RS)
LCB	7 Justin Bickham (6-1, 196, Jr-1L)
	13 Collin Whitaker (5-10, 197, So-RS)
or	16 Josh Cummings (5-9 1/2, 189, Jr-2L)
DIME	4 Prudy Calderon (5-11, 205, Fr-HS)
	9 Jorian Clark (5-10, 195, Sr-3L)

SPECIAL TEAMS

PK	2 Jack Fox (6-1 1/2, 224, Sr-3L)
	18 Haden Tobola (6-1, 187, Sr-2L)
P	2 Jack Fox (6-1 1/2, 224, Sr-3L)
	86 Chris Barnes (6-1, 250, Jr-Sq)
LS	36 Campbell Riddle (6-2, 224, Fr-HS)
	39 Clayton Malcomb (6-0, 222, Sr-2L)
PR	10 Austin Trammell (5-10, 182, So-1L)
	7 Jordan Myers (6-2, 217, So-1L)
KR	10 Austin Trammell (5-10, 182, So-1L)
	2 Austin Walter (5-8, 202, Sr-3L)

PRONUNCIATIONS

No	Name	Pronunciation
96	Zach Abercumbia	Aber-crumb-bee-uh
6	Ja'Quez Battley	Jah-kez
82	Jaegar Bull	Jay-ger
4	Prudy Calderon	Proo-dee
28	Aaron Cephus	See-fus
17	Treshawn Chamberlain	Tra-shawn
22	Lawrence Cimino	Cha-me-no
20	Jorian Clark	Jor-ree-an
33	Anthony Ekpe	Ek-pay
14	Ikenna Enechukwu	Eye-ken-ah Inn-e-chu-ku
25	Nahshon Ellerbe	El-er-bee
33	Emmanuel Esukpa	Uh-soup-ah
45	Giovanni Gentosi	Jee-oh-va-nay Gen-toe-see
4	Sam Glaesmann	Glaze-man
93	Parker Hanusa	Hah-new-sa
52	JaVante Hubbard	Ja-von-tay
60	Crocket Mokry	Moe-cree
5	Dasharm Newsom	Dah-sharm
31	Martin Nwakamma	Wa-kah-ma
20	George Nyakwol	Nie-ah-kwall
43	Kenneth Orji	Oar-gee
77	Uzoma Osuji	Oo-zoe-ma Oh-soo-gee
21	Juma Otoviano	Ju-mah Oh-toe-vee-ah-no
44	Kebreyun Page	Key-bron
88	August Pitre III	Peet
29	Houston Robert	Roe-bear
98	Trey Schuman	Shoo-man
3	Shawn Stankavage	Stan-CAV-ij
18	Tyrae Thornton	Tie-ray
18	Haden Tobola	Ta-bowl-ah

GAME DAY ASSIGNMENTS

PRESS BOX



Jerry Mack
Offensive Coord./
Wide Receivers



Bill Best
Tight Ends



Gerard Wilcher
Cornerbacks



Pete Lembo
Assoc. HC/
Special Teams
Coord.



Brian Smith
Def. Coord./
Safeties



Joe Ashfield
Offensive Line



Cedric Calhoun
Defensive Line



Robbie Picazo
Quarterbacks



Drew Svoboda
Running Backs



Scott Vestal
Linebackers

FIELD

GAME 8: FIU



2018 STATISTICAL RANKINGS

Category	RICE			FIU		
	Actual	FBS Rank	C-USA	Actual	FBS Rank	C-USA
Rushing Offense	157.9	84	6	165.8	74	3
Passing Offense	173.9	110	12	256.3	43	5
Total Offense	331.7	119	12	422.2	52	4
Scoring Offense	19.4	122	11	35.8	32	2
Rushing Defense	173.0	82	9	185.3	96	11
Pass Efficiency Defense	183.61	128	14	130.47	63	7
Total Defense	440.3	104	12	397.2	77	10
Scoring Defense	39.1	120	13	23.8	48	5
Net Punting	40.13	8	1	37.32	75	7
Punt Returns	5.00	108	12	23.57	4	1
Kickoff Returns	27.54	8	1	18.79	95	13
Turnover Margin	-0.71	111	13	0.33	45	4
Pass Defense	267.3	107	11	211.8	50	5
Passing Efficiency	107.91	119	12	165.09	12	1
Sacks pg	1.29	113	12	1.67	90	7
Tackles For Loss	4.1	118	14	4.7	113	12
Sacks Allowed	1.71	50	5	1.00	14	3
Fumbles Recovered	5	39	5	3	79	9
Fumbles Lost	5	79	6	3	28	3
Passes Intercepted	3	107	13	6	41	2
Interceptions Thrown	8	107	12	4	38	4
Turnovers Gained	8	85	9	9	68	7
Turnovers Lost	13	105	11	7	29	2
Fewest Penalties pg	5.14	28	6	4.83	18	4
Fewest Yards Penalized pg	44.57	26	6	43.17	20	5
Punt Return Yardage Defense	10.38	92	8	13.56	110	11
Kickoff Return Yardage Defense	15.82	11	2	21.36	77	5
3rd Down Conversions	.325	118	13	.434	35	4
4th Down Conversions	.529	66	9	.800	8	2
3rd Down Conv. Defense	.346	39	4	.425	102	12
4th Down Conv. Defense	.375	28	4	.667	102	11
Red Zone Offense	.850	61	7	.737	119	13
Red Zone Defense	.885	100	9	.808	53	4
First Downs	116	103	11	125	87	7
Time of Possession	34:20	8	2	29:41	71	8

CONFERENCE USA 2018 STANDINGS

East Division	C-USA			Overall		
	W	L	Pct.	W	L	Pct.
FIU	2	0	1.000	4	2	.667
Middle Tennessee	2	1	.667	3	3	.500
Marshall	2	1	.667	4	2	.667
Charlotte	2	1	.667	3	3	.500
Florida Atlantic	1	1	.500	3	3	.500
WKU	0	2	.000	1	5	.167
Old Dominion	0	4	.000	1	6	.143

West Division	C-USA			Overall		
	W	L	Pct.	W	L	Pct.
UAB	3	0	1.000	5	1	.833
North Texas	2	1	.667	6	1	.857
Louisiana Tech	2	1	.667	4	2	.667
UTSA	2	1	.667	3	4	.429
Southern Miss	1	1	.500	2	3	.400
Rice	0	3	.000	1	6	.143
UTEP	0	2	.000	0	6	.000

UPCOMING SCHEDULE (ALL TIMES CT)

Saturday, October 20

FAU at Marshall (CBSSN/FB) 1:30 pm
 Charlotte at Middle Tennessee (ESPN3) 2 pm
 UTEP at Louisiana Tech (ESPN+) 2:30 pm
 UTSA at Southern Miss (ESPN+) 6 pm
 Rice at FIU (ESPN+) 6:30 pm
 North Texas at UAB (beIN) 6:30 pm
 Old Dominion at WKU (ESPN+) 6:30 pm

RICE'S RECORD WHEN ...

Overall	1-6	Opponent controls time of possession	0-1
Conference USA	0-3	Leading after first quarter	1-1
Non-Conference	1-3	Trailing after first quarter	0-5
Home	1-3	Tied after first quarter	0-0
Away	0-3	Leading at halftime	0-1
Neutral Site	0-0	Trailing at halftime	1-5
Current Streak	L6	Tied at halftime	0-0
Current Home Streak	L3	Leading after third quarter	0-0
Current Road Streak	L8	Trailing after third quarter	1-6
Day Games	0-3	Overtime	0-0
Night Games	1-3	Scoring less than 20 points	0-2
On Television	1-6	Scoring 20-29 points	0-4
beIN Sports	0-0	Scoring 30 or more points	1-0
CBS Sports Network	0-1	Allowing less than 20 points	0-0
ESPN3	0-1	Allowing 20-29 points	1-1
ESPN+	1-2	Allowing 30 or more points	0-5
Fox Sports	0-1	With a 100-yard rusher	1-2
Stadium	0-1	Allowing a 100-yard rusher	0-1
In August	1-0	With a 300-yard passer	0-1
In September	0-4	Allowing a 300-yard passer	0-2
In October	0-2	Outgaining opponent	1-1
In November	0-0	Opponent outgains	0-5
In December	0-0	300 or more yards of total offense	1-3
vs. Top 25 Teams (AP)	0-0	Allowing 300 or more yards total offense	0-5
vs. Unranked Opponents	1-6	No turnovers	1-0
On Natural Grass	0-0	One to three turnovers	0-5
On Artificial Turf	1-6	More than three turnovers	0-1
Scoring first	1-0	No takeaways	0-2
Opponent scores first	0-6	One to three takeaways	1-4
Scoring on opening drive	1-0	Committing fewer turnovers	1-2
Opponent scores on opening drive	0-3	Turnovers are equal	0-0
Controlling time of possession	1-5	Committing more turnovers	0-3

RICE QUICK FACTS

Location | **Houston, Texas 77005**
 Founded | **1891**
 Enrollment | **6,628**
 Nickname | **Owls**
 Mascot | **Sammy the Owl**
 Colors | **Blue (281c) and Gray (424c)**
 Conference | **Conference USA**
 Stadium | **Rice Stadium (47,000)**
 Playing Surface | **AstroTurf 3D60H**
 President | **David Leebron (Harvard, '76)**
 Athletics Director | **Joe Karlgaard (Stanford, '96)**
 Rice Athletics Phone Number | **713-348-6920**
 Rice Football Phone Number | **713-348-6900**
 Ticket Office Phone Number | **713-348-OWLS**

2018 TEAM INFORMATION

Starters Returning/Lost | 12/12
Offense | 5/6
Defense | 5/6
Specialists | 2/0
Lettermen Returning/Lost | 47/29
Offense | 19/11
Defense | 23/18
Specialists | 5/0



The 2018 Rice Football season is dedicated to Blain Padgett, who passed away on March 2.

His name will remain alongside his teammates on our roster and his spirit and passion for the game of football will be a constant source of inspiration each and every day to the Rice Football family.

COACHES SCOUT TEAM PLAYERS OF THE WEEK

Opponent	Offensive	Defensive	Special Teams
Prairie View A&M	Green	Battley	Page
Houston	Otoviano	Thompson	Hart
at Hawaii	Boudreaux	Battley	Sams
at Southern Miss	Garcia	Enechuckwu	Grams
at Wake Forest	Boudreaux	Page	Cardwell
UTSA	French	Hubbard	Sams
UAB	Towns	Sams	White
at FIU			
at North Texas			
UTEP			
at Louisiana Tech			
at LSU			
Old Dominion			

BACK ON THE ROAD

Rice returns to the road for the next two weeks, with game at FIU on Saturday and at North Texas the following week. The Owls will celebrate Homecoming in the truest sense of the word when they return to Rice Stadium on November 3 to host UTEP.

C-USA

Rice is 47-60 (.439) in Conference USA since joining the league in 2005. Rice has an overall mark of 28-25 in Conference USA at Rice Stadium and 0-1 at Reliant Stadium, 19-34 on the road.

YOUTHFUL

Offensive tackle Jake Syptak made his starting debut on Saturday vs. UAB and he was one of four true freshmen to start against the Blazers (linebackers Antonio Montero and Treshawn Chamberlain and safety Prudy Calderon). Calderon led the Owls with six tackles as well as his first interception and eight of top nine tacklers last Saturday were either sophomores or freshmen.

WITH A WIN ON SATURDAY

With a win on Saturday, Mike Bloomgren would pick up his first coaching win in Conference USA and Rice would register its first win in its last 17 games vs. FBS opponents and its last 11 C-USA games.

150 CLUB

Austin Walter became the third running back on the 2018 roster to rush for more than 150 yards in a game (second this year) when he dashed his way to 165 yards at Wake Forest. Emmanuel Esukpa ran for 173 against Prairie View in the opener and Nahshon Ellerbe finished with 153 yards last year against Southern Miss. Walter's total was the best effort on the ground in a road game since Charles Ross rushed for 167 at New Mexico State in 2013.

STARTING WITH THE COIN TOSS IN 2018

Opponent	Captain	Captain	Captain	Coin Toss	Kick/Receive	First Offensive Possession	First Defensive Possession	Jersey	Pants	Outcome
Prairie View A&M	Abercumbia	Fox	Pierce	Rice	Kick	Touchdown	Punt	Blue	White	W, 31-28
Houston	Abercumbia	Fox	Pierce	Rice	Kick	Punt	Field Goal	Blue	White	L, 27-45
at Hawaii	Abercumbia	Fox	Pierce	Rice	Receive	Punt	Touchdown	White	White	L, 29-43
at Southern Miss	Abercumbia	Fox	Pierce	Rice	Kick	Punt	Turnover on Downs	White	White	L, 22-40
at Wake Forest	Abercumbia	Fox	Pierce	Rice	Kick	Punt	Punt	White	Blue	L, 24-56
UTSA	Abercumbia	Fox	Pierce	Rice	Kick	Punt	Punt	Gray	Gray	L, 20-3
UAB	Abercumbia	Fox	Pierce	Rice	Kick	Punt	Touchdown	Blue	Blue	L, 0-42
at FIU										
at North Texas										
UTEP										
at Louisiana Tech										
at LSU										
Old Dominion										

GAME 8: FIU



ALL PURPOSE AUSTIN

With his 70 yards receiving vs. UTSA, Austin Walter joined 2018 NFF Hall of Fame Inductee Trevor Cobb as the only Rice Owls to have at least 1,500 yards rushing, 500 yards receiving and 1,000 yards in kick returns. Cobb, who won the 1991 Doak Walker Award, ran for 4,948, caught passes for 892 and added 672 yards in kick returns to finish with a school record 6,512 all-purpose yards. Walter is second in the nation in all-purpose yards (1,197, third in APY yards per game (171.0) fourth in kickoff return yards (451), sixth in KOR yards per game (64.4) and 11th with an average of 28.2. Each of his totals lead C-USA. Walter has topped 200 all-purpose yards in three of the last four games and his 1,197 yards this year are a career best. He has moved into 5th on the Owls career list with 3,712.

RAY'S 8 X 3

Ray Guy candidate Jack Fox has been recognized by the award three times this year as one of Ray's 8. Each week during the season, the Augusta Sports Council releases a list of eight punters on Monday who are candidates for the awards punter of the week accolade. Fox was recognized for his efforts against Houston and Hawai'i and again for his work vs. UTSA when he averaged 45.8 yards on six punts, two for better than 50 yards and placed four of six inside the Roadrunners 20, three of them inside the 10. His efforts last week vs. UAB were noteworthy as well. He set a C-USA record by amassing 588 punting yards on 12 punts which tied both the conference and school records. He had a pair of punts of 60 yards or better, including a career-best 70 yard effort and had six of at least 50 yards. His 588 yards are the most in the nation this year and the most in a game since Michael Cintron of Rutgers had 603 yards on 16 punts vs. Michigan on 10/6/16... Hugh Keeney punted 13 times for Rice in the 1947 Orange Bowl win over Tennessee, but bowl stats were not included in school records or included in official NCAA stats at that time. Fox leads C-USA with a 45.7 yard average and with 16 punts of 50 yards or longer. He ranks 9th nationally with a 45.7 average and his effort on Sunday increase his career average to 43.1, edging him in front of Kyle Martens' school career mark of 43.0. Fox's 16 punts of 50+ are one shy of his career high of 17 set last year.

DOWNED DEEP

In addition to his 16 punts of better than 50 yards this year, Jack Fox has placed 16 of his 44 punts inside the 20 this year (second in C-USA) with 11 of them being downed inside the 10.

TAKING CONTROL

In the opener vs. PVAMU, Fox pinned the Panthers deep in the second half with four punts inside the 10 in the second half to set the stage for the Owls rally. His career-best, 63-yard punt to the seven set the stage for a sack and forced fumble that led to a touchdown four plays later to cut the Panther lead to 28-26. Rice tied it moments later on a safety after an errant snap on a Prairie View punt, but saw its first attempt to take the lead stall at the Panther 39. Fox's punt was downed at the two, and after a three-and-out, Rice took over with 4:28 left and moved into position for Fox to kick the game winner. He averaged 49.2 (net of 45.2) on five punts vs. Houston, including three of better than 50 yards. His 55-yard boot midway through the second quarter vs. Houston was muffed and recovered by true freshman deep snapper Campbell Riddle at the eight to set up the Owls second touchdown to give them a 17-9 lead.

RAMPING UP THE RETURNS

Austin Walter and Austin Trammell are both averaging over 28 yards per kick return this year, with Walter leading C-USA with a 28.2 average on 12 returns and Trammel averaging 29.2 on nine returns but is three shy of the minimum to appear in the C-USA stats. Walter ranks third on the Rice career chart with 1,508 yards and is 176 away from moving past Quantis Roper into second. Trammel, who earned second team All Conference USA honors as a kick returner as a freshman, as returned 26 kicks in his career for 595 yards (22.9).

DEFENSE STEPS UP

Rice held UTSA to 178 yards on 10/6 and only 101 over the final three quarters. It was the lowest total by an Owl defense since they limited Tulane to just 123 in 2013 and was the second-lowest total by a C-USA team this year (UTEP was held to 134 yards at Tennessee on September 15). After throwing for 187 yards last week vs. UTEP, the Roadrunners were held to just 43 yards through the air, the fewest yards passing allowed by the Owls since they joined C-USA in 2005. Junior co-captain Zach Abercumbia was credited with a career-best nine tackles, including a pair for loss and a pair of quarterback hurries. Justin Bickham matched his career-high with three pass breakups, part of seven on the night for the Owls.

100-YARD RUSHING GAMES

#33 RB Emmanuel Esukpa (2)	173 vs. Prairie View A&M 104 at Hawai'i	Aug. 25, 2018 Sept. 8, 2018
#2 RB Austin Walter (2)	165 at Wale Forest 107 vs. Wagner	Sept. 29, 2018 Sept. 5, 2015
#25 RB Nahshon Ellerbe (1)	153 vs. Southern Miss	Nov. 11, 2017

100-YARD RECEIVING GAMES

#28 WR Aaron Cephus (2)	105 at UTSA 100 at UAB	Oct. 21, 2017 Nov. 4, 2017
--------------------------------	---------------------------	-------------------------------

10+ TACKLE GAMES

#8 LB Dylan Silcox (1)	11 vs. Houston	Sept. 1, 2018
#29 SAF Houston Robert (1)	15 vs. Southern Miss	Nov. 11, 2017

C-USA STATISTICAL LEADERS

RECEPTIONS PER GAME

Year	Player	G	Rec.	Yards	TD	RPG
2008	James Casey	13	111	1,329	13	8.54

SCORING

Year	Player	G	TD	XPT	FG	Pts.	PPG
2008	Jarett Dillard	13	20	0	0	120	9.2

PUNTING

Year	Player	G	Att.	Yards	Avg.
2017	Jack Fox	12	57	2,520	44.2
2010	Kyle Martens	12	52	2,391	46.0

FIELD GOALS

Year	Player	G	FG	FGA	Pct.	FG/G
2012	Chris Boswell	14	23	29	79.3	1.77

INTERCEPTIONS

Year	Player	G	Int.	Yards	TD	IPG
2011	Bryce Callahan	12	6	25	0	0.50

QUARTERBACK SACKS

Year	Player	G	UA	Ast.	Total
2017	Brian Womac	12	10	0	10

HALL OF FAME OWLS

(by year of induction)

John Heisman	(Inducted 1954)
Weldon Humble	(Inducted 1961)
Froggy Williams	(Inducted 1965)
Jess Neely	(Inducted 1971)
Bill Wallace	(Inducted 1978)
Dicky Maegle	(Inducted 1979)
Buddy Dial	(Inducted 1993)
Tommy Kramer	(Inducted 2012)
Trevor Cobb	(inducted December 4)

CHARTING THE RECORD BOOK

RUSHING YARDS

CAREER

1	Trevor Cobb (1989-92)	4,948
13	Spencer George (1993-96)	1,790
14	Dicky Meagle (1952-54)	1,773
15	Chase Clement (2005-08)	1,741
16	Ed Bailey (2001-04)	1,700
17	Stahle Vincent (1969-71)	1,675
18	Austin Walter (2015-pres)	1,651

RUSHING YARDS PER CARRY

CAREER

1	Dicky Meagle (1952-54)	6.6
2	Todd Jones (1984-87)	6.2
3	Anthony Griffin (1997-2000)	5.9
	Quinton Smith (2003-06)	5.9
5	Michael Perry (1995-98)	5.8
6	Leroy Bradley (1998-2001)	5.6
7	Charles Ross (2009-13)	5.5
8	Austin Walter (2015-pres)	5.4

KICKOFF RETURNS

CAREER

1	Michael Perry (1995-98)	109
2	Quentis Roper (1985-88)	73
3	Austin Walter (2015-pres)	69

KICKOFF RETURN YARDAGE

CAREER

1	Michael Perry (1995-98)	2,366
2	Quentis Roper (1985-88)	1,683
3	Austin Walter (2015-pres)	1,508

ALL-PURPOSE YARDS

CAREER

1	Trevor Cobb (1989-92)	6,512
2	Michael Perry (1995-98)	5,582
3	Jarett Dillard (2005-08)	4,169
4	Charles Ross (2009-13)	3,772
5	Austin Walter (2015-pres)	3,712

PUNTING AVERAGE

CAREER

1	Jack Fox (2015-)	43.1
2	Kyle Martens (2008-11)	43.0
3	James Farrimond (2012-15)	42.4

FIELD GOALS MADE

CAREER

1	Chris Boswell (2010-13)	65
2	James Hamrick (1983-85)	33
3	Mark Williams (1970-72)	30
4	Clark Fangmeier (2006-09)	28
5	Derek Crabtree (1998-2001)	27
6	Clint Parsons (1987-90)	24
7	Brennan Landry (2002-05)	22
8	Haden Tobola (2015-)	20

ELLERBEE MAKES NINE

2017 co-captain and leading tackler Emmanuel Ellerbee made his NFL debut on Sunday for the Los Angeles Chargers in their win over San Francisco, becoming the eight former Owl to play in the league this year and the ninth on NFL rosters with game experience. Ellerbee joins Chris Boswell, Bryce Callahan, Phillip Gaines, Vance McDonald, Andrew Sendejo and Luke Willson on active rosters while Jordan Taylor will open the year on the PUP list. Five of the nine were draft picks, while Boswell, Callahan, Ellerbee, Taylor and Womac earned a shot in the league as undrafted free agents. Rice had a record nine players active in the league in 2015. The Owls also had nine playing between the NFL and AFL in 1961 and also had nine between the NFL and the All American Football Conference in 1948.

NINE IN THE NFL

Rice ranks third among C-USA schools with nine players on current NFL rosters who have played at least one game in the league.

Southern Miss	14
LA Tech	11
Rice	9
FAU	8
Marshall	6
MTSU	6
WKU	6
UAB	4
FIU	3
UTEP	3
North Texas	3
UTSA	3
ODU	1
Charlotte	1

BOZ STANDS ALONE

With his six points on vs. Baltimore on 9/30 Chris Boswell became Rice's career scoring leader in the NFL. Now in his fifth season with Pittsburgh, Boswell has scored 385 points in his career (49 games) surpassing Bill Howton, who scored 366 points on 61 touchdowns over 12 seasons with Green Bay, Cleveland and Dallas. Boswell's 366 points are six more than he scored in 51 career games at Rice, where he ranks second all-time behind Jarett Dillard (360).

IN THE LEAGUE-II

Of the nine Rice products who are on NFL rosters this season, Chris Boswell was the only of those who came to Rice with more than two stars by any recruiting service (three stars by Rivals).

STARTING STRONG

Emmanuel Esupka made his second career start a memorable affair, rushing for the most yards in a season opener since 2018 College Football Hall of Fame inductee Trevor Cobb opened an

eventual Doak Walker Award winning season. Esupka's 173 yards were the most in an opener since Cobb gashed Northwestern for 197 yards in Evanston, Illinois on September 14, 1991. Cobb, who was honored with his NFF Hall of Fame On-Campus Salute during the Houston game, went on to set a school record with 1,692 yards and became the second winner of the Walker Award. Esupka's total was the most yards rushing by an Owl in any game since Sam McGuffie totaled 178 at Tulsa in 2010. Esupka's 395 yards in the first four games were the most by an Owl since Cobb opened the 1992 season by rushing for 456 through four games.

OPENING QB

Shawn Stankavage became Rice's fourth different starter at quarterback to open a season when he took the first snaps vs. Prairie View. 2017 starter Sam Glaesmann was moved to wide receiver during training camp. Prior to Glaesmann's debut last year vs. Stanford, Tyler Stehling took the first snaps in 2016 after backing up Driphus Jackson for the previous two years. The last time the Owls have had different starting QBs in four consecutive season openers was 2003-06 (Kyle Herm, Greg Henderson, Joel Armstrong and Chase Clement).

20 YEARS +

When Sam McGuffie returned a blocked field goal for a touchdown at Tulsa on 10/20/12, it technically broke a streak of 172 game since Rice had returned a punt for a score. But it's worth noting that the last unblocked punt returned for a score by an Owl came on 11/8/97 when LaDouphyous McCalla took one 84 yards for a score against TCU. That stretch now stands at (242 games).

FIRST TIME STARTERS

16 Owls have made their first career starts in the first seven games of the year, including seven vs. Prairie View in the opener (C Shea Baker, TE Jaegar Bull, DT Elijah Garcia, G Jack Green, CB George Nyakwol, QB Shawn Stankavage and WR Austin Trammell). Tyrae Thornton made his first career start vs. Houston while Gio Gentosi made his Rice starting debut in the same game. Myles Adams earned his first career start at Hawai'i. Rhett Cardwell and Blaise Alldredge made their starting debuts at USM. Antonio Montero and Brendan Harmon became the first true freshmen to earn starts by opening the game at Wake Forest. Treshawn Chamberlain and Prudy Calderon earned their first starts vs. UTSA. Jake Syptak earned his first career start vs. UAB. Baker, Bull and Greene each started in their collegiate debuts.

2018 CAPTAINS

A pair of seniors, offensive tackle Sam Pierce and kicker Jack Fox, along with junior defensive tackle Zach Abercumbia were selected by their teammates to serve as captains for the Owls in 2018.

GAME 8: FIU



DEBUTS

In addition to Baker, Bull and Greene, 11 other Owls made their collegiate debuts in the season opener (DB Prudy Calderon, WR Rhett Cardwell, CB Treshawn Chamberlain, FB Jacob Doddridge, C Cole Elms, WR Brendan Harmon, LB Antonio Montero, RB Juma Otoviano, OT Jake Syptak and DB Tyrae Thornton). Evan Marshman made his debut vs. Hawai'i. Brandt Peterson appeared for the first time at USM. Seven are true freshmen (Calderon, Chamberlain, Doddridge, Harmon, Montero, Otoviano and Syptak).

EARLY BIRDS

This is the third consecutive year in which Rice kicked off the C-USA football season. They opened the league season last year when they met Stanford in the Sydney Cup on August 26 and shared opening day honors with Charlotte and WKU by facing the Hilltoppers on September 1, 2016. The Owls also shared opening honors with UCF in 2012 when Rice hosted UCLA at Rice Stadium on August 30 and opened the schedule in 2008 by hosting SMU on August 29th.

WALK-ON REWARDS

At his preview press conference prior to the opener, Mike Bloomgren announced that five players who began their careers as walk-ons (Chris Barnes, Rex Cardwell, Lawrence Cimino, Cole Elms, and Dylan James) have been placed on scholarships.

HONORS PARADE

Punter Jack Fox headed into 2018 as Rice's top candidate for postseason honors. Fox was named to the All-Conference USA preseason team in a vote of the league's coaches and was also named to *Dave Campbell's Texas Football All-Texas College* preseason team. Fox returns this year after a late charge allowed him to lead conference in punting with a 44.2 average (57/2520) which ranked 15th nationally. After averaging just 37.8 on four punts at UAB, Fox averaged 48.3 over the last three games, booting six of 10 for better than 50 yards. He took over the conference lead on the final weekend of the season after averaging 50.2 on four punts vs. North Texas. He was a second-team All-Conference USA selection by league coaches and third team by Phil Steele. His 50.2 effort vs. North Texas ranks fourth on the Rice single game chart while his 44.2 season mark last year tied Mark Brundage (2009) for fifth on the season chart. He carries a 42.2 career average into his senior year, which would rank third on the Rice career list behind 2010 AFCA All-America Kyle Martens (43.0) and James Farrimond (42.4).

EXPANDED SEARCH

Mike Bloomgren and staff have initiated a national recruiting search that found immediate results in the Owls incoming class for 2018. The Owls signed high school players from seven states (California, Florida, Louisiana, Minnesota, Missouri, New York and South Carolina), the most states represented since 2003, and added graduate transfers from Arizona (by way of Florida), California and North Carolina (by way of Tennessee). Lineman Derek Ferraro (Iona Prep, New Rochelle, NY) is first Rice scholarship player from New York since 1974, linebacker Treshawn Chamberlain (Emerald HS, Greenwood, SC) is the first signee from South Carolina since 1994 and running back Antonio Faaeteete is the first California prep signee since 1998.

EXPLOSIVE DEBUT

Wide receiver Aaron Cephus led in the nation as a freshman in yards per reception while etching his name in the Rice record book. Cephus averaged 24.9 yards per reception (25 for 622 yards and five touchdowns). His 622 yards broke the Rice freshman mark of 585 set by James Casey in 2008 while his five TD receptions matched Jarett Dillard's 2005 total. Dillard went on to set the NCAA career record with 60 touchdown receptions. Cephus tied for third nationally with six receptions of 50 yards or longer, connecting for completions with three different quarterbacks (Sam Glaesmann 3, Miklo Smalls 2, Jackson Tyner 1). His six plays of 50+ yards were the most by an Owl since cumulative stats on long plays were first compiled in 1997. As a team, Rice had eight plays of 50 or more in 2017, the most by the Owls since then finished 2014 with 11.

NCAA Leaders Average per catch

Name	School	Rec.	Yds	Avg
1 Aaron Cephus	Rice	25	622	24.88
2 Emanuel Hall	Missouri	33	817	24.76
3 Byron Pringle	Kansas St	30	724	24.13
4 Damion Ratley	Texas A&M	30	694	23.13
5 Darius Slayton	Auburn	29	643	22.17

Receptions, 50 Yards or More

1 James Washington	Okla St	8
2 Marquies Brown	Oklahoma	7
3 Aaron Cephus	Rice	6
AJ Brown	Ole Miss	6
Keke Coutee	Texas Tech	6
Emanuel Hall	Missouri	6
Anthony Johnson	Buffalo	6

FLIPPING THE SCRIPT

After a season of sluggish starts in 2018, the Owls started fast in each of the first three games. The Owls led after the first quarter in two of the first three. They have scored 35 points in the first quarter this year after being outscored 142-17 last year. Rice had not held the lead in consecutive first quarters since 2015 when the Owls lead FAU 14-7 and Army 14-0.

CAREER GAMES/STARTED

Player	'13	'14	'15	'16	'17	'18	Total	
DT Zach Abercrombia	-	-	11/0	4/4	12/12	7/7	34/23	
DL Myles Adams	-	-	-	10/0	12/0	7/4	29/4	
LB Blaze Alldredge	-	-	-	-	-	7/1	7/1	
OL Shea Baker	-	-	-	-	-	7/7	7/7	
P Chris Barnes	-	-	-	-	-	7/0	7/0	
LB Ja'Quez Battley	-	-	-	-	-	1/0	1/0	
CB Justin Bickham	-	-	12/5	-	10/8	7/7	29/20	
TE Jaegar Bull	-	-	-	-	-	7/5	7/5	
DB Prudy Calderon	-	-	-	-	-	7/2	7/2	
WR Rhett Cardwell	-	-	-	-	-	7/3	7/3	
WR Aaron Cephus	-	-	-	-	-	11/5	7/5	18/10
LB Treshawn Chamberlain	-	-	-	-	-	7/2	7/2	
DB Lawrence Cimino	-	-	2/0	2/0	1/0	-	5/0	
CB Jorian Clark	-	-	10/0	6/0	11/3	7/2	34/5	
DB Josh Cummings	-	-	-	10/0	7/0	6/0	23/0	
OL Joseph Dill	-	-	-	4/1	8/4	7/7	19/12	
FB Jacob Doddridge	-	-	-	-	-	3/0	3/0	
CB Brandon Douglas-Dotson	-	-	11/1	11/2	12/10	6/6	40/19	
LB Anthony Ekpe	-	-	-	-	11/0	7/4	18/5	
RB Nahshon Ellerbe	-	-	-	10/0	12/4	3/0	25/4	
DB D' Angelo Ellis	-	-	-	12/3	6/4	-	18/7	
OL Cole Elms	-	-	-	-	-	6/0	6/0	
RB Emmanuel Esukpa	-	-	-	10/0	10/1	7/7	27/8	
K Jack Fox	-	-	12/0	12/0	12/0	7/0	43/0	
OL Cole Garcia	-	-	-	-	-	3/0	3/0	
DL Elijah Garcia	-	-	-	-	9/0	7/3	16/3	
FB Giovanni Gentosi	-	-	-	-	-	7/2	7/2	
WR Sam Glaesmann	-	-	-	-	6/6	1/0	7/6	
LB Garrett Grammer	-	-	-	-	11/0	3/0	14/0	
OL Jack Greene	-	-	-	-	-	7/7	7/7	
DL Parker Hanusa	-	-	10/0	12/0	12/0	7/0	41/0	
WR Brendan Harmon	-	-	-	-	-	6/1	6/1	
K Will Harrison	-	-	-	-	8/0	-	8/0	
DL JaVante Hubbard	-	-	-	-	5/0	3/0	8/0	
LB Dylan James	-	-	-	-	10/0	-	10/0	
WR Trevor Long	-	-	5/0	6/0	5/0	-	16/0	
LS Clayton Malcomb	-	-	-	3/0	7/0	-	10/0	
QB Evan Marshman	-	-	-	-	-	3/0	3/0	
OL Andrew Mike	-	-	-	-	-	2/0	2/0	
OL Crockett Mokry	-	-	-	2/1	4/3	1/0	7/4	
LB Antonio Montero	-	-	-	-	-	7/3	7/3	
WR Cam Montgomery	-	-	-	-	9/0	-	9/0	
TE Jordan Myers	-	-	-	-	10/5	6/2	16/7	
DB Dasharm Newsome	-	-	-	-	7/0	5/0	12/0	
LB Martin Nwakamma	-	-	8/0	12/0	12/10	7/4	39/14	
DB George Nyakwol	-	-	-	-	11/0	7/7	18/7	
LB Kenneth Orji	-	-	-	-	-	5/0	5/0	
OL Uzoma Osuji	-	-	-	-	3/1	7/6	10/7	
RB Juma Otoviano	-	-	-	-	-	6/0	6/0	
LB Kebreyun Page	-	-	-	-	-	3/0	3/0	
OL Brandt Peterson	-	-	-	-	-	2/0	2/0	
TE Will Phillips	-	-	-	-	12/6	7/2	19/8	
OL Sam Pierce	-	-	12/2	10/10	12/12	7/7	41/31	
DB Isaiah Richardson	-	-	-	-	4/0	-	4/0	
LS Campbell Riddle	-	-	-	-	-	7/0	7/0	
S Houston Robert	-	-	-	7/0	11/3	7/4	25/7	
FB Randall Royall	-	-	-	-	-	6/0	6/0	
DE Graysen Schantz	1/0	11/4	1/1	12/5	6/0	7/7	38/17	
DE Trey Schuman	-	-	-	-	-	7/0	7/0	
OL Clay Servin	-	-	-	-	-	1/0	1/0	
LB Dylan Silcox	-	-	-	-	6/0	5/5	11/5	
QB Shawn Stankavage	-	-	-	-	-	7/7	7/7	
OL Jake Syptak	-	-	-	-	-	5/1	5/1	
OL Matt Terrill	-	-	-	2/0	1/0	-	3/0	
DT Carl Thompson	-	-	10/0	8/6	-	-	18/6	
DB Tyrae Thornton	-	-	-	-	-	6/1	6/1	
K Haden Tobola	-	-	11/0	11/0	3/0	5/0	30/0	
WR Austin Trammell	-	-	-	-	12/3	7/7	19/10	
QB Jackson Tyner	-	-	-	5/1	7/2	3/0	15/3	
WR Aston Walter	-	-	5/0	10/2	2/0	7/0	24/2	
RB Austin Walter	-	-	12/3	12/3	12/11	7/1	43/18	
RB Collin Whitaker	-	-	-	-	4/0	2/0	6/0	
DT Roe Wilkins	-	-	-	12/4	12/9	7/7	31/20	
DE Brady Wright	-	-	12/3	12/0	12/0	7/0	43/3	

CONVERTING OPPORTUNITIES

Rice scored touchdowns after turnovers in each of the first two games, doubling their total production from last year. The Owls converted a Prairie View fumble and a Houston punt muff into 14 points. Last season, the Owls were outscored 118-7 in points off turnovers.

NEW LOOK HARKENS BACK

The Owls debuted their first alternate uniform vs. UTSA, wearing gray pants and jerseys along with a chrome version of the alternate logo (Owl head) on their white helmets. According to all available research, this marked the first time since the 1948 season the Owls wore an all-gray uniform in football. The only time the Owls wore all gray with a white helmet was in the 1947 Orange Bowl when Rice shutout Tennessee 8-0.

THE SCHEDULE

Rice will play 13 regular season games for the first time in its history, thanks to the NCAA rule allowing teams playing in Hawai'i to add a 13th game to the schedule. The Owls open with home games against Prairie View and Houston, marking the first time since 1995 that Rice has opened with back-to-back games on their home turf (UNLV and Tulane). Rice faces seven bowl teams this year, including three of five non-conference foes (Houston, LSU and Wake Forest) and four C-USA opponents (FIU, North Texas, Southern Miss and UAB. After opening with a pair at home, the Owls will not return to Rice Stadium for a month. They will travel to Hawai'i on September 8 and then have a week off. They return to action on September 22 with their C-USA opener at Southern Miss and then make their first trip to Wake Forest since 1989 on September 29 before returning to Rice Stadium on October 6 to host UTSA.

BOWL CHAMPS RETURN

In addition to celebrating Trevor Cobb's induction into the College Football Hall of Fame on September 1, Ricer recognized the 10th anniversary of the 2008 Owls. Rice won 10 games for the second time in school history that season, capturing the Mayor's Cup with win over SMU in the season opener, the Bayou Bucket with a 56-42 win over Houston to close the regular season and then the Texas Bowl with a 38-14 win over Western Michigan to pick up the first bowl win for Rice since the 1954 Cotton Bowl. After thrashing Western Michigan in the Texas Bowl, the Owls earned eight votes in the final AP poll, their first votes since 1961.

NOT HOW YOU START...

Each year, Dave Campbell's Texas Football takes a look back at the recently graduated recruiting classes of all the FBS programs in Texas to evaluate the actual impact of a class. While none of the owls last 11 recruiting classes were ranked higher than eighth in Texas in the initial rankings, each class improved its ranking after those players had completed their eligibility. Rice is the only state school to show improvement by each class over that span. In the most recent survey, the Owls 2013 class, which initially had been ranked ninth in the state was placed fifth overall with a score of 43.8, ranking ahead of Texas A&M (42.3), Texas (40.4), North Texas (40.2), Texas Tech (38.7), UTSA (43.3) Texas State (30.0), and SMU (29.7). Texas A&M and Texas were ranked first and second in the initial 2013 rankings for the class.

DIPLOMAS IN HAND

The Owls features eight graduate students on the 2018 roster, including three graduate transfers who will be making their debuts with the Owls. Defensive end Graysen Schantz was granted a sixth year of eligibility with the Owls and will be joined by cornerback Lawrence Cimino, safety Jorian Clark, defensive lineman Parker Hanusa and tight end Trevor Long join graduate transfers fullback Giovanni Gentosi (UCLA), offensive lineman Andrew Mike (Florida) quarterback Shawn Stankavage (Vanderbilt) as graduate students with the Owls this year.

CLASSROOM STANDOUTS

Fellow graduate students Jorian Clark and Parker Hanusa were among four Owls to be honored by CoSIDA as members of the Academic All District 7 team after their junior years. Clark carries a 3.35 GPA while majoring in Kinesiology and Sport Management while Hanusa sports at 3.58 GPA while majoring in Economics.

SIGNAL CALLERS EVERYWHERE

In addition to the six players listed as quarterbacks on the roster, Rice has seven other players who played quarterback for their high schools before switching to new positions in college: WR Chris Boudreaux, SAF Prudy Calderon, TE Jaeger Bull, CB D'Angelo Ellis, P Jack Fox, RB Juma Otoviano and

NCAA GSR RATES

(2007-10 Freshmen Classes)

All Student-Athletes

1. Notre Dame	98%
3. Duke, Northwestern & Stanford	97%
5. Vanderbilt	96%
6. Boston College	95%
7. Wake Forest & Central Florida	94%
9. South Carolina	93%
10. Rice , Bowling Green, Minnesota & Tulane	92%

African-American Student-Athletes

1. Duke	96%
2. South Carolina	98%
3. Northwestern, South Carolina	93%
5. Central Florida	92%
6. Rice & Miami	91%

FBS

1. Northwestern	99%
2. Northwestern	97%
3. Duke, Notre Dame & Stanford	96%
6. Wake Forest	93%
7. Central Florida	92%
8. Rice	91%

Texas (Football)

1. Rice	91%
2. Baylor & UTSA	82%
4.. North Texas	76%
5. TCU	73%
6. Texas & UTEP	71%
8. Texas State & Texas Tech	70%
10. SMU, Texas A&M	68%
11. Houston	60%

C-USA (Football)

1. Rice	91%
2. Middle Tennessee	85%
3. UTSA	82%
4. North Texas	76%
5. FAU, Southern Miss & UAB	75%
8. WKU	74%
8. Marshall	73%
9. UTEP	71%
10. ODU	70%
12. FIU	68%
13. LA Tech	67%
14. Charlotte	NA

HONORS AND AWARDS

Jack Fox

Ray Guy Award Watch List
 Ray's 8 Weekly recognition (3 times)
 Preseason All-Conference USA (Coaches)
 Athlon's First Team All-Conference USA
 Dave Campbell's Texas Football All-Texas College

Graysen Schantz

NFF Campbell Trophy Semifinalist

Austin Walter

Athlon's Third Team All-Conference USA

Roe Wilkins

Athlon's Third Team All-Conference USA

GAME 8: FIU



WR Aston Walter

GODBER GOES THIRD

Peter Godber became the second offensive lineman from Rice to be selected in the top three picks of the Canadian Football League Draft when the British Columbia Lions took him with the third overall selection in May. Godber, who started 35 games in his career at Rice, joins Scott Mitchell, who was the second overall selection by the Edmonton Eskimos in 2011.

NO BLANKINGS

Rice hasn't shut out an opponent since blanking UNLV 38-0 to open the 1995 season (278 games).

BONUS BALL

Rice is 6-5 all-time in overtime games, including a 3-3 mark on the road and a 3-2 mark at home. The Owls have won their last three road overtime games, including two in 2013. Luke Turner scored from 1-yard out to defeat UAB while Darik Dillard snared a 25-yard TD pass from Taylor McHargue at Tulsa. Darik Dillard's older brother Jarrett caught a 25-yarder at Tulsa in 2006 to start the streak of road overtime wins. Rice's first OT game came in 1998 when they beat SMU 23-17:

DATE	OPP	RESULT
9/5/98	SMU	W, 23-17
9/2/00	Houston	W, 30-27
10/20/01	Nevada	W 33-30
10/28/01	@LA Tech	L, 41-38
9/13/03	@Duke	L, 27-24
11/13/04	@UTEP	L, 35-28*
11/11/06	@Tulsa	W, 41-38
9/22/12	Marshall	L, 54-51
10/5/13	@Tulsa	W, 30-27
11/21/13	@UAB	W, 37-34
9/24/16	North Texas	L, 42-35*

*Two Overtimes

OWLS EXTEND AFCA ACHIEVEMENT STREAK

Rice and Notre Dame were each honored by the American Football Coaches Association for their continual excellence in graduating their football student athletes during the 2018 AFCA Convention in Charlotte, North Carolina in January. Both schools received honorable mention honors from the organization for the 27th time in the history of the award, the most for any school.

The Academic Achievement Award was established by the College Football Association in 1981. The award recognized the CFA-member Football Bowl Subdivision institution with the highest graduation rate among members of its football team. When the CFA disbanded in 1997, the AFCA stepped in to present the award and conduct a graduation rate survey that encompassed all members of the FBS.

DUNLEVIE FAMILY ENDOWS HEAD COACH POSITION

When Mike Bloomgren leads the Rice Owls onto the Rice Stadium turf for his first game on August 25, he will do so as the Dunlevie Family Head Football Coach, thanks to an endowed gift by Bruce '79 and Elizabeth Dunlevie.

"As lifelong fans of Rice Athletics, Elizabeth and I are thrilled to make this contribution to the football program," Dunlevie said. "We believe that Division I athletics is a fundamental aspect of a diverse college student experience, which it has been at Rice for decades. We also have the utmost respect for the discipline required of Rice's student-athletes to succeed simultaneously in the classroom and in their sport. We hope that others who feel as we do will be similarly inspired to support the vitality of Rice Athletics."

The endowment is the first for a Rice Athletics coaching position, and one of the few endowed head coaching position within the FBS (Football Bowl Subdivision) level of NCAA Football.

A founder and general partner of Benchmark Capital, Dunlevie's firm has backed some of technology's most successful startups, including eBay, Twitter, Instagram, Uber, WeWork, Snapchat, OpenTable, Yelp, and Zillow.

Dunlevie served on the Rice Board of Trustees from 2002 to 2010 and was an influential contributor to Rice's assessment of athletics in the mid-2000s. While chairing the Academic Affairs Committee, he helped shape Rice's academic priorities for the next several decades and made a significant contribution to the Call to Conversation by instilling an aspirational approach to growth, research and undergraduate education.

The Association of Rice Alumni has honored Dunlevie twice – in 2001 he received a Laureates Distinguished Alumni Award, and in 2018 he received the Laureates Gold Medal, the highest award presented by the Association of Rice Alumni, which recognizes those alumni and friends who have rendered extraordinary service to the university.

INTELLECTUAL BRUTALITY

New Rice head coach Mike Bloomgren created the phrase "Intellectual Brutality" in 2013 while at Stanford which he trademarked and brought it with him to Rice to set the standard for the program. Bloomgren on the meaning of the branding: "It is our brand: a physical, smart way to play football. We're going to give them different plays at the line of scrimmage and have them do some things mentally, because if we didn't, we wouldn't be using the resources that we have. These guys are brilliant and you better take advantage of that first. We are going to be smart and we are going to be the physical team that nobody wants to play. I want our guys to walk around knowing they're incredibly smart and that we are going to take advantage of that."

FAMILIAR BRAND

Rice and adidas announced a new multi-year partnership in 2018 in which the the Portland, Ore., based company will continue to be the official athletic footwear, apparel and accessory

brand of the Owls through 2023-2024. Rice Football has been partnered with adidas since 2012. With

the new deal, adidas will supply the Owls with all of their apparel, footwear, headwear and accessory needs for all of Rice's student-athletes as well as coaching staffs and support personnel. The new apparel lines will become a featured component of the Owls' retail initiatives at their outlets on the Rice campus in addition to Shop Rice Owls, the department's new store in Rice Village. adidas will also consult with Rice Athletics on new or alternate uniform concepts.



OWLS IN THE NFL

NFL OWLS ACTIVE IN '18



• **K Chris Boswell (Pittsburgh Steelers)** Undrafted free agent

Year	Team	G	FGM	FGA	Pct.	Lng	XPM	XPA	Pct.	KO	Avg	TB	Ret	Avg
2015	PIT	12	29	32	90.6	51	26	27	96.3	74	63.7	26	47	22.6
2016	PIT	15	21	25	84.0	49	36	36	100.0	80	63.1	49	26	24.6
2017	PIT	16	38	53	92.1	53	37	39	94.9	90	63.6	46	43	21.1
2018	PIT	6	5	8	62.5	39	16	19	84.2	34	63.1	18	8	14.3
Career		49	90	103	87.4	53	115	121	95.0	278	63.4	138	124	21.9



• **CB Bryce Callahan (Chicago Bears)** Undrafted free agent

Year	Team	G	GS	UA	AT	Total	SACK	INT	PD	FF	FR
2015	CHI	9	3	20	1	21	1.0	0	4	0	0
2016	CHI	11	10	31	1	32	0.0	0	5	0	0
2017	CHI	12	6	20	5	25	1.0	2	6	1	0
2018	CHI	5	4	20	1	21	0.0	1	1	0	0
Career		37	23	91	8	99	2.0	3	16	1	0



• **DT Christian Covington (Houston Texans)** 6th round 2015

Year	Team	G	GS	UA	AT	Total	SACK	INT	PD	FF	FR
2015	HOU	15	0	5	3	8	2.0	0	0	0	0
2016	HOU	16	5	16	10	26	1.0	0	1	0	0
2017	HOU	7	2	10	6	16	1.0	0	0	1	0
2018	HOU	2	2	0	2	2	0.0	0	0	0	0
Career		40	9	31	21	52	4.0	0	1	1	0



• **Linebacker Emmanuel Ellerbe (Los Angeles Chargers)** Undrafted Free Agent

Year	Team	G	GS	UA	AT	Total	SACK	INT	PD	FF	FR
2018	LAC	3									
Career		3									



• **CB Phillip Gaines (Buffalo Bills):** 3rd round 2014. Signed with Buffalo in 2018.

Year	Team	G	GS	UA	AT	Total	SACK	INT	PD	FF	FR
2014	KC	13	5	20	0	20	0.0	0	4	0	0
2015	KC	3	3	5	1	6	0.0	0	0	0	0
2016	KC	11	5	42	2	44	0.0	1	7	2	0
2017	KC	14	3	23	7	30	0.0	0	3	0	0
2018	BUF	4	3	9	5	14	0.0	0	2	0	0
Career		45	19	99	15	114	0.0	1	16	2	0



• **TE Vance McDonald (Pittsburgh Steelers):** 2nd round 2013 (49ers). Traded to Pittsburgh during the 2017 preseason.

Year	Team	G	GS	REC	YDS	AVG	TD	LONG
2013	SF	15	4	8	119	14.9	0	25
2014	SF	8	4	2	30	15.0	0	21
2015	SF	14	11	30	326	10.9	3	36
2016	SF	11	11	24	391	16.3	4	75
2017	PIT	15	4	14	188	13.4	1	28
2018	PIT	5	4	20	274	13.7	1	75
Career		68	38	98	1,328	13.6	9	75



• **SAF Andrew Sendejo (Minnesota Vikings):** An undrafted free agent who earned his way into the league via a stint in the UFL.

Year	Team	G	GS	UA	AT	Total	SACK	INT	PD	FF	FR
2010	DAL	2	0	0	1	1	0.0	0	0	0	0
2011	MIN	3	0	2	1	3	0.0	0	0	0	0
2012	MIN	13	0	6	0	6	0.0	0	0	0	0
2013	MIN	16	10	52	32	84	0.0	1	2	0	0
2014	MIN	16	3	20	7	27	0.0	0	0	1	0
2015	MIN	13	13	58	16	74	0.5	1	3	0	0
2016	MIN	14	13	45	24	69	0.5	2	4	0	1
2017	MIN	13	13	54	26	80	0.0	2	7	0	0
2018	MIN	5	5	21	6	13	0.0	0	1	0	0
Career		95	57	258	113	371	1.0	6	17	1	1



• **WR Jordan Taylor (Denver Broncos):** Undrafted free agent who spent the 2015 season on the practice squad of the Super Bowl champion Denver Broncos and then made the 53-man roster in 2016.

Year	Team	G	GS	REC	YDS	AVG	TD	LONG
2015	DEN				Practice Squad			
2016	DEN	16	0	16	209	13.1	2	35
2017	DEN	10	2	13	142	10.9	0	30
2018	DEN				Physically Unable to Perform List - Out until Week 6			
Career		26	2	29	351	12.1	2	35



• **TE Luke Willson (Detroit Lions):** 5th round 2013. Played in back-to-back Super Bowls.

Year	Team	G	GS	REC	YDS	AVG	TD	LONG
2013	SEA	16	7	20	272	13.6	1	39
2014	SEA	15	10	22	362	16.5	3	80
2015	SEA	14	7	17	213	12.5	1	24
2016	SEA	11	6	15	129	8.6	2	19
2017	SEA	16	7	15	153	10.2	4	27
2018	DET	5	4	4	29	7.3	0	13
Career		77	41	93	1,158	12.5	11	80



TREVOR COBB TAKES HIS PLACE IN THE HALL



Rice running back Trevor Cobb, who redefined the running back position for the Owls during a career that saw him demolish the school record book on his way to winning the Doak Walker Award in 1991, will become the seventh Rice player to enter the College Football Hall of Fame when he is officially inducted on December 4 in New York City.

Cobb joins former Rice players Weldon Humble (inducted in 1961), Froggy Williams (1965), Bill Wallace (1978), Dicky Maegle (1979), Buddy Dial (1993) and Tommy Kramer (2012). Former coaches Jess Neely (1971) and John Heisman (1954) are also members of the hall.

A consensus First Team All-American in 1991, Cobb became the first Owl to win one of college football's major individual awards when he received the Doak Walker Award. A finalist for the award

again as a senior, he went on to be named the 1992 Southwest Conference Offensive Player of the Year and Male Athlete of the Year (across all sports) after leading Rice to its first winning season in 30 years. A three-time all-conference selection, he completed his career ranked second on the SWC career rushing list with 4,948 yards, which ranked eighth on the NCAA career list at the time and now ranks 24th in NCAA history.

Cobb became the first Owl and fourth SWC player to rush for more than 1,000 yards in three consecutive seasons, and he holds the top three season totals in school history, capped by his 1,692 yards in 1991. Cobb's other conference career records include all-purpose yards (6,512), rushing attempts (1,091) and 200-yard games in a season (6). He also set 17 school records, including season and career marks for rushing attempts (306/1,091), career rushing touchdowns (38) and career 100-yard games (24). The recipient of the 1992 SWC American Spirit Award for achievement on and off the field, Cobb held Rice's season and career scoring marks until 2008 when they were broken by receiver Jarett Dillard.

Cobb will be joined in enshrinement with Kerry Collins (Penn State QB, 1989-92), Dave Dickenson (Montana QB, 1992-95), Dana Howard (Illinois LB, 1991-94), Calvin Johnson (Georgia Tech WR, 2004-06), Paul Palmer (Tempe RB, 1983-86), Ed Reed (Miami DB, 1998-2001), Matt Stinchcomb (Georgia OT, 1995-98), Aaron Taylor (Nebraska C/G, 1994-97) and Charles Woodson (Michigan DB, 1995-97) along with coaches Mack Brown (Appalachian State, Tulane, North Carolina & Texas), Frank Beamer (Murray State and Virginia Tech) and Mel Tjeerdsma (Austin College, Northwest Missouri State).

COVERING THE OWLS

Members of the media should contact Chuck Pool, Rice's Assistant AD for Athletic Communications, to arrange player/coaches interviews as well as provide advance notice of intentions to cover practices.

Each Tuesday, head coach Mike Bloomgren along with selected players, meet with the media during a luncheon and press conference in the team meeting room of the Brian Patterson Center. A light lunch is served beginning at 11:30 a.m. Coach Bloomgren addresses the media beginning at noon, followed by selected players. The weekly event also includes an opportunity for one-on-one interviews.

Members of the media may access game notes and additional information by visiting the football page on Rice's athletics web site, RiceOwls.com.

COLLEGE PRESS BOX.COM

The official media web site for C-USA football, collegepressbox.com, provides access and download capabilities for league members' weekly game notes, statistics, media guides and more throughout the season. Login information is available from the C-USA office. Accredited media can also apply for a password at: password@collegepressbox.com.

RADIO COVERAGE

This is the eighth year of a contract between Rice IMG Sports Marketing, the multimedia rights partner for Rice Athletics and an IMG College property, and GOW Communications to cover Rice football, which moved to Sportsmap 94.1 FM in October of 2017.

In addition to being the home of live Rice broadcasts, Sportsmap 94.1 also hosts Mike Bloomgren's one-hour show on Monday from 7-8 p.m.

2018 GAME-BY-GAME STARTERS (BOLD-1ST CAREER STARTS)

OFFENSE

Opponent	LT	LG	C	RG	RT	WR	WR	WR	TE	RB	QB
Prairie View A&M	Osuji	Greene	Baker	Dill	Pierce	Trammell	Bull (TE)	Myers (TE)	Phillips (FB)	Esukpa	Stankavage
Houston	Osuji	Greene	Baker	Dill	Pierce	Trammell	Cephus	Gentosi (FB)	Bull	Esukpa	Stankavage
at Hawaii	Osuji	Greene	Baker	Dill	Pierce	Trammell	Phillips (TE)	Gentosi (FB)	Myers	Esukpa	Stankavage
at Southern Miss	Osuji	Greene	Baker	Dill	Pierce	Trammell	Cephus	Cardwell	Bull	Esukpa	Stankavage
at Wake Forest	Osuji	Greene	Baker	Dill	Pierce	Trammell	Cephus	Harmon	Bull	Esukpa	Stankavage
UTSA	Osuji	Greene	Baker	Dill	Pierce	Trammell	Cephus	Cardwell	Bull	Esukpa	Stankavage
UAB	Syptak	Greene	Baker	Dill	Pierce	Trammell	Cephus	Cardwell	Au. Walter (WR)	Esukpa	Stankavage

at FIU

at North Texas

UTEP

at Louisiana Tech

at LSU

Old Dominion

DEFENSE

Opponent	DT	NT	DT	OLB	ILB	ILB	OLB	CB	CB	SS	FS
Prairie View A&M	Wilkins	Abercumbia	Garcia	Schantz	Silcox	Nwakamma	Ekpe	Douglas-Dotson	Bickham	Robert	Nyakwol
Houston	Wilkins	Abercumbia	Garcia	Schantz	Silcox	Nwakamma	Ekpe	Thornton	Bickham	Robert	Nyakwol
at Hawaii	Wilkins	Abercumbia	My. Adams	Schantz	Silcox	Clark	Ekpe	Douglas-Dotson	Bickham	Robert	Nyakwol
at Southern Miss	Wilkins	Abercumbia	My. Adams	Schantz	Allredge	Nwakamma	Ekpe	Douglas-Dotson	Bickham	Robert	Nyakwol
at Wake Forest	Wilkins	Abercumbia	My. Adams	Schantz	Silcox	Montero	Clark (S)	Douglas-Dotson	Bickham	Robert	Nyakwol
UTSA	Wilkins	Abercumbia	My. Adams	Schantz	Silcox	Montero	Chamberlain	Douglas-Dotson	Bickham	Calderon (Dime)	Nyakwol
UAB	Wilkins	Abercumbia	Garcia	Schantz	Silcox	Montero	Chamberlain	Douglas-Dotson	Bickham	Calderon (Dime)	Nyakwol

at FIU

at North Texas

UTEP

at Louisiana Tech

at LSU

Old Dominion

THE LAST TIME IT HAPPENED

TEAM	Rice	Opponent
Scored 30-39 Points	8/25/18, vs. Prairie View A&M (31)	11/25/17, North Texas (30)
Scored 40-49 Points	11/19/16, vs. UTEP (44)	10/13/18, vs. UAB (42)
Scored 50-59 Points	9/5/15, vs. Wagner (56)	9/29/18, at Wake Forest (56)
Scored 60-69 Points	10/22/16, vs. Prairie View A&M (65)	8/26/17, vs. Stanford (62)
Scored 70-79 Points	9/27/08, vs. North Texas (77)	9/26/15, at Baylor (70)
Recorded a Shutout	9/2/95, vs. UNLV (38-0)	10/13/18, vs. UAB (42-0)
Recorded a Safety	9/8/18, at Hawai'i	9/1/16, at WKU
Rushed for 400+ Yards	9/5/15, vs. Wagner (401)	10/7/17, vs. Army West Point (418)
Rushed for 300-399 Yards	8/25/18, vs. Prairie View A&M (310)	10/21/17, at UTSA (314)
Rushed for Less than 50 Yards	11/29/14, at LA Tech (34)	9/9/17, at UTEP (26)
Passed for 400+ Yards	10/22/16, vs. Prairie View A&M (434)	9/22/18, at Southern Miss (428)
Passed for 300-399 Yards	11/21/15, at UTSA (359)	9/8/18, at Hawai'i (319)
Passed for less than 50 yards	9/16/16, vs. Baylor (31)	10/7/17, vs. Army West Point (9)
Gained More Than 500 Yards Total Offense	10/22/16, vs. Prairie View A&M (634)	9/22/18, at Southern Miss (566)
Recorded 25 or More First Downs	11/11/17, vs. Southern Miss (26)	9/22/18, at Southern Miss (25)
Penalized for 100 Yards	12/24/14, vs. Fresno State (100)	11/5/16, vs. Florida Atlantic (122)
Defense Intercepted 3 Passes	10/27/12, vs. Southern Miss (3)	10/28/17, vs. Louisiana Tech (3)
Overcame Halftime Deficit to Win	8/25/18, vs. Prairie View A&M (Trailed 21-19, won 31-28)	9/1/1, vs. Houston (Trailed 24-17, won 45-27)
Win Despite Trailing After Third Quarter	8/25/18, vs. Prairie View A&M (Trailed 28-19, won 31-28)	11/26/11, at SMU (Trailed 17-14, won 27-24)
Won Game on Final Play	8/25/18, vs. Prairie View A&M (J. Fox 23-yd. field goal, end of 4th)	9/20/14, vs. Old Dominion (Segers 25-yd. field goal, end of 4th)

INDIVIDUAL	Rice	Opponent
75+ Yard Run	10/27/11, T. Smith at Houston (97)	9/24/16, J. Wilson, North Texas (75)
100-199 Yards Rushing	9/29/18, Au. Walter at Wake Forest (165)	9/8/18, F. Holly III, Hawai'i (100)
200+ Yards Rushing	11/16/13, C. Ross vs. LA Tech (215)	11/26/16, C. McCaffery, Stanford (205)
Three Rushing TDs	9/20/14, D. Dillard vs. Old Dominion (3)	11/4/17, S. Brown, UAB (3)
Four Rushing TDs	11/11/17, N. Ellerbe vs. Southern Miss (4)	10/8/09, R. Dobbs, Navy (4)
80+ Yard Pass Completion	10/25/14, D. Jackson to J. Taylor (88)	10/13/18, A. Erdelyi to X. Ubosi, UAB (95)
300+ Yards Passing	10/22/16, T. Stehling vs. Prairie View A&M (407)	9/22/18, J. Abraham, Southern Miss (428)
20 Pass Completions	9/8/18, S. Stankavage at Hawai'i (20)	9/22/18, J. Abraham, Southern Miss (25)
Four Passing TDs	10/22/16, T. Stehling vs. Prairie View A&M (5)	9/29/18, S. Hartman, Wake Forest (4)
300+ Yards Total Offense	9/8/18, S. Stankavage at Hawai'i (309)	10/13/18, A. Erdelyi, UAB (303)
Scored Five TDs	11/16/13, C. Ross vs. LA Tech (5)	9/20/14, T. Heinicke, Old Dominion (6)
10 Receptions	11/12/16, Z. Wright (12), K. Granson (11) at Charlotte	9/29/18, G. Dortch, Wake Forest (11)
100-149 Receiving Yards	11/4/17, A. Cephuss at UAB (100)	9/8/18, J. Ursua, Hawai'i (133)
150+ Receiving Yards	9/19/15, D. Parks at North Texas (163)	10/13/18, X. Ubosi, UAB (196)
Three Receiving TDs	10/26/13, J. Taylor vs. UTEP (3)	9/29/18, G. Dortch, Wake Forest (4)
50+ Yard Field Goal	10/19/13, C. Boswell at NM State (50)	11/11/17, P. Shaunfield, Southern Miss (51)
Made Three Field Goals	9/14/13, C. Boswell vs. Kansas (3)	11/25/17, T. Moore, North Texas (3)
70+ Yard Punt	10/13/18, J. Fox vs. UAB (70)	8/31/13, D. Kaser, Texas A&M (76)
Returned Kickoff for TD	11/30/12, J. Eddington at UTEP (97)	10/22/16, J. Simmons, Prairie View A&M (93)
Returned Punt for TD	11/8/97, L. McCalla vs. TCU (84)	11/25/17, J. Darden, North Texas (81)
Returned Blocked Punt for TD	10/20/12, S. McGuffie at Tulsa (12)	10/13/18, C. Biles, UAB (0)
Blocked Punt	10/10/15, C. Watkins at Florida Atlantic	10/13/18, C. Biles, UAB
Returned Interception for TD	11/25/17, B. Douglas-Dotson vs. North Texas (75)	9/29/18, C. Wade Jr., Wake Forest (60 yds.)
Returned Fumble for TD	9/28/13, C. Bauer vs. FAU (7 yds.)	9/29/18, E. Basse, Wake Forest (51 yds.)
Blocked a Field Goal	11/18/17, Z. Abercumbia at Old Dominion	11/18/17, P. Toal, Old Dominion
Returned Blocked Field Goal for TD	9/21/13, A. Lyons vs. Houston (62)	11/19/16, K. Beverly, UTEP (80)
PAT Returned for Two Points	10/29/16, C. Thomas at Louisiana Tech	10/22/16, T. Single, Prairie View A&M
Blocked a PAT	10/29/16, G. Schantz at Louisiana Tech	10/7/17, W. Oyetuga, Army West Point



300-YARD PASSING, 100-YARD RUSHING, 100-YARD RECEIVING GAMES SINCE 2007

300-YARD PASSING GAMES

541 Chase Clement vs. Tulsa	11/24/2007
444 Chase Clement vs. Southern Miss	10/18/2008
407 Tyler Stehling vs. Prairie View A&M	10/22/2016
405 Nick Fanuzzi vs. UTEP	11/5/2011
395 Chase Clement vs. UTEP	11/3/2007
384 Chase Clement vs. Army	11/8/2008
381 Chase Clement vs. Houston	11/29/2008
373 Driphus Jackson at North Texas	9/19/2015
372 Chase Clement at UTEP	11/1/2008
364 Chase Clement at SMU	11/10/2007
359 Driphus Jackson at UTSA	11/21/2015
355 Chase Clement at Houston	10/13/2007
345 Chase Clement vs. Tulane	11/17/2007
337 Driphus Jackson at Louisiana Tech	11/29/2014
321 Chase Clement at Tulsa	10/4/2008
318 Chase Clement at Memphis	9/6/2008
318 Driphus Jackson vs. Fresno State	12/24/2014
315 Chase Clement vs. Marshall	11/22/2008
314 Taylor McHargue vs. Marshall	9/22/2012
307 Chase Clement vs. Western Michigan	12/30/2008

100-YARD RUSHING GAMES

215 Charles Ross vs. Louisiana Tech	11/16/2013
178 Sam McGuffie at Tulsa	11/6/2010
173 Emmanuel Esukpa vs. Prairie View A&M 8/25/2018	
170 Tyler Smith at Houston	10/27/2011
167 Charles Ross at New Mexico Staet	10/19/2013
165 Austin Walter at Wake Forest 9/29/2018	
157 Charles Ross vs. Kansas	9/14/2013
153 Nahshon Ellerbe vs. Southen Miss	11/11/2017
152 Charles Ross vs. UTEP	10/26/2013
154 Charles Ross at UTEP	11/24/2012
153 Taylor McHargue vs. Marshall	9/22/2012
150 Jowan Davis vs. Old Dominion	9/20/2014
145 Tyler Smith vs. Tulane	11/19/2011
143 Jeremy Eddington vs. East Carolina	11/20/2010
141 Darik Dillard vs. Hawaii	10/4/2014
140 Turner Petersen at Houston	10/27/2011
136 Taylor Petersen vs. Southern Miss	10/27/2012
132 Samuel Stewart at Southern Miss	10/1/2016
131 Jowan Davis at Southern Miss	9/27/2014
130 Jowan Davis at UAB	11/21/2013
130 Samuel Stewart at Texas	9/12/2015
127 Tyler Smith vs. UTEP	11/21/2009
126 Darik Dillard vs. Baylor	9/16/2016
124 Chase Clement at SMU	11/10/2007
121 Jowan Davis vs. UTSA	11/8/2014
117 Charles Ross vs. UTSA	10/13/2012
116 Charles Ross at Louisiana Tech	9/15/2012
116 Samuel Stewart vs. Prairie View A&M	10/22/2016
114 Sam McGuffie vs. East Carolina	11/20/2010
113 Tyler Smith at Houston	11/28/2009
111 C.J. Ugokwe at Tulane	10/25/2008
110 C.J. Ugokwe vs. Houston	11/29/2008
109 Charles Ross vs. Marshall	12/7/2013
107 Charles Ross at Texas A&M	8/31/2013
107 Austin Walter vs. Wagner	9/5/2015
106 Darik Dillard at Florida Atlantic	10/10/2015
105 Charles Ross at Houston	11/28/2009
104 Emmanuel Esukpa at Hawai'i 9/8/2018	
103 Chase Clement vs. UTEP	11/3/2007
103 C.J. Ugokwe at UTEP	11/1/2008
103 Jeremy Eddington at Tulane	11/13/2010
102 Luke Turner at Tulsa	10/20/2012
102 Jowan Davis at North Texas	9/19/2015
101 Charles Ross at North Texas	10/31/2013
100 Justin Hill at Southern Miss	10/3/2007

100-YARD RECEIVING GAMES

208 James Casey at Memphis	9/6/2008
185 Jordan Taylor vs. UTEP	10/26/2013
172 James Casey vs. Houston	11/29/2008
168 Jarett Dillard vs. UTEP	11/3/2007
163 Dennis Parks at North Texas	9/19/2015
158 Jarett Dillard at Texas	9/20/2008
158 Toren Dixon vs. Tulane	11/14/2009
157 Vance McDonald vs. UTEP	11/5/2011
153 Jordan Taylor vs. Air Force	12/29/2012
150 Mario Hull vs. UTEP	11/21/2014
144 Jarett Dillard vs. Army	11/8/2008
143 Temi Alaka vs. Prairie View A&M	10/22/2016
142 Jarett Dillard at Tulsa	10/4/2008
141 James Casey at UTEP	11/1/2008
141 Jarett Dillard vs. Southern Miss	10/18/2008
138 Nate German at UTSA	11/21/2015
137 Jordan Taylor vs. North Texas	10/25/2014
136 Jordan Taylor at Louisiana Tech	11/29/2014
133 Jarett Dillard at Houston	10/13/2007
131 Jordan Taylor vs. Marshall	12/7/2013
128 Jarett Dillard at SMU	11/10/2007
120 James Casey at Tulsa	10/4/2008
120 Corbin Smiter vs. Marshall	11/22/2008
120 Toren Dixon at Oklahoma State	9/19/2009
120 Zach Wright vs. North Texas	9/24/2016
119 Sam McGuffie vs. Houston	9/29/2012
116 Zach Wright at UTEP	11/6/2015
115 James Casey at Vanderbilt	9/13/2008
115 Toren Dixon at East Carolina	10/17/1009
115 Jordan Taylor at FIU	11/1/2014
114 Jarett Dillard vs. North Texas	9/27/2008
118 Toren Dixon vs. Southern Miss	10/18/2008
113 James Casey vs. Tulane	11/17/2007
113 James Casey vs. Southern Miss	10/18/2008
112 James Casey vs. Western Michigan	12/30/2008
111 Zach Wright at Charlotte	11/12/2016
110 James Casey vs. Tulsa	11/24/2007
109 Joel Armstrong vs. Tulsa	11/24/2007
109 Sam McGuffie vs. Marshall	9/22/2012
109 Dennis Parks vs. Fresno State	12/24/2014
105 Jarett Dillard at Vanderbilt	9/13/2008
105 Aaron Cephus at UTSA	10/21/2017
104 Corbin Smith vs. Army	11/8/2008
104 Luke Willson vs. Tulsa	10/22/2011
103 Vance McDonald at Tulane	11/13/2010
103 Jordan Taylor vs. Hawaii	10/4/2014
102 Turner Petersen vs. Houston	9/21/2013
101 James Casey at Marshall	10/27/2007
101 Toren Dixon vs. North Texas	9/27/2008
101 Jordan Taylor at Kansas	9/8/2012
100 Aaron Cephus at UAB	11/4/2017

NUMERICAL ROSTER

No.	Name	Pos.
1	Aston Walter	WR
2	Jack Fox	K
2	Austin Walter	RB
3	Brandon Douglas-Dotson	CB
3	Shawn Stankavage	QB
4	Prudy Calderon	DB
4	Sam Glaesmann	WR
5	Dasharm Newsome	DB
5	Wiley Green	QB
6	Ja'Quez Battley	LB
6	Chris Boudreaux	WR
7	Justin Bickham	CB
7	Jordan Myers	TE
8	Cameron Montgomery	WR
8	Dylan Silcox	LB
9	Jorian Clark	CB
9	Nahshon Ellerbe	RB
10	Austin Trammell	WR
11	Brendan Harmon	WR
11	Cameron Valentine	DE
12	Austin Conrad	WR
12	D Angelo Ellis	DB
13	Collin Whitaker	RB
14	Ikenna Enechukwu	RUSH
14	Jackson Tyner	QB
15	Antonio Montero	LB
16	Robbie Blosser	QB
16	Josh Cummings	DB
17	Treshawn Chamerblain	LB
17	Parker Towns	QB
18	Robert French	TE
18	Tyrae Thornton	DB
18	Haden Tobola	K
19	Andrew Bird	CB
19	Evan Marshman	QB
20	George Nyakwol	DB
21	Juma Otoviano	RB
22	Lawrence Cimino	DB
23	Isaiah Richardson	DB
24	Matthew Sams	DB
25	Will Harrison	K
26	Nicholas Sorensen	WR
28	Aaron Cephus	WR
28	Jason White	CB
29	Houston Robert	SAF
30	Ari Broussard	LB
31	Martin Nwakamma	LB
32	Nolan Spencer	WR
33	Anthony Ekpe	LB
33	Emmanuel Esukpa	RB
34	Caleb Hart	TE
35	Will Phillips	TE/FB
36	Campbell Riddle	DS
37	Jacob Grams	SAF

ALPHABETICAL ROSTER

No.	Name	Pos	Ht	Wt	Cl/Exp	Hometown/Previous School
96	Abercumbia, Zach	DT	6-2	286	RS JR-2L	Dallas, Texas/Skyline
89	Adams, Miles	DE	6-4	231	FR	Houston, Texas/Strake Jesuit
99	Adams, Myles	DL	6-2	268	JR-2L	Arlington, Texas/Mansfield Summit
55	Alldredge, Blaze	LB	6-2	217	SO	Kissimmee, Fla./Los Angeles Pierce College
64	Amodio, Devin	OL	6-2	269	FR	Katy, Texas/Seven Lakes
65	Armstrong, Luke	OL	6-3	252	FR	Austin, Texas/Westlake
58	Baker, Shea	OL	6-1	289	RS FR	Round Rouck, Texas/Cedar Ridge
86	Barnes, Chris	P	6-1	250	RS JR-SQ	The Woodlands, Texas/College Park
6	Battley, Ja'Quez	LB	5-10	215	FR	Fort Worth, Texas/Arlington Heights
7	Bickham, Justin	CB	6-1	196	RS JR-2L	Pflugerville, Texas/Pflugerville
19	Bird, Andrew	CB	6-1	168	FR	Fort Worth, Texas/All Saints Episcopal
16	Blosser, Robbie	QB	6-0	194	RS FR	Thousand Oaks, Calif./Bishop Mora Salesian
6	Boudreaux, Chris	WR	5-11	167	RS FR	Beaumont, Texas/Central
30	Broussard, Ari	LB	6-0	215	FR	New Orleans, La./Lusher
82	Bull, Jaegar	TE	6-4	226	RS FR	Corpus Christi, Texas/Flour Bluff
4	Calderon, Prudy	DB	5-11	205	FR	San Marcos, Texas/San Marcos
83	Cardwell, Rhett	WR	6-1	198	RS SO-1L	Houston, Texas/Kinkaid School
28	Cephus, Aaron	WR	6-4	200	RS SO	Houston, Texas/Dekaney
17	Chamberlain, Treshawn	LB	5-10	208	FR	Greenwood, S.C./Emerald
22	Cimino, Lawrence	DB	5-10	173	RS SR-1L	Plano, Texas/West
9	Clark, Jorian	CB	5-10	195	RS SR-3L	Mesquite, Texas/Horn
12	Conrad, Austin	WR	5-11	185	RS FR	Spring, Texas/Klein
16	Cummings, Josh	DB	5-9.5	189	RS JR-2L	Murphy, Texas/Dallas Jesuit
79	Dill, Joseph	OL	6-4	324	JR-1L	Baytown, Texas/Lee
48	Doddridge, Jacob	FB	6-3	255	FR	Southlake, Texas/Southlake Carroll
3	Douglas-Dotson, Brandon	CB	5-9.5	177	SR-3L	Hutto, Texas/Hutto
33	Ekpe, Anthony	LB	6-0	231	RS SO-1L	Pflugerville, Texas/Hendrickson
9	Ellerbe, Nahshon	RB	5-9	210	RS JR-2L	Frisco, Texas/Trinity Christian Acad.
12	Ellis D Angelo	DB	5-11	174	JR-2L	Houston, Texas/Cy Ridge
53	Elms, Cole	OL	6-2	260	RS JR-SQ	College Station, Texas/Brazos Christian
14	Enechukwu, Ikenna	RUSH	6-3	249	FR	Kansas City, Mo./Ruskin
33	Esukpa, Emmanuel	RB	5-11.5	232	RS JR-2L	Grand Prairie, Texas/Mansfield
75	Ferraro, Derek	OL	6-6	292	FR	New Rochelle, N.Y./Iona Prep
2	Fox, Jack	K	6-1.5	224	SR-3L	St. Louis, Missouri/Ladue Horton Watkins
18	French, Robert	TE	6-5	223	FR	Jacksonville, Fla./Bartram Trail
73	Garcia, Cole	OL	6-4	311	FR	Dallas, Texas/Bishop Lynch
92	Garcia, Elijah	DL	6-5	296	RS SO-1L	San Antonio, Texas/Stevens
45	Gentosi, Giovanni	FB	6-2	247	GR	Newport Beach, Calif./UCLA
4	Glaesmann, Sam	WR	6-3	218	RS SO-1L	Waco, Texas/Midway
46	Grammer, Garrett	LB/LS	6-0	220	SO-1L	Rosenberg, Texas/Richmond Foster
37	Grams, Jacob	SAF	6-0	192	RS FR	Houston, Texas/Episcopal
5	Green, Wiley	QB	6-3	192	FR	Plano, Texas/Prestonwood Christian
66	Greene, Jack	OL	6-4	318	RS SO-1L	Missouri City, Texas/Widge Point
93	Hanusa, Parker	DL	6-4	262	RS SR-2L	Austin, Texas/Westwood
11	Harmon, Brendan	WR	6-5	201	FR	Fort Worth, Texas/All Saints Episcopal
25	Harrison, Will	K	5-10	180	SO-1L	Westfield, Ind./Westfield
34	Hart, Caleb	LB	6-3	216	FR	Richardson, Texas/J.J. Pearce
52	Hubbard, JaVante	DL	6-2	248	RS SO-1L	Houston, Texas/Elsik
42	James, Dylan	LB	6-4	228	RS SO-1L	San Antonio, Texas/Johnson
84	Long, Trevor	WR	6-5	254	RS SR-3L	East Bernard, Texas/East Bernard
39	Malcomb, Clayton	LS	6-0	222	RS SR-2L	Tomball, Texas/Concordia Lutheran
19	Marshman, Evan	QB	5-11	202	RS FR	Austin, Texas/Houston Christian
85	McQuarry, Nicholas	K/P	6-2	199	FR	Jacksonville, Fla./Westwood (Mass.)
74	Mike, Andrew	OL	6-6	326	GR	Tucson, Ariz./Florida
60	Mokry, Crockett	OL	6-4	302	RS JR-1L	McCoy, Texas/Pleasanton
15	Montero, Antonio	LB	6-0	216	FR	Eden Prairie, Minn./Eden Prairie
8	Montgomery, Cameron	WR	5-5	158	SO-1L	Stafford, Texas/Stafford
7	Myers, Jordan	TE	6-2	217	RS SO-1L	Dickinson, Texas/Dickinson
5	Newsome, Dasharm	DB	5-11	191	RS SO-1L	Houston, Texas/Cy Ridge
31	Nwakamma, Martin	LB	6-1	218	RS SR-3L	Leander, Texas/Leander
20	Nyakwol, George	DB	6-0	184	SO-1L	Houston, Texas/Aldine Eisenhower
43	Orji, Kenneth	DE	6-2	240	RS FR	Missouri City, Texas/Elkins

GAME 8: FIU



ALPHABETICAL ROSTER

No.	Name	Ht	Wt	Pos	Cl/Exp	Hometown/Previous School
77	Osuji, Uzoma	OL	6-6	300	RS SO-1L	Coppell, Texas/Coppell
21	Otoviano, Juma	RB	5-10	189	FR	Arlington, Texas/James Martin
90	Padgett, Blain	DE	6-5	250	RS JR-3L	Sour Lake, Texas/Hardin Jefferson
44	Page, Kebreyun	LB	6-2	204	FR	Cedar Hill, Texas/Cedar Hill
63	Peterson, Brandt	OL	6-6	277	RS FR	Austin, Texas/Hyde Park Baptist
35	Phillips, Will	FB	6-4	251	RS SO-1L	Franklin, Texas/Franklin
76	Pierce, Sam	OL	6-6	295	RS SR-3L	Cypress, Texas/St. Pius X
88	Pitre III, August	WR	6-2	169	FR	Opelousas, La./Northwest
23	Richardson, Isaiah	DB	6-1	209	SO-1L	Richmond, Texas/Foster
36	Riddle, Campbell	DS	6-2	224	FR	Peoria, Ariz./Centennial
29	Robert, Houston	SAF	6-0	188	RS JR-2L	Baton Rouge, La./Parkview Baptist
44	Royall, Randall	FB	6-1	235	RS FR	Houston, Texas/Stratford
24	Sams, Matthew	DB	5-9	194	FR	Austin, Texas/Westlake
80	Sanchez, Jonathan	TE	6-6	234	RS FR	McAllen, Texas/Memorial
94	Schantz, Graysen	DE	6-3	242	GS-2L	Hickory Creek, Texas/Lake Dallas
98	Schuman, Trey	DE	6-2	268	RS FR	Burleson, Texas/Burleson
71	Servin, Clay	OL	6-4	273	FR	Richardson, Texas/J.J. Pearce
8	Silcox, Dylan	LB	6-2	217	RS SO-1L	Winnie, Texas/East Chambers
50	Smith, Corbin	OL	6-4	335	RS FR	Port Neches, Texas/Nederland
26	Sorensen, Nicholas	WR	6-0	182	RS FR	Cypress, Texas/Cy Ranch
32	Spencer, Nolan	WR	6-3	185	RS FR	Arnhem, The Netherlands/Stedelijk Gymnasium Arnhem
3	Stankavage, Shawn	QB	6-2	201	GS	Durham, N.C./Vanderbilt
85	Suckley, Brendan	TE	6-2	236	FR	Corpus Christi, Texas/Flour Bluff
78	Syptak, Jake	OL	6-5	270	FR	The Woodlands, Texas/The Woodlands
55	Terrill, Matt	OL	6-6.5	273	RS JR-1L	Austin, Texas/Hyde Park
91	Thompson, Carl	DT	6-3	275	RS JR-2L	Denton, Texas/Guyer
18	Thornton, Tyrae	DB	5-10	182	RS FR	Houston, Texas/Cy Ridge
18	Tobola, Haden	K	6-1	187	SR-3L	West, Texas/West
17	Towns, Parker	QB	6-3	198	FR	Dallas, Texas/Jesuit
10	Trammell, Austin	WR	5-10	182	SO-1L	Spring, Texas/Klein
14	Tyner, Jackson	QB	6-5	251	RS JR-2L	Edgewood, Texas/Edgewood
11	Valentine, Cameron	DE	6-3	264	FR	Richmond, Texas/Foster
1	Walter, Aston	WR	5-8	209	RS SR-3L	Crosby, Texas/Crosby
2	Walter, Austin	RB	5-8	202	RS SR-3L	Crosby, Texas/Crosby
13	Whitaker, Collin	RB	5-10	197	RS SO-1L	Plano, Texas/Prestonwood Christian
28	White, Jason	CB	5-8	149	FR	Desoto, Texas/Bishop Dunne
95	Wilkins, Roe	DT	6-3	260	RS JR-2L	Sour Lake, Texas/Hardin Jefferson
40	Wright, Brady	DE	6-3	252	RS SR-3L	Cypress, Texas/Cy Fair

NUMERICAL ROSTER

No.	Name	Pos.
39	Clayton Malcomb	LS
40	Brady Wright	DE
42	Dylan James	LB
43	Kenneth Orji	DE
44	Kebreyun Page	LB
44	Randall Royall	FB
45	Giovanni Gentosi	FB
46	Garrett Grammer	LB
48	Jacob Doddridge	FB
50	Corbin Smith	OL
52	JaVante Hubbard	DL
53	Cole Elms	OL
55	Blaze Alldredge	LB
55	Matt Terrill	OL
58	Shea Baker	OL
60	Crockett Mokry	OL
63	Brandt Peterson	OL
64	Devin Amodio	OL
65	Luke Armstrong	OL
66	Jack Greene	OL
71	Clay Servin	OL
73	Cole Garcia	OL
74	Andrew Mike	OL
75	Derek Ferraro	OL
76	Sam Pierce	OL
77	Uzoma Osuji	OL
78	Jake Syptak	OL
79	Joseph Dill	OL
80	Jonathan Sanchez	TE
82	Jaegar Bull	TE
83	Rhett Cardwell	WR
84	Trevor Long	WR
86	Chris Barnes	K/P
88	August Pitre III	WR
89	Miles Adams	DE
90	Blain Padgett	DE
91	Carl Thompson	DT
92	Elijah Garcia	DL
93	Parker Hanusa	DL
94	Graysen Schantz	DE
95	Roe Wilkins	DT
96	Zach Abercrombia	DT
98	Trey Schuman	DE
99	Myles Adams	DL

PRONUNCIATIONS

No	Name	Pronunciation	No	Name	Pronunciation
96	Zach Abercrombia	Aber-crumb-bee-uh	4	Sam Glaesmann	Glaze-man
6	Ja'Quez Battley	Jah-kez	93	Parker Hanusa	Hah-new-sa
82	Jaegar Bull	Jay-ger	52	JaVante Hubbard	Ja-von-tay
4	Prudy Calderon	Proo-dee	60	Crocket Mokry	Moe-cree
28	Aaron Cephus	See-fus	5	Dasharm Newsom	Dah-sharm
17	Treshawn Chamberlain	Tra-shawn	31	Martin Nwakamma	Wa-kah-ma
22	Lawrence Cimino	Cha-me-no	20	George Nyakwol	Nie-ah-kwall
20	Jorian Clark	Jor-ree-an	10	Kenneth Orji	Oar-gee
33	Anthony Ekpe	Ek-pay	77	Uzoma Osuji	Oo-zoe-ma Oh-soo-gee
14	Ikenna Enechukwu	Eye-ken-ah Inn-e-chu-ku	21	Juma Otoviano	Ju-mah Oh-toe-vee-ah-no
25	Nahshon Ellerbe	El-er-bee	44	Kebreyun Page	Key-bron
33	Emmanuel Esukpa	Uh-soup-ah	88	August Pitre III	Peet
45	Giovanni Gentosi	Jee-oh-va-nay Gen-toe-see	29	Houston Robert	Roe-bear
			98	Trey Schuman	Shoo-man
			18	Tyrae Thornton	Tie-ray
			18	Haden Tobola	Ta-bowl-ah

CAREER STATS

#96 DT ZACH ABERCRUMBIA

YEAR	GP-GS	UT	AT	TOTAL	TFL	SACKS	FF	FR	PBU
2015	11-0	6	5	11	1.5-3	0.0-0	1	0	0
2016	4-4	4	10	14	1.5-7	1.0-4	0	0	0
2017	12-12	24	13	37	4.0-23	2.0-19	0	1	0
2018	7-7	15	17	32	3.0-10	0.0-0	0	1	0
Career	34-23	49	45	94	10.0-43	3.0-23	1	2	0

#99 DL MYLES ADAMS

YEAR	GP-GS	UT	AT	TOTAL	TFL	SACKS	FF	FR	PBU
2016	10-0	7	2	9	1.0-10	1.0-10	1	0	0
2017	12-0	9	7	16	1.0-2	0.0-0	0	0	0
2018	7-4	11	2	13	2.5-17	2.5-17	2	0	0
Career	29-4	27	11	38	4.5-29	4.5-29	3	0	0

#55 LB BLAZE ALLDREDGE

YEAR	GP-GS	UT	AT	TOTAL	TFL	SACKS	FF	INT	PBU
2018	7-1	12	9	21	1.5-8	0.0-0	0	1	1
Career	7-1	12	9	21	1.5-8	0.0-0	0	1	1

#7 CB JUSTIN BICKHAM

YEAR	GP-GS	UT	AT	TOTAL	TFL	SACKS	FF	FR	INT	PBU
2015	12-5	10	3	13	0.5-1	0.0-0	0	0	0	5
2017	10-8	22	5	27	2.0-11	1.0-10	0	0	1	8
2018	7-7	22	2	24	2.0-3	0.0-0	1	0	0	6
Career	29-20	54	10	64	4.5-15	1.0-10	1	0	1	19

#82 TE JAEGER BULL

YEAR	GP-GS	REC	YDS	AVG	TD	LONG
2018	7-4	5	26	5.2	1	10
Career	7-4	5	26	5.2	1	10

#4 DB PRUDY CALDERON

YEAR	GP-GS	UT	AT	TOTAL	TFL	SACKS	FF	FR	INT	PBU
2018	7-1	15	1	16	0	0	0	0	1	3
Career	7-1	15	1	16	0	0	0	0	1	3

#83 WR RHETT CARDWELL

YEAR	GP-GS	REC	YDS	AVG	TD	LONG
2018	7-3	8	36	4.5	0	12
Career	7-3	8	36	4.5	0	12

#28 WR AARON CEPHUS

YEAR	GP-GS	REC	YDS	AVG	TD	LONG
2017	11-6	25	622	24.9	5	63
2018	7-5	23	350	15.2	4	41
Career	18-11	48	972	20.2	9	63

#17 LB TRESHAWN CHAMBERLAIN

YEAR	GP-GS	UT	AT	TOTAL	TFL	SACKS	FF	FR	PBU
2018	7-2	9	2	11	1.0-4	1.0-4	0	0	0
Career	7-2	9	2	11	1.0-4	1.0-4	0	0	0

#9 CB JORIAN CLARK

YEAR	GP-GS	UT	AT	TOTAL	TFL	SACKS	FF	FR	PBU
2015	10-0	6	6	12	1.5-3	0	0	0	0
2016	6-0	5	1	6	0.5-1	0	0	0	0
2017	11-3	14	12	26	3.0-23	0	0	0	0
2018	7-3	12	1	13	0.0-0	0	0	0	2
Career	34-6	37	20	57	5.0-27	0	0	0	2

#12 DB JOSH CUMMINGS

YEAR	GP-GS	UT	AT	TOTAL	TFL	SACKS	INT	FR	PBU
2016	10-0	2	0	2	0.0-0	0.0-0	0	0	0
2017	7-0	2	2	4	0.0-0	0.0-0	0	0	0
2018	6-0	3	1	4	0.0-0	0.0-0	0	0	0
Career	22-0	7	3	10	0.0-0	0.0-0	0	0	0

#3 CB BRANDON DOUGLAS-DOTSON

YEAR	GP-GS	UT	AT	TOTAL	TFL	SACKS	INT	FF	PBU
2015	11-1	10	1	11	0.0-0	0	0-0	0	1
2016	11-2	7	0	7	0.0-0	0	0-0	1	2
2017	12-10	26	5	31	3.0-4	0	1-75	0	8
2018	7-7	7	0	7	1.0-2	0	0-0	0	3
Career	41-20	50	6	56	4.0-6	0	1-75	1	14

#33 LB ANTHONY EKPE

YEAR	GP-GS	UT	AT	TOTAL	TFL	SACKS	FF	FR	PBU
2017	11-0	9	0	9	3.0-10	1.0-6	0	0	0
2018	7-4	12	4	16	2.0-20	2.0-20	1	0	0
Career	18-4	21	4	25	5.0-30	3.0-26	1	0	0

#25 RB NAHSHON ELLERBE

YEAR	GP-GS	RUSH	YDS	AVG	TD	LONG
2016	10-0	2	2	1.0	1	7
2017	12-4	85	409	4.8	6	26
2018	3-0	4	4	1.0	0	4
Career	25-4	91	415	4.6	7	26

YEAR	KR	YDS	AVG	TD	LONG	PR	YDS	AVG	TD	LONG
2016	6	167	27.8	0	34	8	33	4.1	0	19
2017	11	208	18.9	0	29	3	30	10.0	0	18
2018	0	0	0.0	0	0	0	0	0.0	0	0
Career	15	331	22.1	0	34	11	63	5.7	0	19

#12 CB D' ANGELO ELLIS

YEAR	GP-GS	UT	AT	TOTAL	TFL	SACKS	FF	INT	PBU
2016	12-3	15	1	16	0	0	0	1-0	5
2017	6-4	12	3	15	0	0	0	0-0	3
Career	18-7	27	4	31	0	0	0	1-0	8

#33 RB EMMANUEL ESUKPA

YEAR	GP-GS	RUSH	YDS	AVG	TD	LONG
2016	10-0	17	56	3.3	2	15
2017	10-1	57	261	4.6	1	29
2018	7-7	112	443	4.0	2	52
Career	27-8	186	760	4.1	5	52

#2 K JACK FOX

YEAR	GP-GS	KICKOFFS	YDS	TB	TB%	OB	AVG
2015	12-0	51	3248	25	49.1	1	63.7
2016	12-0	59	3591	25	42.4	3	60.9
2017	12-0	39	2461	27	69.2	3	63.1
2018	7-0	29	1837	18	62.1	0	63.3
Career	43-0	178	11137	95	53.4	7	62.6

YEAR PUNTS YDS AVG LONG TB FC I20 50+

2015	0	0	0.0	0	0	0	0	0
2016	75	3051	40.7	58	3	28	27	13
2017	57	2520	44.2	62	7	19	16	17
2018	44	2009	45.7	70	6	14	15	16
Career	176	7580	43.1	70	16	61	58	46

YEAR FGM-A PCT BLK LONG PAT PCT

2015	1-2	50.0	0	20	12-12	100.0
2016	1-1	100.0	0	29	2-2	100.0
2017	0-0	0.0	0	0	1-1	100.0
2018	5-10	50.0	0	44	13-13	100.0
Career	7-13	53.8	0	44	28-28	100.0

#92 DL ELIJAH GARCIA

YEAR	GP-GS	UT	AT	TOTAL	TFL	SACKS	FF	FR	PBU
2017	9-0	1	4	5	0.5-0	0.0-0	0	0	0
2018	7-3	11	10	21	2.0-9	0.0-0	0	0	1
Career	16-3	12	14	26	2.5-9	0.0-0	0	0	1

#4 WR SAM GLAESMANN

YEAR	GP-GS	C-A	PCT	YDS	AVG/G	TD	INT	LONG
2017	6-6	32-72	44.4	500	83.3	3	6	52
2018	1-0	0-0	0.0	0	0.0	0	0	0
Career	6-6	32-72	44.4	500	83.3	3	6	52

YEAR RUSH YDS AVG TD LONG

2017	42	172	28.7	3	37
2018	0	0	0.0	0	0
Career	42	172	28.7	3	37

#46 LB/LS GARRETT GRAMMER

YEAR	GP-GS	UT	AT	TOTAL	TFL	SACKS	FF	FR	PBU
2017	11-0	2	1	3	0.0-0	0.0-0	1	0	0
2018	3-0	0	0	0	0.0-0	0.0-0	0	0	0
Career	15-0	2	1	3	0.0-0	0.0-0	1	0	0

#93 DT PARKER HANUSA

YEAR	GP-GS	UT	AT	TOTAL	TFL	SACKS	FF	FR	PBU
2015	10-0	3	1	4	1.5-6	1.0-6	0	0	0
2016	12-0	5	6	11	1.0-3	1.0-3	0	0	0
2017	12-0	12	3	15	1.5-3	1.0-1	0	0	0
2018	7-0	4	5	9	0.0-0	0.0-0	0	0	0
Career	41-0	24	15	39	4.0-12	3.0-10	0	0	0

#11 WR BRENDAN HARMON

YEAR	GP-GS	REC	YDS	AVG	TD	LONG
2018	6-1	9	56	6.2	1	14
Career	6-1	9	56	6.2	1	14

GAME 8: FIU



CAREER STATS

#52 DL JAVANTE HUBBARD

YEAR	GP-GS	UT	AT	TOTAL	TFL	SACKS	FF	FR	PBU
2017	5-0	1	1	2	0.0-0	0.0-0	0	0	0
2018	3-0	2	0	2	0.0-0	0.0-0	0	0	0
Career	8-0	3	1	4	0.0-0	0.0-0	0	0	0

#42 LB DYLAN JAMES

YEAR	GP-GS	UT	AT	TOTAL	TFL	SACKS	FF	FR	PBU
2017	10-0	1	2	3	0.0-0	0.0-0	0	0	0
Career	10-0	1	2	3	0.0-0	0.0-0	0	0	0

#15 LB ANTONIO MONTERO

YEAR	GP-GS	UT	AT	TOTAL	TFL	SACKS	FF	FR	PBU
2018	7-3	12	3	15	0.0-0	0.0-0	0	0	0
Career	7-3	12	3	15	0.0-0	0.0-0	0	0	0

#8 WR CAMERON MONTGOMERY

YEAR	GP-GS	RUSH	YDS	AVG	TD	LONG
2017	9-0	11	72	6.5	0	12
Career	9-0	11	72	6.5	0	12

#7 WR JORDAN MYERS

YEAR	GP-GS	RUSH	YDS	AVG	TD	LG	REC	YDS	AVG	TD	LONG
2017	10-5	42	199	4.7	1	18	11	119	10.8	0	21
2018	6-3	5	6	1.2	0	2	8	123	15.4	1	29
Career	16-8	47	205	4.4	1	18	19	242	12.7	1	29

#5 DB DASHARM NEWSOME

YEAR	GP-GS	UT	AT	TOTAL	TFL	SACKS	FF	FR	PBU
2017	7-0	1	0	1	0.0-0	0.0-0	0	0	0
2018	5-0	4	2	6	0.0-0	0.0-0	0	0	0
Career	12-0	5	2	7	0.0-0	0.0-0	0	0	0

#31 S MARTIN NWAKAMMA

YEAR	GP-GS	UT	AT	TOTAL	TFL	SACKS	FF	FR	PBU
2016	12-0	3	3	6	0.5-2	0	0	0	0
2017	12-10	29	11	40	1.0-1	0	0	0	1
2018	7-4	9	3	12	2.0-3	0	0	1	1
Career	31-14	41	17	58	3.5-6	0	0	1	2

#20 DB GEORGE NYAKWOL

YEAR	GP-GS	UT	AT	TOTAL	TFL	SACKS	FF	INT	PBU
2017	11-0	3	4	7	0.0-0	0.0-0	0	0	0
2018	7-7	17	6	23	1.0-2	0.0-0	0	1	3
Career	18-7	20	10	30	1.0-2	0.0-0	0	1	3

#35 FB WILL PHILLIPS

YEAR	GP-GS	RUSH	YDS	AVG	TD	LG	REC	YDS	AVG	TD	LONG
2017	12-6	4	9	2.2	1	8	2	22	11.0	0	19
2018	7-2	1	2	2.0	0	2	0	0	0.0	0	0
Career	19-8	5	11	2.2	1	8	2	22	11.0	0	19

#29 SAF HOUSTON ROBERT

YEAR	GP-GS	UT	AT	TOTAL	TFL	SACKS	FF	FR	PBU
2016	7-0	0	0	0	0.0-0	0.0-0	0	0	0
2017	11-3	22	8	30	1.0-1	0.0-0	0	0	1
2018	7-4	15	6	21	2.5-13	1.5-10	0	1	5
Career	25-7	37	14	51	3.5-14	1.5-10	0	1	6

#94 DE GRAYSEN SCHANTZ

YEAR	GP-GS	UT	AT	TOTAL	TFL	SACKS	FF	FR	PBU
2013	1-0	0	0	0	0.0-0	0.0-0	0	0	0
2014	11-5	16	5	21	7.0-14	3.0-7	2	0	0
2015	1-1	4	1	5	1.5-3	0.0-0	0	0	0
2016	12-5	16	10	26	5.0-18	2.0-13	1	0	1
2017	6-1	11	8	19	1.5-14	1.5-14	0	0	0
2018	7-7	15	9	24	1.0-3	0.0-0	0	0	0
Career	38-19	62	33	95	16.0-52	6.5-34	3	0	1

#8 LB DYLAN SILCOX

YEAR	GP-GS	UT	AT	TOTAL	TFL	SACKS	FF	FR	PBU
2017	6-0	3	1	4	0.0-0	0.0-0	0	0	0
2018	6-6	21	14	35	3.0-10	1.0-5	0	1	0
Career	12-6	24	15	39	3.0-10	1.0-5	0	1	0

#3 QB SHAWN STANKAVAGE

YEAR	GP-GS	C-A	PCT	YDS	AVG/G	TD	INT	LONG
2018	7-7	99-174	56.9	1011	144.4	9	7	41
Career	7-7	99-174	56.9	1011	144.4	9	7	41

YEAR	RUSH	YDS	AVG	TD	LONG
2018	33	58	1.8	0	18
Career	33	58	1.8	0	18

#91 DT CARL THOMPSON

YEAR	GP-GS	UT	AT	TOTAL	TFL	SACKS	FF	FR	PBU
2015	10-0	7	3	10	2.5-11	1.0-6	0	0	0
2016	8-6	11	11	22	2.5-7	0.5-3	0	0	1
Career	18-6	18	14	32	5.0-18	1.5-9	0	0	1

#18 DB TYRAE THORNTON

YEAR	GP-GS	UT	AT	TOTAL	TFL	SACKS	FF	FR	PBU
2018	6-1	5	4	9	0.0-0	0.0-0	0	0	1
Career	6-1	5	4	9	0.0-0	0.0-0	0	0	1

#18 K HADEN TOBOLA

YEAR	GP-GS	FGM-A	PCT	BLK	LONG	PAT	PCT
2015	11-0	8-13	61.5	2	45	28-28	100.0
2016	11-0	7-11	63.6	1	44	31-34	91.2
2017	3-0	1-1	100.0	0	23	2-3	66.7
2018	5-0	4-5	80.0	0	36	0-0	0.0
Career	30-0	20-29	69.0	3	45	61-65	93.9

#10 WR AUSTIN TRAMMELL

YEAR	GP-GS	RUSH	YDS	AVG	TD	LG	REC	YDS	AVG	TD	LONG
2017	12-3	14	82	5.9	0	23	4	51	12.8	0	17
2018	7-7	0	0	0.0	0	0	32	327	10.2	1	31
Career	19-10	14	82	5.9	0	23	36	378	10.5	1	31

YEAR	KR	YDS	AVG	TD	LONG	PR	YDS	AVG	TD	LONG
2017	17	332	19.5	0	38	10	78	7.8	0	35
2018	9	263	29.2	0	54	3	21	7.0	0	-1
Career	26	595	22.9	0	54	13	99	7.6	0	35

#14 QB JACKSON TYNER

YEAR	GP-GS	C-A	PCT	YDS	AVG/G	TD	INT	LONG
2016	5-1	32-67	47.8	318	63.6	2	1	41
2017	7-2	46-97	47.4	598	85.4	2	5	70
2018	3-0	9-19	47.4	132	66.0	0	1	39
Career	14-3	87-183	47.5	1048	74.9	4	7	70

YEAR	RUSH	YDS	AVG	TD	LONG
2016	20	44	2.2	1	11
2017	22	44	2.0	1	15
2018	1	-3	-3.0	0	0
Career	43	85	2.0	2	15

#1 RB ASTON WALTER

YEAR	GP-GS	RUSH	YDS	AVG	TD	LONG
2015	5-0	0	0	0	0	0
2016	10-2	0	0	0	0	0
2017	2-0	1	6	6.0	0	6
2018	7-0	14	81	5.8	0	26
Career	24-2	14	81	5.8	0	26

#2 RB AUSTIN WALTER

YEAR	GP-GS	RUSH	YDS	AVG	TD	LG	REC	YDS	AVG	TD	LONG
2015	12-3	75	437	5.8	1	32	5	8	1.6	0	11
2016	12-3	68	343	5.0	4	37	12	51	4.2	2	14
2017	12-11	69	400	5.8	4	70	18	219	12.2	1	70
2018	7-0	96	471	4.9	4	62	27	275	10.2	1	36
Career	43-18	308	1658	5.4	13	70	62	553	8.9	4	70

YEAR	KR	YDS	AVG	TD	LONG
2015	30	652	21.7	0	74
2016	17	327	19.2	0	33
2017	6	78	13.0	0	20
2018	16	451	28.2	0	46
Career	69	15078	21.9	0	74

#95 DE ROE WILKINS

YEAR	GP-GS	UT	AT	TOTAL	TFL	SACKS	FF	FR	PBU
2016	12-4	13	7	20	2.0-3	1.0-2	0	0	2
2017	12-8	21	11	32	8.5-43	6.5-40	1	0	0
2018	7-7	13	10	23	3.0-9	1.0-7	1	0	0
Career	31-18	47	28	75	13.5-55	8.5-49	2	0	2

#40 DE BRADY WRIGHT

YEAR	GP-GS	UT	AT	TOTAL	TFL	SACKS	FF	FR	PBU
2015	12-3	10	1	11	1.0-3	0	0	0	0
2016	12-0	8	5	13	1.0-1	0	0	0	0
2017	12-0	6	2	8	0.0-0	0	0	0	0
2018	7-0	0	2	2	0.0-0</				

CAREER HIGHS

#96 DT ZACH ABERCRUMBIA

Tackles 9, vs. UTSA (10/6/18)
 TFL vs. UTSA (10/6/18)
 Sacks 1.0, 3x, last at Pitt (9/30/17)
 Forced Fumbles 1 at UTEP (11/6/15)
 Fumble Recoveries 1, 2x, last vs. UAB (10/13/18)
 Blocked Kicks 1, 2x, last at Old Dominion (11/18/17)

#99 DL MYLES ADAMS

Tackles 4 vs. Army West Point (10/7/17)
 TFL 1.0, 4x, last vs. UTSA (10/6/18)
 Sacks 1.0, 3x, last vs. UTSA (10/6/18)
 Forced Fumbles 1, 3x, last at Hawai'i (9/8/18)

#55 LB BLAZE ALLDREDGE

Tackles 9 at Southern Miss (9/22/18)
 TFL 1.0 vs. UAB (10/13/18)
 Interceptions 1 at Southern Miss (9/22/18)

#7 CB JUSTIN BICKHAM

Tackles 6 vs. Houston (9/1/18)
 TFL 1.5 at UTEP (9/9/17)
 Sacks 1.0 at UTEP (9/9/17)
 Interceptions 1 vs. FIU (9/23/17)
 Pass Breakups 3 2x, last vs. UTSA (10/6/18)

#82 TE JAEGER BULL

Receptions 2 vs. Prairie View A&M (8/25/18)
 Receiving Yards 18 vs. Prairie View A&M (8/25/18)
 Receiving TDs 1 vs. Houston (9/1/18)
 Longest Reception 10 vs. Prairie View A&M (8/25/18)

#4 DB PRUDY CALDERON

Tackles 6 vs. UAB (10/13/18)
 TFL 2 vs. UTSA (10/6/18)
 Interceptions 1 vs. UAB (10/13/18)

#83 WR RHETT CARDWELL

Receptions 3 at Hawai'i (9/8/18)
 Receiving Yards 20 at Hawai'i (9/8/18)
 Longest Reception 12 at Hawai'i (9/8/18)

#28 WR AARON CEPHUS

Receptions 5, 3x, last at Hawai'i (9/8/18)
 Receiving Yards 105 at UTSA (10/21/17)
 Receiving TDs 2 at Southern Miss (9/22/18)
 Longest Reception 63 at UAB (11/4/17)
 All-Purpose Yards 105 at UTSA (10/21/17)

#17 LB TRESHAWN CHAMBERLAIN

Tackles 5 vs. UAB (10/13/18)
 TFL 1.0 at Hawai'i (9/8/18)
 Sacks 1.0 at Hawai'i (9/8/18)

#9 CB JORIAN CLARK

Tackles 7 vs. Louisiana Tech (10/28/17)
 TFL 1.0, 2x, last vs. FIU (9/23/17)

#12 DB JOSH CUMMINGS

Tackles 2 vs. Houston (9/1/18)

#3 CB BRANDON DOUGLAS-DOTSON

Tackles 6 at Old Dominion (11/18/17)
 TFL 1.0, 4x, last vs. UTSA (10/6/18)
 Interceptions 1 vs. North Texas (11/25/17)
 Pass Breakups 2, 2x, last at Hawai'i (9/8/18)
 Kickoff Returns 1 vs. Stanford (8/26/17)
 Kickoff Return Yards 13 vs. Stanford (8/26/17)
 Longest Kickoff Return 13 vs. Stanford (8/26/17)

#33 LB ANTHONY EKPE

Tackles 4, 3x, last at Wake Forest (9/29/18)
 TFL 1.0, 5x, last vs. UAB (10/13/18)
 Sacks 1.0, 3x, last vs. UAB (10/13/18)

#25 RB NAHSHON ELLERBE

Rushes 22 vs. Southern Miss (11/11/17)
 Rushing Yards 153 vs. Southern Miss (11/11/17)
 Rushing TDs 4 vs. Southern Miss (11/11/17)
 Longest Rush 26, 2x, last at Old Dominion (11/18/17)
 Receptions 2 vs. Florida Atlantic (11/5/16)
 Receiving Yards 28 vs. North Texas (11/25/17)
 Longest Reception 28 vs. North Texas (11/25/17)
 Kickoff Returns 5 at Houston (9/16/17)
 Kickoff Return Yards 79 at Houston (9/16/17)
 Longest Kickoff Return 34, 2x, last vs. Prairie View A&M (10/22/16)
 Punt Returns 4 vs. Florida Atlantic (11/5/16)
 Punt Return Yards 19 vs. UTEP (11/19/16)
 Longest Punt Return 19 vs. UTEP (11/19/16)
 All-Purpose Yards 153 vs. Southern Miss (11/11/17)

#12 CB D' ANGELO ELLIS

Tackles 5, 2x, last at Old Dominion (11/18/17)
 Interceptions 1 vs. Prairie View A&M (10/22/16)
 Pass Breakups 3 vs. North Texas (11/25/17)

#33 RB EMMANUEL ESUKPA

Rushes 32 vs. Prairie View A&M (8/25/18)
 Rushing Yards 173 vs. Prairie View A&M (8/25/18)
 Rushing TDs 1, 5x, last at Hawai'i (9/8/18)
 Longest Rush 52 vs. Houston (9/1/18)
 Receptions 1, 3x, last at Pitt (9/30/17)
 Receiving Yards 19 vs. Stanford (8/26/17)
 Longest Reception 19 vs. Stanford (8/26/17)
 All-Purpose Yards 173 vs. Prairie View A&M (8/25/18)

#2 K JACK FOX

Punts 12 vs. UAB (10/13/18)
 Long Punt 70 vs. UAB (10/13/18)
 Punting Average 50.2 vs. North Texas (11/25/17)
 Field Goals 2 vs. Prairie View A&M (8/25/18)
 Longest Field Goal 44 vs. Houston (9/1/18)

#92 DE ELIJAH GARCIA

Tackles 5 vs. Houston (9/1/18)
 TFL 1.0, 2x, last vs. UAB (10/13/18)

#45 FB GIOVANNI GENTOSI

Rushes 3 at Southern Miss (9/29/18)
 Rushing Yards 31 at Southern Miss (9/29/18)
 Longest Rush 19 at Southern Miss (9/29/18)

#46 LB GARRETT GRAMMER

Tackles 2 vs. FIU (9/23/17)
 Forced Fumbles 1 vs. FIU (9/23/17)

#93 DL PARKER HANUSA

Tackles 6 at Southern Miss (9/22/18)
 TFL 1.5 at North Texas (9/19/15)
 Sacks 1.0, 3x, last vs. FIU (9/23/17)

#11 WR BRENDAN HARMON

Receptions 3 vs. Houston (9/1/18)
 Receiving Yards 16 vs. UTSA (10/6/18)
 Receiving TDs 1 vs. Houston (9/1/18)
 Longest Reception 14 vs. UTSA (10/6/18)

#25 K WILL HARRISON

Field Goals 1, 2x, last at Houston (9/16/17)
 Longest Field Goal 36 at UTEP (9/9/17)

#52 DL JAVANTE HUBBARD

Tackles 2 vs. Prairie View A&M (8/25/18)

#42 LB DYLAN JAMES

Tackles 2 vs. Southern Miss (11/11/17)

#19 QB EVAN MARSHMAN

Completions 6 vs. UAB (10/13/18)
 Attempts 16 vs. UAB (10/13/18)
 Passing Yards 57 vs. UAB (10/13/18)
 Long Pass 24 vs. UAB (10/13/18)
 Rushes 7 vs. UAB (10/13/18)
 Rushing Yards 7 vs. UAB (10/13/18)
 Longest Rush 13 vs. UAB (10/13/18)

#15 LB ANTONIO MONTERO

Tackles 5 vs. UAB (10/13/18)

#8 WR CAMERON MONTGOMERY

Rushes 4 vs. Louisiana Tech (10/28/17)
 Rushing Yards 42 vs. Louisiana Tech (10/28/17)
 Longest Rush 12 vs. Louisiana Tech (10/28/17)
 All-Purpose Yards 42 vs. Louisiana Tech (10/28/17)

#7 TE JORDAN MYERS

Receptions 4 at UTEP (9/9/17)
 Receiving Yards 42 at UTEP (9/9/17)
 Receiving TDs vs. Houston (9/1/18)
 Longest Reception 29 vs. Houston (9/1/18)
 Rushes 15 vs. Army West Point (10/7/17)
 Rushing Yards 76 vs. Army West Point (10/7/17)
 Rushing TDs 1 at UTEP (9/9/17)
 Longest Rush 18, 2x, last vs. Army West Point (10/7/17)
 All-Purpose Yards 76 vs. Army West Point (10/7/17)

#5 DB DASHARM NEWSOME

Tackles 3 at Wake Forest (9/29/18)

#31 LB MARTIN NWAKAMMA

Tackles 7, 2x, last vs. North Texas (11/25/17)
 TFL 1.0, 3x, last at Hawai'i (9/8/18)

#20 DB GEORGE NYAKWOL

Tackles 5 at Southern Miss (9/22/18)
 TFL 1.0 at Southern Miss (9/22/18)
 Interceptions 1 at Wake Forest (9/29/18)

#10 LB KENNETH ORJI

Tackles 4 vs. UAB (10/13/18)

#35 TE/FB WILL PHILLIPS

Receptions 1, 2x, last at Old Dominion (11/18/17)
 Receiving Yards 19 at Pitt (9/30/17)
 Longest Reception 19 at Pitt (9/30/17)
 Rushes 2 vs. Southern Miss (11/11/17)
 Rushing Yards 8 vs. Louisiana Tech (10/28/17)
 Rushing TDs 1 vs. Louisiana Tech (10/28/17)
 All-Purpose Yards 19 at Pitt (9/30/17)

#29 S HOUSTON ROBERT

Tackles 15 vs. Southern Miss (11/11/17)
 TFL 2.0 at Wake Forest (9/29/18)
 Sacks 1.0 at Wake Forest (9/29/18)

#94 DE GRAYSEN SCHANTZ

Tackles 8 vs. Houston (9/1/18)
 TFL 2.0, 2x, last vs. Hawaii (10/4/14)
 Sacks 2.0 at Hawaii (10/4/14)
 Forced Fumbles 1, 2x, last vs. North Texas (9/24/16)
 Blocked Kicks 1, 2x, last at Louisiana Tech (10/29/16)

#98 DL TREY SCHUMAN

Tackles 3 vs. UAB (10/13/18)

#8 LB DYLAN SILCOX

Tackles 11 vs. Houston (9/1/18)
 Sacks 1.0 vs. Prairie View A&M (8/25/18)
 TFL 2.0 vs. UTSA (10/6/18)
 Fumble Recoveries 1 vs. Prairie View A&M (8/25/18)

#3 QB SHAWN STANKAVAGE

Completions 20, 2x, last at Hawai'i (9/8/18)
 Attempts 32 at Southern Miss (9/29/18)
 Passing Yards 299 at Hawai'i (9/8/18)
 Passing TD 3 vs. Houston (9/1/18)
 Long Pass 41 at Hawai'i (9/8/18)
 Rushes 9 at Hawai'i (9/8/18)
 Rushing Yards 26 vs. Prairie View A&M (8/25/18)
 Longest Rush 18 vs. Prairie View A&M (8/25/18)

#91 DT CARL THOMPSON

Tackles 7, 2x, last vs. UTSA (10/15/16)
 TFL 2.5 at UTSA (11/21/15)
 Sacks 1.0 at UTSA (11/21/15)

#18 DB TYRAE THORNTON

Tackles 3, 2x, last at Southern Miss (9/22/18)

GAME 8: FIU



#18 K HADEN TOBOLA

Field Goals 2, 2x, last vs. North Texas (9/24/16)
Longest Field Goal 45 at UTSA (11/21/15)

#10 WR AUSTIN TRAMMELL

Rushes 3, 2x, last at Old Dominion (11/18/17)
Rushing Yards 30 at Old Dominion (11/18/17)
Longest Rush 23 vs. Army West Point (10/7/17)
Receptions 7 vs. Houston (9/1/18)
Receiving Yards 91 at Hawai'i (9/8/18)
Receiving TDs 1 at Hawai'i (9/8/18)
Longest Reception 29 at Southern Miss (9/22/18)
Kickoff Returns 4, 3x, last vs. Houston (9/1/18)
Kickoff Return Yards 107 vs. Prairie View A&M (8/25/18)
Longest Kickoff Return 43 vs. Houston (9/1/18)
Punt Returns 2, 2x, last at UTSA (10/21/17)
Punt Return Yards 35 vs. Army West Point (10/7/17)
Longest Punt Return 35 vs. Army West Point (10/7/17)
All-Purpose Yards 143 vs. Prairie View A&M (8/25/18)

#14 QB JACKSON TYNER

Completions 18 vs. UTEP (11/19/16)
Attempts 37 at Stanford (11/26/16)
Passing Yards 222 at Pitt (9/30/17)
Passing TDs 2 vs. UTEP (11/19/16)
Long Pass 70 at Pitt (9/30/17)
Rushes 7 at Stanford (11/26/16)
Rushing Yards 19, 2x, last vs. Army West Point (10/7/17)
Rushing TDs 1, 2x, last vs. FIU (9/23/17)
Longest Rush 15, 2x, last vs. Army West Point (10/7/17)
Receptions 1, 2x, last vs. FIU (9/23/17)
Receiving Yards 24 vs. UTEP (11/19/16)
Receiving TDs 1 vs. UTEP (11/19/16)

#11 WR ASTON WALTER

Rushes 6 at Southern Miss (9/29/18)
Rushing Yards 26 vs. Prairie View A&M (8/25/18)
Longest Rush 26 vs. Prairie View A&M (8/25/18)

#2 RB AUSTIN WALTER

Rushes 19, 2x, last vs. UAB (10/13/18)
Rushing Yards 167 at Wake Forest (9/29/18)
Rushing TDs 2 vs. Prairie View A&M (8/25/18)
Longest Rush 70 at UAB (11/4/17)
Receptions 8, vs. UTSA (10/6/18)
Receiving Yards 82 at Hawai'i (9/8/18)
Receiving TDs 2 vs. Prairie View A&M (10/22/16)
Longest Reception 70 at Pitt (9/30/17)
Kickoff Returns 9 at Southern Miss (11/14/15)
Kickoff Return Yards 176 at Southern Miss (11/14/15)
Longest Kickoff Return 74 at Baylor (9/26/15)
All-Purpose Yards 266 at Wake Forest (9/29/18)

#13 RB COLLIN WHITAKER

Rushes 4 at Pitt (9/30/17)
Rushing Yards 7 at Pitt (9/30/17)
Longest Rush 5 at Pitt (9/30/17)

#95 DE ROE WILKINS

Tackles 7 vs. Prairie View A&M (8/25/18)
TFL 3.0 vs. North Texas (11/25/17)
Sacks 2.0 vs. North Texas (11/25/17)
Forced Fumbles 1, 2x, last vs. Prairie View A&M (8/25/18)

#40 DE BRADY WRIGHT

Tackles 2, 9x, last vs. Louisiana Tech (10/28/17)
TFL 1.0, 2x, last at Southern Miss (10/1/16)

'18 RICE COACHING STAFF

Head Coach | **Mike Bloomgren**
 Alma Mater | **Florida State, '99**
 Record at Rice | **1-6, First Season**
 Career Record | **1-6, First Season**

Associate HC/Special Teams Coordinator |

- Pete Lembo**
Alma Mater | **Georgetown, '92**
- OC/Wide Receivers | **Jerry Mack**
Alma Mater | **Arkansas State, '03**
- DC/Safeties | **Brian Smith**
Alma Mater | **Massachusetts, '01**
- Offensive Linemen | **Joe Ashfield**
Alma Mater | **St. John's (Minn.), '00**
- Tight Ends | **Bill Best**
Alma Mater | **Louisiana-Monroe, '01**
- Defensive Linemen | **Cedric Calhoun**
Alma Mater | **Morehouse, '95**
- QBs | **Robbie Picazo**
Alma Mater | **Stanford, '13**
- Running Backs | **Drew Svoboda**
Alma Mater | **Stephen F. Austin, '99**
- Linebackers | **Scott Vestal**
Alma Mater | **Texas A&M, '03**
- Cornerbacks | **Gerard Wilcher**
Alma Mater | **Morehouse, '92**
- Strength & Conditioning | **Hans Straub**
Alma Mater | **Towson, '02**
- Assistant AD/Football Operations | **Jerry Pickle**
Alma Mater | **Delta State, '76**

BLOOMGREN VS OPPONENTS

UAB	0-1
FIU	0-0
Hawai'i	0-1
Houston	0-1
LSU	0-0
Louisiana Tech	0-0
North Texas	0-0
Old Dominion	0-0
Prairie View A&M	1-0
Southern Miss	0-1
UTEP	0-0
UTSA	0-0
Wake Forest	0-1



MIKE BLOOMGREN
DUNLEVIE FAMILY HEAD FOOTBALL COACH
1ST SEASON

Mike Bloomgren was named the 19th head football coach at Rice University on December 6, 2017. Bloomgren comes to Rice after seven seasons with the Cardinal, first as the offensive line coach (2011-12) and then assuming the reigns of Stanford's pro style offensive attack in 2013, setting the stage for one of the most successful decades in the program's rich history. Stanford has won eight or more games in each of his seasons and reached the Pac-12 Football Championship four times, winning three titles.

Prior to 2017, Bloomgren had coached 12 NFL Draft selections and 11 All-America selections at Stanford, including 2015 Outland Trophy winner Joshua Garnett and NCAA all-purpose yardage record holder Christian McCaffrey.

The 2017 campaign has seen running back Bryce Love nearly match McCaffrey's production on his way to being named a finalist for both the Heisman Trophy and Doak Walker Award. Love burst out of the gate with 180 yards on 13 carries against Rice in season opener in Sydney, Australia and completed the regular season with 1,973 yards on the ground, second only to McCaffrey's school-record 2,019 in 2015.

Bloomgren's 2016 unit ended the season on a six-game winning streak in which the offense produced 290.5 rushing yards/game, the most by any Power 5 program over that stretch. McCaffrey, the eighth overall pick in the NFL Draft by the Carolina Panthers, earned All-America honors for the second straight season and was an All-Pac-12 first team running back. His 183.87 career all-purpose yards/game were most of any active FBS player at season's end, and his 6,987 career all-purpose yards were second-most of any active FBS player.

Bloomgren was instrumental in the breakout season posted in 2015 by McCaffrey, that season's Associated Press Player of the Year and Heisman Trophy finalist. McCaffrey, the program's single-season rushing leader, led the nation in all-purpose yards while breaking Barry Sanders' NCAA record.

Stanford amassed a school-record 3,131 rushing yards on 610 attempts that season, the most by the program. The offensive unit's 529 points ranked second-most in a season, its 33 rushing touchdowns, 223.7 rushing yards/game, 30 passing touchdowns, 37.8 points/game and 6,097 total yards of offense ranked third.

Stanford scored at least 30 points in a national-best 13 consecutive games and led the nation in time of possession (34:48), the seventh-best by any team in the past 20 years.

Four Cardinal heard their names called at the NFL Draft following the 2015 season, including first-round selection Garnett, Stanford's unanimous first team All-America -- and only the ninth in school history. Garnett was the program's first Outland Trophy winner as the nation's top interior lineman, and won the Morris Trophy, presented to the Pac-12 Lineman of the Year.

Bloomgren's linemen were named a finalist for the inaugural Joe Moore Award in 2015, given to the nation's top offensive line.

While facing six nationally ranked opponents in 2014, including four on the road, Bloomgren helped Stanford win eight games. The Cardinal scored at least 30 points in seven of 13 games on the season and increased its nation-best streak of scoring at least 10 points to 95 games. Stanford also set a record for the most points in a bowl game in program history with 45 in the Foster Farms Bowl win against Maryland.

Stanford amassed a program-best 2,904 rushing yards during the 2013 season, Bloomgren's first year at the offensive helm.

Individual honors are closely tied to Bloomgren. He has earned recognition for both his coaching and recruiting prowess. Rivals.com named Bloomgren one of its 2014 National Recruiters of the Year -- the latest such honor that began in 2012 when ESPN recognized him as its Pac-12 Recruiter of the Year. Rivals.com tabbed Bloomgren as one of the nation's top-25 recruiters in 2016. FootballScoop.com named Bloomgren its 2013 Offensive Line Coach of the Year following two years of eye-opening accomplishments.

Bloomgren joined the Cardinal staff as offensive line coach and run game coordinator in 2011 after spending four seasons with the New York Jets, where he served as assistant offensive coordinator (2010), offensive assistant (2009) and offensive quality control coach (2007-08).

In 2013, all five offensive linemen received All-Pac-12 honors, including first-team selection Yankey. Yankey was named Stanford's first two-time first-team All-American selection since Bob Whitfield (1990-91). One of four senior starters on the offensive line in 2013, Yankey was also selected as a semifinalist for the Outland Trophy and Lombardi Award.

Four of Bloomgren's five starting offensive linemen earned All-Pac-12 honors in 2012, including first-teamer Yankey.

Yankey was the winner of the league's 2012 Morris Trophy. The consensus All-American was Stanford's first winner of the award since 2002.

The Cardinal offensive line afforded 200-plus yards rushing in six games during the 2012 season, paving the way for record-breaking running back Stepfan Taylor. The Doak Walker Award semifinalist produced the best season of his career (109.29 yards/game).

Bloomgren's work with the offensive line in 2011, which included three first-year starters, played a pivotal role in providing protection for Heisman finalist Andrew Luck to complete over 70 percent of his passes and throw a school-record 37 touchdowns, in addition to compiling the third-highest rushing total in school annals. Stanford's ground game keyed an offense that ranked seventh nationally in scoring average at 43.2 points/game and eighth in total offense at 489.3 yards/game.

Bloomgren launched his coaching career as an undergraduate assistant for Bobby Bowden at Florida State, where the Seminoles captured a pair of Atlantic Coast Conference titles (1997-98) during his tenure. He served as co-offensive coordinator at Catawba College from 2002-04 and offensive coordinator at Delta State from 2006-06. A 1999 graduate of Florida State with a bachelor's degree in sports management, Bloomgren earned his master's degree in higher education from Alabama in 2001.

A native of Tallahassee, Florida, Mike and his wife, Lara, have two sons, Tyler and Parker.



THE BLOMGREN FILE

Coaching Career

- 1999-2001, Graduate Assistant, Alabama
- 2002-04, Catawba College, Co-Offensive Coordinator
- 2005-06, Delta State, Offensive Coordinator
- 2007-10, New York Jets
 - Offensive Quality Control 2007-08
 - Offensive Assistant 2009
 - Assistant Offensive Line 2010
- 2011-17, Stanford
 - Offensive Line, 2011-12
 - Andrew Luck Director of Offense, 2013
 - Andrew Luck Director of Offense/Associate Head Coach, 2014-17
- **2018, Rice University, Dunlevie Family Head Football Coach**

DAVID SHAW--Head Coach, Stanford "It's always important to go to the right place with right fit, particularly with your first (head coach) job. You want to have an opportunity to be successful. Your personality needs to fit the place. Your philosophy needs to fit the philosophy of the athletic department and the school and the fan base. Mike is one of those guys down the road that we'll say is one of the top guys in the profession."

When Mike Bloomgren leads the Rice Owls onto the Rice Stadium turf for his first game on August 25, he will do so as the Dunlevie Family Head Football Coach, thanks to an endowed gift by Bruce '79 and Elizabeth Dunlevie.

"As lifelong fans of Rice Athletics, Elizabeth and I are thrilled to make this contribution to the football program," Dunlevie said. "We believe that Division I athletics is a fundamental aspect of a diverse college student experience, which it has been at Rice for decades. We also have the utmost respect for the discipline required of Rice's student-athletes to succeed simultaneously in the classroom and in their sport. We hope that others who feel as we do will be similarly inspired to support the vitality of Rice Athletics."

The endowment is the first for a Rice Athletics coaching position, and one of the few endowed head coaching position within the FBS (Football Bowl Subdivision) level of NCAA Football.

REX RYAN---ESPN NFL and former New York Jets Head Coach "There are two things that jumped out to me about Mike -- his work ethic and just how sharp he was. Coaches put in a lot of hours and Mike just loved it. He was full of energy regardless of how long we were working, which impressed me. He brought a lot of out-of-the-box thinking that wasn't being done in the league, like Wildcat formations and direct snaps. I used to challenge him to come up with new stuff, which he did and then we implemented it a lot. It's no surprise he became a head coach at a young age and I think he's going to do some great things there at Rice. They're going to be a fun team to watch and I'm excited for Mike."



2018 SCORING DRIVES

RICE

Opp.	Plays	Yards	TOP	Result	Qtr.	Time	How Scored	QB
PVAMU	14	86	7:52	TD	1	4:29	Au. Walter 10-yd run	Stankavage
PVAMU	3	44	0:57	TD	1	1:53	Esukpa 15-yd run	Stankavage
PVAMU	9	60	4:09	FG	2	11:03	Fox 33-yd FG	Tyner
PVAMU	10	47	4:49	FG	2	4:17	Tobola 36-yd FG	Tyner
PVAMU	4	25	1:53	TD	4	11:46	Au. Walter 8-yd run	Stankavage
PVAMU	-	-	-	SAF	4	10:15	Team Safety	-
PVAMU	9	52	4:28	FG	4	0:00	Fox 23-yd FG	Stankavage
HOU	4	80	2:15	TD	1	1:17	Myers 29-yd rec	Stankavage
HOU	7	19	4:24	FG	2	10:10	Fox 44-yd FG	Stankavage
HOU	3	8	1:27	TD	2	4:53	Bull 2-yd rec	Stankavage
HOU	10	88	1:26	TD	2	0:15	Harmon 1-yd rec	Stankavage
HOU	13	62	7:00	FG	3	8:00	Tobola 28-yd FG	Stankavage
UH	2	69	0:28	TD	1	3:03	Esukpa 51-yd run	Stankavage
UH	7	40	0:35	FG	2	0:19	Fox 34-yd FG	Stankavage
UH	10	60	4:26	FG	3	9:45	Tobola 31-yd FG	Stankavage
UH	-	-	-	SAF	4	14:43	Nwakamma Safety	-
UH	5	35	2:46	TD	4	11:49	Trammell 31-yd rec	Stankavage
UH	5	65	1:11	TD	4	1:48	Cephus 19-yd rec	Stankavage
USM	3	75	1:21	TD	1	6:31	Au. Walter 62-yd run	Stankavage
USM	12	59	6:34	TD	2	7:24	Cephus 5-yd rec	Stankavage
USM	8	58	3:54	TD	4	6:58	Cephus 4-yd rec	Stankavage
WAKE	8	39	3:16	FG	2	10:17	Fox 39-yd FG	Stankavage
WAKE	3	72	1:23	TD	3	10:08	Au. Walter 8-yd rec	Stankavage
WAKE	1	38	0:18	TD	3	7:55	Au. Walter 38-yd run	Stankavage
WAKE	13	62	5:38	TD	4	14:50	Cephus 3-yd rec	Stankavage
UTSA	12	65	6:32	FG	3	8:28	Tobola 28-yd FG	Stankavage

BOLD ITALIC denotes season high

OPPONENT

Opp.	Plays	Yards	TOP	Result	Qtr.	Time	How Scored	QB
PVAMU	6	75	1:57	TD	2	9:06	Holcomb 20-yd rec	Morton
PVAMU	7	69	2:44	TD	2	1:33	Medrano 2-yd rec	Morton
PVAMU	4	69	0:34	TD	2	0:06	Wallace 20-yd rec	Morton
PVAMU	8	94	3:04	TD	3	8:05	Good 27-yd run	Morton
HOU	7	36	1:41	FG	1	13:19	Novikoff 45-yd FG	King
HOU	7	75	2:13	TD	2	7:57	Stevenson 51-yd run	King
HOU	5	75	1:19	TD	2	3:34	Lark 40-yd rec	King
HOU	3	75	0:56	TD	3	7:04	King 4-yd run	King
HOU	3	70	0:48	TD	3	2:37	Stevenson 57-yd rec	King
HOU	5	68	1:48	TD	4	13:04	Lark 18-yd rec	King
HOU	5	71	2:29	TD	4	3:08	Carr 37-yd run	King
UH	7	65	2:21	TD	1	9:14	Ursua 6-yd rec	McDonald
UH	7	75	3:36	TD	1	3:39	Byrd 10-yd rec	McDonald
UH	8	65	3:44	TD	2	8:05	Armstrong-Brown 14-yd rec	McDonald
UH	4	27	1:44	TD	3	4:37	Holly III 5-yd run	McDonald
UH	5	99	1:54	TD	4	3:01	Byrd 26-yd rec	McDonald
UH	1	46	0:10	TD	4	1:35	Holly III 46-yd run	McDonald
USM	5	67	1:30	FG	1	9:32	Shaunfield 28-yd FG	Abraham
USM	1	28	0:09	TD	1	7:52	Watkins 28-yd rec	Abraham
USM	9	86	4:14	TD	2	14:06	Parks 14-yd rec	Abraham
USM	1	1	0:04	TD	2	3:15	Anderson 1-yd run	Abraham
USM	10	74	4:28	TD	3	8:58	Adams 6-yd rec	Abraham
USM	8	41	4:36	FG	3	2:10	Shaunfield 44-yd FG	Abraham
USM	4	91	2:15	TD	4	11:00	Jones 21-yd rec	Abraham
WAKE	3	64	0:41	TD	1	10:37	Dortch 54-yd rec	Hartman
WAKE	7	55	2:03	TD	1	6:58	Carney 1-yd run	Hartman
WAKE	7	61	2:24	TD	1	3:30	Dortch 10-yd run	Hartman
WAKE	7	18	1:40	TD	2	13:33	Carney 1-yd run	Hartman
WAKE	7	76	2:07	TD	2	8:10	Dortch 38-yd rec	Hartman
WAKE	-	-	-	TD	2	5:25	Bassey 51-yd FR	-
WAKE	4	75	1:10	TD	3	8:58	Dortch 4-yd rec	Hartman
WAKE	-	-	-	TD	3	8:13	Wade, Jr. 60-yd INT return	-
UTSA	14	72	5:47	FG	1	0:44	Sackett 44-yd FG	Grundy
UTSA	1	3	0:05	TD	2	6:51	Daniels 3-yd run	Grundy
UTSA	4	-9	0:57	FG	2	5:04	Sackett 40-yd FG	Grundy
UTSA	5	32	2:49	TD	4	1:50	Rhodes 1-yd run	Grundy
UAB	4	75	0:39	TD	1	14:21	Ubosi 38-yd rec	Erdely
UAB	-	-	-	TD	1	8:57	Biles 0-yd punt	-
UAB	3	99	1:32	TD	2	10:04	Ubosi 95-ys rec	Erdely
UAB	3	66	0:24	TD	2	1:16	Erdely 19-yd run	Erdely
UAB	6	80	2:14	TD	3	10:10	Street 2-yd run	Erdely
UAB	2	3	0:27	TD	3	9:36	Brown 1-yd run	Erdely

BOLD ITALIC denotes season high



PLAYER NOTES

QUARTERBACKS

3 SHAWN STANKAVAGE (GRADUATE TRANSFER)

- Stan-CAV-ij
- Has thrown for 968 yards and nine TDs in his past six starts... His nine TD passes in last four are three more than the Owls had in 12 games in 2017.
- Threw for 299 yards at Hawai'i, the most passing yards by an Owl since Stehling threw for 407 vs. Prairie View in 2016.
- Threw for 204 yards and three touchdowns vs. Houston, with all three TD's coming on the first career TD receptions for each receiver (Jordan Myers, Jaeger Bull, Brendan Harmon)... First Rice QB to throw three TDs since Tyler Stehling threw for five against Prairie View A&M on Oct 22, 2016.
- 20 completions vs. Houston were the most since Stehling had 35 at Charlotte on Nov. 12, 2016 and he matched that total with 20 at Hawai'i.
- Made his collegiate starting debut vs. Prairie View and led the Owls to touchdowns on each of his first two drives in the first half and to a touchdown and game-winning field goal in the fourth quarter.
- Was his first extensive game action since the final game of his senior year of high school when Cardinal Gibbons (Raleigh NC) was eliminated in the second round of the 2013 North Carolina 3AA playoffs (11/22/13).

19 EVAN MARSHMAN (RS-FR.)

- Saw his first action at quarterback vs. UAB in relief of Shawn Stankavage and completed 6-16 passes for 57 yards.
- Had seen action earlier in season on special teams.

14 JACKSON TYNER (RS-JR.)

- Completed 4-8 for 88 yards vs. Houston, highlighted by a 39-yard connection with Aaron Cephus.
- Threw for 44 yards (5/9) in action vs. Prairie View and led the Owls to a pair of field goals.

HALFBACKS

9 NAHSHON ELLERBE (RS-JR.)

- Owls leading rusher in 2017 made his 2018 debut on special teams at Southern Miss after completing his rehab from an injury sustained in the 2017 finale vs. North Texas.
- Carried the ball three times for five yards at Wake Forest.

33 EMMANUEL ESUKPA (RS-JR.)

- Second on the team with a career-high 443 yards and 63.3 per game (7th in C-USA).
- Topped 100 yards for the second time in the first three games, finishing with 104 on 17 carries at Hawai'i... First Owl to top 100 twice in the first three games since Charles Ross in 2013.
- Scored on a 51-yard run vs. Hawai'i, his second straight game with a carry of over 50 yards... He set up the Owls first score vs. Houston with a career-best, 52-yard run.
- 173 yards were the most for an Owl in an opener since Trevor Cobb opened a season that would end as the winner of the Doak Walker Award by rushing for 197 yards at Northwestern to open the 1991 season.

1 ASTON WALTER (RS-SR.)

- Averaging 5.8 per carry (14/81).
- Ripped off a 26-yard run in the game's final minute to set up Jack Fox's game winning field goal vs. Prairie View.
- Entered the game in relieve of twin brother Austin, who was battling cramps.

2/27 AUSTIN WALTER (RS-SR.)

- Will wear #27 (his original number) when appearing on special teams with P/K Jack Fox.
- Second in the nation in All-Purpose Yards (1197) and third in APY average per game (171.0), ranks fourth in kick return yards (451) sixth in average per KOR yards per game (64.4) and 11th in KR average per return (28.2).
- 1,197 AP yards are his career high and 129 from moving into 10th on the Owls single-season list (Trevor Cobb, 1989). Cobb holds the school record with 1,844 in 1991.
- His 70 yards receiving vs. UTSA allowed him to join Cobb as the only Owls to have 1,500 yards rushing, 500 yards receiving and 1,000 yard in kick returns.
- Has topped 200 AP yards in each of the last three games (254 @Hawai'i, 204 @

USM, 266 @Wake Forest).

- Established career-highs in rushing (165) and APR (266) at Wake Forest.
- Became the 8th Owl to surpass 3,000 career all-purpose yards with 254 at Hawai'i (25 rushing/82 receiving/147 kick returns)... Now ranks fifth in school history with 3,676 and needs 61 to move past Charles Ross (2009-13) into third.
- Moved into 3rd on the Rice career kick return list with 1,508... Quentis Roper is 2nd with 1,683.
- 20th Owl to rush for 1,600 yards in a career... Ranks 18th all-time with 1,651. Stahle Vincent is 17th (1,675), Ed Bailey is 16th (1,700) and Chase Clement 15th (1,741).
- Scored on a 62-yard run at Southern Miss and now has three career TD's from scrimmage of 60 yards or longer. Had a 70-yard TD reception at Pitt and a 70-yard TD run at UAB in 2017.

FULLBACKS

45 GIO GENTOSI (GRADUATE TRANSFER)

- Transfer from UCLA who made his first start as an Owl vs. Houston and gained four yards on his first reception.
- Matched his previous career total (w/UCLA) with three carries for a career-best 31 yards at Wake Forest.
- Averaging 7 yards per carry this year (5/35).

35 WILL PHILLIPS (RS-SO.)

- Made the start at fullback in the opener vs. Prairie View and carried the ball once for two yards.

TIGHT ENDS

82 JAEGER BULL (RS-FR.)

- Former HS quarterback who made his collegiate debut with a start vs. Prairie View.
- Scored his first career touchdown on a two-yard pass from Shawn Stankavage vs. Houston.
- Caught a pair of passes for 18 yards, each for a first down.

7 JORDAN MYERS (RS-SO.)

- Most experienced tight end after seeing action at the position in 2017
- Teamed up with Shawn Stankavage on a 29-yard reception vs. Houston for his first career touchdown reception and Stankavage's first career TD pass.

WIDE RECEIVERS

28 AARON CEPHUS (RS-SO.)

- Has 340 yards, 22 receptions and four touchdowns in the last six games after being held to one catch for 10 yards in the opener... Has caught a TD in three of the last four games.
- Needs 28 yards to top 1,000 receiving yards and three receptions to set a career high.
- Led the Owls with 97 receiving yards at Hawai'i on five receptions and his first TD of the year, with a long of 41 yards.

10 AUSTIN TRAMMELL (SO.)

- Leads the Owls with 32 receptions and has caught at least five in four of the seven games.
- Averaging 29.2 on nine KO returns, which ranks 8th nationally and would lead C-USA, but is shy of the minimum to appear in C-USA rankings.
- Caught a career- best seven passes for 62 yards vs. Houston.
- Reached the end zone for the first time in his career at Hawai'i (31 yards).
- Topped 100 yards in kick returns for the first time in his career vs. Prairie View, finishing with 107 yards on four returns.

11 BRENDAN HARMON (RS-SR.)

- Grabbed his first career touchdown reception on a one-yard pass from Shawn Stankavage with 15 second left in the half to give the Owls a 24-17 lead over Houston... Finished the game with three receptions.
- Caught one pass for eight yards on the Owls game-winning drive in his collegiate debut vs. Prairie View.

PLAYER NOTES

OFFENSIVE LINEMEN

58 SHEA BAKER (RS-FR.)

- Stepped into starting role as a redshirt freshman and started every game.

79 JOSEPH DILL (JR.)

- Second most experience Owl on the front line, with 12 consecutive starts.

66 JACK GREENE (RS-SO.)

- Moved into the starting lineup after a strong spring and fall and made his debut with a start vs. Prairie View.

77 UZOMA OSUJI (RS-SO.)

- Made his starting debut vs. Prairie View and started the first six.

76 SAM PIERCE (RS-SR.)

- Co-captain who has played in 40 consecutive games, including 28 starts, since 2105.

78 JAKE SYPTAK (FR-HS)

- Made his starting debut vs. UAB. First true freshman to start on O-Line since Joseph Dill at Southern Miss in 2016.

DEFENSIVE LINE

96 ZACH ABERCRUMBIA (RS JR.)

- Co-captain who is second on the team with 32 tackles, five shy of matching his career high set last year.
- Credited with a career-high nine tackles vs. UTSA, including a pair for loss and also a pair of hurries.
- Had set his previous career best with six tackles at Houston and matched that vs. Wake Forest.
- Tied for the team lead with five tackles at Hawai'i.

99 MYLES ADAMS (JR.)

- Made his first career start at Hawai'i and was credited with a pair of tackles, including a sack for a loss of 11 and forcing his second fumble of the year.
- Credited with sacks in back-to-back, games at Hawai'i and Southern Miss and is tied for the team lead with 2.5.
- Credited with a tackle, a forced fumble and a quarterback hurry in the opener.

92 ELIJAH GARCIA (RS-SO.)

- Credited with a career-high four tackles in the opener, including one for loss in the opener vs. Prairie view and matched that total vs. UAB.

93 PARKER HANUSA (GR)

- Credited with a career-high six tackles at Southern Miss and added two at Wake Forest.
- One of two returning Owls named to the 2017 CoSIDA All District Seven Academic team (Jorian Clark).

95 ROE WILKINS (RS-JR.)

- Credited with a career-best seven tackles, including a sack and also caused a fumble in the opener.
- Led all C-USA interior linemen with 6.5 sacks as a sophomore, which tied for 10th on the Rice single season chart. Now has 8.5 sacks in his career and needs 5.5 to enter the Owls career top ten.

LINEBACKERS

55 BLAZE ALLDREDGE (SO.)

- JUCO transfer who made his starting debut at Southern Miss for Dylan Silcox (illness) and responded with nine tackles and the Owls first interception of the year, which he returned for 19 yards.

33 ANTHONY EKPE (RS-SO.)

- Made his first career start in the opener and sparked the Owls' fourth quar-

ter comeback vs. Prairie View with a sack and forced fumble setting up Austin Walter's second touchdown and draw the Owls to 28-26.

15 ANTONIO MONTERO (FR.)

- True freshman who made his first career start at Wake Forest and has 11 tackles in the last three games (all starts).

31 MARTIN NWAKAMMA (SR.)

- Made his 14th career start at Southern Miss
- Added two points for the Owls at Hawai'i with a safety on a tackle of RB Fred Holly III in the end zone.

8 DYLAN SILCOX (RS-SO.)

- Leads the team with 35 tackles despite missing the Southern Miss game because of illness.
- Reached double figures in tackles for the first time with an 11-tackle effort vs. Houston.
- Made his first career start vs. Prairie View and was second on the team with six tackles, including his first career sack, and recovered a fumble to set up the Owls first score in their fourth-quarter rally.

DEFENSIVE BACKS

7 JUSTIN BICKHAM (RS-JR.)

- Made his 19th career start vs. UAB
- Matched his career high with three PBU vs. UTSA and leads the team with six on the season.
- Credited with a career- best six tackles as well as a TFL, a forced fumble and a broke up one pass vs. Houston.

3 BRANDON DOUGLAS-DOTSON (SR.)

- Has made 19 career starts.
- Broke up a pair of passes vs. UTSA.

20 GEORGE NYAKWOL (SO.)

- Made his first career start vs. Prairie View and was credited with a pair of tackles and a pass breakup.
- Picked off his first pass vs. Wake Forest.
- Credited with a career-high five tackles, including his first career TFL at Southern Miss.

29 HOUSTON ROBERT (RS-JR.)

- Made his 8th career start at USM and was credited with five tackles and a pair of TFLs, including his first career solo sack.
- Tied for second on the team with 2.5 TFL, second with 5 PBU and third with 1.5 sacks.

18 TYRAE THORNTON (RS-FR.)

- Made his first career start vs. Houston and was credited with three tackles.
- Held out of the Hawai'i game with an injury.

SPECIAL TEAMS

2 JACK FOX (SR.)

- Preseason All C-USA pick Ray Guy Award Watch List and three-time Ray's 8 honoree this year.
- Set a C-USA record with 588 punting yards while tying the school and conference marks with 12 punts (49.0 average)... Had a pair of punts of 60 yards or better, including a career-best 70 yard effort and had six of at least 50 yards. Punting yardage is the most in the nation this year and the most in a game since Michael Cintron of Rutgers had 603 yards on 16 punts vs. Michigan on 10/6/16.
- Hugh Keeney punted 13 times for Rice in the 1947 Orange Bowl win over Tennessee, but bowl stats were not included in school records at that time.
- Leads C-USA with a 45.7 yard average, 16 punts of 50 yards or longer... Average ranks 9th nationally... 16 punts of 50+ are one shy of his career high of 17 set last year.
- Has placed 16 of his 44 punts inside the 20 this year (second in C-USA), 11 of them inside the 10.
- Held Wake Forest's Greg Dortch, who was averaging 17 yards per punt return and had returned two for TDS, to 14 yards on his only return.



PLAYER NOTES

- Kicked a pair of field goals for the first time in his career, including the game-winner as time expired, and placed four of five punts inside the 10 in the second half to spark the Owls rally over Prairie View.
- Punts were downed at the six, four, seven and the last at the two, which led to the Owls taking over at their 44 for the drive to his game-winning field goal.
- With Rice trailing 28-19, he nailed a career-best, 63-yard punt late in the third quarter when to the PVAM seven that set the stage for a sack and fumble that led to a Rice touchdown.
- Averaged 49.5 yards on four punts vs. Houston, three of them over 50 yards and connected on a career-long, 44-yard field goal.

18 HADEN TOBOLA (SR.)

- Has hit on three of four field goals this year.
- Field goal at Hawai'i was his 19th (in 29 tries) which tied him with Alan Pringle for 8th on the Rice career list... Brennan Landry is 7th with 22.
- Has converted 61/65 PATs to rank eighth in school history... Wes Hansen (1976-79) is seventh with 62.

INDIVIDUAL & TEAM SUPERLATIVES

RICE SUPERLATIVES

Individual

Rushes	32	Emmanuel Esukpa vs. Prairie View A&M (Aug 25, 2018)
Yards Rushing	173	Emmanuel Esukpa vs. Prairie View A&M (Aug 25, 2018)
TD Rushes	2	Austin Walter vs. Prairie View A&M (Aug 25, 2018)
Pass attempts	32	Shawn Stankavage at Wake Forest (Sept 29, 2018)
Pass completions	20	Shawn Stankavage at Hawai'i (Sept 8, 2018) Shawn Stankavage vs. Houston (Sept 1, 2018)
Yards Passing	299	Shawn Stankavage at Hawai'i (Sept 8, 2018)
TD Passes	3	Shawn Stankavage vs. Houston (Sept 1, 2018)
Long Pass	41	Shawn Stankavage at Hawai'i (Sept 8, 2018)
Receptions	8	Austin Walter vs. UTSA (Oct. 6, 2018)
Yards Receiving	97	Aaron Cephus at Hawai'i (Sept 8, 2018)
TD Receptions	2	Aaron Cephus at Southern Miss (Sept 22, 2018)
Long Reception	41	Aaron Cephus at Hawai'i (Sept 8, 2018)
Field Goals	2	Jack Fox vs. Prairie View A&M (Aug 25, 2018)
Long Field Goal	44	Jack Fox vs. Houston (Sept 1, 2018)
Punts	12	Jack Fox vs. UAB (Oct. 13, 2018)
Punting Avg	49.2	Jack Fox vs. Houston (Sept 1, 2018)
Long Punt	64	Jack Fox at Hawai'i (Sept 8, 2018)
Punts inside 20	4	Jack Fox vs. UTSA (Oct. 6, 2018) Jack Fox vs. Prairie View A&M (Aug 25, 2018)
Long Punt Return	15	Austin Trammell vs. UTSA (Oct 6, 2018)
Long Kickoff Return	54	Austin Trammell at Wake Forest (Sept 29, 2018)
Tackles	11	Dylan Silcox vs. Houston (Sept 1, 2018)
Sacks	1.0	Eight times; last Anthony Ekpe vs. UAB (Oct. 13, 2018)
Tackles For Loss	2.0	Three times; last Zach Abercumbia & Dylan Silcox vs. UTSA (Oct 6, 2018)
Interceptions	1	Prudy Calderon vs. UAB (Oct 13, 2018) George Nyakwol at Wake Forest (Sept 29, 2018) Blaze Alldredge at Southern Miss (Sept 22, 2018)

Team

Rushes	50	vs. Prairie View A&M (Aug 25, 2018)
Yards Rushing	310	vs. Prairie View A&M (Aug 25, 2018)
Yards Per Rush	6.2	vs. Prairie View A&M (Aug 25, 2018)
TD Rushes	3	vs. Prairie View A&M (Aug 25, 2018)
Pass attempts	41	vs. Houston (Sept 1, 2018)
Pass completions	24	vs. Houston (Sept 1, 2018)
Yards Passing	299	at Hawai'i (Sept 8, 2018)
Yards Per Pass	14.9	at Hawai'i (Sept 8, 2018)
TD Passes	3	vs. Houston (Sept 1, 2018)
Total Plays	84	vs. Houston (Sept 1, 2018)
Total Offense	446	at Hawai'i (Sept 8, 2018)
Yards Per Play	6.2	at Hawai'i (Sept 8, 2018)
Points	31	vs. Prairie View A&M (Aug 25, 2018)
Sacks By	3	vs. Prairie View A&M (Aug 25, 2018)
First Downs	22	vs. Houston (Sept 1, 2018) Prairie View A&M (Aug 25, 2018)
Penalties	7	vs. Houston (Sept 1, 2018)
Penalty Yards	57	vs. Prairie View A&M (Aug 25, 2018)
Turnovers	3	at Wake Forest (Sept 29, 2018)
Interceptions By	1	vs. UAB (Oct 13, 2018) at Wake Forest (Sept 29, 2018) at Southern Miss (Sept 22, 2018)
Punts	13	vs. UAB (Oct 13, 2018)
Punting Avg	49.2	vs. Houston (Sept 1, 2018)
Long Punt	70	vs. UAB (Oct 13, 2018)
Punts inside 20	4	vs. UTSA (Oct 6, 2018) vs. Prairie View A&M (Aug 25, 2018)
Long Punt Return	15	UTSA (Oct 6, 2018)

OPPONENT SUPERLATIVES

Individual

Rushes	17	Fred Holly III at Hawai'i (Sept 8, 2018)
Yards Rushing	100	Fred Holly III at Hawai'i (Sept 8, 2018)
TD Rushes	2	Cade Carney at Wake Forest (Sept 29, 2018) Fred Holly III at Hawai'i (Sept 8, 2018)
Long Rush	51	Marquez Stevenson vs. Houston (Sept 1, 2018)
Pass attempts	38	Jalen Morton vs. Prairie View A&M (Aug 25, 2018)
Pass completions	25	Jack Abraham at Southern Miss (Sept 22, 2018)
Yards Passing	428	Jack Abraham at Southern Miss (Sept 22, 2018)
TD Passes	4	Sam Hartman at Wake Forest (Sept 29, 2018) Jack Abraham at Southern Miss (Sept 22, 2018) Cole McDonald at Hawai'i (Sept 8, 2018)
Long Pass	95	A.J. Erdely vs. UAB (Oct 13, 2018)
Receptions	11	Greg Dortch at Wake Forest (Sept 29, 2018)
Yards Receiving	196	Xavier Ubosi vs. UAB (Oct 13, 2018)
TD Receptions	4	Greg Dortch at Wake Forest (Sept 29, 2018)
Long Reception	95	Xavier Ubosi vs. UAB (Oct 13, 2018)
Field Goals	2	Parker Shaunfield at Southern Miss (Sept 22, 2018)
Long Field Goal	45	Caden Novikoff vs. Houston (Sept 1, 2018)
Punts	6	Kyle Greenwell vs. UAB (Oct 13, 2018)
Punting Avg	45.3	Dane Roy vs. Houston (Sept 1, 2018)
Long Punt	49	Dom Maggio at Wake Forest (Sept 29, 2018)
Punts inside 20	2	Dane Roy vs. Houston (Sept 1, 2018)
Long Punt Return	26	Andre Wilson vs. UAB (Oct 13, 2018)
Long Kickoff Return	36	Marquez Stevenson vs. Houston (Sept 1, 2018)
Tackles	14	Solomon Matautia at Hawai'i (Sept 8, 2018)
Sacks	3.0	Isaiah Chambers vs. Houston (Sept 1, 2018)
Tackles For Loss	3.5	Ed Oliver vs. Houston (Sept 1, 2018)
Interceptions	1	Six times; last Luke Masterson at Wake Forest (Sept 29, 2018) Chuck Wade, Jr. at Wake Forest (Sept 29, 2018)

Team

Rushes	45	vs. UAB (Oct 13, 2018)
Yards Rushing	257	vs. Houston (Sept 1, 2018)
Yards Per Rush	7.1	vs. Houston (Sept 1, 2018)
TD Rushes	3	vs. UAB (Oct 13, 2018) vs. Houston (Sept 1, 2018)
Pass attempts	34	at Southern Miss (Sept 22, 2018)
Pass completions	25	at Southern Miss (Sept 22, 2018)
Yards Passing	428	at Southern Miss (Sept 22, 2018)
Yards Per Pass	24.9	vs. UAB (Oct 13, 2018)
TD Passes	4	at Wake Forest (Sept 29, 2018) at Southern Miss (Sept 22, 2018) at Hawai'i (Sept 8, 2018)
Total Plays	65	at Southern Miss (Sept 22, 2018)
Total Offense	577	vs. Houston (Sept 1, 2018)
Yards Per Play	9.5	vs. Houston (Sept 1, 2018)
Points	56	at Wake Forest (Sept 29, 2018)
Sacks By	3.0	vs. UAB (Oct 13, 2018) at Hawai'i (Sept 8, 2018) vs. Houston (Sept 1, 2018)
First Downs	25	at Southern Miss (Sept 22, 2018)
Penalties	6	at Hawai'i (Sept 8, 2018) vs. Prairie View A&M (Aug 25, 2018)
Penalty Yards	60	at Hawai'i (Sept 8, 2018) vs. Prairie View A&M (Aug 25, 2018)
Turnovers	2	vs. UAB (Oct 13, 2018) at Wake Forest (Sept 29, 2018) vs. Houston (Sept 1, 2018)
Interceptions By	2	at Wake Forest (Sept 29, 2018) at Southern Miss (Sept 22, 2018)
Punts	6	vs. UAB (Oct 13, 2018) vs. Prairie View A&M (Aug 25, 2018)
Punting Avg	45.3	vs. Houston (Sept 1, 2018)
Long Punt	49	at Wake Forest (Sept 29, 2018)
Punts inside 20	2	vs. Houston (Sept 1, 2018)
Long Punt Return	26	vs. UAB (Oct 13, 2018)



2018 DRIVE SUPERLATIVES

Longest Drive		Rice	Opponents
No. of Plays		14 (86 yds, 7:52 TOP) vs. Prairie View A&M results in TD	10, 2x, last (58 yds, 4:50 TOP) by UAB results in turnover on downs
By No. of Yards		88 (10p, 1:26 TOP) vs. Houston results in TD	99, 2x, last (3 p, 1:32 TOP) by UAB results in TD
By Time of Possession		7:52 (14 p, 86 yds) vs. Prairie View A&M results in TD	4:50 (10p, 58 yds) by UAB results in turnover on downs
Shortest Drive		Rice	Opponents
No. of Plays		0 (last 0 yds; 0:06 TOP) vs. Prairie View A&M end of half	0, 2x (last: 0 yds, 0:00 TOP) by Wake Forest results in end of half
By No. of Yards		-14 (1 p, 0:07 TOP) at Hawai'i results in fumble	-25 (4p, 1:31 TOP) by Prairie View A&M results in safety
By Time of Possession		0:06 (last 0 p, 0 yds) vs. Prairie View A&M end of half	0:00, 2x (last 0p, 0 yds) by Wake Forest results in end of half

2018 TURNOVERS

Opponent	Forced by Rice					Forced by Opponent			
	Fumbles	INT	Total	Pts Off	Margin	Fumbles	INT	Total	Pts Off
Prairie View A&M	1	0	1	7	+1	0	0	0	0
Houston	2	0	2	7	+1	0	1	1	0
at Hawaii	0	0	0	0	-2	1	1	2	7
at Southern Miss	0	1	1	0	-1	0	2	2	14
at Wake Forest	1	1	2	7	-1	1	2	3	21
UTSA	0	0	0	0	0	2	2	4	17
UAB	1	1	2	0	+1	1	0	1	7
at FIU									
at North Texas									
UTEP									
at Louisiana Tech									
at LSU									
Old Dominion									
TOTALS	5	3	8	21	-1	5	8	13	66

2018 RICE BIG PLAYS

Opponent	Rushing				Passing				Special Teams	
	10-19	20-29	30-39	40+	20-29	30-39	40-49	50+	Block	Ret. TD
Prairie View A&M	7	3	1	0	1	0	0	0	0	0
Houston	2	1	0	1	1	3	0	0	0	0
at Hawaii	1	1	0	1	2	2	1	0	0	0
at Southern Miss	2	0	0	1	1	0	0	0	0	0
at Wake Forest	4	0	2	1	0	0	0	0	0	0
UTSA	0	0	0	0	1	0	0	0	0	0
UAB	1	0	0	0	1	1	0	0	0	0
at FIU										
at North Texas										
UTEP										
at Louisiana Tech										
at LSU										
Old Dominion										
TOTALS	17	5	3	4	7	6	1	0	0	0

2018 OPPONENT BIG PLAYS

Opponent	Rushing				Passing				Special Teams	
	10-19	20-29	30-39	40+	20-29	30-39	40-49	50+	Block	Ret. TD
Prairie View A&M	4	1	1	0	3	2	1	0	0	0
Houston	3	2	1	1	3	1	2	1	0	0
at Hawaii	5	0	0	1	3	1	0	1	0	0
at Southern Miss	4	1	0	0	3	1	1	2	0	0
at Wake Forest	3	0	0	0	1	1	1	1	0	0
UTSA	3	0	0	0	1	0	0	0	0	0
UAB	2	5	0	0	3	2	0	1	1	1
at FIU										
at North Texas										
UTEP										
at Louisiana Tech										
at LSU										
Old Dominion										
TOTALS	24	9	2	2	17	8	5	6	1	1

TEAM STATISTICS

Team Statistics	RICE	OPP
SCORING	136	274
Points Per Game	19.4	39.1
Points Off Turnovers	21	66
FIRST DOWNS	116	138
Rushing	46	56
Passing	60	72
Penalty	10	10
RUSHING YARDAGE	1105	1211
Yards gained rushing	1258	1356
Yards lost rushing	153	145
Rushing Attempts	279	248
Average Per Rush	4.0	4.9
Average Per Game	157.9	173.0
TDs Rushing	6	14
PASSING YARDAGE	1217	1871
Comp-Att-Int	115-214-8	117-182-3
Average Per Pass	5.7	10.3
Average Per Catch	10.6	16.0
Average Per Game	173.9	267.3
TDs Passing	9	20
TOTAL OFFENSE	2322	3082
Total Plays	493	430
Average Per Play	4.7	7.2
Average Per Game	331.7	440.3
KICK RETURNS: #-Yards	26-716	11-174
PUNT RETURNS: #-Yards	4-20	8-83
INT RETURNS: #-Yards	3-19	8-186
KICK RETURN AVERAGE	27.5	15.8
PUNT RETURN AVERAGE	5.0	10.4
INT RETURN AVERAGE	6.3	23.2
FUMBLES-LOST	10-5	11-5
PENALTIES-Yards	36-312	34-307
Average Per Game	44.6	43.9
PUNTS-Yards	45-2009	33-1293
Average Per Punt	44.6	39.2
Net punt average	40.1	37.4
KICKOFFS-Yards	29-1837	51-3071
Average Per Kick	63.3	60.2
Net kick average	41.8	36.4
TIME OF POSSESSION/Game	34:20	25:40
3RD-DOWN Conversions	38/117	27/78
3rd-Down Pct	32%	35%
4TH-DOWN Conversions	9/17	3/8
4th-Down Pct	53%	38%
SACKS BY-Yards	9-73	12-59
MISC YARDS	0	0
TOUCHDOWNS SCORED	15	37
FIELD GOALS-ATTEMPTS	9-15	5-7
ON-SIDE KICKS	0-1	0-0
RED-ZONE SCORES	(17-20) 85%	(23-26) 88%
RED-ZONE TOUCHDOWNS	(10-20) 50%	(21-26) 81%
PAT-ATTEMPTS	(13-13) 100%	(33-34) 97%
ATTENDANCE	84526	67790
Games/Avg Per Game	4/21132	3/22597
Neutral Site Games		0/0

Score by Quarters	1st	2nd	3rd	4th	OT	Total
Rice	35	36	23	42	0	136
Opponents	65	101	66	42	0	274



RESULTS

Date	Opponent	Score	Overall	Conference	Time	Attend
Aug 25, 2018	PRAIRIE VIEW A&M	W 31-28	1-0	0-0	3:09	20050
Sept 1, 2018	HOUSTON	L 27-45	1-1	0-0	3:33	26390
Sep 08, 2018	at Hawai'i	L 29-43	1-2	0-0	3:13	23112
* Sep 22, 2018	at Southern Miss	L 22-40	1-3	0-1	2:47	20159
Sep 29, 2018	at Wake Forest	L 24-56	1-4	0-1	3:01	24519
* Oct 06, 2018	UTSA	L 3-20	1-5	0-2	3:06	19170
* Oct 13, 2018	UAB	L 0-42	1-6	0-3	3:07	18916

INDIVIDUAL STATISTICS

Rushing	gp	att	gain	loss	net	avg	td	lg	avg/g
Austin Walter	7	96	521	50	471	4.9	4	62	67.3
Emmanuel Esukpa	7	112	466	23	443	4.0	2	52	63.3
Aston Walter	7	14	83	2	81	5.8	0	26	11.6
Shawn Stankavage	7	33	117	59	58	1.8	0	18	8.3
Giovanni Gentosi	7	5	35	0	35	7.0	0	19	5.0
Evan Marshman	3	7	21	14	7	1.0	0	13	2.3
Jordan Myers	6	5	6	0	6	1.2	0	2	1.0
Nahshon Ellerbe	3	4	6	2	4	1.0	0	4	1.3
Will Phillips	7	1	2	0	2	2.0	0	2	0.3
Juma Otoviano	6	1	1	0	1	1.0	0	1	0.2
Jackson Tyner	3	1	0	3	-3	-3.0	0	0	-1.0
Total	7	279	1258	153	1105	4.0	6	62	157.9
Opponents	7	248	1356	145	1211	4.9	14	51	173.0

Passing	gp	effic	comp-att-int	pct	yds	td	lg	avg/g
Shawn Stankavage	7	114.73	99-174-7	56.9	1011	9	41	144.4
Jackson Tyner	3	95.20	9-19-1	47.4	132	0	39	44.0
Evan Marshman	3	67.43	6-16-0	37.5	57	0	24	19.0
TEAM	4	0.00	0-4-0	0.0	0	0	0	0.0
Jack Fox	7	242.80	1-1-0	100.	17	0	17	2.4
Total	7	107.91	115-214-8	53.7	1217	9	41	173.9
Opponents	7	183.61	117-182-3	64.3	1871	20	95	267.3

Receiving	gp	no.	yds	avg	td	lg	avg/g
Austin Trammell	7	32	327	10.2	1	31	46.7
Austin Walter	7	27	275	10.2	1	36	39.3
Aaron Cephus	7	23	350	15.2	4	41	50.0
Brendan Harmon	6	9	56	6.2	1	14	9.3
Jordan Myers	6	8	123	15.4	1	29	20.5
Rhett Cardwell	7	8	36	4.5	0	12	5.1
Jaeger Bull	7	5	26	5.2	1	10	3.7
Giovanni Gentosi	7	2	9	4.5	0	5	1.3
Aston Walter	7	1	15	15.0	0	15	2.1
Total	7	115	1217	10.6	9	41	173.9
Opponents	7	117	1871	16.0	20	95	267.3

Punt Returns	no.	yds	avg	td	lg
Austin Trammell	3	21	7.0	0	19
Jordan Myers	1	-1	-1.0	0	0
Total	4	20	5.0	0	19
Opponents	8	83	10.4	1	26

Interceptions	no.	yds	avg	td	lg
Prudy Calderon	1	0	0.0	0	0
Blaze Alldredge	1	19	19.0	0	19
George Nyakwol	1	0	0.0	0	0
Total	3	19	6.3	0	19
Opponents	8	186	23.2	1	60

Kick Returns	no.	yds	avg	td	lg
Austin Walter	16	451	28.2	0	46
Austin Trammell	9	263	29.2	0	54
Treshawn Chamberlain	1	2	2.0	0	2
Total	26	716	27.5	0	54
Opponents	11	174	15.8	0	36

Fumble Returns	no.	yds	avg	td	lg
Total	0	0	0.0	0	0
Opponents	3	65	21.7	1	51

INDIVIDUAL STATISTICS

Scoring	td	fg	PAT				dxp	saf	pts
			kick	rush	rcv	pass			
Austin Walter	5	-	-	-	-	-	-	30	
Jack Fox	-	5-10	13-13	-	-	0-1	-	28	
Aaron Cephus	4	-	-	-	-	-	-	24	
Emmanuel Esukpa	2	-	-	-	-	-	-	12	
Haden Tobola	-	4-5	-	-	-	-	-	12	
Jordan Myers	1	-	-	1-1	-	-	-	8	
Austin Trammell	1	-	-	-	-	-	-	6	
Brendan Harmon	1	-	-	-	-	-	-	6	
Jaeger Bull	1	-	-	-	-	-	-	6	
Martin Nwakamma	-	-	-	-	-	-	1	2	
TEAM	-	-	-	-	-	-	1	2	
Total	15	9-15	13-13	1-1	-	0-1	-	2 136	
Opponents	37	5-7	33-34	1-1	1	1-2	-	274	

Total Offense	g	plays	rush	pass	total	avg/g
Shawn Stankavage	7	207	58	1011	1069	152.7
Austin Walter	7	96	471	0	471	67.3
Emmanuel Esukpa	7	112	443	0	443	63.3
Jackson Tyner	3	20	-3	132	129	43.0
Aston Walter	7	14	81	0	81	11.6
Evan Marshman	3	23	7	57	64	21.3
Giovanni Gentosi	7	5	35	0	35	5.0
Jack Fox	7	1	0	17	17	2.4
Jordan Myers	6	5	6	0	6	1.0
Nahshon Ellerbe	3	4	4	0	4	1.3
Will Phillips	7	1	2	0	2	0.3
Juma Otoviano	6	1	1	0	1	0.2
Total	7	493	1105	1217	2322	331.7
Opponents	7	430	1211	1871	3082	440.3

Field Goals	fg	pct.	01-19	20-29	30-39	40-49	50-99	lg	blk
Jack Fox	5-10	50.0	0-0	1-1	3-4	1-3	0-2	44	0
Haden Tobola	4-5	80.0	0-0	2-2	2-2	0-1	0-0	36	0

FG Sequence	Rice	Opponents
Prairie View A&M	(33),(36),51,(23)	-
Houston	(44),(28),48,50,47	(45),35
Hawai'i	(34),(31)	-
Southern Miss	-	(28),(44)
Wake Forest	(39),38	-
UTSA	(28)	(44),(40)
UAB	45	52

Punting	no.	yds	avg	lg	tb	fc	i20	50+	blk
Jack Fox	44	2009	45.7	70	6	14	15	16	1
TEAM	1	0	0.0	0	0	0	0	0	0
Total	45	2009	44.6	70	6	14	15	16	1
Opponents	33	1293	39.2	57	2	16	8	2	0

Kickoffs	no.	yds	avg	tb	ob	retn	net	ydln
Jack Fox	29	1837	63.3	18	0			
Total	29	1837	63.3	18	0	15.8	41.8	23
Opponents	51	3071	60.2	20	2	27.5	36.4	28

Numbers in (parentheses) indicate field goal was made.



INDIVIDUAL STATISTICS

All Purpose	g	rush	rcv	pr	kr	ir	total	avg/g
Austin Walter	7	471	275	0	451	0	1197	171.0
Austin Trammell	7	0	327	21	263	0	611	87.3
Emmanuel Esuk	7	443	0	0	0	0	443	63.3
Aaron Cephus	7	0	350	0	0	0	350	50.0
Jordan Myers	6	6	123	-1	0	0	128	21.3
Aston Walter	7	81	15	0	0	0	96	13.7
Shawn Stankav	7	58	0	0	0	0	58	8.3
Brendan Harmo	6	0	56	0	0	0	56	9.3
Giovanni Gentos	7	35	9	0	0	0	44	6.3
Rhett Cardwell	7	0	36	0	0	0	36	5.1
Jaeger Bull	7	0	26	0	0	0	26	3.7
Blaze Alldredge	7	0	0	0	0	19	19	2.7
Evan Marshman	3	7	0	0	0	0	7	2.3
Nahshon Ellerbe	3	4	0	0	0	0	4	1.3
Treshawn Cham	7	0	0	0	2	0	2	0.3
Will Phillips	7	2	0	0	0	0	2	0.3
Juma Otoviano	6	1	0	0	0	0	1	0.2
Jackson Tyner	3	-3	0	0	0	0	-3	-1.0
Total	7	1105	1217	20	716	19	3077	439.6
Opponents	7	1211	1871	83	174	186	3525	503.6

INDIVIDUAL DEFENSIVE STATISTICS

#	Defensive Leaders	gp	Tackles			tfl/yds	Sacks no-yds	Pass defense			Fumbles		blkd	
			ua	a	tot			int-yds	brup	qbh	rcv-yds	ff	kick	saf
8	Dylan Silcox	6	21	14	35	3.0-10	1.0-5	.	.	.	1-0	.	.	.
96	Zach Abercrombia	7	15	17	32	3.0-10	.	.	.	2	1-0	.	.	.
94	Graysen Schantz	7	15	9	24	1.5-4	.	.	.	1
7	Justin Bickham	7	22	2	24	2.0-3	.	.	6	.	.	1	.	.
95	Roe Wilkins	7	13	10	23	3.0-9	1.0-7	1	.	.
20	George Nyakwol	7	17	6	23	1.0-2	.	1-0	2
92	Elijah Garcia	7	11	10	21	2.0-9	.	.	1	1
55	Blaze Alldredge	7	12	9	21	1.5-8	.	1-19
29	Houston Robert	7	15	6	21	2.5-13	1.5-10	.	5	.	1-0	.	.	.
3E	Anthony Ekpe	7	12	4	16	2.0-20	2.0-20	1	.	.
4E	Prudy Calderon	7	15	1	16	.	.	1-0	2
15	Antonio Montero	7	12	3	15
99	Myles Adams	7	11	2	13	2.5-27	2.5-27	.	.	1	.	2	.	.
9D	Jorian Clark	7	12	1	13	.	.	.	2
31	Martin Nwakamma	7	9	3	12	2.0-3	.	.	1	1	1-0	.	.	1
17	Treshawn Chamberlai	7	9	2	11	1.0-4	1.0-4
18	Tyrae Thornton	6	5	4	9	.	.	.	1
93	Parker Hanusa	7	4	5	9
3D	Brandon Douglas	6	7	.	7	1.0-2	.	.	3
5	Dasharm Newsome	5	4	2	6
98	Trey Schuman	7	4	1	5	1.0-1
16	Joshua Cummings	6	3	1	4
1E	Kenneth Orji	5	3	1	4
52	JaVante Hubbard	3	2	.	2
40	Brady Wright	7	.	2	2
35	Will Phillips	7	2	.	2
82	Jaeger Bull	7	1	.	1
83	Rhett Cardwell	7	1	.	1
33	Emmanuel Esukpa	7	1	.	1
21	Juma Otoviano	6	1	.	1
14	Jackson Tyner	3	1	.	1
13	Collin Whitaker	2	.	1	1
2S	Jack Fox	7	1	.	1
10	Evan Marshman	3	1	.	1
4D	Kebreyn Page	3	1	.	1
1	Aston Walter	7	1	.	1
36	Campbell Riddle	7	1-0	.	.	.
TM	TEAM	4	1
Total		7	264	116	380	29-125	9-73	3-19	23	6	5-0	5	.	2
Opponents		7	302	186	488	47-150	12-59	8-186	35	17	5-65	6	1	.



GAME-BY-GAME DEFENSIVE STATISTICS

Total Tackles	UA-A	Total	PVAM	HOU	UH	USM	WF	UTSA	UAB
SILCOX, Dylan	21-14	35	4-2	4-7	4-0	DNP	2-4	3-0	4-1
ABERCRUMBIA, Z.	15-17	32	1-1	0-6	5-0	1-1	1-5	7-2	0-2
BICKHAM, Justin	22-2	24	4-1	6-0	3-0	2-1	1-0	2-0	4-0
SCHANTZ, G.	15-9	24	3-0	4-4	4-0	1-3	1-1	2-1	-
NYAKWOL, George	17-6	23	2-0	2-2	4-0	3-2	2-1	1-0	3-1
WILKINS, Roe	13-10	23	6-1	0-3	2-0	1-3	0-3	2-0	2-0
ROBERT, Houston	15-6	21	1-0	3-1	4-1	2-3	4-1	1-0	-
ALLDREDGE, B.	12-9	21	-	-	1-0	4-5	1-3	4-1	2-0
GARCIA, Elijah	11-10	21	1-3	1-4	-	0-1	2-1	3-1	4-0
EKPE, Anthony	12-4	16	3-0	1-3	1-0	1-0	3-1	2-0	1-0
CALDERON, Prudy	15-1	16	-	1-0	3-1	3-0	1-0	1-0	6-0
MONTERO, A.	12-3	15	-	-	1-0	3-0	2-0	3-1	3-2
CLARK, Jorian	12-1	13	2-0	-	3-0	4-0	1-1	1-0	1-0
ADAMS, Myles	11-2	13	1-0	1-1	2-0	0-1	3-0	3-0	1-0
NWAKAMMA, M.	9-3	12	1-0	1-0	3-0	1-1	2-2	-	1-0
CHAMBERLAIN, T.	9-2	11	-	-	1-0	-	3-0	2-0	3-2
HANUSA, Parker	4-5	9	-	0-1	-	2-4	2-0	-	-
THORNTON, Tyrae	5-4	9	1-0	2-1	DNP	1-2	0-1	1-0	-
DOUGLAS, B.	7-0	7	-	DNP	3-0	-	3-0	1-0	-
NEWSOME, D.	4-2	6	DNP	0-1	-	1-0	2-1	DNP	1-0
SCHUMAN, Trey	4-1	5	-	-	-	-	2-0	-	2-1
CUMMINGS, J.	3-1	4	DNP	1-1	-	1-0	-	-	1-0
ORJI, Kenneth	3-1	4	-	-	-	DNP	-	DNP	3-1
WRIGHT, Brady	0-2	2	-	-	-	0-1	0-1	-	-
HUBBARD, J.	2-0	2	2-0	-	DNP	DNP	DNP	-	DNP
PHILLIPS, Will	2-0	2	1-0	-	1-0	-	-	-	-
MARSHMAN, Evan	1-0	1	DNP	DNP	-	DNP	DNP	-	1-0
TYNER, Jackson	1-0	1	-	-	DNP	DNP	DNP	1-0	DNP
OTOVIANO, Juma	1-0	1	-	DNP	-	1-0	-	-	-
PAGE, Kebreyun	1-0	1	DNP	DNP	DNP	DNP	1-0	-	-
ESUKPA, E.	1-0	1	-	-	-	1-0	-	-	-
WALTER, Aston	1-0	1	1-0	-	-	-	-	-	-
FOX, Jack	1-0	1	-	1-0	-	-	-	-	-
WHITAKER, C.	0-1	1	DNP	0-1	-	DNP	DNP	DNP	DNP
BULL, Jaeger	1-0	1	-	-	-	-	1-0	-	-
CARDWELL, Rhett	1-0	1	-	-	-	1-0	-	-	-

GAME-BY-GAME DEFENSIVE STATISTICS

SACKS	UA-A	Total	PVAM	HOU	UH	USM	WF	UTSA	UAB
ADAMS, Myles	2-1	2.5	-	-	1.0-11	0.5-6	-	1.0-10	-
EKPE, Anthony	2-0	2.0	1.0-10	-	-	-	-	-	1.0-10
ROBERT, Houston	1-1	1.5	-	-	-	0.5-5	1.0-5	-	-
SILCOX, Dylan	1-0	1.0	1.0-5	-	-	DNP	-	-	-
CHAMBERLAIN, T.	1-0	1.0	-	-	1.0-4	-	-	-	-
WILKINS, Roe	1-0	1.0	1.0-7	-	-	-	-	-	-

PUNT RETURNS	No-Yds	PVAM	HOU	UH	USM	WF	UTSA	UAB
TRAMMELL, A.	3-21	1--1	-	-	-	-	2-22	-
MYERS, Jordan	1--1	-	-	1--1	-	DNP	-	-

KICK RETURNS	No-Yds	PVAM	HOU	UH	USM	WF	UTSA	UAB
WALTER, Austin	16-451	2-63	2-42	5-147	4-115	2-69	1-15	-
TRAMMELL, A.	9-263	4-107	4-102	-	-	1-54	-	-
CHAMBERLAIN, T.	1-2	-	-	1-2	-	-	-	-

INT. RETURNS	No-Yds	PVAM	HOU	UH	USM	WF	UTSA	UAB
NYAKWOL, George	1-0	-	-	-	-	1-0	-	-
CALDERON, Prudy	1-0	-	-	-	-	-	-	1-0
ALLDREDGE, B.	1-19	-	-	-	1-19	-	-	-

FUMBLE RETURNS	No-Yds	PVAM	HOU	UH	USM	WF	UTSA	UAB
----------------	--------	------	-----	----	-----	----	------	-----



GAME-BY-GAME PASSING STATISTICS

#3 STANKAVAGE, S.	Comp	Att	Int	Pct	Yards	TD	Long	Sacked	Effic
Prairie View A&M	7	15	0	46.7	43	0	10	0-0	70.75
Houston	20	31	1	64.5	204	3	32	3-11	145.28
Hawai'i	20	31	1	64.5	299	2	41	3-19	160.37
Southern Miss	13	26	2	50.0	125	2	29	0-0	100.38
Wake Forest	17	32	2	53.1	103	2	17	0-0	88.29
UTSA	15	27	1	55.6	158	0	25	3-14	97.30
UAB	7	12	0	58.3	79	0	35	2-8	113.63
TOTALS	99	174	7	56.9	1011	9	41	11-52	114.73

#14 TYNER, Jackson	Comp	Att	Int	Pct	Yards	TD	Long	Sacked	Effic
Prairie View A&M	5	9	0	55.6	44	0	23	0-0	96.62
Houston	4	8	0	50.0	88	0	39	0-0	142.40
UTSA	0	2	1	0.0	0	0	0	0-0	-100.00
TOTALS	9	19	1	47.4	132	0	39	0-0	95.20

#10 MARSHMAN, Evan	Comp	Att	Int	Pct	Yards	TD	Long	Sacked	Effic
UAB	6	16	0	37.5	57	0	24	1-7	67.43
TOTALS	6	16	0	37.5	57	0	24	1-7	67.43

#2S FOX, Jack	Comp	Att	Int	Pct	Yards	TD	Long	Sacked	Effic
UTSA	1	1	0	100.0	17	0	17	0-0	242.80
TOTALS	1	1	0	100.0	17	0	17	0-0	242.80

#TM TEAM	Comp	Att	Int	Pct	Yards	TD	Long	Sacked	Effic
Houston	0	2	0	0.0	0	0	0	0-0	0.00
Hawai'i	0	2	0	0.0	0	0	0	0-0	0.00
TOTALS	0	4	0	0.0	0	0	0	0-0	0.00

GAME-BY-GAME RUSHING & RECEIVING STATISTICS

RUSHING	No-Yds/TD	PVAM	HOU	UH	USM	WF	UTSA	UAB
WALTER, Austin	96-471/4	11-83/2	19-55/0	9-25/0	6-81/1	18-165/1	14-31/0	19-31/0
ESUKPA, E.	112-443/2	32-173/1	17-81/0	17-104/1	18-37/0	11-20/0	15-20/0	2-8/0
WALTER, Aston	14-81/0	1-26/0	3-16/0	1-4/0	-	6-25/0	-	3-10/0
STANKAVAGE, S.	33-58/0	5-26/0	4-5/0	9-10/0	4-17/0	3-21/0	6-3/0	2-8/0
GENTOSI, G.	5-35/0	-	-	-	-	3-31/0	1-2/0	1-2/0
MARSHMAN, Evan	7-7/0	DNP	DNP	-	DNP	DNP	-	7-7/0
MYERS, Jordan	5-6/0	-	-	3-4/0	1-2/0	DNP	-	1-0/0
ELLERBE, N.	4-4/0	DNP	DNP	DNP	-	3-5/0	DNP	1-1/0
PHILLIPS, Will	1-2/0	1-2/0	-	-	-	-	-	-
OTOVIANO, Juma	1-1/0	-	DNP	-	-	-	-	1-1/0
TYNER, Jackson	1-3/0	-	-	DNP	DNP	DNP	1-3/0	DNP

RECEIVING	No-Yds/TD	PVAM	HOU	UH	USM	WF	UTSA	UAB
CEPHUS, Aaron	23-350/4	1-10/0	5-95/0	5-97/1	3-22/2	4-27/1	4-64/0	1-35/0
TRAMMELL, A.	32-327/1	5-37/0	7-62/0	5-91/1	6-60/0	4-29/0	1-8/0	4-40/0
WALTER, Austin	27-275/1	1-8/0	4-70/0	5-82/0	1-8/0	5-32/1	8-70/0	3-5/0
MYERS, Jordan	8-123/1	1-4/0	1-29/1	-	3-35/0	DNP	1-17/0	2-38/0
HARMON, Brendan	9-56/1	1-8/0	3-11/1	-	DNP	2-11/0	2-16/0	1-10/0
CARDWELL, Rhett	8-36/0	1-2/0	1-4/0	3-20/0	-	1-2/0	-	2-8/0
BULL, Jaeger	5-26/1	2-18/0	1-2/1	1-4/0	-	1-2/0	-	-
WALTER, Aston	1-15/0	-	1-15/0	-	-	-	-	-
GENTOSI, G.	2-9/0	-	1-4/0	1-5/0	-	-	-	-



CONVERSIONS AND TIME OF POSSESSION

3rd-Down Conversions

Date	Opponent	Score	Overall	1st Qtr	2nd Qtr	3rd Qtr	4th Qtr	Overtime
Aug 25, 2018	PRAIRIE VIEW A&M	W 31-28	4-14 28.6	2-2 100.0	1-4 25.0	0-4 0.0	1-4 25.0	
Sept 1, 2018	HOUSTON	L 27-45	11-22 50.0	2-4 50.0	3-6 50.0	5-7 71.4	1-5 20.0	
Sep 08, 2018	at Hawai'i	L 29-43	6-17 35.3	1-3 33.3	2-6 33.3	2-4 50.0	1-4 25.0	
Sep 22, 2018	at Southern Miss	L 22-40	7-14 50.0	0-3 0.0	4-5 80.0	1-3 33.3	2-3 66.7	
Sep 29, 2018	at Wake Forest	L 24-56	7-18 38.9	1-5 20.0	4-6 66.7	1-3 33.3	1-4 25.0	
Oct 06, 2018	UTSA	L 3-20	2-15 13.3	0-2 0.0	1-5 20.0	1-5 20.0	0-3 0.0	
Oct 13, 2018	UAB	L 0-42	1-17 5.9	0-4 0.0	0-6 0.0	0-2 0.0	1-5 20.0	
	Rice		38-117 32.5	6-23 26.1	15-38 39.5	10-28 35.7	7-28 25.0	0-0 0.0
	Opponents		27-78 34.6	7-23 30.4	12-26 46.2	2-12 16.7	6-17 35.3	0-0 0.0

4th-Down Conversions

Date	Opponent	Score	Overall	1st Qtr	2nd Qtr	3rd Qtr	4th Qtr	Overtime
Aug 25, 2018	PRAIRIE VIEW A&M	W 31-28	1-1 100.0	0-0 0.0	0-0 0.0	0-0 0.0	1-1 100.0	
Sept 1, 2018	HOUSTON	L 27-45	0-1 0.0	0-0 0.0	0-0 0.0	0-0 0.0	0-1 0.0	
Sep 08, 2018	at Hawai'i	L 29-43	2-4 50.0	0-0 0.0	1-2 50.0	0-0 0.0	1-2 50.0	
Sep 22, 2018	at Southern Miss	L 22-40	0-0 0.0	0-0 0.0	0-0 0.0	0-0 0.0	0-0 0.0	
Sep 29, 2018	at Wake Forest	L 24-56	3-3 100.0	0-0 0.0	1-1 100.0	1-1 100.0	1-1 100.0	
Oct 06, 2018	UTSA	L 3-20	3-6 50.0	0-0 0.0	0-1 0.0	2-2 100.0	1-3 33.3	
Oct 13, 2018	UAB	L 0-42	0-2 0.0	0-1 0.0	0-1 0.0	0-0 0.0	0-0 0.0	
	Rice		9-17 52.9	0-1 0.0	2-5 40.0	3-3 100.0	4-8 50.0	0-0 0.0
	Opponents		3-8 37.5	0-1 0.0	2-3 66.7	0-2 0.0	1-2 50.0	0-0 0.0

Time of Possession

Date	Opponent	Score	Overall	1st Qtr	2nd Qtr	3rd Qtr	4th Qtr	Overtime
Aug 25, 2018	PRAIRIE VIEW A&M	W 31-28	39:39	9:01	9:45	9:51	11:02	
Sept 1, 2018	HOUSTON	L 27-45	39:57	8:17	10:02	13:16	8:22	
Sep 08, 2018	at Hawai'i	L 29-43	32:55	6:00	8:49	9:10	8:56	
Sep 22, 2018	at Southern Miss	L 22-40	28:01	5:57	10:21	5:56	5:47	
Sep 29, 2018	at Wake Forest	L 24-56	37:12	8:00	11:26	9:54	7:52	
Oct 06, 2018	UTSA	L 3-20	30:46	4:52	9:41	9:57	6:16	
Oct 13, 2018	UAB	L 0-42	31:53	9:57	7:14	7:29	7:13	
	Rice	Total	240:23	52:04	67:18	65:33	55:28	0:00
		Avg.	34:20	7:26	9:36	9:21	7:55	0:00
	Opponents	Total	179:37	52:56	37:42	39:27	49:32	0:00
		Avg.	25:39	7:33	5:23	5:38	7:04	0:00

TEAM GAME-BY-GAME STATISTICS

Date	Opponent	Rushing				Receiving				Passing				Kick Returns				Punt Returns				tot off		
		no.	yds	td	lg	no.	yds	td	lg	cmp	att	int	yds	td	lg	no.	yds	td	lg	no.	yds		td	lg
Aug 25	PRAIRIE VIEW A&M	50	310	3	34	12	87	0	23	12	24	0	87	0	23	6	170	0	34	1	-1	0	0	397
Sept 1	HOUSTON	43	147	0	52	24	292	3	39	24	41	1	292	3	39	6	144	0	43	0	0	0	0	439
Sep 08	at Hawai'i	39	147	1	51	20	299	2	41	20	33	1	299	2	41	6	149	0	46	1	-1	0	0	446
Sep 22	at Southern Miss	29	137	1	62	13	125	2	29	13	26	2	125	2	29	4	115	0	39	0	0	0	0	262
Sep 29	at Wake Forest	44	267	1	47	17	103	2	17	17	32	2	103	2	17	3	123	0	54	0	0	0	0	370
Oct 06	UTSA	37	47	0	8	16	175	0	25	16	30	2	175	0	25	1	15	0	15	2	22	0	19	222
Oct 13	UAB	37	50	0	13	13	136	0	35	13	28	0	136	0	35	0	0	0	0	0	0	0	0	186
		279	1105	6	62	115	1217	9	41	115	214	8	1217	9	41	26	716	0	54	4	20	0	19	2322
Opponents		248	1211	14	51	117	1871	20	95	117	182	3	1871	20	95	11	174	0	36	8	83	1	26	3082

Games: 7 • Avg/rush: 4.0 • Avg/catch: 10.6 • Pass effic: 107.91 • KR avg: 27.5 • PR avg: 5.0 • All purpose avg/game: 439.6 • Total offense avg/gm: 331.7

Date	Opponent	Tackles				Sacks no-yds	Fumble		Pass Defense			blkd kick	PAT Attempts			off		
		ua	a	total	tfl-yds		ff	fr-yds	int-yds	qbh	brup		kick	rush	rcv	saf	t/o	pts
Aug 25	PRAIRIE VIEW A&M	34	8	42	4.0-26	3.0-22	3	1-0	0-0	2	4	0	2-2	0	0	1	7	31
Sept 1	HOUSTON	28	36	64	2.0-4	0.0-0	1	2-0	0-0	0	2	0	3-3	0	0	0	7	27
Sep 08	at Hawai'i	45	2	47	5.0-20	2.0-15	1	0-0	0-0	0	5	0	3-3	0	0	1	0	29
Sep 22	at Southern Miss	34	28	62	2.0-13	1.0-11	0	0-0	1-19	0	5	0	2-2	1	0	0	0	22
Sep 29	at Wake Forest	40	26	66	4.0-11	1.0-5	0	1-0	1-0	0	0	0	3-3	0	0	0	7	24
Oct 06	UTSA	40	6	46	7.0-27	1.0-10	0	0-0	0-0	3	7	0	0-0	0	0	0	0	3
Oct 13	UAB	43	10	53	5.0-24	1.0-10	0	1-0	1-0	1	0	0	0-0	0	0	0	0	0
		264	116	380	29.0-125	9.0-73	5	5-0	3-19	6	23	0	13-13	1	0	2	21	136
Opponents		302	186	488	47.0-150	12.0-59	6	5-65	8-186	17	35	1	33-34	1	1	0	66	274

Date	Opponent	Punting									Field Goals			Kickoffs				
		no.	yds	avg	long	blkd	tb	fc	50+	i20	md-att	long	blkd	no.	yds	avg	tb	ob
Aug 25	PRAIRIE VIEW A&M	5	217	43.4	63	0	0	1	1	4	3-4	36	0	6	361	60.2	3	0
Sept 1	HOUSTON	5	246	49.2	57	0	1	2	3	1	2-5	44	0	6	390	65.0	5	0
Sep 08	at Hawai'i	4	185	46.2	64	0	0	2	1	2	2-2	34	0	5	323	64.6	2	0
Sep 22	at Southern Miss	6	262	43.7	52	0	0	2	2	2	0-0	0	0	4	246	61.5	2	0
Sep 29	at Wake Forest	6	236	39.3	50	0	0	4	1	0	1-2	39	0	5	322	64.4	4	0
Oct 06	UTSA	6	275	45.8	59	0	0	2	2	4	1-1	28	0	2	130	65.0	1	0
Oct 13	UAB	13	588	45.2	70	1	5	1	6	2	0-1	0	0	1	65	65.0	1	0
		45	2009	44.6	70	1	6	14	16	15	9-15	44	0	29	1837	63.3	18	0
Opponents		33	1293	39.2	57	0	2	16	2	8	5-7	45	0	51	3071	60.2	20	2



OPPONENT GAME-BY-GAME STATISTICS

Date	Opponent	Rushing				Receiving				Passing				Kick Returns				Punt Returns				tot off		
		no.	yds	td	lg	no.	yds	td	lg	cmp	att	int	yds	td	lg	no.	yds	td	lg	no.	yds		td	lg
Aug 25	PRAIRIE VIEW A&M	28	140	1	36	16	244	3	42	16	29	0	244	3	42	3	31	0	22	0	0	0	0	384
Sept 1	HOUSTON	36	257	3	51	18	320	3	57	18	25	0	320	3	57	1	36	0	36	1	-2	0	0	577
Sep 08	at Hawai'i	29	162	2	46	22	319	4	63	22	33	0	319	4	63	3	43	0	22	0	0	0	0	481
Sep 22	at Southern Miss	31	138	1	20	25	428	4	74	25	34	1	428	4	74	2	23	0	14	1	9	0	9	566
Sep 29	at Wake Forest	41	171	2	19	17	243	4	54	17	20	1	243	4	54	1	21	0	21	2	14	0	14	414
Oct 06	UTSA	38	135	2	18	8	43	0	23	8	22	0	43	0	23	1	20	0	20	1	7	0	7	178
Oct 13	UAB	45	208	3	24	11	274	2	95	11	19	1	274	2	95	0	0	0	0	3	55	1	26	482
		248	1211	14	51	117	1871	20	95	117	182	3	1871	20	95	11	174	0	36	8	83	1	26	3082
Rice		279	1105	6	62	115	1217	9	41	115	214	8	1217	9	41	26	716	0	54	4	20	0	19	2322

Games: 7 • Avg/rush: 4.9 • Avg/catch: 16.0 • Pass effic: 183.61 • KR avg: 15.8 • PR avg: 10.4 • All purpose avg/game: 503.6 • Total offense avg/gm: 440.3

Date	Opponent	Tackles				Sacks no-yds	Fumble		Pass Defense			blkd kick	PAT Attempts			off			
		ua	a	total	tfl-yds		ff	fr-yds	int-yds	qbh	brup		kick	rush	rcv	saf	t/o	pts	
Aug 25	PRAIRIE VIEW A&M	47	28	75	5.0-10	0.0-0	0	0-0	0-0	0	5	0	4-4	0	0	0	0	0	28
Sept 1	HOUSTON	38	60	98	10.0-29	3.0-11	0	0-0	1-0	3	9	0	4-5	0	1	0	0	45	
Sep 08	at Hawai'i	44	30	74	6.0-35	3.0-19	2	1-0	1-0	3	5	0	5-5	1	0	0	7	43	
Sep 22	at Southern Miss	34	18	52	2.0-2	0.0-0	0	0-0	2-56	2	2	0	4-4	0	0	0	14	40	
Sep 29	at Wake Forest	47	26	73	7.0-14	0.0-0	1	1-51	2-103	4	3	0	8-8	0	0	0	21	56	
Oct 06	UTSA	46	16	62	8.0-24	3.0-14	2	2-2	2-27	3	7	0	2-2	0	0	0	17	20	
Oct 13	UAB	46	8	54	9.0-36	3.0-15	1	1-12	0-0	2	4	1	6-6	0	0	0	7	42	
		302	186	488	47.0-150	12.0-59	6	5-65	8-186	17	35	1	33-34	1	1	0	66	274	
Rice		264	116	380	29.0-125	9.0-73	5	5-0	3-19	6	23	0	13-13	1	0	2	21	136	

Date	Opponent	Punting										Field Goals			Kickoffs				
		no.	yds	avg	long	blkd	tb	fc	50+	i20	md-att	long	blkd	no.	yds	avg	tb	ob	
Aug 25	PRAIRIE VIEW A&M	6	202	33.7	45	0	0	3	0	1	0-0	0	0	6	377	62.8	0	0	
Sept 1	HOUSTON	3	136	45.3	47	0	0	3	0	2	1-2	45	0	8	487	60.9	2	0	
Sep 08	at Hawai'i	5	185	37.0	46	0	0	3	0	1	0-0	0	0	8	429	53.6	1	0	
Sep 22	at Southern Miss	1	37	37.0	37	0	0	1	0	0	2-2	44	0	8	504	63.0	4	0	
Sep 29	at Wake Forest	4	181	45.2	49	0	2	1	0	1	0-0	0	0	9	548	60.9	5	0	
Oct 06	UTSA	8	346	43.2	57	0	0	2	2	3	2-2	44	0	5	273	54.6	2	1	
Oct 13	UAB	6	206	34.3	45	0	0	3	0	0	0-1	0	0	7	453	64.7	6	1	
		33	1293	39.2	57	0	2	16	2	8	5-7	45	0	51	3071	60.2	20	2	
Rice		45	2009	44.6	70	1	6	14	16	15	9-15	44	0	29	1837	63.3	18	0	

RED ZONE

Rice Inside Opponent Red-Zone

Date	Opponent	Score	Times In RZ	Times Scored	Total Pts	Rush TDs	Pass TDs	FGs Made	Failed to score inside RZ						
									FGA	Down	Int	Fumb	Half	Game	
Aug 25, 2018	PRAIRIE VIEW A&M	W 31-28	6	6	29	3	3	0	3	0	0	0	0	0	0
Sept 1, 2018	HOUSTON	L 27-45	4	3	17	2	0	2	1	0	1	0	0	0	0
Sep 08, 2018	at Hawai'i	L 29-43	4	3	13	1	0	1	2	0	1	0	0	0	0
Sep 22, 2018	at Southern Miss	L 22-40	2	2	14	2	0	2	0	0	0	0	0	0	0
Sep 29, 2018	at Wake Forest	L 24-56	3	2	14	2	0	2	0	1	0	0	0	0	0
Oct 06, 2018	UTSA	L 3-20	1	1	3	0	0	0	1	0	0	0	0	0	0
Oct 13, 2018	UAB	L 0-42	0	0	0	0	0	0	0	0	0	0	0	0	0
Totals			20	17	90	10	3	7	7	1	2	0	0	0	0
17 of 20 (85.0%)															

Opponents Inside Rice Red-Zone

Date	Opponent	Score	Times In RZ	Times Scored	Total Pts	Rush TDs	Pass TDs	FGs Made	Failed to score inside RZ						
									FGA	Down	Int	Fumb	Half	Game	
Aug 25, 2018	PRAIRIE VIEW A&M	W 31-28	3	3	21	3	0	3	0	0	0	0	0	0	0
Sept 1, 2018	HOUSTON	L 27-45	3	2	14	2	1	1	0	1	0	0	0	0	0
Sep 08, 2018	at Hawai'i	L 29-43	4	4	28	4	1	3	0	0	0	0	0	0	0
Sep 22, 2018	at Southern Miss	L 22-40	4	4	24	3	1	2	1	0	0	0	0	0	0
Sep 29, 2018	at Wake Forest	L 24-56	4	4	28	4	2	2	0	0	0	0	0	0	0
Oct 06, 2018	UTSA	L 3-20	3	3	17	2	2	0	1	0	0	0	0	0	0
Oct 13, 2018	UAB	L 0-42	5	3	21	3	3	0	0	0	1	0	1	0	0
Totals			26	23	153	21	10	11	2	1	1	0	1	0	0
23 of 26 (88.5%)															



PLAY BREAKDOWN

20-YARD PLUS PLAYS

Yds	Type	Player(s)	Opponent
62*	Rush	Austin Walter	Southern Miss
54	KR	Austin Trammell	Wake Forest
52	Rush	Emmanuel Esukpa	Houston
51*	Rush	Emmanuel Esukpa	Hawai'i
47	Rush	Austin Walter	Wake Forest
46	KR	Austin Walter	Hawai'i
43	KR	Austin Trammell	Houston
41	Pass	Aaron Cephus from Shawn Stankavage	Hawai'i
39	KR	Austin Walter	Hawai'i
39	Pass	Aaron Cephus from Jackson Tyner	Houston
39	KR	Austin Walter	Southern Miss
38*	Rush	Austin Walter	Wake Forest
36	KR	Austin Walter	Wake Forest
36	Pass	Austin Walter from Jackson Tyner	Houston
35	KR	Austin Walter	Southern Miss
35	Pass	Aaron Cephus from Shawn Stankavage	UAB
34	KR	Austin Trammell	Prairie View A&M
34	Rush	Emmanuel Esukpa	Prairie View A&M
33	KR	Austin Walter	Wake Forest
33	KR	Austin Walter	Prairie View A&M
32	Pass	Aaron Cephus from Shawn Stankavage	Houston
31*	Pass	Austin Trammell from Shawn Stankavage	Hawai'i
31	Pass	Aaron Cephus from Shawn Stankavage	Hawai'i
31	KR	Austin Walter	Hawai'i
30	KR	Austin Walter	Prairie View A&M
30	Rush	Austin Walter	Wake Forest
29	KR	Austin Trammell	Prairie View A&M
29	Pass	Austin Trammell from Shawn Stankavage	Southern Miss
29*	Pass	Jordan Myers from Shawn Stankavage	Houston
29	KR	Austin Walter	Southern Miss
28	KR	Austin Trammell	Prairie View A&M
27	Pass	Austin Walter from Shawn Stankavage	Hawai'i
26	Rush	Austin Walter	Prairie View A&M
26	Rush	Aston Walter	Prairie View A&M
25	Pass	Austin Walter from Shawn Stankavage	Hawai'i
25	Pass	Austin Walter from Shawn Stankavage	UTSA
24	KR	Austin Walter	Houston
24	Pass	Jordan Myers from Evan Marshman	UAB
23	Pass	Austin Trammell from Jackson Tyner	Prairie View A&M
23	Pass	Aaron Cephus from Shawn Stankavage	UTSA
23	Rush	Emmanuel Esukpa	Prairie View A&M
21	KR	Austin Trammell	Houston
21	Rush	Emmanuel Esukpa	Hawai'i
21	Rush	Austin Walter	Houston

* touchdown scored on play

LONG PLAYS BY THE NUMBERS

Long Plays By Yards	No.	TD
100+	0	0
90-99	0	0
80-89	0	0
70-79	0	0
60-69	1	1
50-59	3	1
40-49	4	0
30-39	18	2
20-29	18	1

Long Plays By Type	No.	TD
Rushing	12	3
Passing	15	2
Punt returns	0	0
Kick returns	17	0
Interceptions	0	0
Fumble returns	0	0
Other	0	0
TOTAL	44	5

20-YARD PLUS BY PLAYER

Player	No.	TD	R	P	KR	PR	IR	FR
Austin Walter	21	2	6	4	11	0	0	0
Austin Trammell	9	1	0	3	6	0	0	0
Aaron Cephus	6	0	0	6	0	0	0	0
Emmanuel Esukpa	5	1	5	0	0	0	0	0
Jordan Myers	2	1	0	2	0	0	0	0
Aston Walter	1	0	1	0	0	0	0	0
TOTAL	44	5	12	15	17	0	0	0

LONGEST PLAYS OF THE YEAR

Rushing
62 Austin Walter vs Southern Miss (9/22/2018)

Rushing Touchdown
62 Austin Walter vs Southern Miss (9/22/2018)

Passing
41 Aaron Cephus from Shawn Stankavage vs Hawai'i (9/8/2018)

Passing Touchdown
31 Austin Trammell from Shawn Stankavage vs Hawai'i (9/8/2018)

Punt Return
19 Austin Trammell vs UTSA (10/6/2018)


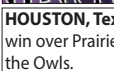
Kick Return
54 Austin Trammell vs Wake Forest (9/29/2018)


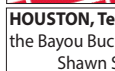
Interception Return
19 Blaze Alldredge vs Southern Miss (9/22/2018)

Fumble Return
None

Punt
70 Jack Fox vs UAB (10/13/2018)

Field Goal
44 Jack Fox vs Houston (9/1/2018)

Aug. 25, 2018 • Rice Stadium (20,050) • Houston, Texas																																																																														
 PRAIRIE VIEW A&M						28																																																																								
 RICE						31																																																																								
HOUSTON, Texas - Jack Fox kicked a 23-yard field goal as time expired to give Rice a 31-28 win over Prairie View A&M, earning Mike Bloomgren a memorable debut as the head coach of the Owls.																																																																														
Junior running back Emmanuel Espukpa carried the bulk of the offensive load for the Owls, establishing career-bests with 32 carries and 173 yards.																																																																														
Score by Quarters																																																																														
	1	2	3	4	F																																																																									
Prairie View A&M	0	21	7	0	28	Record: (0-1)																																																																								
Rice Owls	13	6	0	12	31	Record: (1-0)																																																																								
Scoring Summary																																																																														
1st	04:29 RICE - Au. Walter 10-yd run (Fox kick)																																																																													
	01:53 RICE - Esukpa 15-yd run (Fox pass failed)																																																																													
2nd	11:03 RICE - Fox 33-yd field goal																																																																													
	09:06 PVAMU - Holcomb 20-yd pass from Morton (Elder kick)																																																																													
	04:17 RICE - Tobola 36-yd field goal																																																																													
	01:33 PVAMU - Medrano 2-yd pass from Morton (Elder kick)																																																																													
	00:06 PVAMU - Wallace 20-yd pass from Morton (Elder kick)																																																																													
3rd	08:05 PVAMU - Good 27-yd run (Elder kick)																																																																													
4th	11:46 RICE - Au. Walter 8-yd run (Fox kick)																																																																													
	10:15 RICE - Team Safety																																																																													
	00:00 RICE - Fox 23-yd field goal																																																																													
<table border="1"> <thead> <tr> <th></th> <th>PVAMU</th> <th>RICE</th> </tr> </thead> <tbody> <tr> <td>FIRST DOWNS</td> <td>18</td> <td>22</td> </tr> <tr> <td>Rushing</td> <td>6</td> <td>16</td> </tr> <tr> <td>Passing</td> <td>10</td> <td>4</td> </tr> <tr> <td>Penalty</td> <td>2</td> <td>2</td> </tr> <tr> <td>Rushing Attempts</td> <td>28</td> <td>50</td> </tr> <tr> <td>Yds Gained Rushing</td> <td>197</td> <td>318</td> </tr> <tr> <td>Yds Lost Rushing</td> <td>57</td> <td>8</td> </tr> <tr> <td>NET YDS RUSHING</td> <td>140</td> <td>310</td> </tr> <tr> <td>NET YDS PASSING</td> <td>244</td> <td>87</td> </tr> <tr> <td>Comp-Att-Int</td> <td>16-29-0</td> <td>12-24-0</td> </tr> <tr> <td>TOTAL PLAYS-YDS</td> <td>57-384</td> <td>74-397</td> </tr> <tr> <td>Fumbles-Lost</td> <td>3-1</td> <td>0-0</td> </tr> <tr> <td>Penalties-Yards</td> <td>6-60</td> <td>7-54</td> </tr> <tr> <td>Punts-Avg</td> <td>6-33.7</td> <td>5-43.4</td> </tr> <tr> <td>Punt Ret-Yds-TD</td> <td>0-0-0</td> <td>0-(-1)-0</td> </tr> <tr> <td>KO Ret-Yds-TD</td> <td>3-31-0</td> <td>6-170-0</td> </tr> <tr> <td>INT Ret-Yds-TD</td> <td>0-0-0</td> <td>0-0-0</td> </tr> <tr> <td>Possession Time</td> <td>20:21</td> <td>39:39</td> </tr> <tr> <td>Third Down Conv</td> <td>2 of 11</td> <td>4 of 14</td> </tr> <tr> <td>Fourth Down Conv</td> <td>1 of 2</td> <td>1 of 1</td> </tr> <tr> <td>Red Zone Scores-Att</td> <td>3-3</td> <td>6-6</td> </tr> <tr> <td>Sacks-Yds</td> <td>0-0</td> <td>3-22</td> </tr> <tr> <td>Field Goals</td> <td>0-0</td> <td>3-4</td> </tr> </tbody> </table>								PVAMU	RICE	FIRST DOWNS	18	22	Rushing	6	16	Passing	10	4	Penalty	2	2	Rushing Attempts	28	50	Yds Gained Rushing	197	318	Yds Lost Rushing	57	8	NET YDS RUSHING	140	310	NET YDS PASSING	244	87	Comp-Att-Int	16-29-0	12-24-0	TOTAL PLAYS-YDS	57-384	74-397	Fumbles-Lost	3-1	0-0	Penalties-Yards	6-60	7-54	Punts-Avg	6-33.7	5-43.4	Punt Ret-Yds-TD	0-0-0	0-(-1)-0	KO Ret-Yds-TD	3-31-0	6-170-0	INT Ret-Yds-TD	0-0-0	0-0-0	Possession Time	20:21	39:39	Third Down Conv	2 of 11	4 of 14	Fourth Down Conv	1 of 2	1 of 1	Red Zone Scores-Att	3-3	6-6	Sacks-Yds	0-0	3-22	Field Goals	0-0	3-4
	PVAMU	RICE																																																																												
FIRST DOWNS	18	22																																																																												
Rushing	6	16																																																																												
Passing	10	4																																																																												
Penalty	2	2																																																																												
Rushing Attempts	28	50																																																																												
Yds Gained Rushing	197	318																																																																												
Yds Lost Rushing	57	8																																																																												
NET YDS RUSHING	140	310																																																																												
NET YDS PASSING	244	87																																																																												
Comp-Att-Int	16-29-0	12-24-0																																																																												
TOTAL PLAYS-YDS	57-384	74-397																																																																												
Fumbles-Lost	3-1	0-0																																																																												
Penalties-Yards	6-60	7-54																																																																												
Punts-Avg	6-33.7	5-43.4																																																																												
Punt Ret-Yds-TD	0-0-0	0-(-1)-0																																																																												
KO Ret-Yds-TD	3-31-0	6-170-0																																																																												
INT Ret-Yds-TD	0-0-0	0-0-0																																																																												
Possession Time	20:21	39:39																																																																												
Third Down Conv	2 of 11	4 of 14																																																																												
Fourth Down Conv	1 of 2	1 of 1																																																																												
Red Zone Scores-Att	3-3	6-6																																																																												
Sacks-Yds	0-0	3-22																																																																												
Field Goals	0-0	3-4																																																																												
RUSHING: Prairie View A&M - Dawonya Tucker 10-73; Jalen Morton 12-53; Bernard Good 1-27-1; Caleb Broach 4-18; Team 1-(-31). Rice - Emmanuel Esukpa 32-173-1; Austin Walter 11-83-2; Shawn Stankavage 5-26; Aston Walter 1-26; Will Phillips 1-2.																																																																														
PASSING: Prairie View A&M - Jalen Morton 16-28-0-244-3; Team 0-1-0-0-0. Rice - Shawn Stankavage 7-15-0-43-0; Jackson Tyner 5-9-44-0-0.																																																																														
RECEIVING: Prairie View A&M - Tristen Wallace 5-147-1; Jeffery Rector 3-38; Kalen Riles 3-14; Jose Medrano 2-16-1; Dawonya Tucker 2-9; Zarrion Holcomb 1-20-1. Rice - Austin Trammell 5-37; Jaegar Bull 2-18; Aaron Cephus 1-10; Austin Walter 1-8; Brendan Harmon 1-8; Jordan Myers 1-4; Rhett Cardwell 1-2.																																																																														
INTERCEPTIONS: Prairie View A&M - None. Rice - None.																																																																														
FUMBLES: Prairie View A&M - Jalen Morton 2-1; Dawonya Tucker 1-0. Rice - None.																																																																														
SACKS: Prairie View A&M - None. Rice - Anthony Ekpe 1.0-10; Roe Wilkins 1.0-7; Dylan Silcox 1.0-5.																																																																														
TACKLES (UA-A): Prairie View A&M - Anthony Stubbs 6-2; Isaac Claiborne 4-4; Reggie Stubblefield 5-1; Willie Green 4-2; Damond Jackson 3-2; Ju'Anthony Park 3-2; Jatece Wright 1-4; Jaylen Harris 3-1; Drake Cheatum 3-1; Will Skinner 3-0; Jermaine Jacks 3-0; D'Marcus Moon 1-2; Quinton Bell 1-1; Stephen Scott 1-1; Willie Miles 1-1; Steven Guillory 0-2; Malachi Jean 1-0; Chris Johnson 1-0; Craig Rhodes 1-0; Logan Jackson 1-0; Antoine Stephens 1-0; DeJohn Jones 0-1; Ronald Collins 0-1. Rice - Roe Wilkins 6-1; Dylan Silcox 4-2; Justin Bickham 4-1; Elijah Garcia 1-3; Graysen Schantz 3-0; Anthony Ekpe 3-0; Jorian Clark 2-0; George Nyakwol 2-0; JaVante Hubbard 2-0; Zach Abercumbia 1-1; Will Phillips 1-0; Martin Nwakamma 1-0; Houston Robert 1-0; Aston Walter 1-0; Myles Adams 1-0; Tyrae Thornton 1-0.																																																																														

Sept. 1, 2018 • Rice Stadium (26,390) • Houston, Texas																																																																														
 HOUSTON						27																																																																								
 RICE						45																																																																								
HOUSTON, Texas - Houston scored the final 28 points of the game to maintain possession of the Bayou Bucket with a 45-27 win over Rice on a steamy Saturday at Rice Stadium.																																																																														
Shawn Stankavage threw for the first three touchdowns of his career in the first half and Jack Fox connected for a career-long, 44-yard field goal to account for the Owls offensive output. After opening the second half with a field goal, the Cougars held Rice scoreless the remainder of the game to win for the fifth consecutive time in the series.																																																																														
Score by Quarters																																																																														
	1	2	3	4	F																																																																									
Houston Cougars	3	14	14	14	45	Record: (1-0)																																																																								
Rice Owls	7	17	3	0	27	Record: (1-1)																																																																								
Scoring Summary																																																																														
1st	13:19 HOU - Novikoff 45-yd field goal																																																																													
	01:17 RICE - Myers 29-yd pass from Stankavage (Fox kick)																																																																													
2nd	10:10 RICE - Fox 44-yd field goal																																																																													
	07:57 HOU - Stevenson 51-yd run (Novikoff kick failed)																																																																													
	04:53 RICE - Bull 2-yd pass from Stankavage (Fox kick)																																																																													
	3:34 HOU - Lark 40-yd pass from King (Smith pass from King)																																																																													
	00:15 RICE - Harmon 1-yd pass from Stankavage (Fox kick)																																																																													
3rd	08:00 RICE - Tobola 28-yd field goal																																																																													
	07:04 HOU - King 4-yd run (Witherspoon kick)																																																																													
	02:37 HOU - Stevenson 57-yd pass from King (Witherspoon kick)																																																																													
4th	13:04 HOU - Lark 18-yd pass from King (Witherspoon kick)																																																																													
	03:08 HOU - Carr 37-yd run (Witherspoon kick)																																																																													
<table border="1"> <thead> <tr> <th></th> <th>HOU</th> <th>RICE</th> </tr> </thead> <tbody> <tr> <td>FIRST DOWNS</td> <td>23</td> <td>22</td> </tr> <tr> <td>Rushing</td> <td>10</td> <td>5</td> </tr> <tr> <td>Passing</td> <td>11</td> <td>14</td> </tr> <tr> <td>Penalty</td> <td>2</td> <td>3</td> </tr> <tr> <td>Rushing Attempts</td> <td>36</td> <td>43</td> </tr> <tr> <td>Yds Gained Rushing</td> <td>259</td> <td>176</td> </tr> <tr> <td>Yds Lost Rushing</td> <td>2</td> <td>29</td> </tr> <tr> <td>NET YDS RUSHING</td> <td>257</td> <td>147</td> </tr> <tr> <td>NET YDS PASSING</td> <td>320</td> <td>292</td> </tr> <tr> <td>Comp-Att-Int</td> <td>18-25-0</td> <td>24-41-0</td> </tr> <tr> <td>TOTAL PLAYS-YDS</td> <td>61-577</td> <td>84-439</td> </tr> <tr> <td>Fumbles-Lost</td> <td>2-2</td> <td>0-0</td> </tr> <tr> <td>Penalties-Yards</td> <td>5-38</td> <td>6-57</td> </tr> <tr> <td>Punts-Avg</td> <td>3-45.3</td> <td>5-49.2</td> </tr> <tr> <td>Punt Ret-Yds-TD</td> <td>1-(-2)-0-0</td> <td>0-0-0</td> </tr> <tr> <td>KO Ret-Yds-TD</td> <td>1-36-0</td> <td>6-144-0</td> </tr> <tr> <td>INT Ret-Yds-TD</td> <td>1-0-0</td> <td>0-0-0</td> </tr> <tr> <td>Possession Time</td> <td>20:03</td> <td>39:57</td> </tr> <tr> <td>Third Down Conv</td> <td>5 of 11</td> <td>11 of 22</td> </tr> <tr> <td>Fourth Down Conv</td> <td>0 of 1</td> <td>0 of 1</td> </tr> <tr> <td>Red Zone Scores-Att</td> <td>2-3</td> <td>3-4</td> </tr> <tr> <td>Sacks-Yds</td> <td>3-11</td> <td>0-0</td> </tr> <tr> <td>Field Goals</td> <td>1-2</td> <td>2-5</td> </tr> </tbody> </table>								HOU	RICE	FIRST DOWNS	23	22	Rushing	10	5	Passing	11	14	Penalty	2	3	Rushing Attempts	36	43	Yds Gained Rushing	259	176	Yds Lost Rushing	2	29	NET YDS RUSHING	257	147	NET YDS PASSING	320	292	Comp-Att-Int	18-25-0	24-41-0	TOTAL PLAYS-YDS	61-577	84-439	Fumbles-Lost	2-2	0-0	Penalties-Yards	5-38	6-57	Punts-Avg	3-45.3	5-49.2	Punt Ret-Yds-TD	1-(-2)-0-0	0-0-0	KO Ret-Yds-TD	1-36-0	6-144-0	INT Ret-Yds-TD	1-0-0	0-0-0	Possession Time	20:03	39:57	Third Down Conv	5 of 11	11 of 22	Fourth Down Conv	0 of 1	0 of 1	Red Zone Scores-Att	2-3	3-4	Sacks-Yds	3-11	0-0	Field Goals	1-2	2-5
	HOU	RICE																																																																												
FIRST DOWNS	23	22																																																																												
Rushing	10	5																																																																												
Passing	11	14																																																																												
Penalty	2	3																																																																												
Rushing Attempts	36	43																																																																												
Yds Gained Rushing	259	176																																																																												
Yds Lost Rushing	2	29																																																																												
NET YDS RUSHING	257	147																																																																												
NET YDS PASSING	320	292																																																																												
Comp-Att-Int	18-25-0	24-41-0																																																																												
TOTAL PLAYS-YDS	61-577	84-439																																																																												
Fumbles-Lost	2-2	0-0																																																																												
Penalties-Yards	5-38	6-57																																																																												
Punts-Avg	3-45.3	5-49.2																																																																												
Punt Ret-Yds-TD	1-(-2)-0-0	0-0-0																																																																												
KO Ret-Yds-TD	1-36-0	6-144-0																																																																												
INT Ret-Yds-TD	1-0-0	0-0-0																																																																												
Possession Time	20:03	39:57																																																																												
Third Down Conv	5 of 11	11 of 22																																																																												
Fourth Down Conv	0 of 1	0 of 1																																																																												
Red Zone Scores-Att	2-3	3-4																																																																												
Sacks-Yds	3-11	0-0																																																																												
Field Goals	1-2	2-5																																																																												
RUSHING: Houston - Patrick Carr 8-74-1; Marquez Stevenson 2-60-1; Mulbah Car 7-41; D'Eriq King 7-33-1; Bryson Smith 4-23; Terence Williams 7-16; Kevin Justice 1-10. Rice - Emmanuel Esukpa 17-81; Austin Walter 19-55; Aston Walter 3-16; Shawn Stankavage 4-(-5).																																																																														
PASSING: Houston - D'Eriq King 17-24-0-320-3; Bryson Smith 1-1-0-0-0. Rice - Shawn Stankavage 20-31-1-204-3; Jackson Tyner 4-8-0-88-0; Team 0-2-0-0-0.																																																																														
RECEIVING: Houston - Marquez Stevenson 5-107-1; Courtney Lark 4-82-2; Keith Corbin 3-93; Romello Brooker 2-15; Bryson Smith 1-25; Jeremy Singleton 1-5; D'Eriq King 1-0; Terry Mark 1-(-7). Rice - Austin Trammell 7-62; Aaron Cephus 5-95; Austin Walter 4-70; Brendan Harmon 3-11-1; Jordan Myers 1-29-1; Aston Walter 1-15; Rhett Cardwell 1-4; Giovanni Gentosi 1-4; Jaegar Bull 1-2-1.																																																																														
INTERCEPTIONS: Houston - Emeke Egbule 1-0. Rice - None.																																																																														
FUMBLES: Houston - Bryson Smith 1-1; Terry Mark 1-1. Rice - None.																																																																														
SACKS: Houston - Isaiah Chambers 3.0-11. Rice - None.																																																																														
TACKLES (UA-A): Houston - Ed Oliver 5-8; Roman Brown 2-9; Austin Robinson 4-5; Deonte Anderson 3-5; Isaiah Johnson 2-6; Alexander Myres 5-2; Joael Williams 6-0; Payton Turner 0-6; Grant Stuard 2-2; Garrett Davis 0-4; Isaiah Chambers 3-0; Leroy Godfrey 1-2; Nick Watkins 1-2; Gleson Sprewell 0-2; Jerard Carter 0-2; Elijah Gooden 1-0; Shaun Lewis 1-0; Darius Gilbert 1-0; Ka'Darian Smith 1-0; Aymiel Fleming 0-1; Zach Vaughan 0-1; David Anenih 0-1; Darrion Owens 0-1; Emeke Egbule 0-1. Rice - Dylan Silcox 4-7; Graysen Schantz 4-4; Justin Bickham 6-0; Zach Abercumbia 0-6; Elijah Garcia 1-4; Houston Robert 3-1; George Nyakwol 2-2; Anthony Ekpe 1-3; Tyrae Thornton 2-1; Roe Wilkins 0-3; Josh Cummings 1-1; Myles Adams 1-1; Jack Fox 1-0; Martin Nwakamma 1-0; Prudy Calderon 1-0; Collin Whitaker 0-1; Parker Hanusa 0-1; Dasharm Newsome 0-1.																																																																														

GAME 8: FIU



Sept. 8, 2018 • Aloha Stadium (23,112) • Honolulu, Hi.		
	RICE	29
	HAWAI'I	43

Honolulu, Hi. - Hawai'i scored with 3:01 remaining to thwart Rice's comeback attempt and defeat the Owls, 43-29.

Trailing 28-13, Rice drove down the UH one-yard line. But on fourth down, Emmanuel Esukpa was stopped short. However, on the next play, Martin Nwakamma hit the running back in the end zone for a safety. After Austin Walter took the ensuing kickoff 46 yards, Stankavage hit Austin Trammell on fourth-and-six to pull within 36-22. On Rice's next possession, Jack Fox drilled a career-long 64-yard punt to down the Rainbow Warriors at the one. However, Hawai'i needed just five plays to go 99 yards and score. But Rice wasn't done as it went 65 yards, culminating with an Aaron Cephus 19-yard touchdown reception to get the Owls within 36-29. However, Hawai'i recovered the onside kick and put the game away on its next play with a 46-yard touchdown run.

Score by Quarters	1	2	3	4	F	
Rice Owls	7	3	3	16	29	Record: (1-2)
Hawai'i Rainbow Warriors	14	7	7	15	43	Record: (3-0)

Scoring Summary

- 1st 09:14 UH - Ursua 6-yd pass from McDonald (Meskell kick)
- 03:39 UH - Byrd 10-yd pass from McDonald (Meskell kick)
- 03:03 RICE - Esukpa 51-yd run (Fox kick)
- 2nd 08:05 UH - Armstrong-Brown 14-yd pass from McDonald (Meskell)
- 00:19 RICE - Fox 34-yd field goal
- 3rd 09:45 RICE - Tobola 31-yd field goal
- 04:37 UH - Holly III 5-yd run (Meskell kick)
- 4th 14:43 RICE - Nwakamma safety
- 11:49 RICE - Trammell 31-yd pass from Stankavage (Fox kick)
- 03:01 UH - Byrd 26-yd pass from McDonald (McDonald run)
- 01:48 RICE - Cephus 19-yd pass from Stankavage (Fox kick)
- 01:35 UH - Holly III 46-yd run (Meskell kick)

	RICE	UH
FIRST DOWNS	21	23
Rushing	8	6
Passing	11	16
Penalty	2	1
Rushing Attempts	39	29
Yds Gained Rushing	186	183
Yds Lost Rushing	39	21
NET YDS RUSHING	147	162
NET YDS PASSING	299	319
Comp-Att-Int	20-33-1	22-33-0
TOTAL PLAYS-YDS	72-446	62-481
Fumbles-Lost	4-1	2-0
Penalties-Yards	5-54	6-60
Punts-Avg	4-46.2	5-37.0
Punt Ret-Yds-TD	1-(-1)-0	0-0-0
KO Ret-Yds-TD	6-149-0	3-43-0
INT Ret-Yds-TD	0-0-0	1-0-0
Possession Time	32:55	27:05
Third Down Conv	6 of 17	4 of 9
Fourth Down Conv	2 of 4	0 of 0
Red Zone Scores-Att	3-4	4-4
Sacks-Yds	2-15	3-19
Field Goals	2-2	0-0

RUSHING: Rice - Emmanuel Esukpa 17-104-1; Austin Walter 9-25; Shawn Stankavage 4-17; Jordan Myers 3-4; Aston Walter 1-4. **Hawai'i** - Fred Holly III 17-100-2; Cole McDonald 8-43; Dayton Furuta 2-19; Miles Reed 1-1; Team 1-(-1).

PASSING: Rice - Shawn Stankavage 20-31-1-299-2; Team 0-2-0-0-0. **Hawai'i** - Cole McDonald 22-33-0-319-4.

RECEIVING: Rice - Aaron Cephus 5-97-1; Austin Trammell 5-91-1; Austin Walter 5-82; Rhett Cardwell 3-20; Giovanni Gentosi 1-5; Jaeger Bull 1-4. **Hawai'i** - John Ursua 9-133-1; Cedric Byrd 5-48-2; Marcus Armstrong-Brown 4-41-1; JoJo Ward 3-76; Fred Holly III 1-21.

INTERCEPTIONS: Rice - None. **Hawai'i** - Zach Wilson 1-0.

FUMBLES: Rice - Shawn Stankavage 3-0; Austin Walter 1-1. **Hawai'i** - Cole McDonald 1-0; Dayton Furuta 1-0.

SACKS: Rice - Myles Adams 1.0-11; Treshawn Chamberlain 1.0-4. **Hawai'i** - KK Padello 2.0-18; Sam Akoteu 1.0-1.

TACKLES (UA-A): Rice - Zach Abercumbia 5-0; Houston Robert 4-1; Graysen Schantz 4-0; Dylan Silcox 4-0; George Nyakwol 4-0; Prudy Calderon 3-1; Jorian Clark 3-0; Justin Bickham 3-0; Martin Nwakamma 3-0; Brandon Douglas-Dotson 3-0; Roe Wilkins 2-0; Myles Adams 2-0; Blaze Alldredge 1-0; Will Phillips 1-0; Antonio Montero 1-0; Treshawn Chamberlain 1-0; Anthony Ekpe 1-0. **Hawai'i** - Solomon Matautia 8-6; Jahlani Tavai 6-5; Kalen Hicks 6-2; Rojesterman Farris II 3-3; Manu Hudson-Rasmussen 4-1; Ikem Okeke 2-3; Sam Akoteu 4-0; Penei Pavihi 3-1; KK Padello 2-1; Blessam Ta'ala 2-1; Zach Wilson 2-1; Derek Thomas 1-0; Donovan Dalton 1-0; Manase Time 0-1; Jeffery Keene 0-1; Cameron Hayes 0-1; Zeno Choi 0-1; Paul Scott 0-1; Devan Stubblefield 0-1.

Sept. 22, 2018 • M.M. Roberts Stadium (20,159) • Hattiesburg, Miss.		
	RICE	22
	SOUTHERN MISS	40

Hattiesburg, Miss. - Rice could not get a consistent offense going as it was held to just 262 total yards to drop its Conference USA opener at Southern Miss, 40-22.

Southern Miss took an early 10-0 lead in the first seven minutes. However, Austin Walter answered with a 62-yard touchdown run, capped off by Jordan Myers' two-point conversion. USM then went 86 yards for a score. Aaron Cephus' first of two touchdown receptions made it a 17-15 game. But, Southern Miss scored 23 straight points to put the game away.

Score by Quarters	1	2	3	4	F	
Rice Owls	8	7	0	7	22	Record: (1-3, 0-1)
Southern Miss Golden Eagles	10	14	10	6	40	Record: (2-1, 1-0)

Scoring Summary

- 1st 09:32 USM - Shaunfield 28-yd field goal
- 07:52 USM - Watkins 28-yd pass from Abraham (Shaunfield kick)
- 06:31 RICE - Au. Walter 62-yd run (Myers rush)
- 2nd 14:06 USM - Parks 14-yd pass from Abraham (Shaunfield kick)
- 07:24 RICE - Cephus 5-yd pass from Stankavage (Fox kick)
- 03:15 USM - Anderson 1-yd run (Shaunfield kick)
- 3rd 08:58 USM - Adams 6-yd pass from Abraham (Shaunfield kick)
- 02:10 USM - Shaunfield 44-yd field goal
- 4th 11:00 USM - Jones 21-yd pass from Abraham (Hankins pass failed)
- 06:58 RICE - Cephus 4-yd pass from Stankavage (Fox kick)

	RICE	USM
FIRST DOWNS	12	25
Rushing	5	9
Passing	7	16
Penalty	0	0
Rushing Attempts	29	31
Yds Gained Rushing	139	157
Yds Lost Rushing	2	19
NET YDS RUSHING	137	138
NET YDS PASSING	125	428
Comp-Att-Int	13-26-2	25-34-1
TOTAL PLAYS-YDS	55-262	65-566
Fumbles-Lost	0-0	1-0
Penalties-Yards	3-30	5-39
Punts-Avg	6-43.7	1-37.0
Punt Ret-Yds-TD	0-0-0	1-9-0
KO Ret-Yds-TD	4-115-0	2-23-0
INT Ret-Yds-TD	1-19-0	2-56-0
Possession Time	28:01	31:59
Third Down Conv	7 of 14	1 of 6
Fourth Down Conv	0 of 0	0 of 1
Red Zone Scores-Att	2-2	4-4
Sacks-Yds	1-11	0-0
Field Goals	0-0	2-2

RUSHING: Rice - Austin Walter 6-81-1; Emmanuel Esukpa 18-37; Shawn Stankavage 4-17; Jordan Myers 1-2. **Southern Miss** - Steven Anderson 8-52-1; Trivenskey Mosley 9-42; Tez Parks 6-31; De'Michael Harris 2-19; Quez Watkins 1-8; Jack Abraham 3-(-6); Team 2-(-8).

PASSING: Rice - Shawn Stankavage 13-26-2-125-2. **Southern Miss** - Jack Abraham 25-34-1-428-4.



RECEIVING: Rice - Austin Trammell 6-60; Jordan Myers 3-35; Aaron Cephus 3-22-2; Austin Walter 1-8. **Southern Miss** - Quez Watkins 5-85-1; De'Michael Harris 4-99; Tim Jones 4-65-1; Jaylond Adams 4-32-1; Jordan Mitchell 3-62; Trevinsky Mosley 2-8l Jay'Shawn Washington 1-65; Tez Parks 1-14-1; Neil McLaurin 1-(-2).



INTERCEPTIONS: Rice - Blaze Alldredge 1-19. **Southern Miss** - Rachuan Mitchell 1-45; Ty Williams 1-11.

FUMBLES: Rice - None. **Southern Miss** - Team 1-0.

SACKS: Rice - Myles Adams 0.5-5; Houston Robert 0.5-5. **Southern Miss** - None.

TACKLES (UA-A): Rice - Blaze Alldredge 4-5; Parker Hanusa 2-4; George Nyakwol 3-2; Houston Robert 2-3; Jorian Clark 4-0; Roe Wilkins 1-3; Graysen Schantz 1-3; Antonio Montero 3-0; Prudy Calderon 3-0; Justin Bickham 2-1; Tyrae Thornton 1-2; Zach Abercumbia 1-1; Martin Nwakamma 1-1; Rhett Cardwell 1-0; Anthony Ekpe 1-0; Joshua Cummings 1-0; Dasharm Newson 1-0; Juma Otoviano 1-0; Emmanuel Esukpa 1-0; Myles Adams 0-1; Elijah Garcia 0-1; Brady Wright 0-1. **Southern Miss** - Racheem Boothe 7-1; Jeremy Sangster 2-5; Ky'el Hemby 4-1; Ernest Gunn 3-2; Jacques Turner 2-3; Paxton Schrimsher 3-0; Rachuan Mitchell 3-0; Picasso Nelson 2-1; Sherrod Ruff 2-1; Ty Williams 2-0; Xavier Marion 0-2; Walden Davis 0-2; Delmond Landry 1-0; Devin Thomas 1-0; DQ Thomas 1-0; Quez Watkins 1-0.

Sept. 29, 2018 • BB&T Stadium (24,519) • Winston-Salem, N.C.						
	RICE					24
	WAKE FOREST					56
<p>Winston-Salem, N.C. - Rice came out strong in the second half, but it was too late as Wake Forest opened the game with 28 straight points to defeat the Owls, 56-24.</p> <p>Austin Walter recorded 266 all-purpose yards, the fifth-most in a game in Rice history. It was his fourth straight game with at least 150 all-purpose yards and his third straight over 200.</p>						
Score by Quarters	1	2	3	4	F	
Rice Owls	0	3	14	7	24	Record: (1-4)
Wake Forest Demon Deacons	21	21	14	0	56	Record: (3-2)
Scoring Summary						
1st	10:37 WAKE - Dortch 54-yd pass from Hartman (Sciba kick)					
	06:58 WAKE - Carney 1-yd run (Sciba kick)					
	03:30 WAKE - Dortch 10-yd pass from Hartman (Sciba kick)					
2nd	13:33 WAKE - Carney 1-yd run (Sciba kick)					
	10:17 RICE - Fox 39-yd field goal					
	08:10 WAKE - Dortch 38-yd pass from Hartman (Sciba kick)					
	05:25 WAKE - Bassey 51-yd fumble return (Sciba kick)					
3rd	10:08 RICE - Au. Walter 8-yd pass from Stankavage (Fox kick)					
	08:58 WAKE - Dortch 4-yd pass from Hartman (Sciba kick)					
	08:13 WAKE - Wade, Jr. 60-yd interception return (Murphy kick)					
	07:55 RICE - Au. Walter 38-yd run (Fox kick)					
4th	14:50 RICE - Cephus 3-yd pass from Stankavage (Fox kick)					
FIRST DOWNS		RICE	WFU			
Rushing		19	20			
Passing		9	9			
Penalty		9	8			
Rushing Attempts		1	3			
Yds Gained Rushing		44	41			
Yds Lost Rushing		277	180			
NET YDS RUSHING		10	9			
NET YDS PASSING		267	171			
Comp-Att-Int		103	243			
TOTAL PLAYS-YDS		17-32-2	17-20-1			
Fumbles-Lost		76-370	61-414			
Penalties-Yards		1-1	1-1			
Punts-Avg		6-55	3-25			
Punt Ret-Yds-TD		6-39.3	4-45.2			
KO Ret-Yds-TD		0-0-0	2-14-0			
INT Ret-Yds-TD		3-123-0	1-21-0			
Possession Time		1-0-0	2-103-1			
Third Down Conv		37:12	22:48			
Fourth Down Conv		7 of 18	6 of 12			
Red Zone Scores-Att		3 of 3	1 of 2			
Sacks-Yds		2-3	4-4			
Field Goals		1-5	0-0			
		1-2	0-0			
RUSHING: Rice - Austin Walter 18-165-1; Giovanni Gentosi 3-31; Aston Walter 6-25; Shawn Stankavage 3-21; Emmanuel Esukpa 11-20; Nahshon Ellerbe 3-5. Wake Forest - Christian Beal-Smith 9-60; Cade Carney 13-49-2; Matt Colburn II 8-34; Kendall Hinton 6-23; Sam Hartman 2-4; Will Drawdy 3-1.						
PASSING: Rice - Shawn Stankavage 17-32-2-103-2. Wake Forest - Sam Hartman 15-17-0-241-4; Kendall Hinton 2-3-1-2-0.						
RECEIVING: Rice - Austin Walter 5-32-1; Austin Trammell 4-29; Aaron Cephus 4-27-1; Brendan Harmon 2-11; Jaegar Bull 1-2; Rhett Cardwell 1-2. Wake Forest - Greg Dortch 11-163-4; Jake Freudenthal 2-53; Jaquarii Roberson 2-2; Sage Surratt 1-17; Brandon Chapman 1-8.						
INTERCEPTIONS: Rice - George Nyakwol 1-0. Wake Forest - Chuck Wade, Jr. 1-60-1; Luke Masterson 1-43.						
FUMBLES: Rice - Emmanuel Esukpa 1-1. Wake Forest - Kendall Hinton 1-1.						
SACKS: Rice - Houston Robert 1.0-5. Wake Forest - None.						
TACKLES (UA-A): Rice - Dylan Silcox 2-4; Zach Abercumbia 1-5; Houston Robert 4-1; Anthony Ekpe 3-1; Martin Nwakamma 2-2; Blaze Alldredge 1-3; Myles Adams 3-0; Treshawn Chamberlain 3-0; Brandon Douglas-Dotson 3-0; Dasharm Newsome 2-1; Elijah Garcia 2-1; George Nyakwol 2-1; Roe Wilkins 0-3; Antonio Montero 2-0; Trey Schuman 2-0; Parker Hanusa 2-0; Graysen Schantz 1-1; Jorian Clark 1-1; Kebreyun Page 1-0; Jaeger Bull 1-0; Justin Bickham 1-0; Prudy Calderon 1-0; Tyrae Thornton 0-1; Brady Wright 0-1. Wake Forest - Luke Masterson 6-2; Justin Strnad 6-1; Demetrius Kemp 3-4; Ja'Sir Taylor 3-2; Carlos Basham, Jr. 2-3; Cameron Glenn 3-1; Ja'Cquez Williams 3-1; Sulaiman Kamara 3-1; Chuck Wade, Jr. 2-2; DJ Taylor 2-2; Essang Bassey 3-0; Manny Walker 2-1; Tyriq Hardimon 2-0; Willie Yarbarly 1-1; Amari Henderson 1-1; Chris Calhoun 0-2; Darren Ford 1-0; Zeek Rodney 1-0; Christian Beal-Smith 1-0; Keegan Good 1-0; Malik Grate 1-0; Dion Bergan 0-1; Tyler Williams 0-1.						

Oct. 6, 2018 • Rice Stadium (19,170) • Houston, Texas						
	UTSA					20
	RICE					3
<p>Houston, TX - An opportunistic UTSA team converted three turnovers into 17 points to thwart Rice's best defensive effort in nearly five years to post a 20-3 win over Rice at Rice Stadium.</p> <p>Rice held UTSA to 178 yards on night and only 101 over the final three quarters. It was the lowest total by an Owl defense since they limited Tulane to just 123 in 2013 and was the second-lowest total by a C-USA team this year (UTEP was held to 134 yards at Tennessee on September 15). After throwing for 187 yards last week vs. UTEP, the Roadrunners were held to just 43 yards through the air, the fewest yards passing allowed by the Owls since they joined C-USA in 2005.</p>						
Score by Quarters	1	2	3	4	F	
UTSA Roadrunners	3	10	0	7	20	Record: (2-3, 2-0)
Rice Owls	0	0	3	0	3	Record: (1-5, 0-2)
Scoring Summary						
1st	00:44 UTSA - Sackett, Jared 44 yd field goal					
2nd	06:51 UTSA - Daniels, B.J. 3 yd run (Sackett kick)					
	05:04 UTSA - Sackett 40 yd field goal					
3rd	08:28 RICE - Haden Tobola 28 yd field goal					
4th	01:50 UTSA - Rhodes, Jalen 1 yd run (Sackett kick)					
		UTSA	RICE			
FIRST DOWNS		11	11			
Rushing		8	2			
Passing		3	8			
Penalty		0	1			
Rushing Attempts		38	37			
Yds Gained Rushing		149	74			
Yds Lost Rushing		14	27			
NET YDS RUSHING		135	47			
NET YDS PASSING		43	175			
Comp-Att-Int		8-22-0	16-30-3			
TOTAL PLAYS-YDS		60-178	67-222			
Fumbles-Lost		1-0	3-2			
Penalties-Yards		7-55	4-20			
Punts-Avg		8-43.2	6-45.8			
Punt Ret-Yds-TD		1-7-0	2-22-0			
KO Ret-Yds-TD		1-20-0	1-15-0			
INT Ret-Yds-TD		2-27-0	0-0-0			
Possession Time		29:14	30:46			
Third Down Conv		5 of 16	2 of 15			
Fourth Down Conv		1 of 1	3 of 6			
Red Zone Scores-Att		3-3	1-1			
Sacks-Yds		3-14	1-10			
Field Goals		2-2	1-1			
RUSHING: UTSA - B.J. Daniels 13-61; Cordale Gundy 7-36; Jalen Rhodes 5-15; D.J. Gillins 6-15; Matt Guidry 4-10; Blaze Moorhead 1-1; TEAM 1-1-1; Greg Campbell Jr. 1-1-2. Rice - Austin Walter 14-31; Emmanuel Esukpa 15-20; Giovanni Gentosi 1-2; Shawn Stankavage 6-3; Jackson Tyner 1-1-2.						
PASSING: UTSA - Cordale Gundy 6-18-0 33; D.J. Gillins 2-4-0 10. Rice - Shawn Stankavage 15-27-1 158; Jackson Tyner 0-2-1 0; Jack Fox 1-1-0 17.						
RECEIVING: UTSA - Kirk Johnson Jr. 3-3-3; Blaze Moorhead 2-27; Tariq Woodhead 1-23; Gavin Sharp 1-0; Greg Campbell Jr. 1-0. Rice - Austin Walter 8-70; Aaron Cephus 4-64; Brendan Harmon 2-16; Jordan Myers 1-17; Austin Trammell 1-8.						
INTERCEPTIONS: UTSA - Cassius Grady 1-27; Tedric McGhee 1-0.						
FUMBLES: UTSA - D.J. Gillis 1-0. Rice - Tyner, Jackson 1-1; Shawn Stankavage 1-0; Emmanuel Esukpa 1-1.						
SACKS: UTSA - King Newton 1-8; Lorenzo Dantzler 1-5; Darryl King 1-1. Rice - Miles Adams 1.0-10.						
TACKLES (UA-A): UTSA - C.J. Levine 8-2; Les Maruo 6-2; Darryl Godfrey 4-2; Jarrod Carter-McLin 4-2; Josiah Tauaefa 3-2; Brendan Johnson 1-4; Tedrick McGhee 3-0; King Newton 3-0; Cassius Grady 3-0; DeQuarius Henry 3-0; Lorenzo Dantzler 2-0; Kevin Strong Jr. 2-0; Jaylon Haynes 1-1; De'Marco Guidry 1-0; Larry Stephens 1-0; Tyler Mahnke 1-0; Baylen Baker 0-1. Rice - Zach Abercumbia 7-2; Blaze Alldredge 4-1; Antonio Montero 3-1; Dylan Silcox 3-0; Myles Adams 3-0; Graysen Schantz 2-1; Treshawn Chamberlain 2-0; Justin Bickham 2-0; Roe Wilkins 2-0; Anthony Ekpe 2-0; Jorian Clark 1-0; Houston Robert 1-0; TyRae Thornton 1-0; Jackson Tyner 1-0; Brandon Douglas-Dotson 1-0; George Nyakwol 1-0; Prudy Calderon 1-0.						

GAME 8: FIU



Oct. 13, 2018 • Rice Stadium (XXXX) • Houston, Texas

	UAB	42
	RICE	0

Houston, Texas - The UAB Blazers handed Rice its first shutout at Rice Stadium in nearly 30 years in a 42-0 win on Saturday afternoon.

After surrendering a 75-yard scoring drive on UAB's first possession of the gameth Blazers extended the lead to 14-0 later in first on a blocked punt, but the Owls' defense forced three punts and recovered a fumble on the Blazers' next four possessions. However, two plays after Jack Fox pinned UAB back at their one after a 54 yard punt, A.J. Erdely combined with Xavier Ubosi on a 95-yard scoring pass to extend the margin to 21-0, the longest scoring pass against Rice since Todd Dodge of Texas connected on a 96 yarder on 10/5/85 in Austin.

Score by Quarters	1	2	3	4	F	
UAB Blazers	14	14	14	0	42	Record: (5-1, 3-0)
Rice Owls	0	0	0	0	0	Record: (1-6, 0-3)

Scoring Summary

1st 14:21 UAB - Ubosi 38-yd pass from Erdely (Vogel kick)
 08:57 UAB - Biles 0-yd punt return (Vogel kick)
 2nd 10:04 UAB - Ubosi 95-yd pass from Erdely (Vogel kick)
 01:16 UAB - Erdely 19-yd run (Vogel kick)
 3rd 10:10 UAB - Street 2-yd run (Vogel kick)
 09:36 UAB - Brown 1-yd run (Vogel kick)

	UAB	RICE
FIRST DOWNS	18	9
Rushing	8	1
Passing	8	7
Penalty	2	1
Rushing Attempts	45	37
Yds Gained Rushing	231	88
Yds Lost Rushing	23	38
NET YDS RUSHING	208	50
NET YDS PASSING	274	136
Comp-Att-Int	11-19-1	13-28-0
TOTAL PLAYS-YDS	64-482	65-186
Fumbles-Lost	1-1	2-1
Penalties-Yards	2-30	5-42
Punts-Avg	6-34.3	13-45.2
Punt Ret-Yds-TD	3-55-1	0-0-0
KO Ret-Yds-TD	0-0-0	0-0-0
INT Ret-Yds-TD	0-0-0	1-0-0
Possession Time	28:07	31:53
Third Down Conv	4 of 13	1 of 17
Fourth Down Conv	0 of 1	0 of 2
Red Zone Scores-Att	3-5	0-0
Sacks-Yds	3-15	1-10
Field Goals	0-1	0-1

RUSHING: UAB - Lucious Stanley 9-70; Jarrion Streey 6-37-1; Spencer Brown 9-36-1; A.J. Erdely 9-29-1; Andre Wilson 1-20; Tyler Johnston III 4-15; James Noble III 4-5; Team 3-(-4).
Rice - Austin Walter 19-31; Aston Walter 3-10; Emmanuel Esukpa 2-8; Evan Marshman 7-7; Giovanni Gentosi 1-2; Juma Otoviano 1-1; Jordan Myers 1-0; Nahshon Ellerbe 1-(-1); Shawn Stankavage 2-(-8).

PASSING: UAB - A.J. Erdely 11-17-0-274-2; Tyler Johnston III 0-2-1-0-0. **Rice** - Evan Marshman 6-16-0-57-0; Shawn Stankavage 7-12-0-79-0.

RECEIVING: UAB - Xavier Ubos 4-196-2; Andre Wilson 4-43; Collin Lisa 1-21; Kailon Carter 1-19; Lucious Stanley 1-(-5). **Rice** - Austin Trammell 4-40; Austin Walter 3-5; Jordan Myers 2-38; Rhett Cardwell 2-8; Aaron Cephus 1-35; Brendan Harmon 1-10.

INTERCEPTIONS: UAB - None. **Rice** - Prudy Calderon 1-0

FUMBLES: UAB - Team 1-1. **Rice** - Evan Marshman 2-1.

SACKS: UAB - Stacy Keely 1.0-7; Tre' Crawford 1.0-3; Garrett Marino 0.5-3; Jamell Garcia-Williams 0.5-2. **Rice** - Anthony Ekpe 1.0-10.

TACKLES (UA-A): UAB - Chris Woolbright 6-1; Jamell Garcia-Williams 5-1; Fitzgerald Mofor 5-1; Mar'Sean Diggs 3-0; Tre' Crawford 3-0; Dy'jonn Turner 2-0; Duke Culver 2-0; Kylan Binn 2-0; Broderick Thomas 2-0; Thomas Johnston 2-0; Kris Moll 1-1; Garrett Marino 1-1; Fish McWilliams 1-1; Stacy Keely 1-1; Kendall Parham 1-0; Will Dawkins 1-0; Michael Wright 1-0; Will Boler 1-0; Grayson Cash 1-0; Craig Kanyangarara 1-0; CD Daniels 1-0; Starling Thomas V 1-0; drienne Talan 1-0; Anthony Rush 1-0; Luke Brasher 0-1. **Rice** - Prudy Calderon 6-0; Dylan Silcox 4-1; Treshawn Chamberlain 3-2; Antonio Montero 3-2; Elijah arcia 4-0; Justin Bickham 4-0; George Nyakwol 3-1; Kenneth Orji 3-1; Trey Schuman 2-1; Roe Wilkins 2-0; Blaze Alldredge 2-0; Zach Abercrumbia 0-2; Dasharm Newsome 1-0; Anthony Ekpe 1-0; Evan Marshman 1-0; Myles Adams 1-0; Martin Nwakamma 1-0; Jorian Clark 1-0; Joshua Cummings 1-0