

Individual Records
Games

Career: 143 by Anthony Masterlasco, 2018-22
 Season: 36 by Six Players, 2008-09

Points

Career: 2,575 by Randy Kortokrax, 1984-87
 Season: 880 by Randy Kortokrax, 1985-86
 Game: 61 by Harold Wolfe vs. Central St., 2/28/1953

Scoring Average

Career: 24.8 by Harold Wolfe, 1951-54
 Season: 30.5 by Harold Wolfe, 1952-53

Rebounds

Career: 1,242 by Randy Kortokrax, 1984-87
 Season: 433 by Randy Kortokrax, 1985-86
 Game: 33 by Harold Wolfe vs. Tri St., 1953

Rebound Average

Career: 10.9 by Randy Kortokrax, 1984-87
 Season: 19.3 by Harold Wolfe, 1951-52

Assists

Career: 625 by Tommy Schmock, 2018-21
 Season: 198 by Tommy Schmock, 2019-20
 Game: 15 by Aaron Roth vs. Bluffton, 1/16/1988

Assists Average

Career: 5.3 by Tommy Schmock, 2018-21
 Season: 6.8 by Tommy Schmock, 2019-20

Steals

Career: 328 by Dustin Pfeifer, 2003-06
 Season: 92 by Dustin Pfeifer, 2004-05
 Game: 8 by Matt Metzger vs. Quincy, 3/12/2005

Steals Average

Career: 2.6 by Dustin Pfeifer, 2003-06
 Season: 3.0 by Dustin Pfeifer, 2005-06

Blocks

Career: 130 by Alex White, 2016-19
 Season: 59 by Alex White, 2018-19
 Game: 7 by Marwan Gaines vs. Shaw. St., 12/28/2001

Blocks Average

Career: 1.2 by Chris Commons, 2003-05
 Season: 1.8 by Kyle Hunt, 1999-00



Herk Wolfe



Randy Kortokrax

Field Goals, Made

Career: 990 by Randy Kortokrax, 1984-87
 Season: 362 by Randy Kortokrax, 1985-86
 Game: 25 by Harold Wolfe vs. Pasadena, 3/11/1953

Field Goals, Attempted

Career: 1,868 by Randy Kortokrax, 1984-87
 Season: 650 by Randy Kortokrax, 1985-86
 Game: No Records Available

Field Goal Percentage (Min. 100 Made)

Career: 69.5 by John Staley, 2014-16
 Season: 73.6 by John Staley, 2015-16
 Game: 1.000 by Morgan Lewis vs. Mich. Tech, 2/19/2009 (8-8)
 *Most recent

Free Throws Made

Career: 545 by Randy Kortokrax, 1984-87
 Season: 200 by Randy Kortokrax, 1985-86
 Game: 19 by Kyle Caiola vs. Grand Valley, 2/29/2012

Free Throws Attempted

Career: 751 by Randy Kortokrax, 1984-87
 Season: 266 by Randy Kortokrax, 1985-86
 Game: 23 by Dick Barr vs. Indiana Tech, 12/6/1955

Free Throw Percentage (Min. 60 Made)

Career: .912 by Kyle Caiola, 2010-12
 Season: .932 by Kyle Caiola, 2011-12
 Game: 1.000 by Nathan Hyde vs. Ashland, 3/2/2010 (12-12)
 Nathan Hyde vs. Tiffin, 2/10/2011 (12-12)

3-Pointers Made

Career: 313 by Marc Bishop, 1996-99
 Season: 114 by Martyce Kimbrough, 2016-17
 Game: 11 by Martyce Kimbrough vs. Tiffin, 2/16/2017

3-Pointers Attempted

Career: 779 by Marc Bishop, 1996-99
 Season: 282 by Martyce Kimbrough, 2016-17
 Game: 17 by Greg Kahlig vs. Walsh, 3/8/2014

3-Point Percentage (Min. 45 Made)

Career: .439 by Kyle Caiola, 2010-12 (83-189)
 Season: .476 by Charles Warren, 2000-01 (49-103)
 Game: 1.000 by Andrew Owens vs Trevecca Nazarene
 7-7 | 11/28/2023



Dustin Pfeifer

Team Records
Wins

Season: 36 in 2008-09
 In a Row: 38 in 2008-2009

Losses

Season: 16 in 2023-24
 In a Row: 11 in 1924-25, 1925-26

Cossecutive Wins at Home

Season: 71 from 2008-2011

Points

Season: 2,893 in 1992-93
 Game: 137 vs. UM-Dearborn, 12/6/2001
 137 vs. Cedarville, 1953-54

Points Allowed

Season: 2,525 in 1992-93
 Game: 126 vs. Kenyon, 1967-68
 Individual: 48 vs Don Carlos, Otterbein, 1/19/66

Winning Margin

Season: 19.3 in 2008-09
 Game: 104 vs. Cedarville, 1953-54

Scoring Average (Min. 25 games)

Offense: 98.8 in 1967-68
 Defense: 59.8 in 2008-09

Rebounds

Season: 1,246 in 1985-86
 Game: 63 vs. Ohio Valley, 11/12/2011

Assists

Season: 564 in 2018-19
 Game: 37 vs. Miami-Hamilton, 11/18/17

Steals

Season: 347 in 2004-05
 Game: 22 vs. Urbana, 11/22/2003

Field Goals Made

Season: 1,050 in 1985-86
 Game: 53 vs. Miami-Hamilton, 11/18/17

Field Goals Attempted

Season: 2,147 in 2017-18
 Game: 88 vs. Miami-Hamilton, 11/18/17

Field Goal Percentage (Min. 700 made)

Season: .508 in 2007-08
 Game: .705 vs. UM Dearborn, 11/21/2000

3-Pointers Made

Season: 315 in 2017-18
 Game: 19 vs. Tiffin, 2/16/2017
 19 vs. Glenville St., 11/17/1995

3-Pointers Attempted

Season: 846 in 2017-18
 Game: 44 vs. Trevecca Naz., 11/38/23

3-Point Percentage (Min. 150 made)

Season: .407 in 2008-09
 Game: .706 vs. Tiffin, 12/4/2007

Free Throws Made


Season: 620 in 2008-09
 Game: 38 vs. Georgetown, 1962-63

Free Throws Attempted

Season: 775 in 1996-97
 Game: 49 vs. Malone, 2/5/1968

Free Throw Percentage (Min. 175 made)

Season: .813 in 2022-23
 Game: 1.000 vs. Tiffin, 2/10/2011 (21-21)



Jim Carder




Kyle Hunt



Jerry Carder



Mike Pohlman



Greg Kahlig

1,000-Point Club

No.	Name	Pts.	Years
1.	Randy Kortokrax	2,575	1984-87
2.	Jim Carder	2,079	1965-68
3.	Jerry Carder	1,953	1965-68
4.	Nathan Bruns	1,887	2020-24
5.	Greg Kahlig	1,877	2011-14
6.	Greg Denecker	1,854	1991-94
7.	Kyle Hunt	1,840	1999-02
8.	Aaron Roth	1,823	1986-89
9.	Harold Wolfe	1,733	1951-54
10.	Josh Bostic	1,705	2006-09
11.	Marc Bishop	1,658	1996-99
12.	Martye Kimbrough	1,650	2016-18
13.	Taren Sullivan	1,595	2015-18
14.	Dustin Pfeifer	1,590	2003-06
15.	Randy O'Dell	1,572	1982-85
16.	Nathan Hyde	1,528	2008-11
17.	Frank Phillips	1,521	2003-07
18.	Marcus Parker	1,490	2007-10
19.	Mike Pohlman	1,465	1996-99
20.	Fred Polinski	1,433	1956-59
21.	Tim Hamen	1,420	1995-99
22.	Anthony Masterlasco	1,388	2018-22
23.	Marty Arft	1,367	1969-72
24.	Ken Burgei	1,363	1969-72
25.	Cot Marquette	1,353	1952-55
26.	George Keller	1,328	1957-60
27.	Brian Vorst	1,324	1990-93
T28.	Jake Heagen	1,307	2012-15
T28.	Willie Tuggle	1,307	1961-64
30.	Charles Warren	1,304	2000-03
31.	Bill Kotterman	1,303	1978-81
32.	Randy Siefker	1,266	1993-96
33.	Dale Creager	1,225	1974-77
34.	Joe Hanauer	1,204	1957-60
35.	Greg Verhoff	1,203	1982-85
T36.	Ryan Maag	1,188	1997-00
T36.	Bob Wortman	1,188	1947-50
38.	Matt Mains	1,177	1987-90
39.	Anthony Slappy	1,164	1987-90
T40.	Lee Himmeger	1,162	1953-56
T40.	Ron Marquette	1,162	1952-55
42.	Joey Edmonds	1,148	2020-24
43.	Alex White	1,135	2016-19
44.	Tyson McLaughlin	1,134	2002-05
45.	Aaron Overhiser	1,061	2016-19
46.	Ken Pothast	1,046	1978-81
47.	Tommy Schmock	1,044	2018-21
48.	Aaron Robinson	1,029	2010-13
49.	Dorian Bass	1,025	2004-07
50.	Lee Roberts	1,024	2006-09
51.	Gary Merrill	1,022	1965-68
52.	Dylan Kaufman	1,012	2013-16

Top 30 Scoring Games

No.	Name	Pts.	Opponent
1.	Harold Wolfe	61	Central State, 2/28/1953
2.	Greg Kahlig	55	Walsh, 3/8/2014
3.	Randy Kortokrax	54	Thomas Moore, 2/4/1987
3.	Harold Wolfe	54	Pasadena, 3/11/1953
3.	Harold Wolfe	54	Bluffton, 2/8/1952
6.	Randy Kortokrax	53	Cedarville, 3/2/1987
7.	Bob Wortman	52	Indiana Tech, 1949
8.	Harold Wolfe	48	Bluffton, 2/20/1953
8.	Harold Wolfe	48	Baer Field, 12/10/1951
10.	Harold Wolfe	46	Indiana Tech, 2/7/1953
11.	Fred Polinski	45	Lawrence Tech, 1/11/1958
12.	Greg Kahlig	42	Walsh, 2/20/2014
12.	Randy Kortokrax	42	Rio Grande, 2/10/1986
12.	Harold Wolfe	42	Defiance, 1/28/1953
12.	Kyle Hunt	42	Benedictine, 12/14/2000
16.	Martyce Kimbrough	41	Tiffin, 2/16/2017
16.	Randy Kortokrax	41	Central State, 84-85
16.	Harold Wolfe	41	Central State, 3/6/1953
19.	Greg Kahlig	40	Lake Erie, 2/15/2014
19.	Randy Kortokrax	40	Ohio Wesleyan, 12/13/1986
19.	Dick Barr	40	Indiana Tech, 12/6/1955
19.	Harold Wolfe	40	Ohio Northern, 1/12/1952
23.	Greg Kahlig	39	Malone, 2/22/2014
23.	Randy Kortokrax	39	Kalamazoo, 11/30/1985
23.	Doug Kinnison	39	Villa Madonna, 2/7/1963
23.	Lee Himmeger	39	Bluffton, 1/18/1955
23.	Harold Wolfe	39	Wilmington, 2/12/1952
23.	Harold Wolfe	39	Cedarville, 2/14/1952
23.	Harold Wolfe	39	Tri-State, 2/23/1952
30.	Frank Minning	38	Capital, 1/29/1969
30.	Jeremy Pemberton	38	Mt. Vernon Naz., 2/14/1994
30.	Randy Kortokrax	38	Tri-State, 11/23/1985
30.	Ron Marquette	38	Anderson, 2/1/1955
30.	Lee Himmeger	38	Naval Station, 1/7/1955
30.	Greg Kahlig	38	Walsh, 2/21/2013
30.	Martyce Kimbrough	38	Lake Superior, 12/10/2016




Frank Phillips



Josh Bostic




Aaron Roth



Greg Denecker



Marc Bishop



Tim Hamen

Top 30 Scoring Seasons

No.	Name	Year	Pts.
1.	Randy Kortokrax	1985-86	880
2.	Randy Kortokrax	1986-87	873
3.	Greg Kahlig	2013-14	736
4.	Harold Wolfe	1952-53	704
5.	Harold Wolfe	1951-52	671
6.	Josh Bostic	2008-09	668
7.	Randy Kortokrax	1984-85	665
T8.	Alex White	2018-19	617
T8.	Martyce Kimbrough	2016-17	617
10.	Martyce Kimbrough	2017-18	584
11.	Greg Denecker	1993-94	583
12.	Taren Sullivan	2016-17	580
13.	Jerry Carder	1967-68	577
14.	Nathan Hyde	2009-10	570
15.	Frank Minning	1968-69	569
16.	Jim Carder	1966-67	567
17.	Greg Verhoff	1983-84	566
18.	Jim Carder	1967-68	560
19.	Ron Marquette	1953-54	558
20.	Jerry Carder	1965-66	555
21.	Kyle Hunt	2001-02	540
22.	Taren Sullivan	2017-18	534
23.	Kyle Hunt	2000-01	529
24.	Chris Commons	2004-05	527
25.	Jim Carder	1965-66	517
T26.	Aaron Roth	1987-88	511
T26.	Greg Kahlig	2012-13	511
28.	Marc Bishop	1996-97	498
29.	Dale Creager	1976-77	496
T30.	George Keller	1959-60	491
T30.	Brian Vorst	1991-92	491



Seasonal Point Leaders

Year	Name	GP	Pts.	Avg.
2023-24	Nathan Bruns	26	401	15.4
2022-23	Nathan Bruns	28	423	15.1
2021-22	Nathan Bruns	30	435	14.5
2020-21	Nathan Bruns	23	314	13.7
2019-20	Ethan Linder/Tommy Schmock	29	317	10.9
2018-19	Alex White	33	617	18.7
2017-18	Martyce Kimbrough	33	584	17.7
2016-17	Martyce Kimbrough	32	617	19.3
2015-16	Martyce Kimbrough	28	449	16.0
2014-15	Jake Heagen	27	419	15.5
2013-14	Greg Kahlig	30	736	24.5
2012-13	Greg Kahlig	30	511	17.0
2011-12	Kyle Caiola	31	469	15.1
2010-11	Nathan Hyde	28	411	14.7
2009-10	Nathan Hyde	31	570	18.4
2008-09	Josh Bostic	36	668	18.6
2007-08	Josh Bostic	33	457	13.8
2006-07	Frank Phillips	30	401	13.4
2005-06	Dustin Pfeifer	30	457	15.2
2004-05	Chris Commons	34	527	15.5
2003-04	Frank Phillips/Dustin Pfeifer	32	389	12.2
2002-03	Brad Rethman	31	438	14.1
2001-02	Kyle Hunt	30	540	18.0
2000-01	Kyle Hunt	27	529	19.6
1999-00	Ryan Maag	26	449	17.3
1998-99	Mike Pohlman	30	468	15.6
1997-98	Mike Pohlman	29	436	15.0
1996-97	Marc Bishop	32	498	15.6
1995-96	Chris Ireland	33	483	14.6
1994-95	Jeremy Pemberton	26	434	16.7
1993-94	Greg Denecker	29	588	20.3
1992-93	Chip Smith	30	402	13.4
1991-92	Brian Vorst	31	491	15.8
1990-91	Tim Nichols	27	414	15.3
1989-90	Anthony Slappy	27	449	16.6
1988-89	Aaron Roth	29	458	15.9
1987-88	Aaron Roth	26	511	19.7
1986-87	Randy Kortokrax	29	873	30.1
1985-86	Randy Kortokrax	31	880	28.4
1984-85	Randy Kortokrax	27	665	24.6

Seasonal Rebound Leaders

Year	Name	GP	Reb.	Avg.
2023-24	Will Aljancic	28	181	6.5
2022-23	Nathan Bruns	28	153	5.5
2021-22	Nathan Bruns	30	222	7.4
2020-21	Nathan Bruns	23	132	5.7
2019-20	Aaron Overhiser	29	171	5.9
2018-19	Alex White	33	282	8.5
2017-18	Alex White	33	217	6.6
2016-17	Taren Sullivan	32	246	7.7
2015-16	John Staley	28	151	5.4
2014-15	Jake Heagen	27	154	5.7
2013-14	Jake Heagen	30	191	6.4
2012-13	Brad Piehl	30	187	6.2
2011-12	Greg Kahlig	31	141	4.5
2010-11	Aaron Robinson	28	124	4.4
2009-10	Tyler Sparks	25	149	6.0
2008-09	Lee Roberts	36	238	6.6
2007-08	Josh Bostic	33	198	6.0
2006-07	Josh Bostic	29	176	6.1
2005-06	Josh Bostic	29	161	5.6
2004-05	Marwan Gaines	34	239	7.0
2003-04	Brad Rethman	30	176	5.9
2002-03	Marwan Gaines	31	191	6.2
2001-02	Jeff Reese	30	183	6.1
2000-01	Kyle Hunt	27	163	6.0
1999-00	Kyle Hunt	26	186	7.2
1998-99	Kyle Hunt	30	155	5.2
1997-98	Ryan Maag	29	140	4.8
1996-97	Chuck Daniels	32	158	4.9
1995-96	Chuck Daniels	33	186	5.6
1994-95	Javan Conley	29	157	5.4
1993-94	Greg Denecker	29	181	6.2
1992-93	Brian Vorst	32	201	6.3
1991-92	Brian Vorst	31	288	9.3
1990-91	Greg Denecker	27	184	6.8
1989-90	Anthony Slappy	27	171	6.3
1988-89	Matt Mains	29	190	6.6
1987-88	Brian Stadler	26	146	5.6
1986-87	Randy Kortokrax	29	350	12.1
1985-86	Randy Kortokrax	31	433	14.0
1984-85	Randy Kortokrax	27	324	12.0

Seasonal Assist Leaders

Year	Name	GP	A	Avg.
2023-24	Joey Edmonds	28	88	3.1
2022-23	Nathan Bruns	28	81	2.9
2021-22	Joey Edmonds	30	97	3.2
2020-21	Tommy Schmock	22	120	5.5
2019-20	Tommy Schmock	29	198	6.8
2018-19	Tommy Schmock	33	196	5.9
2017-18	Tommy Schmock	33	111	3.4
2016-17	Taren Sullivan	32	126	3.9
2015-16	Austin Gardner	28	76	2.7
2014-15	Ricardo Smith	27	72	2.7
2013-14	Alphonso Baity	30	95	3.2
2012-13	Sean Samsel	30	67	2.2
2011-12	Kyle Caiola	31	115	3.7
2010-11	Kyle Caiola	28	70	2.5
2009-10	Marcus Parker	31	103	3.3
2008-09	Marcus Parker	36	146	4.1
2007-08	Marcus Parker	33	133	4.0
2006-07	Frank Phillips	30	100	3.3
2005-06	Dustin Pfeifer	30	118	3.9
2004-05	Dustin Pfeifer	34	171	5.0
2003-04	Dustin Pfeifer	32	110	3.4
2002-03	Dustin Pfeifer	31	121	3.9
2001-02	Kyle Hunt	30	115	3.8
2000-01	Charles Warren	27	81	3.0
1999-00	Kyle Hunt	26	64	2.5
1998-99	Tim Hamen	30	107	3.6
1997-98	Tim Hamen	29	120	4.1
1996-97	Chuck Daniels	32	67	2.1
1995-96	Tim Hamen	32	135	4.2
1994-95	Tim Hamen	29	109	3.8
1993-94	Jon Thorbahn	29	89	3.1
1992-93	Chip Smith	30	116	3.9
1991-92	Chip Smith	30	166	5.5
1990-91	Brad Morrison	27	69	2.6
1989-90	Tim Utrup	27	72	2.7
1988-89	Aaron Roth	29	77	2.7
1987-88	Aaron Roth	26	118	4.5
1986-87	Randy Kortokrax	29	91	3.1
1985-86	Royce Laison	31	89	2.9
1984-85	Randy O'Dell	23	78	3.4



Martyce Kimbrough



Taren Sullivan



Marcus Parker



Points (Season) - Since 1985

No.	Name	Year	GP	Points	Avg.
1.	Randy Kortokrax	1985-86	31	880	28.4
2.	Randy Kortokrax	1986-87	29	873	30.1
3.	Greg Kahlig	2013-14	30	736	24.5
4.	Josh Bostic	2008-09	36	668	18.6
5.	Martyce Kimbrough	2016-17	32	617	19.3
5.	Alex White	2018-19	33	617	18.7

Field Goals Made (Season) - Since 1985

No.	Name	Year	GP	FG	FGA
1.	Randy Kortokrax	1985-86	31	340	650
2.	Randy Kortokrax	1986-87	29	320	602
3.	Alex White	2018-19	33	240	438
4.	Greg Kahlig	2013-14	30	235	468
5.	Taren Sullivan	2016-17	32	233	422

Field Goals Attempted (Season) - Since 1985

No.	Name	Year	GP	FG	FGA
1.	Randy Kortokrax	1985-86	31	340	650
2.	Randy Kortokrax	1986-87	29	320	602
3.	Martyce Kimbrough	2016-17	32	218	487
4.	Martyce Kimbrough	2017-18	33	208	471
5.	Greg Kahlig	2013-14	30	235	468

Rebounds (Season) - Since 1985

No.	Name	Year	GP	Rebs.	Avg.
1.	Randy Kortokrax	1985-86	31	433	14.0
2.	Randy Kortokrax	1986-87	29	350	12.1
3.	Randy Kortokrax	1984-85	27	324	12.0
4.	Brian Vorst	1991-92	31	288	9.3
5.	Alex White	2018-19	33	282	8.5

Assists (Season) - Since 1985

No.	Name	Year	GP	Assts.	Avg.
1.	Tommy Schmock	2019-20	29	198	6.8
2.	Tommy Schmock	2018-19	33	196	5.9
3.	Dustin Pfeifer	2004-05	34	171	5.0
4.	Chip Smith	1991-92	30	166	5.5
5.	Dustin Pfeifer	2005-06	30	159	5.3

Steals (Season) - Since 1985

No.	Name	Year	GP	Steals	Avg.
1.	Dustin Pfeifer	2004-05	34	92	2.7
2.	Dustin Pfeifer	2005-06	30	89	3.0
3.	Chip Smith	1991-92	30	85	2.8
4.	Josh Bostic	2008-09	36	85	2.4
5.	Tommy Schmock	2019-20	29	81	2.8

Blocks (Season) - Since 1985

No.	Name	Year	GP	Blocks	Avg.
1.	Alex White	2018-19	33	59	1.8
2.	Chris Commons	2004-05	34	56	1.6
3.	Kyle Hunt	1999-00	26	48	1.8
4.	Marwan Gaines	2002-03	31	39	1.3
5.	Randy Kortokrax	1986-87	29	38	1.3

Three Pointers Made (Season) - Since 1985

No.	Name	Year	GP	3pt.	Att.
1.	Martyce Kimbrough	2016-17	32	114	282
2.	Martyce Kimbrough	2017-18	33	104	264
3.	Nathan Hyde	2009-10	31	95	216
4.	Greg Kahlig	2013-14	30	90	213
5.	Marc Bishop	1998-99	30	87	221

Three Pointers Attempted (Season) - Since 1985

No.	Name	Year	GP	3pt.	Att.
1.	Martyce Kimbrough	2016-17	32	114	282
2.	Martyce Kimbrough	2017-18	33	104	264
3.	Marc Bishop	1998-99	30	87	221
4.	Nathan Hyde	2009-10	31	95	216
5.	Greg Kahlig	2013-14	30	90	213

Free Throws Made (Season) - Since 1985

No.	Name	Year	GP	FT	Att.
1.	Randy Kortokrax	1985-86	31	200	266
2.	Josh Bostic	2008-09	36	191	236
3.	Randy Kortokrax	1986-87	29	183	242
4.	Greg Kahlig	2013-14	30	176	216
5.	Greg Denecker	1993-94	29	165	225

Free Throws Attempted (Season) - Since 1985

No.	Name	Year	GP	FT	Att.
1.	Randy Kortokrax	1985-86	31	200	266
2.	Randy Kortokrax	1986-87	29	183	242
3.	Josh Bostic	2008-09	36	191	236
4.	Greg Denecker	1993-94	29	165	225
5.	Greg Kahlig	2013-14	30	176	216

Points (Career) - Since 1985

No.	Name	Years	GP	Points	Avg.
1.	Randy Kortokrax	1984-87	113	2,575	22.8
2.	Nathan Bruns	2020-24	135	1,887	14.0
3.	Greg Kahlig	2011-14	118	1,877	15.9
4.	Greg Denecker	1991-94	117	1,854	15.8
5.	Kyle Hunt	1999-02	113	1,840	16.3

Field Goals Made (Career) - Since 1985

No.	Name	Years	GP	FG	FGA
1.	Randy Kortokrax	1984-87	113	990	1,868
2.	Nathan Bruns	2020-24	135	733	1,347
3.	Aaron Roth	1986-89	115	725	1,459
4.	Greg Denecker	1991-94	117	699	1,291
5.	Kyle Hunt	1999-02	113	690	1,460

Field Goals Attempted (Career) - Since 1985

No.	Name	Years	GP	FG	FGA
1.	Randy Kortokrax	1984-87	113	990	1,868
2.	Kyle Hunt	1999-02	113	690	1,460
3.	Aaron Roth	1986-89	115	725	1,459
4.	Nathan Bruns	2020-24	135	733	1,347
5.	Marc Bishop	1996-99	124	577	1,319

Rebounds (Career) - Since 1985

No.	Name	Years	GP	Rebs.	Avg.
1.	Randy Kortokrax	1984-87	113	1,242	10.9
2.	Nathan Bruns	2020-24	135	796	5.9
3.	Josh Bostic	2006-09	127	757	6.0
4.	Brian Vorst	1990-93	112	752	6.7
5.	Alex White	2016-19	105	662	6.3

Assists (Career) - Since 1985

No.	Name	Years	GP	Assts.	Avg.
1.	Tommy Schmock	2018-21	117	625	5.3
2.	Dustin Pfeifer	2003-06	127	561	4.4
3.	Marcus Parker	2007-10	131	480	3.7
4.	Tim Hamen	1995-99	120	471	3.9
5.	Joey Edmonds	2020-24	138	333	2.4

Steals (Career) - Since 1985

No.	Name	Years	GP	Steals	Avg.
1.	Dustin Pfeifer	2003-06	127	328	2.6
2.	Marcus Parker	2007-10	131	277	2.1
3.	Kyle Hunt	1999-02	113	259	2.3
4.	Josh Bostic	2006-09	127	237	1.9
4.	Tommy Schmock	2018-21	117	237	2.0

Blocks (Career) - Since 1985

No.	Name	Years	GP	Blocks	Avg.
1.	Alex White	2016-19	105	130	1.2
2.	Marwan Gaines	2001-05	120	116	1.0
3.	Kyle Hunt	1999-02	113	114	1.0
4.	Lee Roberts	2006-09	127	105	0.8
5.	Randy Kortokrax	1984-87	113	101	0.9
5.	Matt Mains	1986-90	113	101	0.9

Three Pointers Made (Career) - Since 1985

No.	Name	Years	GP	3pt.	Att.
1.	Marc Bishop	1996-99	124	313	779
2.	Martyce Kimbrough	2016-18	93	298	744
3.	Nathan Hyde	2008-11	128	248	583
4.	Tyson McGlaughlin	2002-05	126	238	568
5.	Elijah Kahlig	2015-18	120	217	560

Three Pointers Attempted (Career) - Since 1985

No.	Name	Years	GP	3pt.	Att.
1.	Marc Bishop	1996-99	124	313	779
2.	Martyce Kimbrough	2016-18	93	298	744
3.	Nathan Hyde	2008-11	128	248	583
4.	Tyson McGlaughlin	2002-05	126	238	568
5.	Elijah Kahlig	2015-18	120	217	560

Free Throws Made (Career) - Since 1985

No.	Name	Years	GP	FT	Att.
1.	Randy Kortokrax	1984-87	113	545	751
2.	Greg Kahlig	2011-14	118	456	547
3.	Josh Bostic	2006-09	127	438	566
4.	Greg Denecker	1991-94	117	430	596
5.	Frank Phillips	2003-07	120	403	615

Free Throws Attempted (Career) - Since 1985

No.	Name	Years	GP	FT	Att.
1.	Randy Kortokrax	1984-87	113	545	751
2.	Frank Phillips	2003-07	120	403	615
3.	Greg Denecker	1991-94	117	430	596
4.	Josh Bostic	2006-09	127	438	566
5.	Greg Kahlig	2011-14	118	456	547



NABC/NCAA DII National Player of the Year

2008-09 Josh Bostic

NABC/NCAA DII National Coach of the Year

2008-09 Ron Niekamp

NABC/NCAA DII All-Americans

2017-18 Taren Sullivan, 1st Team
2010-11 Nathan Hyde, 1st Team
2008-09 Josh Bostic, 1st Team
2007-08 Josh Bostic, 1st Team
2006-07 Frank Phillips, 1st Team
2005-06 Dustin Pfeifer, 1st Team

NABC/NCAA DII All-Midwest Region

2020-21 Tommy Schmock, 1st Team
2018-19 Alex White, 1st Team
2017-18 Taren Sullivan, 1st Team
Martyce Kimbrough, 2nd Team
2016-17 Martyce Kimbrough, 1st Team
Taren Sullivan, 2nd Team
2013-14 Greg Kahlig, 1st Team
2012-13 Greg Kahlig, 1st Team
2011-12 Kyle Caiola, 2nd Team
2010-11 Nathan Hyde, 1st Team
2009-10 Marcus Parker, 1st Team
Nathan Hyde, 1st Team
2008-09 Josh Bostic, 1st Team
2007-08 Josh Bostic, 1st Team
2006-07 Frank Phillips, 1st Team
2005-06 Dustin Pfeifer, 1st Team
2004-05 Dustin Pfeifer, 1st Team

NABC/NCAA DII East/West All-Stars

2018-19 Alex White, West
2013-14 Greg Kahlig, East
2010-11 Nathan Hyde, West
2006-07 Frank Phillips, West
2005-06 Dustin Pfeifer, West

NABC/NCAA DII Midwest Region Coach of the Year

2008-09 Ron Niekamp
2006-07 Ron Niekamp
2004-05 Ron Niekamp

NCAA DII Bulletin Player of the Year

2008-09 Josh Bostic

DII Bulletin All-Americans

2018-19 Alex White, 4th Team
2017-18 Taren Sullivan, 3rd Team
2016-17 Martyce Kimbrough, HM
2013-14 Greg Kahlig, 2nd Team
2012-13 Greg Kahlig, HM
2009-10 Nathan Hyde, HM
2008-09 Josh Bostic, 1st Team
2007-08 Josh Bostic, HM
2006-07 Frank Phillips, HM
2005-06 Dustin Pfeifer, 2nd Team

DII Bulletin Coach of the Year

2008-09 Ron Niekamp

NCAA DII Basketball Times Player of the Year

2008-09 Josh Bostic

NCAA DII Basketball Times Coach of the Year

2008-09 Ron Niekamp

NCAA DII Basketball Times All-Americans

2013-14 Greg Kahlig, 3rd Team
2012-13 Greg Kahlig, 3rd Team
2008-09 Josh Bostic, 1st Team
2005-06 Dustin Pfeifer, 3rd Team

Daktronics/D2CCA All-Americans

Alex White, 2nd Team
Greg Kahlig, 2nd Team
Josh Bostic, 1st Team
Dustin Pfeifer, 2nd Team

Daktronics/D2CCA Midwest Region Player of the Year

2008-09 Alex White
2006-07 Greg Kahlig
2005-06 Josh Bostic
2004-05 Josh Bostic
2002-03 Greg Kahlig

Daktronics/D2CCA All-Midwest Region

2018-19 Alex White, 1st Team
2017-18 Taren Sullivan, 1st Team
Martyce Kimbrough, 2nd Team
Martyce Kimbrough, 1st Team
Taren Sullivan, 2nd Team
Greg Kahlig, 1st Team
2016-17 Nathan Hyde, 2nd Team
Marcus Parker, 2nd Team
Nathan Hyde, 2nd Team
2015-16 Josh Bostic, 1st Team
Josh Bostic, 2nd Team
2014-15 Frank Phillips, 1st Team
2013-14 Dustin Pfeifer, 1st Team
2012-13 Dustin Pfeifer, 2nd Team
Kyle Hunt, 2nd Team
2011-12 Kyle Hunt, 1st Team

NCAA DII Midwest Region All-Tournament

2018 Taren Sullivan
2017 Martyce Kimbrough
Taren Sullivan
Martyce Kimbrough
Josh Bostic (MVP)
2009 Marcus Parker
Nathan Hyde
Josh Bostic
2008 Marcus Parker
2007-08 Marwan Gaines (MVP)
Chris Commons
Dustin Pfeifer
2005-06 Dustin Pfeifer

NCAA DII Elite Eight All-Tournament

2009 Josh Bostic (MVP)
Morgan Lewis

G-MAC Player of the Year

2002-03 Alex White
2001-02 Taren Sullivan

G-MAC Coach of the Year

2000-01 Charlie Ernst
1999-00 Charlie Ernst
1998-99 Charlie Ernst

All-G-MAC

Nathan Bruns, 2nd Team
Nathan Bruns, 1st Team
Nathan Bruns, 1st Team
Tre'Maine Gray, 2nd Team
2023-24 Tommy Schmock, 1st Team
2022-23 Nathan Bruns, 1st Team
2021-22 Anthony Masterlasco, 2nd Team
2020-21 Tommy Schmock, 1st Team
Nathan Bruns, 2nd Team
2019-20 Alex White, 1st Team
Trey Smith, 1st Team
2018-19 Aaron Overhiser, 2nd Team
Taren Sullivan, 1st Team
Martyce Kimbrough, 1st Team
Elijah Kahlig, HM

G-MAC All-Defensive Team

2004-05 Tommy Schmock
2003-04 Tommy Schmock
2002-03 Alex White
Trey Smith

GLIAC Player of the Year

Greg Kahlig
Josh Bostic
Dustin Pfeifer

GLIAC Coach of the Year

Ron Niekamp
Ron Niekamp
Ron Niekamp
Ron Niekamp
Ron Niekamp

GLIAC Freshman of the Year

Marcus Parker
Dustin Pfeifer

All-GLIAC

Martyce Kimbrough, 1st Team
Taren Sullivan, 1st Team
Martyce Kimbrough, 1st Team
Taren Sullivan, 2nd Team
Jake Heagen, 1st Team
Greg Kahlig, 1st Team
Jake Heagen, 2nd Team
Greg Kahlig, 1st Team
Aaron Robinson, 2nd Team
Kyle Caiola, 1st Team
Greg Kahlig, 2nd Team
Nathan Hyde, 1st Team
Kyle Caiola, 1st Team
Marcus Parker, 1st Team
Nathan Hyde, 1st Team
Josh Bostic, 1st Team
Morgan Lewis, 1st Team
Marcus Parker, 1st Team
Josh Bostic, 1st Team
Morgan Lewis, 2nd Team
Frank Phillips, 1st Team
Dorian Bass, 1st Team
Brent Schnipke, 2nd Team
Josh Bostic, 2nd Team
Dustin Pfeifer, 1st Team
Frank Phillips, 1st Team
Dorian Bass, 2nd Team
Dustin Pfeifer, 1st Team
Tyson McGlaughlin, 1st Team
Chris Commons, 1st Team
Frank Phillips, 2nd Team
Dustin Pfeifer, 2nd Team
Brad Rethman, 1st Team
Kyle Hunt, 1st Team
Charles Warren, 2nd Team
Kyle Hunt, 1st Team
Ryan Maag, 2nd Team
Mike Pohlman, 1st Team
Marc Bishop, 2nd Team
Mike Pohlman, 1st Team
Marc Bishop, 2nd Team

GLIAC All-Defensive Team

Ricardo Smith
John Staley
John Staley
Alphonso Baily
Aaron Robinson
Aaron Robinson
Aaron Robinson
Josh Bostic
Lee Roberts
Marcus Parker
Josh Bostic
Marcus Parker
Josh Bostic
Brent Schnipke
Dustin Pfeifer
Brent Schnipke
Dustin Pfeifer
Matt Metzger
Frank Phillips
Dustin Pfeifer
Brad Rethman



GLIAC All-Tournament

All-Mid-Ohio

AP All-Ohio

2017	Elijah Kahlig	1996-97
2014	Greg Kahlig (MVP)	
	Jake Heagen	
	Dylan Kaufman	
2013	Brad Piehl (MVP)	1995-96
	Greg Kahlig	
	Dylan Kaufman	
2012	Kyle Caiola (MVP)	1994-95
	Brad Piehl	
	Jake Heagen	
2011	Nathan Hyde	1951-52
2010	Nathan Hyde (MVP)	
	Marcus Parker	
	Jason Wehri	
	Tyler Sparks	
2009	Josh Bostic (MVP)	1985-86
	Marcus Parker	
	Morgan Lewis	
2008	Josh Bostic	1984-85
	Marcus Parker	
	Lee Roberts	
2007	Frank Phillips (MVP)	1983-84
	Dorian Bass	
	Marcus Parker	
	Josh Bostic	
2006	Dustin Pfeifer	1982-83
2005	Matt Metzger (MVP)	1980-81
	Dustin Pfeifer	
	Chris Commons	
2004	Frank Phillips (MVP)	1979-80
	Matt Metzger	
	Dustin Pfeifer	
2003	Dustin Pfeifer	1978-79
	Marwan Gaines	

Marc Bishop, 1st Team	1953-54
Chuck Daniels, 1st Team	
Chris Ireland, 2nd Team	1952-53
Mike Pohlman, 2nd Team	1951-52
Tim Hamen, 1st Team	
Chris Ireland, 2nd Team	
Jeremy Pemberton, 1st Team	
Tim Hamen, 2nd Team	2022-23
Harold Wolfe, 1st Team	
Leroy Marquette, 2nd Team	
Dick Prince, 3rd Team	

Harold Wolfe, Third Team
Cot Marquette, HM
Harold Wolfe, 2nd Team
Harold Wolfe, HM

CSC Academic All-District

Nathan Bruns
Andrew Owens
Joey Edmonds
Josh Thorbahn

All-Hoosier-Buckeye Central

Randy Kortokrax
Aaron Roth
Randy Kortokrax
Randy O'Dell
Randy O'Dell
Greg Verhoff
Randy O'Dell
Bill Kotterman
Rob Strasbaugh
Bill Kotterman
Bill Kotterman
Rick Brunswick
Rick Brunswick
Dale Creager
Gary Burton
Dale Creager
Gary Burton
Jerry Davis
Marty Arft

NAIA District 22 Player of the Year

NAIA All-District

1988-89	Aaron Roth	1992-93
---------	------------	---------

Brian Vorst
Otis (Chip) Smith
Greg Denecker
Otis (Chip) Smith
Brian Vorst
Greg Denecker
Greg Denecker
Tim Nichols
Anthony Slappy
Aaron Roth
Matt Mains
Aaron Roth
Randy Kortokrax
Aaron Roth
Randy Kortokrax
Randy Kortokrax
Randy O'Dell
Greg Verhoff
Randy O'Dell
Bill Kotterman
Bill Kotterman
Rick Brunswick
Rick Brunswick
Dale Creager
Gary Burton
Dale Creager
Gary Burton
Jerry Davis
Marty Arft
Ken Burgei
Marty Arft
Ken Burgei
Jim Carder
Jerry Carder
Jim Carder
Jim Carder
Jim Carder
Jerry Carder
Jim Carder
Jerry Carder
Willie Tuggle
Doug Kinnison
Doug Kinnison
Jim Rayford
George Keller
Fred Polinski
Connie Wolcott
Fred Polinski
Connie Wolcott

NAIA Great Lakes Region Player of the Year

1998-99	Marc Bishop	1991-92
		1990-91

NAIA All-Americans

1989-90	Kyle Hunt , HM	1988-89
1988-89	Ryan Maag, HM	
1998-99	Marc Bishop, 3rd Team	1987-88
1996-97	Marc Bishop, 3rd Team	1986-87
	Chuck Daniels, HM	
1995-96	Tim Hamen, HM	1985-86
1991-92	Otis (Chip) Smith, HM	1984-85
1988-89	Aaron Roth, HM	1983-84
1986-87	Randy Kortokrax , 1st Team	
1985-86	Randy Kortokrax, 2nd Team	1982-83
1976-77	Dale Creager, HM	1980-81
1967-68	Jim Carder, 3rd Team	1979-80
	Jerry Carder, 3rd Team	1978-79
1966-67	Jim Carder, 3rd Team	1977-78
1959-60	George Keller, 3rd Team	1976-77
1952-53	Harold Wolfe, 2rd Team	1975-76
1951-52	Harold Wolfe, HM	

NAIA All-Great Lakes Region

1974-75		
1973-74		
1971-72		
1998-99	Marc Bishop	
	Mike Pohlman	
1997-98	Marc Bishop	1970-71
	Mike Pohlman	
1996-97	Marc Bishop	1967-68
	Chuck Daniels	
1995-96	Tim Hamen	1966-77
1994-95	Jeremy Pemberton	1965-66
1993-94	Greg Denecker	1964-65
		1963-64
		1962-63
		1959-60
		1958-59
		1957-58
		1956-57

**Alex White (2019)**

Year	GP	FG-FGA	FG%	3PFG-3PFGA	3PT%	FTM-FTA	FT%	REB	RPG	AST	BLK	STL	PTS	PPG
2015-16	28	56-99	.566	0-0	.000	7-17	.412	101	3.6	6	27	16	119	4.3
2016-17	11	33-64	.516	0-0	.000	16-22	.727	62	5.6	7	11	8	82	7.5
2017-18	33	133-243	.547	11-41	.268	40-56	.714	217	6.6	22	33	30	317	9.6
2018-19	33	240-438	.548	33-83	.398	104-152	.684	282	8.5	46	59	32	617	18.7
Career	105	462-844	.547	44-124	.355	167-247	.676	662	6.3	81	130	86	1,135	10.8

Taren Sullivan (2018)

Year	GP	FG-FGA	FG%	3PFG-3PFGA	3PT%	FTM-FTA	FT%	REB	RPG	AST	BLK	STL	PTS	PPG
2014-15	23	50-124	.403	24-70	.343	5-9	.556	62	2.7	32	4	15	129	5.6
2015-16	28	141-298	.473	34-95	.358	36-45	.800	120	4.3	53	12	21	352	12.6
2016-17	32	233-422	.552	64-143	.448	50-66	.758	246	7.7	126	25	47	580	18.1
2017-18	31	212-403	.526	42-101	.416	68-82	.829	186	6.0	99	16	39	534	17.2
Career	114	636-1,247	.510	164-409	.401	159-202	.787	614	5.4	310	57	122	1,595	14.0

Martyce Kimbrough (2017)

Year	GP	FG-FGA	FG%	3PFG-3PFGA	3PT%	FTM-FTA	FT%	REB	RPG	AST	BLK	STL	PTS	PPG
2015-16	28	149-354	.421	80-198	.404	71-78	.910	61	2.2	49	2	21	449	16.0
2016-17	32	218-487	.448	114-282	.404	67-72	.931	84	2.6	56	0	21	617	19.3
2017-18	33	208-471	.442	104-264	.394	64-81	.790	99	3.0	62	2	39	584	17.7
Career	93	575-1,312	.438	298-744	.401	202-231	.874	244	2.6	167	4	81	1,650	17.7

Greg Kahlig (2013, 2014)

Year	GP	FG-FGA	FG%	3PFG-3PFGA	3PT%	FTM-FTA	FT%	REB	RPG	AST	BLK	STL	PTS	PPG
2010-11	27	81-176	.460	24-74	.324	53-60	.883	84	3.1	35	7	13	239	8.9
2011-12	31	132-253	.522	37-90	.411	90-109	.826	141	4.5	49	16	27	391	12.6
2012-13	30	155-317	.489	64-145	.441	137-162	.846	139	4.6	41	12	25	511	17.0
2013-14	30	235-468	.502	90-213	.423	176-216	.815	120	4.0	90	15	23	736	24.5
Career	118	603-1,214	.497	215-522	.412	456-547	.834	484	4.1	215	50	88	1,877	15.9

Nathan Hyde (2010, 2011)

Year	GP	FG-FGA	FG%	3PFG-3PFGA	3PT%	FTM-FTA	FT%	REB	RPG	AST	BLK	STL	PTS	PPG
2007-08	33	54-105	.514	31-64	.484	33-39	.846	72	2.2	19	1	33	172	5.2
2008-09	36	115-238	.483	77-171	.450	68-75	.907	71	2.0	44	5	28	375	10.4
2009-10	31	179-371	.482	95-216	.440	117-131	.893	125	4.0	58	5	64	570	18.4
2010-11	28	114-267	.427	45-132	.341	138-150	.920	116	4.1	61	4	38	411	14.7
Career	128	462-981	.471	248-583	.425	356-395	.901	384	3.0	182	15	163	1,528	11.9

Josh Bostic (2008, 2009)

Year	GP	FG-FGA	FG%	3PFG-3PFGA	3PT%	FTM-FTA	FT%	REB	RPG	AST	BLK	STL	PTS	PPG
2005-06	29	96-189	.508	8-29	.276	50-84	.595	161	5.6	27	9	37	250	8.6
2006-07	29	112-244	.459	40-92	.435	66-86	.767	176	6.1	55	12	53	330	11.4
2007-08	33	143-305	.469	40-108	.370	131-160	.819	198	6.0	89	20	62	457	13.8
2008-09	36	212-452	.469	53-142	.373	191-236	.809	222	6.2	104	17	85	668	18.6
Career	127	563-1,190	.473	141-371	.380	438-566	.774	757	6.0	275	58	237	1,705	13.4

Frank Phillips (2007)

Year	GP	FG-FGA	FG%	3PFG-3PFGA	3PT%	FTM-FTA	FT%	REB	RPG	AST	BLK	STL	PTS	PPG
2002-03	31	137-240	.571	1-7	.143	88-130	.677	142	4.6	63	16	44	363	11.7
2003-04	32	143-240	.596	5-15	.333	98-161	.609	141	4.4	76	18	51	389	12.2
2004-05	0	0-0	.000	0-0	.000	0-0	.000	0	0.0	0	0	0	0	0.0
2005-06	27	134-229	.585	5-17	.294	95-144	.660	119	4.4	58	12	47	368	13.6
2006-07	30	138-218	.633	3-13	.231	122-180	.678	125	4.2	100	20	52	401	13.4
Career	121	552-927	.595	14-52	.269	403-615	.655	527	4.4	297	66	194	1,521	12.6

Dustin Pfeifer (2006)

Year	GP	FG-FGA	FG%	3PFG-3PFGA	3PT%	FTM-FTA	FT%	REB	RPG	AST	BLK	STL	PTS	PPG
2002-03	31	103-230	.448	42-114	.368	62-99	.626	69	2.2	121	3	72	310	10.0
2003-04	32	123-278	.442	44-128	.344	99-125	.792	75	2.3	110	2	75	389	12.2
2004-05	34	140-317	.442	56-156	.359	98-125	.784	103	3.0	171	4	92	434	12.8
2005-06	30	140-324	.432	59-160	.369	118-161	.733	90	3.0	159	1	89	457	15.2
Career	127	506-1,149	.440	201-558	.360	377-510	.739	337	2.7	561	10	328	1,590	12.5



The Croy Physical Education Center has been home to the Oilers men's and women's basketball, volleyball and men's and women's swimming teams since 1969. The gymnasium portion of the building, which was named Niekamp Arena in 2019, provides an excellent atmosphere for all events and is considered to be the toughest place to play in the Great Midwest Athletic Conference (G-MAC) and one of the best venues in NCAA Division II basketball.

Niekamp Arena seats 1,500 spectators comfortably in bleacher seats on both the North and South sides of the gymnasium. A reserve section of seats is also available at half court on the North side of the arena. Portable bleachers are also used on the East and West sides of the arena to add a stadium feel to all contests.

The gymnasium is wireless and has numerous ethernet connections to support media needs through the internet. Radio broadcasts are available at the top of the East side of the gymnasium, overlooking the court from an elevated view. There is also two radio booths on the West side of the gymnasium, located at the top of the bleachers.

A concession stand, located behind the gymnasium on the East side, is fully set up to view the games in progress while waiting in line for food and drinks.

The facility was named after the Croy family, who generously donated the funds to build the facility in 1969. The family, who helped build the city of Findlay into what it is today, consisted of Charles L. Croy and his four sons: Thomas C. Croy, Richard P. Croy, Donald W. Croy and Jack L. Croy. All were very active in aiding the University and each dabbled in various business ventures.

Charles L. Croy, the father of four sons, started in business by owning and operating a grocery store in 1944. He then diversified with his sons to start various organizations including Croy Manufacturing, Inc., Hancock Homes, Inc., Croy Construction Company and various other real estate operations. All of their ventures proved extremely successful, making the Croy family one of the most respected families to reside in Findlay, Ohio.

The family was also very active with Findlay College, now The University of Findlay, and their athletic program. The Croy's were the charter members of Findlay's Booster Club, which was organized in 1963, and Tom Croy served as president of this organization for three years. The family also purchased every football ticket for Findlay's opening game during the 1963 season and gave them away for free to attract more fans to the game. Lastly, the family continually opened up jobs for athletes to earn money when they were not participating in their respective sports.

The center was dedicated on Saturday, October 4, 1969 and featured an Olympic size swimming pool, handball courts, classrooms, conference rooms, offices, locker rooms, training rooms, a sauna bath, washer and dryer equipment and a 2,000 seat gymnasium for basketball, volleyball and other activities.

Sink Natatorium, the pool located inside the Croy Center, was named after Victor H. Sink. Mr. Sink served as the Director of the Hancock-Wood Electric Co-Op. A life long Findlay resident, Sink also was the chair of the Hancock County Farm Bureau.

The Oilers men's basketball team has enjoyed great success in Croy since they began playing during there during the 1969-70 campaign. The team has an .838 winning percentage (626-121) in the facility and has only suffered one losing season (1981-82) during their tenure there.

The men's basketball team has gone undefeated at home eight times. The Oilers first undefeated season in Croy Gymnasium came during the 1975-76 campaign when James Houdeshell led them to a 14-0 record. The next undefeated season in Croy did not come until the 1996-97 season when Findlay finished with a 15-0 record under Ron Niekamp. Niekamp would then go on to have undefeated seasons in 2004-05 (21-0), 2005-06 (13-0), 2007-08 (15-0), 2008-09 (21-0), 2009-10 (18-0) and 2010-11 (16-0).

In the GLIAC Tournament, the Oilers have been crowned champions six times in front of the home crowd. They won tournament titles at home in 2004, 2005, 2007, 2009, 2010 and 2014. They also secured NCAA Division II Midwest Regional championships at home in 2005 and again in 2009. Their 89-86 overtime win against Bellarmine in 2009 during their national championship run is considered to be by many the greatest game ever played in Croy Gymnasium.

The Oilers won 71 straight home games from 2007-11, which at the time, was the longest home winning streak in the nation regardless of division.

Former UF All-American Greg Kahlig holds the record for the most points scored in a game at Croy Gymnasium as he dropped 55 on Walsh University during the Oilers 104-74 win in the semifinals of the GLIAC Tournament on March 8, 2014.

Former Northwood player Fred Smiley holds the record for most points scored by an opponent in Croy Gymnasium as he recorded 44 against the Oilers on Dec. 14, 1971. The Oilers did however win the game by a score of 108-94.

Niekamp Arena Records

Year	Record	Pct.	Coach
1969-70	7-6	.539	James Houdeshell
1970-71	12-2	.858	James Houdeshell
1971-72	13-4	.765	James Houdeshell
1972-73	8-5	.616	James Houdeshell
1973-74	10-3	.770	James Houdeshell
1974-75	9-6	.600	James Houdeshell
1975-76	14-0	1.000	James Houdeshell
1976-77	10-6	.625	James Houdeshell
1977-78	8-5	.616	James Houdeshell
1978-79	15-1	.938	James Houdeshell
1979-80	7-4	.637	James Houdeshell
1980-81	12-3	.800	James Houdeshell
1981-82	4-8	.334	James Houdeshell
1982-83	10-6	.625	James Houdeshell
1983-84	9-1	.900	James Houdeshell
1984-85	10-2	.834	James Houdeshell
1985-86	15-1	.938	Ron Niekamp
1986-87	12-1	.923	Ron Niekamp
1987-88	9-4	.692	Ron Niekamp
1988-89	15-1	.938	Ron Niekamp
1989-90	11-2	.847	Ron Niekamp
1990-91	10-4	.715	Ron Niekamp
1991-92	10-2	.834	Ron Niekamp
1992-93	13-2	.867	Ron Niekamp
1993-94	9-3	.750	Ron Niekamp
1994-95	12-4	.750	Ron Niekamp
1995-96	13-5	.723	Ron Niekamp
1996-97	15-0	1.000	Ron Niekamp
1997-98	11-3	.786	Ron Niekamp
1998-99	13-3	.813	Ron Niekamp
1999-00	12-2	.858	Ron Niekamp
2000-01	10-1	.909	Ron Niekamp
2001-02	12-2	.858	Ron Niekamp
2002-03	16-5	.762	Ron Niekamp
2003-04	14-1	.933	Ron Niekamp
2004-05	21-0	1.000	Ron Niekamp
2005-06	13-0	1.000	Ron Niekamp
2006-07	20-1	.953	Ron Niekamp
2007-08	15-0	1.000	Ron Niekamp
2008-09	21-0	1.000	Ron Niekamp
2009-10	18-0	1.000	Ron Niekamp
2010-11	16-0	1.000	Ron Niekamp
2011-12	15-1	.938	Charlie Ernst
2012-13	14-2	.875	Charlie Ernst
2013-14	15-1	.938	Charlie Ernst
2014-15	11-3	.786	Charlie Ernst
2015-16	13-1	.928	Charlie Ernst
2016-17	15-1	.938	Charlie Ernst
2017-18	13-1	.929	Charlie Ernst
2018-19	16-2	.889	Charlie Ernst
2019-20	13-4	.765	Charlie Ernst
2020-21	11-1	.917	Charlie Ernst
2021-22	10-5	.667	Charlie Ernst
2022-23	11-3	.785	Charlie Ernst
2023-24	8-5	.615	Charlie Ernst
Total		679-139	.834



Opponent	First Game	Games	W	L	Opponent	First Game	Games	W	L	Opponent	First Game	Games	W	L
Adams State	1952-53	1	1	0	Great Lakes Christian	2023-24	1	1	0	Salem International	2003-04	2	2	0
Adrian	1913-14	16	11	5	Great Lakes Navel	1953-54	2	1	1	St. Andrews	2014-15	1	1	0
Akron	1938-39	2	1	1	Greensboro	1982-83	1	0	1	St. Benedict's	1969-70	1	0	1
Alderson-Broaddus	1974-75	6	5	1	Giffin	1942-43	5	5	0	St. Clair	1997-98	2	2	0
Alfred	1964-65	1	1	0	Grove City	1970-71	2	1	1	St. Francis	1964-65	12	9	3
Allegheny	1934-35	1	1	0	Hanover	1968-69	30	13	17	St. John's	1911-12	9	5	4
Anderson	1955-56	31	17	14	Harding	1995-96	1	1	0	St. Joseph's	2010-11	1	1	0
Antioch	1910-11	13	7	6	Hawthorne	1977-78	2	2	0	St. Mary's (Mich.)	1979-80	12	12	0
Aquinas	1963-64	4	4	0	Heidelberg	1916-17	56	37	19	St. Mary's (Texas)	1992-93	1	1	0
Ashland	1910-11	101	66	35	Highland Park	1924-25	2	0	2	St. Thomas Aquinas	2017-18	2	2	0
Auburn	1992-93	1	1	0	Hillsdale	1959-60	73	59	14	St. Thomas (Fla.)	1994-95	1	1	0
Azusa Pacific	1998-99	1	0	1	Hiram	1916-17	11	8	3	St. Vincent (Pa.)	1991-92	2	2	0
Babson	1972-73	1	0	1	Huntington	1923-24	19	12	7	Saginaw Valley State	1992-93	28	24	4
Baer Field	1951-52	2	2	0	Illinois-Springfield	2010-11	4	3	1	Shawnee State	1988-89	19	19	0
Baldwin-Wallace	1920-21	10	5	5	Indiana Central	1962-63	4	2	2	Sheridan	1998-99	1	1	0
Barry	2023-24	1	0	1	Indiana (Pa.)	2017-18	1	1	0	Siena Heights	1982-83	3	2	1
Bellarmine	2001-02	8	4	4	Indiana State	1953-54	2	0	2	Slippery Rock	1962-63	2	1	1
Belmont	1992-93	1	0	1	Indiana Tech	1948-49	12	10	2	Southern Conn.	1960-61	1	0	1
Benedictine	2000-01	2	2	0	Indianapolis	2003-04	3	2	1	Southern Indiana	2003-04	4	2	2
Bentley	1969-70	2	2	0	IUPUI-Fort Wayne	1976-77	4	3	1	Southampton	1966-67	1	1	0
Birmingham	1995-96	1	0	1	IUPUI-Indianapolis	1991-92	2	2	0	Southwestern (Ariz.)	2010-11	1	1	0
Bliss	1951-52	3	3	0	John Carroll	1932-33	5	2	3	Southwestern La.	1966-67	1	0	1
Bloomsdale	1912-13	1	1	0	Judson	1967-68	3	2	1	Spalding	1996-97	1	1	0
Bluffton	1916-17	150	96	54	Kalamazoo	1985-86	2	2	0	Springfield	1933-34	1	1	0
Bowling Green	1916-17	66	15	51	Kansas State Teachers	1955-56	1	0	1	Spring Arbor	1994-95	2	2	0
Brescia	1995-96	1	1	0	Keene State	1969-70	2	1	1	Steubenville	1955-56	9	1	8
Cal State-San Bernadino	2005-06	1	1	0	Kent State	1916-17	15	10	5	Susquehanna	1981-82	1	0	1
Cal Poly Pomona	2008-09	1	1	0	Kentucky State	1965-66	2	1	1	Tampa	1991-92	1	0	1
Capital	1910-11	27	11	16	Kentucky Wesleyan	2001-02	16	11	5	Tarleton State	2006-07	1	0	1
Carlow	2016-17	2	2	0	Kenyon	1935-36	7	5	2	Taylor	1947-48	25	12	13
Carson Newman	2001-02	1	1	0	Lake Erie	1988-89	34	30	4	Texas A&M-Commerce	2006-07	1	1	0
Case Western	1929-30	3	3	0	Lake Superior State	1997-98	26	19	7	Thomas Moore	1971-72	5	2	3
Cedarville	1910-11	109	80	29	Lawrence Tech	1951-52	19	12	7	Tiffin	1926-27	66	57	9
Central Conn.	1960-61	1	1	0	Lebanon Valley	1946-47	1	0	1	Toledo	1910-11	29	8	21
Central Mich.	1962-63	2	2	0	Lewis	2007-08	3	1	2	Toledo Naval Station	1942-43	3	3	0
Central Missouri	2008-09	1	1	0	Locburn Air Force	1945-46	1	1	0	Toronto	2009-10	1	1	0
Central State	1953-54	42	24	18	Lynn	1993-94	2	0	2	Transylvania	1994-95	4	2	2
Central Wash.	1985-86	1	0	1	MacMurray	1972-73	1	1	0	Trevecca Nazarene	2016-17	17	16	1
Charleston	2005-06	2	2	0	Malone	1959-60	61	44	17	Tri-State	1914-15	16	12	4
Chase	1950-51	1	1	0	Manchester	1947-48	32	22	10	Truman State	2003-04	6	3	3
Christian Brothers	2005-06	2	2	0	Marietta	1939-40	8	4	4	Union	1968-69	1	0	1
Cleveland State	1968-69	1	1	0	Marygrove	2006-07	4	4	0	Urbana	1925-26	40	24	16
College of W. Va.	1998-99	1	0	1	McKendree	1996-97	1	0	1	Valdosta State	1966-67	1	0	1
Concordia (Ind.)	1948-49	3	3	0	Mercy	1971-72	1	1	0	Villa Madonna	1950-51	7	5	2
Concordia (Mich.)	1989-90	3	3	0	Mercyhurst	1997-98	24	18	6	Wabash	1954-55	3	1	2
Copper Tire	1921-22	1	1	0	Miami	1948-49	9	0	9	Walsh	1964-65	43	26	17
Cumberland	1989-90	2	0	2	Miami-Hamilton	2017-18	1	1	0	Waterloo	1994-95	2	2	0
Curry	1950-51	1	1	0	Michigan-Dearborn	1983-84	13	13	0	Waynesburg, Pa	1990-91	1	1	0
LIU-C.W. Post	2008-09	1	1	0	Michigan-Lutheran	1965-66	2	2	0	Wayne State (Mich.)	1989-90	47	30	17
Davis & Elkins	2017-18	2	2	0	Michigan Tech	1997-98	28	20	8	Webster	1987-88	1	1	0
David Lipscomb	1991-92	1	0	1	Mississippi Southern	1953-54	1	0	1	Western Reserve	1934-35	5	0	5
Defiance	1910-11	160	75	85	Morris Harvey	1952-53	1	1	0	Westminster	1995-96	5	4	1
Denison	1932-33	8	4	4	Mount Union	1933-34	13	2	11	West Liberty State	2011-12	2	1	1
Detroit College	1965-66	3	2	1	Mt. Vernon Nazarene	1931-32	16	10	6	West Virginia State	2000-01	1	1	0
Detroit Tech	1948-49	2	0	2	Muskingum	1940-41	10	2	8	West Virginia Tech	2000-01	1	1	0
Detroit University	1913-14	2	0	0	North Alabama	2001-02	2	2	0	W. Va. Wesleyan	1916-17	3	2	1
Drury	2012-13	3	2	1	New England	1969-70	1	1	0	Western New Mexico	2000-01	1	1	0
Dyke	1974-75	18	16	2	North Central	1953-54	1	1	0	Western Washington	1971-72	1	0	1
Earlham	1932-33	28	17	11	Northern Kentucky	1971-72	9	5	4	Wheeling Jesuit	1957-58	4	4	0
East-West	2021-22	1	1	0	Northern Michigan	1997-98	22	18	4	Wiberforce	1927-28	13	11	2
Eastern Illinois	1953-54	1	0	1	Northwestern Louisiana	1953-54	1	1	0	William Penn	1968-69	1	1	0
East Texas State	1953-54	1	0	1	Northwestern Ohio	2008-09	2	2	0	Wilmington	1913-14	95	59	36
Eckerd	1991-92	1	0	1	Northwood	1962-63	38	29	9	Windor, Ont.	1991-92	2	2	0
Edinboro State	1933-34	1	1	0	Notre Dame (Ohio)	2006-07	4	4	0	Wisconsin-Parkside	1970-71	6	6	0
Elizabethtown	1946-47	2	2	0	Nyack	1969-70	2	2	0	Wittenberg	1939-40	16	1	15
Elon	1982-83	1	0	1	Oakland	1990-91	2	2	0	Wooster	1930-31	12	3	9
Fairmont State	2016-17	2	1	1	Oberland	1984-85	3	3	0	Wright State	1970-71	2	2	0
Fanshawe	1995-96	3	3	0	Ohio Dominican	1969-70	50	40	10	Youngstown State	1951-52	2	0	2
Fenn	1933-34	11	10	1	Ohio Northern	1934-35	97	52	45					
Ferris State	1962-63	38	23	15	Ohio University	1941-42	1	0	1					
Fisk	1967-68	1	1	0	Ohio Valley	2002-03	11	11	0					
Florida Southern	2023-24	1	0	1	Ohio Wesleyan	1932-33	23	18	5					
Franklin (Ind.)	1934-35	5	4	1	Oklahoma Christian	1998-99	3	3	0					
Franklin (Ohio)	1983-84	1	1	0	Olivet	2018-19	1	1	0					
Franklin Pierce	1977-78	1	1	0	Olivet Nazarene	1984-85	3	2	1					
Gannon	1946-47	31	20	11	Otterbein	1911-12	11	6	5					
Geneseo	1996-97	1	1	0	Pasadena Nazarene	1952-53	1	1	0					
Geneva	1965-66	5	4	1	Philadelphia Textile	1964-65	2	1	1					
Georgetown (Ky.)	1962-63	5	1	4	Pikeville	1965-66	1	1	0					
German Wallace	1910-11	2	1	1	Pittsburgh State	1959-60	1	1	0					
Glennville State	1995-96	1	1	0	Point Park	1979-80	8	6	2					
Goshen	2011-12	2	2	0	Portland	1951-52	1	0	1					
Grace	1992-93	1	0	1	Quantico Marines	1965-66	5	3	2					
Grand Canyon	2000-01	1	1	0	Quincy	2003-04	8	5	3					
Grand Valley State	1997-98	33	19	14	Rio Grande	1953-54	33	21	12					



Year	Record	Coach	Year	Record	Coach	Year	Coach	Games	Rec.	Win %
1902-03	2-1		1993-94	17-12	Ron Niekamp	1902-03	Harold Hamnett	3	2-1	.667
1903-04	3-0-1	Harold Hamnett	1994-95	20-9	Ron Niekamp	1903-10	No Coach	37	27-9-1	.730
1904-05	2-0	No Coach	1995-96	24-9	Ron Niekamp	1910-18	Harry Barnhart	91	42-49	.462
1905-06	3-2	No Coach	1996-97	27-5	Ron Niekamp	1918-19	Ryal Sheller	9	1-8	.111
1906-07	6-1	No Coach	1997-98	20-9 ^	Ron Niekamp	1919-21	Rev. L.W. Harper	26	12-14	.461
1907-08	3-3	No Coach	1998-99	21-9	Ron Niekamp	1921-22	C.A. Morey	8	2-6	.250
1908-09	8-0	No Coach	1999-00	15-11	Ron Niekamp	1922-23	Russal Ward	12	1-11	.083
1909-10	2-3	No Coach	2000-01	19-9 ^	Ron Niekamp	1923-25	Joe Cogdal	21	2-19	.095
1910-11	4-7	Harry Barnhart	2001-02	23-7 +	Ron Niekamp	1925-27	Humphry Harmony	19	0-18-1	.000
1911-12	9-1	Harry Barnhart	2002-03	23-8 +^	Ron Niekamp	1927-32	Harry Barnhart	76	40-36	.526
1912-13	11-2	Harry Barnhart	2003-04	25-7 +\$^	Ron Niekamp	1932-36	Stu Holcomb	63	36-27	.571
1913-14	6-6	Harry Barnhart	2004-05	30-4 +#%\$^	Ron Niekamp	1936-41	Howard Kissell	94	45-49	.479
1914-15	1-11	Harry Barnhart	2005-06	25-5 +^	Ron Niekamp	1941-47	Nelson Jones	90	50-40	.556
1915-16	4-6	Harry Barnhart	2006-07	29-2 +\$^	Ron Niekamp	1947-55	Don Renninger	183	123-60	.672
1916-17	6-8	Harry Barnhart	2007-08	28-5 +%	Ron Niekamp	1955-85	James Houdeshell	745	434-311	.583
1917-18	1-8	Harry Barnhart	2008-09	36-0 +#%\$^	Ron Niekamp	1985-2011	Ron Niekamp	784	598-186	.763
1918-19	1-8	Ryal Sheller	2009-10	24-7 +\$^	Ron Niekamp	2011-pres	Charlie Ernst	382	272-110	.712
1919-20	10-7	Rev. L.W. Harper	2010-11	24-4 ^	Charlie Ernst	Total		2,643	1,687-954-2	.638
1920-21	2-7	Rev. L.W. Harper	2011-12	24-7 +\$	Charlie Ernst					
1921-22	2-6	C.A. Morey	2012-13	22-8 +\$^	Charlie Ernst					
1922-23	1-11	Russal Ward	2013-14	24-6 +\$^	Charlie Ernst					
1923-24	2-8	Joe Cogdal	2014-15	16-11^	Charlie Ernst					
1924-25	0-11	Joe Cogdal	2015-16	20-8	Charlie Ernst					
1925-26	0-11	Humphry Harmony	2016-17	25-7 +%	Charlie Ernst					
1926-27	0-7-1	Humphry Harmony	2017-18	28-5 +%!	Charlie Ernst					
1927-28	4-12	Harry Barnhart	2018-19	28-5 +!	Charlie Ernst					
1928-29	12-4	Harry Barnhart	2019-20	21-8 !	Charlie Ernst					
1929-30	7-9	Harry Barnhart	2020-21	18-5	Charlie Ernst					
1930-31	9-6	Harry Barnhart	2021-22	19-11 +	Charlie Ernst					
1931-32	8-5	Harry Barnhart	2022-23	15-13	Charlie Ernst					
1932-33	8-7	Stu Holcomb	2023-24	12-16	Charlie Ernst					
1933-34	11-7	Stu Holcomb								
1934-35	7-8	Stu Holcomb								
1935-36	10-5	Stu Holcomb								
1936-37	9-9	Howard Kissell								
1937-38	9-8	Howard Kissell								
1938-39	6-12	Howard Kissell								
1939-40	13-9	Howard Kissell								
1940-41	8-11	Howard Kissell								
1941-42	10-12	Nelson Jones								
1942-43	10-15	Nelson Jones								
1943-44		World War II								
1944-45		World War II								
1945-46	15-5	Nelson Jones								
1946-47	15-8	Nelson Jones								
1947-48	10-14	Don Renninger								
1948-49	12-11	Don Renninger								
1949-50	15-6	Don Renninger								
1950-51	18-4	Don Renninger								
1951-52	16-6	Don Renninger								
1952-53	16-8	Don Renninger								
1953-54	18-7	Don Renninger								
1954-55	18-4	Don Renninger								
1955-56	12-9	James Houdeshell								
1956-57	10-10	James Houdeshell								
1957-58	18-4	James Houdeshell								
1958-59	17-6	James Houdeshell								
1959-60	14-9	James Houdeshell								
1960-61	7-14	James Houdeshell								
1961-62	8-13	James Houdeshell								
1962-63	14-8	James Houdeshell								
1963-64	14-9	James Houdeshell								
1964-65	19-6	James Houdeshell								
1965-66	18-9	James Houdeshell								
1966-67	16-11	James Houdeshell								
1967-68	19-6	James Houdeshell								
1968-69	10-15	James Houdeshell								
1969-70	11-13	James Houdeshell								
1970-71	20-6	James Houdeshell								
1971-72	19-10	James Houdeshell								
1972-73	10-15	James Houdeshell								
1973-74	12-13	James Houdeshell								
1974-75	14-11	James Houdeshell								
1975-76	17-9	James Houdeshell								
1976-77	17-9	James Houdeshell								
1977-78	14-12	James Houdeshell								
1978-79	18-8	James Houdeshell								
1979-80	13-13	James Houdeshell								
1980-81	16-11	James Houdeshell								
1981-82	9-17	James Houdeshell								
1982-83	15-13	James Houdeshell								
1983-84	16-12	James Houdeshell								
1984-85	17-10	James Houdeshell								
1985-86	25-6	Ron Niekamp								
1986-87	25-4	Ron Niekamp								
1987-88	15-11	Ron Niekamp								
1988-89	23-6	Ron Niekamp								
1989-90	17-10	Ron Niekamp								
1990-91	14-13	Ron Niekamp								
1991-92	23-8	Ron Niekamp								
1992-93	26-6	Ron Niekamp								

+ Denotes NCAA Tournament Appearance
 * Denotes National Champions
 # Denotes NCAA DII Elite 8
 % Denotes NCAA DII Sweet 16
 ^ Denotes GLIAC South Champions
 \$ Denotes GLIAC Tournament Champions
 ! Denotes G-MAC Regular Season Champions

Consecutive Winning Seasons Streak
 1982-83 to 2022-23 **40** consecutive
 Longest Streak in DII at the time streak ended



1902-03 (2-1)

Coach: Harold Hammett

Table with 3 columns: School, W/L, Score. Includes McComb, Arcadia.

1903-04 (3-0-1)

No Coach

Table with 3 columns: School, W/L, Score. Includes Heidelberg, Ohio Northern.

1904-05 (2-0)

No Coach

Table with 3 columns: School, W/L, Score. Includes Heidelberg.

1905-06 (3-2)

No Coach

Table with 3 columns: School, W/L, Score. Includes Heidelberg, Otterbein, Defiance.

1906-07 (6-1)

No Coach

Table with 3 columns: School, W/L, Score. Includes Heidelberg, Defiance, Otterbein, Bowling Green YMCA.

1907-08 (3-3)

No Coach

Table with 3 columns: School, W/L, Score. Includes Ohio Northern, Bowling Green YMCA, Defiance, Otterbein.

1908-09 (8-0)

No Coach

Table with 3 columns: School, W/L, Score. Includes Columbus Deaf Mutes, Toledo Medical College, Heidelberg, Defiance, Otterbein.

1909-10 (2-3)

No Coach

Table with 3 columns: School, W/L, Score. Includes Defiance, St. John's (Toledo), Otterbein, Defiance, Otterbein.

1910-11 (4-7)

Coach: Harry Barnhart

Table with 3 columns: School, W/L, Score. Includes Defiance, German Wallace, Ashland, Capital, Toledo, Cedarville, Antioch, Defiance.

1911-12 (9-1)

Coach: Harry Barnhart

Table with 3 columns: School, W/L, Score. Includes Defiance, St. John's, Otterbein, St. John's, Cedarville, Antioch, Defiance, Otterbein, Antioch.

1912-13 (11-2)

Coach: Harry Barnhart

Table with 3 columns: School, W/L, Score. Includes YMCA, Defiance, Cedarville, Capital, Otterbein, German Wallace, Defiance, Capitol.

Table with 3 columns: School, W/L, Score. Includes Otterbein, Cedarville, Antioch, Bloomdale.

1913-14 (6-6)

Coach: Harry Barnhart

Table with 3 columns: School, W/L, Score. Includes Defiance, Adrian, Capital, Wilmington, Antioch, Detroit, Wilmington, Detroit, Adrian, Defiance, Antioch, Capital.

1914-15 (1-11)

Coach: Harry Barnhart

Table with 3 columns: School, W/L, Score. Includes YMCA, Ashland, 1912-13 Team, Wilmington, Antioch, Ashland, Wilmington, Antioch, Tri-State, Defiance, Bowling Green YMCA, Tri-State.

1915-16 (4-6)

Coach: Harry Barnhart

Table with 3 columns: School, W/L, Score. Includes YMCA, Wilmington, Bluffton, Ashland, Wilmington, Bluffton, Antioch, Tri-State, St. John's, Toledo.

1916-17 (6-8)

Coach: Harry Barnhart

Table with 3 columns: School, W/L, Score. Includes Bluffton, Defiance, West Virginia Wesleyan, Defiance, Bluffton, Bowling Green, Hiram, Heidelberg, Capital, Hiram, Capital, St. John's, Kent State, Ignatius.

1917-18 (1-8)

Coach: Daniel Eckert

Table with 3 columns: School, W/L, Score. Includes St. John's, Bluffton, Bluffton, St. Ignatius, Heidelberg, Wilmington, Bluffton, Toledo, Bowling Green.

1918-19 (1-8)

Coach: Ryal Sheller

Table with 3 columns: School, W/L, Score. Includes Bowling Green, Defiance, Ashland, Bluffton, Capital, Bluffton, Toledo, Wilmington, B.G. Normal School.

1919-20 (10-7)

Coach: Rev. L.W. Harper

Table with 3 columns: School, W/L, Score. Includes Bluffton, Cedarville, Wilmington, Kent State, Bluffton, Bluffton, Cedarville, Bowling Green, Defiance, Capital.

Table with 3 columns: School, W/L, Score. Includes Bowling Green, Defiance, Kent State, Ashland, Cedarville, Wilmington.

1920-21 (2-7)

Coach: Rev. L.W. Harper

Table with 3 columns: School, W/L, Score. Includes Baldwin-Wallace, Ashland, Bluffton, Bowling Green, Defiance, Bluffton, Wilmington, Bowling Green, Defiance.

1921-22 (2-6)

Coach: C.A. Morey

Table with 3 columns: School, W/L, Score. Includes Cooper Tire, Toledo, Bluffton, Bluffton, Defiance, Ashland, Bowling Green, Bowling Green.

1922-23 (1-11)

Coach: Russell Ward

Table with 3 columns: School, W/L, Score. Includes Lima Business College, Defiance, Toledo, Defiance, Ashland, Bowling Green, Lima Business College, Bluffton, Bluffton, Toledo, Bowling Green, Bowling Green.

1923-24 (2-8)

Coach: Joe R. Cogdall

Table with 3 columns: School, W/L, Score. Includes Bluffton, Bowling Green, Defiance, Alumni, Toledo, Bluffton, Toledo, Huntington, Defiance, Bowling Green.

1924-24 (0-11)

Coach: Joe R. Cogdall

Table with 3 columns: School, W/L, Score. Includes Bowling Green, Defiance, Toledo, Highland Park, Bluffton, Toledo, Huntington, Highland Park, Bluffton, Bowling Green, Defiance.

1925-26 (0-11)

Coach: Humphrey Harmony

Table with 3 columns: School, W/L, Score. Includes Adrian, Bowling Green, Defiance, Toledo, St. John's, Urbana, Bluffton, Urbana, Toledo, Bluffton, Bowling Green.

1926-27 (0-7-1)

Coach: Humphrey Harmony

Table with 3 columns: School, W/L, Score. Includes Bluffton, Defiance, Bowling Green, Toledo, Defiance, Bluffton, Adrian, Tiffin.

*Reason for tie was a heated discussion over a foul and game was stopped.

1927-28 (4-12)

Coach: Harry Barnhart

Table with 3 columns: School, W/L, Score. Includes Adrian, Bluffton, Bowling Green, Wilberforce, Cedarville, Toledo, Bowling Green, Defiance, Toledo, St. John's, Wilburforce, Toledo, Defiance, Bluffton, Adrian, Ashland.

1928-29 (12-4)

Coach: Harry Barnhart

Table with 3 columns: School, W/L, Score. Includes Otterbein, Defiance, Bowling Green, Cedarville, Toledo, Ashland, Bowling Green, Toledo, St. John's, Cedarville, Antioch, Defiance, Bluffton, Ashland, Antioch.

1929-30 (7-9)

Coach: Harry Barnhart

Table with 3 columns: School, W/L, Score. Includes Case, Capitol, Cedarville, Ashland, Bowling Green, Urbana, Toledo, Defiance, Bluffton, Bowling Green, Ashland, Toledo, Bluffton, Cedarville, Urbana.

1930-31 (9-6)

Coach: Harry Barnhart

Table with 3 columns: School, W/L, Score. Includes Wooster, Wooster, Cedarville, Defiance, Bowling Green, Urbana, Toledo, Bluffton, Cedarville, Bowling Green, Defiance, Toledo, Urbana, Bluffton, Heidelberg.

1931-32 (8-5)

Coach: Harry Barnhart

Table with 3 columns: School, W/L, Score. Includes Marion Y.M.C.A., Mt. Vermont, Toledo, Bowling Green, Bluffton, Cedarville, Bowling Green, Toledo, Heidelberg, Defiance, Defiance, Bluffton, Cedarville.

1932-33 (8-7)

Coach: Stu Holcomb

Table with 3 columns: School, W/L, Score. Includes Earlham, Marion Y.M.C.A., Ohio Wesleyan, Denison, Wilmington, Bluffton, Ohio Col. Of Chiropody, John Carrol, Defiance, Bowling Green, Wilmington.



Cedarville	W	26-18
Defiance	W	41-28
Bluffton	W	26-23
Cedarville	W	43-20

1933-34 (11-7)

Coach: **Stu Holcomb**

Springfield	W	35-8
Earlham	L	29-18
Heidelberg	L	25-23
Fenn	W	39-21
Edinboro	W	28-27
Ohio Col. Of Chiroprady	W	31-29
Mt. Union	L	48-22
Defiance	W	38-22
Bluffton	W	27-11
Wilmington	L	30-22
Bowling Green	W	35-24
Cedarville	W	38-25
Cedarville	W	40-25
Wilmington	L	33-18
Fenn	W	30-26
Defiance	L	22-21
Bluffton	W	31-17

1934-35 (7-8)

Coach: **Stu Holcomb**

Heidelberg	L	27-25
Fenn	W	50-41
Alleghany	W	47-40
St. John's	W	45-43
Ohio Northern	L	28-24
Franklin	W	32-31
Balwin Wallace	L	36-33
Bluffton	L	40-38
Fenn	W	36-28
West Reserve	L	54-38
Balwin Wallace	L	41-29
Ashland	L	49-26
Franklin	W	50-26
Bluffton	L	44-31
St. John's	W	43-26

1935-36 (10-5)

Coach: **Stu Holcomb**

Bowling Green	W	26-23
Mt. Union	W	37-35
Ohio Northern	W	51-32
Kent State	W	32-26
Capitol	L	36-34
Bluffton	L	31-30
Capitol	W	41-38
Toledo	L	33-31
Heidelberg	W	37-23
Kenyon	W	41-35
Kent State	W	46-33
Ohio Northern	L	56-50
Hiram	W	44-30
Kenyon	L	38-35
Bluffton	W	40-38

1936-37 (9-9)

Coach: **Howard Kissell**

Defiance	W	35-18
Wilmington	L	35-19
Kent State	L	39-29
Bluffton	W	35-20
Heidelberg	W	37-36
Kent State	W	26-25
Ohio Northern	L	39-33
Heidelberg	W	26-20
Wittenberg	L	65-29
Hiram	W	30-19
Bowling Green	W	34-33
Capitol	W	47-38
Toledo	L	70-33
Capitol	L	46-36
Bluffton	L	45-34
Ohio Northern	L	39-29
Kenyon	W	41-37
Mt. Union	L	38-29

1937-38 (10-9)

Coach: **Howard Kissell**

Defiance	L	37-29
Wilmington	L	41-31
Kent State	W	45-38
Bluffton	W	43-27
Heidelberg	W	39-35
Kent State	L	50-31
Ohio Northern	W	47-33
Wittenberg	L	43-36
Hiram	W	50-47
Bowling Green	L	55-39
Capitol	W	50-47
Bluffton	W	52-33
Ohio Northern	W	61-56
Mt. Union	L	35-21
Case Western	L	51-28
Lawrence Tech	L	44-30

1938-39 (6-12)

Coach: **Howard Kissell**

Defiance	W	43-29
Case Western	L	57-30
Bluffton	W	33-32
Kent State	W	44-38 (OT)
Marietta	L	N/A
Capital	L	61-50
Lawrence Tech	W	45-43
Heidelberg	L	40-26
Ohio Northern	L	45-39
Bluffton	L	40-35
Akron	W	28-27
Bowling Green	L	47-38
Wittenberg	L	59-50
Wittenberg	L	84-41
Ohio Northern	L	48-41
Kent State	L	39-30
Heidelberg	W	39-36
Case Western	L	46-35

1939-40 (13-9)

Coach: **Howard Kissell**

Akron	W	34-28
Defiance	W	41-31
Toledo	L	68-37
Ohio Northern	L	38-27
Heidelberg	W	44-31
Defiance	W	57-36
Adrian	W	38-32
Bluffton	W	35-20
Wittenberg	L	40-29
Kenyon	W	55-37
Wilmington	W	39-33
Ohio Northern	L	44-36
Marietta	W	35-34
Bluffton	W	49-43
Heidelberg	W	50-43
Wittenberg	L	50-49
Kent State	L	36-33
Heidelberg	W	33-32
Ohio Northern	L	44-42
Kenyon	W	64-48
Bowling Green	L	50-22
Wittenberg	L	49-43
Ashland	W	50-40
Kenyon	W	49-45
Akron	L	33-25

1940-41 (8-11)

Coach: **Howard Kissell**

Adrian	W	36-17
Defiance	L	43-33
Bowling Green	L	45-42
Kent State	L	59-38
Adrian	W	52-32
Defiance	W	28-26
Bluffton	L	31-26
Marietta	L	43-38
Ohio Northern	W	30-28
Bowling Green	L	35-34
Wittenberg	L	47-40
Heidelberg	W	44-37
Bluffton	W	62-50
Ohio Northern	W	37-33
Wooster	L	69-51
Wilmington	L	54-53
Wittenberg	L	58-49
Heidelberg	W	38-30
Muskingum	L	47-41

1941-42 (10-11)

Coach: **Nelson Jones**

Adrian	W	49-47
Wooster	L	64-33
Kent State	L	37-25
Ashland	W	56-37
Ohio University	L	40-37
Adrian	W	38-29
Mt. Union	L	62-35
Marietta	W	42-41
Wittenberg	W	47-35
Defiance	L	54-39
Hiram	W	54-48
Ohio Northern	L	57-27
Heidelberg	L	58-47
Bowling Green	L	57-54
Wittenberg	L	61-49
Bluffton	W	63-42
Ohio Northern	W	71-51
Bluffton	W	64-37
Muskingum	L	58-49
Heidelberg	W	73-47
Defiance	W	67-60

1942-43 (10-15)

Coach: **Nelson Jones**

Bowling Green	L	40-23
Balwin Wallace	L	45-40
Toledo	L	58-36
Ohio Northern	L	78-62
Heidelberg	W	60-57
Ohio Northern	W	62-49
Heidelberg	W	61-51

Toledo Naval Station	W	51-49
Bluffton	W	87-51
Hiram	W	66-44
Kent State	L	39-37
Bluffton	W	71-49
Wooster	L	59-45
Defiance	W	95-70
Ohio Northern	L	64-57
Heidelberg	L	63-59
Wittenberg	L	53-43
Toledo Naval Station	W	59-29
Mt. Union	L	70-52
Western Reserve	L	77-35
Ashland	L	54-41
Defiance	L	47-44
Muskingum	L	54-31
Giffin	W	68-36
Bowling Green	L	78-33

1943-44 and 1944-45 seasons cancelled due to World War II.

1945-46 (15-5)

Coach: **Nelson Jones**

Toledo Naval Station	W	49-48
Bluffton	W	51-28
Toledo	L	40-32
Defiance	W	51-39
Ohio Northern	W	66-47
Mt. Union	W	61-50
Lockburn A.F.B.	W	53-33
Bowling Green	L	63-33
Wilmington	W	68-39
Ohio Northern	W	52-44
Bluffton	W	57-32
Hiram	W	48-37
Fenn	W	43-25
Wilmington	W	71-57
Wittenberg	L	50-38
Bowling Green	L	66-34
Mt. Union	L	41-40
Wooster	W	49-44
Defiance	W	63-57
Alumni	W	39-23

1946-47 (15-8)

Coach: **Nelson Jones**

Giffin	W	67-31
Wooster	W	44-37
Defiance	W	64-51
Cedarville	L	64-58
Defiance	W	49-45
Marietta	W	59-38
Elizabethtown	L	50-43
Lebanon	L	75-73
Cedarville	W	72-53
Ohio Northern	W	65-50
Ashland	W	72-55
Gannon	W	54-39
Bluffton	L	71-57
Heidelberg	W	77-40
Defiance	W	48-42
Bowling Green	W	71-52
Ohio Northern	L	72-41
Wittenberg	W	67-44
Hiram	L	58-51
Adrian	W	75-59
Bowling Green	L	51-45
Fenn	L	80-36
Alumni	W	71-54

1947-48 (10-14)

Coach: **Don Renninger**

Giffin	W	63-31
Cedarville	L	39-37
Muskingum	L	69-34
Defiance	L	67-55
Taylor	L	63-53
Manchester	L	70-56
Marietta	L	58-51
Wooster	L	77-37
Bowling Green	L	66-31
Ohio Northern	L	57-51
Defiance	L	57-53
Taylor	W	84-57
Bluffton	W	53-49
Mt. Union	L	65-42
Hiram	L	75-48
Ohio Northern	W	47-46
Fenn	L	54-51
Adrian	W	62-53
Bluffton	W	55-46
Case Western	W	53-43
Ashland	W	70-58
Bowling Green	L	90-33
Fenn	W	69-52
Alumni	W	33-26

1948-49 (12-11)

Coach: **Don Renninger**

Giffin	W	90-22
Manchester	L	59-52
Miami	L	65-40

Bluffton	W	44-43
Defiance	L	68-48
Indiana Tech	W	58-31
Concordia	W	45-38
Heidelberg	W	73-58
Cedarville	W	53-49
Concordia	W	66-51
Ohio Northern	L	67-65
Heidelberg	L	62-55
Ohio Northern	L	69-59
Wooster	L	68-66
Mt. Union	L	46-33
Bluffton	W	76-58
Muskingum	L	69-67
Ashland	L	63-61
Hiram	W	84-65
Defiance	W	83-69
Detroit Technical	L	50-47
Fenn	W	73-63
Indiana Tech	W	98-65

1949-50 (15-6)

Coach: **Don Renninger**

Bluffton	W	53-47
Muskingum	L	67-58
Ashland	W	64-54
Defiance	W	68-63
Detroit Tech	W	76-39
Indiana Tech	W	116-47
Tiffin	W	115-61
Miami	L	47-39
Bluffton	W	81-63
Defiance	W	71-64
Indiana Tech	W	58-31
Cedarville	L	71-66
Ohio Northern	W	79-61
Ohio Northern	W	62-56
Mt. Union	L	49-44
Marietta	L	80-61
Villa Madonna	W	67-61
Cedarville	W	54-51
Wilmington	L	63-57
Ashland	W	89-83
Wilmington	W	73-69

MID-OHIO CHAMPIONS

1950-51 (18-4)

Coach: **Don Renninger**

Indiana Technical	W	79-41
Villa Madonna	W	58-52
Miami	L	58-42
Case Western	W	72-58
Bluffton	W	48-47
Ashland	L	72-62
Muskingum	L	82-54
Defiance	L	43-41
Cedarville	W	78-67
Ohio Northern	W	64-57
Wilmington	W	81-73
Indiana Tech	W	86-41
Villa Madonna	W	64-40
Wilmington	W	77-64
Defiance	W	67-64
Marietta	W	88-()
Ashland	W	55-54
Cedarville	W	64-48
Ohio Northern	W	103-74
Curry	W	98-71
Bluffton	W	77-62
Case Western	W	104-43

1951-52 (16-6)

Coach: **Don Renninger**

Miami	L	80-68
Tri-State	W	73-65
Baer Field	W	76-60
Defiance	W	74-60
Manchester	W	90-71
Ashland	W	95-65
Ohio Northern	W	80-68
Cedarville	W	72-52
Lawrence Tech	L	79-66
Bliss	W	70-65
Baer Field	L	67-61
Wilmington	L	73-67
Defiance	L	79-68
Bluffton	W	79-52
Wilmington	W	89-77
Cedarville	W	81-69
Ohio Northern	W	71-62
Ashland	W	60-57
Tri-State	W	89-51
Bluffton	W	51-47

NAIA District 22 Playoffs

Youngstown

NAIA National Tournament

Portland Univ. L 84-80

MID-OHIO CHAMPIONS



Bluffton	W	78-52
Rio Grande	L	91-88 (OT)
Lawrence Tech	L	71-57
St. Francis, PA	L	94-72
Ashland	W	77-57
Wilmington	W	98-81
Defiance	W	94-81
Ohio Northern	W	72-69
Ashland	W	82-67
Wilmington	W	96-77
Lawrence Tech	L	70-62
Defiance	L	69-65
Cedarville	W	89-57
Ohio Northern	W	117-68
Bluffton	W	103-83
Cedarville	W	124-78

NAIA District Playoffs (best of 3)
 Central State W 119-112 (OT)
 Central State L 77-72
 Central State W 88-74

NAIA National Tournament
 Adams State W 80-63
 Pasadena Nazaarene W 96-90
 Indiana State L 106-70

MID-OHIO CHAMPS
NAIA DISTRICT 22 CHAMPIONS

1953-54 (18-7)
Coach: Don Renninger

Huntington	W	122-79
Bliss	W	43-36
Muskingum	W	94-79
N. Central Illinois	W	79-71
Indiana State	W	65-59
N.W. Louisiana State	L	71-68
Great Lakes Nav. Base	L	91-81
E. Texas State	L	79-68
Miss. South	L	97-79
Central State	L	98-84
Ashland	W	96-75
Ohio Northern	W	84-63
Cedarville	W	122-51
Rio Grande	L	74-71
Bluffton	W	81-77
Defiance	W	60-50
Lawrence Tech	W	85-84
Huntington	W	100-63
Lawrence Tech	L	88-71
Ashland	W	84-80
Cedarville	W	137-33
Defiance	W	99-75
Ohio Northern	W	92-66
Central State	W	78-75
Bluffton	W	81-77

MID-OHIO CHAMPS

1954-55 (18-4)
Coach: Don Renninger

Bliss	W	108-71
Eastern Illinois	L	84-72
Wabash	L	76-63
Lawrence Tech	W	117-83
Bluffton	W	94-64
Muskingum	W	110-87
Great Lakes	W	113-65
Cedarville	W	113-61
Defiance	W	103-87
Ashland	W	92-89
Bluffton	W	105-66
Wilmington	W	88-87
Defiance	W	83-69
Ohio Northern	W	82-66
Anderson	W	114-94
Stuebenville	L	94-68
Ashland	W	107-83
Lawrence Tech	W	80-68
Ohio Northern	W	94-76
Cedarville	W	106-71
Wilmington	W	96-64
Stuebenville	L	85-61

MID-OHIO CHAMPS

1955-56 (12-9)
Coach: James Houdeshell

Bowling Green	L	84-80
Indiana Tech	W	103-91
Central State	L	111-97
Ashland	W	65-63
Lawrence Tech	W	92-87
Kansas State Tech	L	83-68
Ashland	W	80-70
Wilmington	L	82-67
Cedarville	W	105-63
Defiance	L	106-100
Ohio Northern	W	100-89
Anderson	L	90-72
Lawrence Tech	W	96-95
Wilmington	W	96-86
Stuebenville	L	86-80
Bluffton	W	75-72
Defiance	L	102-69
Cedarville	W	85-69
Central State	L	97-76

Ohio Northern	W	90-79
Bluffton	W	85-53

1956-57 (10-10)
Coach: James Houdeshell

Indiana Tech	L	85-74
Balwing Wallace	L	124-74
Central State	L	96-79
Bluffton	W	78-61
Ashland	W	82-66
Wilmington	L	95-59
Cedarville	W	78-66
Central State	L	100-54
Ohio Northern	W	69-63
Defiance	L	67-63
Tri-State	W	80-58
John Carrol	L	97-82
Wilmington	W	83-69
Cedarville	W	92-76
Ohio Northern	L	82-77
Ashland	W	80-72
Denison	L	77-70 (OT)
Bluffton	W	87-82
Bowling Green	L	72-49
Defiance	W	92-85

1957-58 (18-4)
Coach: James Houdeshell

Bowling Green	L	98-59
Wheeling	W	74-50
Elizabethtown	W	93-88 (OT)
Cedarville	W	83-72
Defiance	L	84-83
Balwin Wallace	W	100-90
Lawrence Tech	W	88-78
Wilmington	L	70-67
Tri-State	W	98-96
Ohio Northern	W	98-78
Huntington	W	106-89
Bluffton	W	59-55
Cedarville	W	114-74
Wilmington	W	87-81
Ashland	W	112-77
Ohio Northern	W	104-77
Ashland	W	91-70
Bluffton	W	89-81 (OT)
Denison	W	119-88
Defiance	W	102-86

NAIA District 22 Playoffs

Defiance	W	108-68
Youngstown	L	99-72

1958-59 (17-6)
Coach: James Houdeshell

Malone	W	116-60
Detroit Tech	W	82-79
Stuebenville	L	84-82
Cedarville	W	91-78
Wilmington	L	71-69 (OT)
John Carrol	W	90-77
Bluffton	L	72-67
Heidelberg	L	66-65
Muskingum	L	72-61
Ashland	W	66-42
Wheeling	W	59-39
Defiance	W	69-57
Ohio Northern	W	95-71
Lawrence Tech	W	84-82
Defiance	W	87-65
Ashland	W	83-64
Ohio Northern	W	79-63
Bluffton	W	85-74
Huntington	W	96-87
Wilmington	L	87-73
Cedarville	W	95-66

NAIA District 22 Playoffs

Youngstown	L	103-65
Defiance	W	78-77

1959-60 (14-9)
Coach: James Houdeshell

Hillsdale	W	90-59
Wooster	W	84-64
Detroit Tech	W	98-69
Cedarville	W	91-77
Stuebenville	L	78-66
Defiance	L	91-66
Malone	W	86-63
Ashland	W	95-93
Wilmington	W	57-55
Toledo	L	82-47
Ohio Northern	L	99-95 (OT)
Bluffton	L	74-57
Wilmington	L	98-91
Lawrence Tech	L	86-81
Ashland	W	109-87
Defiance	L	81-70
Ohio Northern	W	76-74
Bluffton	W	73-56
Cedarville	W	67-65

NAIA District 22 Playoffs

Ohio Northern	W	73-56
Ashland	W	85-81 (OT)

<i>NAIA National Tournament</i>		
Pitts. State Teachers	W	76-61
Wofford	L	80-73

1960-61 (7-14)
Coach: James Houdeshell

Malone	W	78-62
Hillsdale	W	73-65
Wooster	L	76-56
Otterbein	L	70-50
Heidelberg	W	85-75
Gannon	W	86-74
Central Connecticut	W	102-83
Southern Connecticut	L	75-74
Wilmington	L	67-61
Bluffton	L	92-88
Cedarville	L	70-68
Defiance	L	71-69
Fenn	W	91-58
Ohio Northern	L	106-84
Ashland	W	74-56
Lawrence Tech	L	96-87
Ashland	L	83-79
Wilmington	L	65-57
Cedarville	L	76-73
Ohio Northern	W	82-66
Bluffton	L	86-77
Defiance	L	107-87
Bowling Green	L	95-54

1961-62 (8-13)
Coach: James Houdeshell

Mt. Union	L	70-66
Otterbein	L	66-60
Earlham	L	72-71
Ashland	L	97-73
Heidelberg	W	62-52
Wilmington	W	96-85
Cedarville	L	74-70
Stuebenville	L	73-57
Bluffton	W	64-49
Ohio Northern	L	84-64
Defiance	W	84-80
Fenn	W	78-64
Bluffton	L	66-64 (OT)
Lawrence Tech	W	91-76
Ohio Northern	L	76-57
Wilmington	W	80-67
Cedarville	W	90-77
Ashland	L	91-81
John Carroll	L	93-78
Malone	L	78-72
Defiance	L	97-78

1962-63 (14-8)
Coach: James Houdeshell

Miami	L	64-56
Earlham	W	87-63
Ohio Northern	W	89-63
Ferris	L	79-66
Franklin	L	77-72
Indiana Central	L	90-91
Heidelberg	W	83-61
John Carrol	W	81-61
Northwood	W	92-73
Bluffton	W	79-68
Hillsdale	W	73-66
Lawrence Tech	W	83-67
Mt. Union	W	61-57
Stuebenville	L	81-47
Villa Madonna	W	97-62
Ohio Northern	W	83-77 (OT)
Central Michigan	W	83-74
Georgetown	L	100-92 (OT)
Central State	L	77-65
Malone	W	86-55
Slippery Rock	L	77-76
Gannon	W	87-65

1963-64 (14-9)
Coach: James Houdeshell

Miami	L	67-50
Wilberforce	W	Forfeit
Hillsdale	W	90-76
Ohio Northern	W	113-101
Rio Grande	W	100-66
Denison	W	68-60
Bluffton	W	94-85
Aquinas	W	84-81 (OT)
Northwood	W	111-86
Ferris State	L	93-85
Heidelberg	W	78-72
Hillsdale	L	64-60
Bowling Green	L	107-78
Lawrence Tech	W	110-90
Villa Madonna	L	83-69
Georgetown	L	109-95
Central Michigan	W	93-78
Ohio Northern	W	83-67
Malone	W	124-82
Slippery Rock	W	86-76
Central State	L	77-69
Gannon	L	91-76

<i>NAIA District 22 Playoffs</i>		
Cedarville	L	86-73

1964-65 (19-6)
Coach: James Houdeshell (first 18 games)
Don Renninger (last 7 games)

Tri-State	W	84-69
Rio Grande	L	82-81
Bluffton	W	86-76
Walsh	W	77-71
Phila. Textile	L	94-72
Franklin	L	121-90
Alfred	W	132-85
Heidelberg	W	90-74
Ohio Northern	W	87-84
Villa Madonna	W	91-84
Hillsdale	W	86-85
St. Francis	W	116-71
Ohio Northern	W	84-83
Lawrence Tech	W	109-90
Otterbein	W	84-73
Heidelberg	W	80-67
Hillsdale	W	108-87
St. Francis	W	121-86
Stuebenville	L	96-81
Bluffton	L	75-73
Wilberforce	L	97-90
Ohio Northern	W	70-68
Detroit	W	113-86
Malone	W	95-80

NAIA District 22 Playoffs

Cedarville	L	83-71
------------	---	-------

1965-66 (18-9)
Coach: James Houdeshell

Walsh	W	96-75
Rio Grande	W	105-90
Bluffton	L	88-83
Hillsdale	W	93-78
Quantico Marines	W	77-76
Bolling Air Base	L	99-92
Phila. Textiles	W	92-81
Pikeville College	W	102-87
Stuebenville	W	79-67
Tri-State	W	73-71
Aquinas	W	107-93
Kentucky State	W	94-90
Geneva	W	103-83
Ohio Northern	W	92-90
Otterbein	L	95-78
Michigan Lutheran	W	120-80
Detroit	W	103-88
St. Francis	W	106-80
Hillsdale	W	103-89
Villa Madonna	L	92-80
Quantico Marines	L	83-81
Central State	L	88-69
Ohio Northern	W	98-88
Bluffton	L	79-76
Kentucky State	L	81-78

NAIA District 22 Playoffs

Bluffton	W	105-75
Cedarville	L	83-71

1966-67 (16-11)
Coach: James Houdeshell

Bluffton	W	118-92
Rio Grande	L	118-98
Capitol	L	86-81
Geneva	W	83-81
Cedarville	W	117-101
Southampton	W	86-81
Valdosca	L	86-71
Quantico Marine Base	W	90-84
Ashland	L	45-44
Heidelberg	W	95-76
Defiance	L	105-71
Cedarville	L	105-96
Malone	W	114-60
Michigan Lutheran	W	124-70
Ohio Northern	W	109-93
Wilmington	W	93-57
Bowling Green	L	114-98
Bluffton	W	77-74
St. Francis	W	97-76
Tri-State	W	98-82
Quantico Marine Base	L	98-97
Ohio Northern	L	111-108 (OT)
Defiance	W	98-96
Central State	L	102-77

NAIA District 22 Playoffs

Defiance	W	89-83
Ohio Northern	W	103-91

NAIA National Tournament



Manchester	W	97-91
Fisk	W	113-82
Kenyon	L	126-106
St. Francis	W	126-100
Malone	W	81-73
Ohio Northern	L	85-73
Urbana	W	84-75
Bluffton	W	78-70
Wilmington	W	103-79
Defiance	L	90-80
Rio Grande	W	126-92
Malone	W	127-69
Tri-State	W	86-83
Judson	W	109-90
Central State	W	75-66
Ohio Northern	L	91-74
Cedarville	W	116-101
Bluffton	L	89-83
Wilmington	W	130-78
<i>NAIA District 22 Playoffs</i>		
Ohio Northern	L	78-77

1968-69 (10-15)

<i>Coach: James Houdeshell</i>		
Wilberforce	W	91-75
Rio Grande	L	89-81
Defiance	L	94-72
Cedarville	L	88-87
Union	L	83-64
William Penn	W	74-62
Bowling Green	L	96-57
Cleveland State	W	81-68
Hanover	L	79-75
Ohio Northern	L	124-72
St. Francis	W	110-91
Judson	L	73-64
Defiance	L	85-71
Malone	L	68-66
Tri-State	L	92-66
Capital	W	83-81
Urbana	W	99-93
Bluffton	W	Forfeit
Central State	L	61-39
Cedarville	L	85-78
Wilmington	L	89-81

1969-70 (11-13)

<i>Coach: James Houdeshell</i>		
Wittenberg	L	86-63
Malone	W	71-68
Tri-State	W	75-67
St. Francis	W	104-63
Nyack	W	117-62
New England	W	79-64
Keene	W	81-79
Bentley	W	87-78
St. Benedict's	L	58-55
Defiance	L	79-64
Cedarville	L	69-67
Bluffton	L	57-51
Heidelberg	L	89-82
Ohio Northern	L	71-60
Wilmington	L	101-87
Capitol	L	102-90
Urbana	L	109-86
Defiance	L	80-62
Wilmington	W	103-86
Bluffton	L	75-72
Cedarville	W	80-66
Ohio Northern	L	73-71
Malone	W	94-79
Ohio Dominican	W	87-69

1970-71 (20-6)

<i>Coach: James Houdeshell</i>		
Aquinas	W	73-59
Urbana	W	84-76
Wright State	W	87-67
Quantic Marine Base	W	91-67
Grove City	W	93-77
Wisconsin-Parkside	W	82-73
Bentley	W	81-75
Georgetown	W	92-84
Ohio Northern	W	77-58
Defiance	W	84-74
Wilmington	W	112-89
Bluffton	L	74-63
Heidelberg	W	96-80
Malone	W	89-64
Tri-State	L	68-66
Rio Grande	W	95-92
Cedarville	W	106-65
Defiance	W	81-72
Ohio Northern	L	87-85
Wilmington	W	107-101
Bluffton	W	59-55
Cedarville	W	83-75
Malone	W	80-66
Wittenberg	L	67-64
Ohio Dominican	L	90-88
<i>NAIA District 22 Playoffs</i>		
Ohio Dominican	L	91-82 (OT)

1971-72 (19-10)

<i>Coach: James Houdeshell</i>		
Northern Kentucky	W	87-81
Central State	W	79-70
Thomas More	L	78-74
Northwood	W	108-94
Wooster	L	69-58
Heidelberg	W	75-70
Taylor	W	93-75
Defiance	L	90-69
Hanover	L	76-70
Ohio Northern	W	85-66
Mercy, NY	W	128-89
Bluffton	W	94-60
Wilberforce	W	98-65
Defiance	L	73-58
Urbana	L	100-98
Wilmington	W	75-72
Cedarville	W	110-69
Northern Kentucky	L	85-79
Heidelberg	W	81-61
Bluffton	W	64-83
Wilmington	W	124-87
Anderson	W	82-65
Defiance	L	85-82
Ohio Dominican	W	103-92
Ohio Northern	L	96-95
Rio Grande	W	71-60
<i>NAIA District 22 Playoffs</i>		
Wilmington	W	87-74
Defiance	W	82-77
<i>NAIA National Tournament</i>		
Western Washington	L	66-63

1972-73 (10-15)

<i>Coach: James Houdeshell</i>		
Ohio Dominican	W	93-66
Heidelberg	L	55-51
MacMurray	W	92-65
Manchester	W	75-67
Bluffton	L	86-74
Otterbein	L	89-58
Hanover	L	100-74
Babson, Mass.	L	77-69
Rio Grande	W	91-72
Anderson	W	87-68
Defiance	L	91-82
Wilmington	W	93-70
Taylor	L	82-72
Earlham	L	79-78
Manchester	L	80-72
Bluffton	W	87-76
Ohio Northern	L	55-51
Hanover	L	69-64
Anderson	L	93-83
Defiance	L	87-80
Wilmington	L	84-71
Taylor	W	83-80
Earlham	L	96-78
Cedarville	W	82-72
Central State	W	74-65

1973-74 (12-13)

<i>Coach: James Houdeshell</i>		
Rio Grande	W	84-69
Baldwin-Wallace	W	91-56
Manchester	L	96-90
Bluffton	L	79-75
Otterbein	W	59-57
Hanover	L	79-64
Ohio Northern	L	69-55
Huntington	W	102-92
Heidelberg	W	72-67
Anderson	L	81-71
Defiance	L	81-71
Wilmington	W	67-56
Taylor	W	92-80
Earlham	L	66-53
Manchester	W	107-73
Bluffton	W	80-78
Miami	L	114-71
Hanover	L	99-53
Anderson	W	85-83
Defiance	L	85-83
Wilmington	W	98-55
Taylor	L	92-75
Earlham	W	81-73
Thomas More	L	87-70
Ohio Dominican	L	61-57

1974-75 (14-11)

<i>Coach: James Houdeshell</i>		
Walsh	W	77-68
Baldwin-Wallace	W	75-69
Ohio Northern	L	52-44
Bluffton	W	70-68
Heidelberg	W	66-60
Hanover	L	88-65
Alderson-Broaddus	W	83-77
Denison	L	66-62
Indiana Central	L	77-73
Anderson	W	84-81
Defiance	L	85-81

Wilmington	L	69-67
Taylor	W	80-87
Earlham	W	86-71
Manchester	W	64-60
Bluffton	W	75-68
Ohio Dominican	W	75-73
Hanover	L	73-65 (OT)
Anderson	L	88-86
Defiance	L	93-90
Wilmington	W	77-68 (OT)
Taylor	L	76-70
Earlham	L	78-76
Manchester	W	103-84
Dyke	W	79-78

1975-76 (17-9)

<i>Coach: James Houdeshell</i>		
Mt. Vernon Nazarene	W	98-66
Ohio Northern	L	80-76
Bluffton	W	70-61
Rio Grande	L	79-62
Hanover	W	87-58
Urbana	W	105-95
Ohio Dominican	W	77-55
Defiance	W	81-75
Wilmington	W	87-62
Taylor	L	92-75
Earlham	L	77-74
Manchester	W	98-86
Bluffton	L	84-83
Hanover	L	76-72
Anderson	W	115-80
Defiance	L	91-87
Wilmington	W	81-67
Taylor	W	84-82
Earlham	W	87-80
Manchester	W	95-80
Dyke	W	93-83
<i>NAIA District 22 Playoffs</i>		
Defiance	W	66-65
Central State	L	82-56

1976-77 (17-9)

<i>Coach: James Houdeshell</i>		
Tiffin	W	93-71
Ohio Dominican	W	77-60
Heidelberg	W	92-79
Bowling Green	L	98-77
Ohio Northern	W	70-56
Bluffton	L	85-77
Anderson	L	85-68
Hanover	W	87-67
Cedarville	W	89-76
Malone	L	73-70
Defiance	L	82-74 (OT)
Wilmington	L	61-59
Taylor	W	104-91
Earlham	W	73-50
Manchester	W	77-68
Bluffton	W	82-73
IUPUI-Ft. Wayne	W	96-64
Anderson	W	73-70
Defiance	L	92-76
Wilmington	W	89-86 (OT)
Taylor	L	78-68
Earlham	W	86-67
Manchester	W	82-59
Hanover	L	54-49
Dyke	W	111-92
<i>NAIA District 22 Playoffs</i>		
Malone	L	73-72

1977-78 (14-12)

<i>Coach: James Houdeshell</i>		
Hawthorne	W	76-72 (OT)
Franklin Pierce	W	98-85
Bowling Green	L	82-61
Dyke	W	75-70
Ohio Northern	L	77-67
Bluffton	L	86-84
Heidelberg	L	69-66
Hanover	W	72-56
Cedarville	W	66-65
Ohio Wesleyan	L	76-74
Ohio Dominican	W	73-61
Anderson	L	85-77
Defiance	L	71-61
Wilmington	W	84-78
Taylor	L	94-71
Earlham	L	73-61
Manchester	W	77-65
Adrian	W	84-69
Hanover	L	68-60
Anderson	W	79-66
Defiance	W	73-71
Bluffton	W	86-77
Wilmington	W	81-67
Taylor	W	82-74 (OT)
Earlham	L	62-61
Manchester	L	73-71

1978-79 (18-8)

<i>Coach: James Houdeshell</i>		
--------------------------------	--	--

Rio Grande	W	92-85 (OT)
Heidelberg	L	68-80
Wilberforce	W	75-56
Ohio Northern	W	71-67
Mt. Vernon Nazarene	W	82-71
Bluffton	W	77-48
Central State	L	65-63
Hanover	W	63-62
Ohio Wesleyan	W	73-65
Capital	W	60-57
Anderson	W	72-54
Defiance	L	85-47
Wilmington	L	70-56
Taylor	W	73-48
Earlham	W	79-72
Manchester	L	77-67
Bluffton	W	54-46
Franklin	L	82-65
Heidelberg	W	68-67
Anderson	W	89-80
Dyke	W	77-75
Hanover	W	46-44
Anderson	L	76-49
Defiance	L	60-53
Wilmington	W	91-63
Taylor	W	66-49
Earlham	W	61-57
Manchester	W	83-58
<i>NAIA District 22 Playoffs</i>		
Dyke	L	72-71

1979-1980 (13-13)

<i>Coach: James Houdeshell</i>		
Point Park	L	78-77
Hawthorne	W	89-44
Keene State	L	71-69
St. Mary's	W	71-57
Urbana	W	81-73
Mt. Vernon Nazarene	W	86-76
Ohio Northern	L	70-66
Hanover	L	72-64
Central State	L	73-58
Anderson	L	80-71
Defiance	W	68-62
Wilmington	W	106-60
Taylor	W	54-52
Earlham	W	70-69
Manchester	W	85-76
Bluffton	W	72-71
Point Park	L	79-72
Hanover	L	83-63
Anderson	L	63-61
Defiance	L	74-67
Wilmington	W	76-74
Taylor	L	69-61
Bluffton	W	71-56
Earlham	W	61-60
Manchester	L	89-88
Tiffin	L	90-82

1980-81 (16-11)

<i>Coach: James Houdeshell</i>		
Rio Grande	W	60-58
Dyke	W	107-54
Bowling Green	L	86-55
Heidelberg	L	77-73
Bluffton	L	63-53
Ohio Northern	L	75-65
Hanover	L	87-59
Ohio Wesleyan	W	70-60
St. Mary's	W	73-71 (OT)
Cedarville	W	70-69 (OT)
Anderson	W	65-53
Defiance	L	63-60
Wilmington	W	75-68
Taylor	W	57-52
Earlham	W	113-70
Manchester	L	72-67
Bluffton	W	67-57
Central State	W	64-56
Hanover	W	63-54
Anderson	L	69-64
Defiance	W	63-60 (OT)
Taylor	L	47-45
Wilmington	W	91-60
Earlham	W	77-68
Manchester	W	75-67
Urbana	L	88-87
<i>NAIA District 22 Playoffs</i>		
Defiance	L	60-59

1981-82 (9-17)

<i>Coach: James Houdeshell</i>		
Tiffin	L	71-54
Rio Grande	W	73-64
Bluffton	W	79-70
Heidelberg	L	78-77
Ohio Northern	L	67-64
Hanover	W	81-80
Ohio Wesleyan	W	65-62 (OT)
Alderson-Bloodus	L	94-91
Susquehanna	L	57-50
Indiana Tech	L	75-73



Ohio Northern	L	72-55
Defiance	L	76-67
Wilmington	L	48-47
Taylor	L	59-58 (OT)
Manchester	W	80-71
Bluffton	W	60-58
Anderson	L	74-67
Hanover	L	67-57
Defiance	L	91-70
Wilmington	L	61-60
Taylor	L	49-40
Anderson	L	76-70
Earlham	W	76-67
Earlham	L	83-61
Manchester	W	92-88
Dyke	W	80-72

1982-83 (15-13)

Coach: James Houdeshell

Elon	L	108-99
UNC-Greenboro	L	72-64
Siena Heights	L	69-67
Capital	L	80-65
Bluffton	L	62-55
Heidelberg	W	90-80
Ohio Northern	L	61-58
Hanover	L	80-58
Ohio Wesleyan	W	85-77
Tiffin	W	69-66
Ohio Northern	L	66-62
Mt. Vernon Nazarene	W	64-62
Anderson	W	85-82
Defiance	W	77-62
Wilmington	W	66-64
Taylor	L	59-57
Earlham	W	84-69
Manchester	W	76-67
Bluffton	W	68-67
Dyke	W	88-75
Hanover	W	70-53
Anderson	W	69-68
Defiance	L	67-53
Wilmington	L	75-72
Taylor	L	58-51
Earlham	W	75-63
Manchester	W	96-74
Rio Grande	L	81-73

1983-84 (16-12)

Coach: James Houdeshell

Capital	L	67-50
Bowling Green	L	70-55
Anderson	W	81-59
Hanover	W	71-58
Bluffton	W	91-75
Earlham	W	102-94
Ohio Northern	L	58-48
Ohio Wesleyan	L	90-75
Rio Grande	L	77-66
Grove City	L	73-66
Michigan-Dearborn	W	106-91
Dyke	W	99-69
Heidelberg	L	94-74
Franklin	W	106-57
Wilmington	W	79-67
Manchester	W	73-53
Dyke	W	68-67
Defiance	L	77-75 (OT)
Anderson	L	65-62 (OT)
Bluffton	W	93-58
Hanover	L	70-62
Wilmington	W	74-66
Earlham	W	98-76
Mt. Vernon Nazarene	W	77-54
Manchester	W	83-62
Defiance	L	90-76
<i>NIAA District 22 Playoffs</i>		
Malone	W	87-78
Walsh	L	75-65

1984-85 (17-10)

Coach: James Houdeshell

Oberlin	W	80-70
Baldwin-Wallace	W	81-72
Bowling Green	L	81-62
Anderson	L	75-74
Hanover	W	67-65
Bluffton	W	78-65
Malone	L	72-66
Olivet Nazarene	W	83-62
Ohio Northern	W	52-51
Ohio Wesleyan	W	79-76
Central State	L	95-92 (OT)
Hillsdale	W	83-65
Walsh	L	88-76
Capital	L	81-63
Wilmington	W	77-66
Manchester	W	81-70
Geneva	W	67-64
Defiance	L	77-73
Anderson	W	80-73
Bluffton	W	69-67
Hanover	W	76-75 (OT)

Wilmington	L	70-68
Heidelberg	W	91-87
Manchester	L	68-67
Defiance	W	76-74
Siena Heights	W	95-88 (OT)
Malone	L	102-99 (OT)

1985-86 (25-6)

Coach: Ron Niekamp

Tri-State	W	101-88
Ohio Northern	W	55-54
Malone	L	80-77
Kalamazoo	W	88-72
Walsh	L	70-60
Defiance	W	84-81 (OT)
Denison	W	89-88
Baldwin-Wallace	W	88-78
Ohio Wesleyan	W	76-73
Tiffin	W	94-75
Siena Heights	W	84-82
Aquinas	W	96-95
Oberlin	W	84-75
Wilmington	W	94-71
Geneva	W	98-73
Manchester	W	73-62
Anderson	L	70-64
Defiance	W	64-63
Hanover	W	79-77
Bluffton	W	90-67
Wilmington	W	84-77
Manchester	W	97-90
Capital	W	73-61
Defiance	W	102-93
Anderson	W	79-78
Bluffton	L	81-80
Hanover	W	95-83
Dyke	L	98-75
<i>NIAA District 22 Playoffs</i>		
Cedarville	W	111-104
Tiffin	W	91-75
<i>NIAA National Tournament</i>		
Central Washington	L	86-82

1986-87 (25-4)

Coach: Ron Niekamp

Tri-State	W	85-66
Ohio Northern	W	73-53
Denison	L	85-69
Michigan-Dearborn	W	106-88
Malone	W	94-63
Walsh	L	76-73
Rio Grande	W	91-87
Ohio Wesleyan	W	115-94
Tiffin	W	97-72
Huntington	W	97-72
Michigan-Dearborn	W	87-60
Urbana	W	93-73
Oberlin	W	98-78
Ashland	W	71-61
Capital	W	65-62
Defiance	W	89-83
Wright State	W	72-69
Bluffton	W	76-71
Wilmington	W	99-61
Thomas More	W	90-85
Dyke	W	119-102
Bowling Green	W	86-73
Defiance	L	68-65
IUPUI-Fort Wayne	W	74-70
Bluffton	W	77-67
Wilmington	W	99-76
<i>NIAA District 22 Playoffs</i>		
Dyke	W	96-84
Cedarville	W	118-104
Rio Grande	L	91-84

1987-88 (15-11)

Coach: Ron Niekamp

Webster	W	70-51
Wabash	L	90-88
Wilmington	W	76-64
Bowling Green	L	70-63
Heidelberg	L	88-69
Cedarville	L	87-81
Malone	L	80-78
Ohio Wesleyan	L	88-73
Huntington	W	106-86
Olivet	W	113-70
Kalamazoo	W	65-62
Rio Grande	W	80-72
Dyke	W	102-81
Ohio Northern	L	83-78
Bluffton	L	99-76
Defiance	L	78-72 (OT)
Wilmington	W	89-64
Tiffin	W	79-77
Dyke	W	107-91
Bluffton	W	79-73
Mt. Vernon Nazarene	L	76-69
Ohio Dominican	W	94-70
Defiance	W	82-63
Urbana	W	100-91

Walsh	L	92-76
<i>NIAA District 22 Playoffs</i>		
Cedarville	L	92-71

1988-89 (23-6)

Coach: Ron Niekamp

Wilmington	W	90-68
Heidelberg	L	72-67 (OT)
Cedarville	W	59-54
Malone	W	69-58
Bowling Green	L	81-55
Huntington	W	76-72
Shawnee State	W	77-49
Central State	W	80-62
Ohio Northern	W	82-65
Walsh	W	54-41
Rio Grande	W	90-67
Bluffton	W	73-65
Defiance	L	108-79
Wilmington	W	65-46
Ohio Wesleyan	W	68-66
Dyke	W	82-74
Lake Erie	W	77-76
Bluffton	L	79-49
Mt. Vernon Nazarene	L	67-63
Ohio Dominican	W	89-79
Defiance	W	86-72
Dyke	W	80-76
Tiffin	W	98-80
Urbana	W	86-58
Walsh	W	82-75
<i>NIAA District 22 Playoffs</i>		
Urbana	W	86-81
Shawnee State	W	88-78
Tiffin	L	73-71

1989-1990 (17-10)

Coach: Ron Niekamp

Messiah	W	70-55
Earlham	W	91-74
Concordia	W	101-73
Cedarville	W	82-76
Heidelberg	W	85-63
Thomas More	W	101-46
Bowling Green	L	86-68
Ohio Dominican	W	104-70
Ohio Wesleyan	W	70-66
Huntington	W	92-73
Wayne State	L	71-64
Oberlin	W	80-55
Cumberland	L	70-69
Urbana	L	76-66
Lake Erie	W	84-51
Wilmington	W	85-76
Defiance	L	64-63
Gannon	L	66-63
Ohio Wesleyan	W	77-76
Malone	L	98-74
Bluffton	W	66-54
Tiffin	L	78-69
Bluffton	W	80-64
Walsh	W	92-85
Shawnee State	W	80-63
<i>NIAA District 22 Playoffs</i>		
Mt. Vernon	L	93-79

1990-1991 (14-13)

Coach: Ron Niekamp

Cumberland	L	76-73
Concordia	W	111-53
Cedarville	L	99-96
Wayne State	W	80-79
Central State	W	92-87
Oakland	W	87-84
Ohio Wesleyan	W	90-79
Mt. Vernon Nazarene	L	86-73
Waynesburg	W	91-73
Northwood	W	70-67
Indianapolis	W	82-79
Urbana	L	79-76
Shawnee State	W	102-92
Wilmington	L	76-73
Defiance	L	61-59
Urbana	L	89-74
Ohio Dominican	W	82-75
Ohio Wesleyan	L	90-85 (OT)
Malone	L	88-70
Bluffton	W	91-66
Tiffin	W	75-56
Bluffton	W	68-63
Defiance	W	73-58
Walsh	W	81-85
Central State	L	117-102
Wilmington	W	102-87
<i>NIAA District 22 Playoffs</i>		
Rio Grande	L	93-73

1991-92 (23-8)

Coach: Ron Niekamp

Windsor	W	123-78
Malone	W	100-70
St. Vincent	W	102-63

Bowling Green	W	79-68
Shawnee State	W	96-75
Wayne State	L	74-71
Heidelberg	W	91-84
Rio Grande	L	117-111 (OT)
Oakland	W	84-74
St. Mary's	W	101-90
Point Park	W	105-85
Urbana	W	95-85
Ohio Wesleyan	W	97-86
Tiffin	W	81-74
Malone	W	90-66
Tampa	L	75-66
Eckerd	L	77-72
Tiffin	L	82-79 (OT)
IUPUI-Indy	W	92-80
Defiance	W	92-60
Malone	W	94-88 (OT)
Hillsdale	W	113-91
Central State	W	102-69
Ohio Dominican	W	96-83
Bluffton	W	78-74
Central State	W	96-58
Shawnee State	W	108-69
Urbana	L	86-85
<i>NIAA District 22 Playoffs</i>		
Shawnee State	W	83-60
Urbana	L	99-92
<i>NIAA Division I National Tournament</i>		
David Lipscomb	L	67-66

1992-93 (26-6)

Coach: Ron Niekamp

Point Park	W	98-68
Aquinas	W	85-53
Saginaw Valley State	L	75-67
Shawnee State	W	90-70
Tiffin	W	107-89
Grace	L	95-76
Nyack	W	87-48
Central State	W	87-77
Urbana	L	107-106
Ohio Wesleyan	W	83-80
Lake Erie	W	117-89
St. Vincent	W	97-76
St. Mary's	W	87-77
Auburn-Montgomery	W	91-81
Ohio Dominican	W	82-68
Malone	L	95-80
Ashland	W	91-79
Rio Grande	L	94-90
Defiance	W	77-74
Wilberforce	W	115-100
Wayne State	W	85-82
Michigan-Dearborn	W	92-78
Hillsdale	W	84-81
IUPUI-Ft. Wayne	W	84-71
IUPUI-Indianapolis	W	104-89
Bluffton	W	97-73
Central State	W	96-71
Michigan-Dearborn	W	108-73
Urbana	W	92-71
<i>NIAA District 22 Playoffs</i>		
Cedarville	W	88-66
Urbana	W	91-88
<i>NIAA Division I National Tournament</i>		
Belmont	L	87-73

1993-94 (17-12)

Coach: Ron Niekamp

Point Park, PA	W	100-81
Walsh	L	93-92
Rio Grande	W	109-104
Bowling Green	L	85-72
Olivet Nazarene	L	101-91
Windsor	W	110-75
Shawnee State	W	88-73
Ashland	W	95-91
Urbana	L	104-90
Ohio Wesleyan	W	94-81
St. Thomas, FL	W	106-79
Lynn, FL	L	103-93
Ohio Dominican	L	116-112 (OT)
Huntington	W	111-80
Central State	W	95-79
St. Francis	L	91-81
Defiance	L	92-81
Wilberforce	W	100-94
Tiffin	W	102-98
Lake Erie	W	80-68
IUPUI-Ft. Wayne	L	91-69
Defiance	W	85-77
Wilberforce	W	100-94
Urbana	L	88-80
<i>Great Lakes Region Tournament</i>		
Urbana	L	96-90

1994-95 (20-9)

Coach: Ron Niekamp

Huntington	L	86-78
Central State	W	102-79
St. Francis	W	85-75
Wayne State	L	



Walsh	W	85-74
Tiffin	W	88-51
Shawnee State	W	78-77 (OT)
Ohio Wesleyan	W	83-77
Malone	L	91-83
Waterloo	W	93-71
Spring Arbor	W	103-93
Urbana	W	107-89
Shawnee State	W	94-76
Rio Grande	W	104-99 (OT)
Ohio Dominican	L	80-78
Mt. Vernon	L	100-90
Cedarville	L	116-83
Tiffin	W	73-66
Ohio Dominican	W	84-67
Walsh	W	96-85
Malone	W	95-86
Urbana	W	87-86
Defiance	W	75-74
Rio Grande	W	91-78
Mt. Vernon	W	105-82
Cedarville	L	79-69
Central State	L	79-76
<i>Great Lakes Tournament</i>		
IUPUI-Indianapolis	W	103-98
Transylvania	L	81-67

1995-96 (24-9)

<i>Coach: Ron Niekamp</i>		
Fanshawe	W	95-67
Glenville	W	108-63
Westminster	W	76-75
Point Park	W	103-90
Rio Grande	W	78-76
Shawnee State	W	97-84
Ohio Dominican	L	80-77
Ohio Wesleyan	W	88-60
Huntington	L	86-83
Spring Arbor	W	86-78
Geneva	L	83-79
Georgetown	L	102-81
Tiffin	W	74-68
Malone	W	76-64
Walsh	W	62-59
Rio Grande	L	84-74
Shawnee State	W	94-84
Urbana	W	88-69
Ohio Dominican	W	76-70
Mt. Vernon	W	98-92
Cedarville	L	78-74
Urbana	L	93-92
Defiance	L	76-62
Tiffin	W	62-60
Mt. Vernon	W	89-71
Malone	W	87-84
Walsh	W	78-58
Cedarville	W	84-78
<i>Great Lakes Tournament</i>		
Brescia	W	76-68
Transylvania	W	82-77
Cedarville	W	98-88
<i>NAIA Division I National Tournament</i>		
Harding	W	68-65
Birmingham-Southern	L	72-69

1996-97 (27-5)

<i>Coach: Ron Niekamp</i>		
Fanshawe	W	84-40
Michigan-Dearborn	W	101-56
Geneseo	W	94-65
Heidelberg	W	95-86
Rio Grande	W	78-66
Shawnee State	W	83-52
Ohio Dominican	W	80-60
Huntington	L	91-87
Ohio Wesleyan	W	75-50
St. Mary's, MI	W	95-63
Spaulding	W	91-46
Urbana	W	68-63
Georgetown	L	89-83
Tiffin	W	84-79
Malone	W	79-68
Walsh	W	79-67
Shawnee State	W	52-38
Rio Grande	W	72-65
Ohio Dominican	W	65-42
Mt. Vernon	W	86-79
Cedarville	W	79-67
Urbana	W	103-88
Tiffin	W	74-48
Mt. Vernon	W	92-82
Malone	L	77-63
Walsh	L	89-73
Michigan-Dearborn	W	88-58
Cedarville	W	79-65
<i>Great Lakes Tournament</i>		
Cedarville	W	83-65
Transylvania	W	68-61
<i>NAIA Division I National Tournament</i>		
Olivet Nazarene	W	72-61
McKendree	L	76-70

1997-98 (20-9)

<i>Coach: Ron Niekamp</i>		
Fanshawe	W	96-64
Ferris State	W	87-83 (OT)
Grand Valley State	L	81-76
Michigan-Dearborn	W	88-65
Tiffin	W	87-61
Cedarville	W	83-80
Saginaw Valley State	W	78-71
St. Mary's, MI	W	101-82
Ohio Wesleyan	W	90-55
St. Clair	W	116-58
St. Francis	L	77-69
Lake Superior State	W	68-57
Northwood	W	88-73
Northern Michigan	L	68-57
Michigan Tech	L	81-71
Wayne State	L	79-65
Hillsdale	W	85-65
St. Mary's, MI	W	80-63
Ashland	W	86-73
Mercyhurst	L	74-68
Gannon	W	90-78
Wayne State	W	74-54
Hillsdale	W	86-59
Ashland	L	95-79
Mercyhurst	W	74-63
Gannon	W	66-58
Michigan-Dearborn	W	85-66
<i>Great Lakes Tournament</i>		
Central State	W	109-89
Transylvania	L	84-64

1998-99 (21-9)

<i>Coach: Ron Niekamp</i>		
Ferris State	W	62-48
Grand Valley State	W	77-66
St. Mary's, MI	W	111-57
Tiffin	W	80-70
Saginaw Valley State	W	75-60
Cedarville	W	81-74
Huntington	W	75-74 (OT)
Sheridan	W	87-72
Waterloo	W	76-60
Lake Superior State	W	85-68
Northwood	L	77-59
Northern Michigan	W	63-53
Michigan Tech	W	82-70
Wayne State	L	69-58
Westminster	W	82-71
Hillsdale	W	61-48
Ashland	L	79-77
Mercyhurst	W	85-75
Gannon	W	68-59
Wayne State	L	62-36
Westminster	W	63-58
Hillsdale	L	74-63
Ashland	L	72-69
Mercyhurst	L	76-54
Gannon	W	74-62
St. Mary's, MI	W	92-64
<i>Great Lakes Tournament</i>		
Central State	W	81-70
College of West Virginia	L	92-86
<i>NAIA Division I National Tournament</i>		
Oklahoma Christian	W	69-57
Azusa Pacific	L	87-68

1999-00 (15-11)

<i>Coach: Ron Niekamp</i>		
Ferris State	W	83-61
Grand Valley State	W	101-94
Huntington	L	84-82
Saginaw Valley State	W	85-78
Tiffin	W	78-60
St. Mary's, MI	W	79-69
St. Clair	W	87-67
Urbana	W	92-63
Lake Superior State	W	62-59
Northwood	W	90-88 (OT)
UM-Dearborn	W	96-58
Michigan Tech	L	81-69
Northern Michigan	L	79-61
Wayne State	L	69-63
Hillsdale	L	76-65
Ashland	W	80-74
Mercyhurst	W	87-81 (OT)
Gannon	W	72-53
Wayne State	L	94-85 (OT)
Westminster	W	81-67
Hillsdale	W	80-57
St. Mary's, MI	W	74-62
Ashland	L	81-78
Mercyhurst	L	70-61
Gannon	L	80-63

2000-01 (19-8)

<i>Coach: Ron Niekamp</i>		
UM-Dearborn	W	107-66
Tiffin	W	88-73
Ferris State	W	85-61
Grand Valley State	W	83-79
Mercyhurst	W	89-61

Gannon	L	75-66
Benedictine, KS	W	91-65
West Virginia State	W	85-66
West Virginia Tech	W	80-67
Western New Mexico	W	92-56
Grand Canyon	W	84-77
Saginaw Valley State	W	74-58
Lake Superior State	W	95-89 (OT)
Northwood	W	92-87 (OT)
Northern Michigan	W	74-67
Michigan Tech	L	73-51
Ashland	W	75-74
Wayne State	W	77-73
St. Mary's Orchard Lake	W	95-66
Hillsdale	L	80-58
Gannon	L	91-66
Mercyhurst	L	66-57
Ashland	L	68-59
Wayne State	L	57-50
Hillsdale	W	71-68 (OT)
St. Marys Orchard Lake	W	104-59
<i>GLIAC Tournament</i>		
Michigan Tech	L	60-47

2001-02 (23-7)

<i>Coach: Ron Niekamp</i>		
Carson Newman	W	81-66
Bellarmino	W	93-85
Tiffin	W	87-66
Ferris State	W	91-72
Grand Valley State	W	100-82
UM-Dearborn	W	137-90
St. Mary's, MI	W	120-70
Tiffin	W	102-54
North Alabama	W	82-67
Shawnee State	W	103-78
Huntington	W	102-72
Northwood	W	88-72
Saginaw Valley State	W	88-66
Northern Michigan	W	80-59
Lake Superior State	L	92-79
Michigan Tech	W	91-80
Ashland	L	92-80
Hillsdale	L	69-66
Wayne State	W	88-84
Mercyhurst	L	76-74 (OT)
Gannon	L	87-77
Ashland	W	76-75
Wayne State	W	71-68
Hillsdale	W	60-59 (OT)
Gannon	W	71-57
Mercyhurst	W	106-64
<i>GLIAC Tournament</i>		
Hillsdale	W	68-67
Northwood	L	77-72
<i>NCAA Division II Tournament</i>		
Gannon	W	70-53
Kentucky Wesleyan	L	94-89
<i>GLIAC SOUTH CHAMPIONS</i>		

2002-03 (23-8)

<i>Coach: Ron Niekamp</i>		
Northern Kentucky	L	70-62
Ohio Valley	W	94-73
Tiffin	W	97-67
Ferris State	W	79-72
Grand Valley State	W	78-59
Huntington	W	74-70
North Alabama	W	84-78
Wilmingon	W	78-52
Walsh	W	72-56
Point Park	W	92-60
Northwood	L	83-80
Saginaw Valley State	W	73-70
Northern Michigan	W	78-63
Lake Superior State	W	87-71
Ashland	W	87-82 (OT)
Michigan Tech	L	78-61
Hillsdale	W	80-60
Wayne State	L	70-62
Mercyhurst	W	80-65
Gannon	W	76-62
Ashland	W	92-78
Wayne State	W	80-72
Hillsdale	W	80-65
Gannon	L	88-86
Mercyhurst	W	106-99 (OT)
Grand Valley State	L	84-82
<i>GLIAC Tournament</i>		
Hillsdale	W	75-61
Gannon	W	70-67
Michigan Tech	L	68-66
<i>NCAA Division II Tournament</i>		
Northern Kentucky	W	80-76
Kentucky Wesleyan	L	83-66
<i>GLIAC SOUTH CHAMPIONS</i>		

2003-04 (25-7)

<i>Coach: Ron Niekamp</i>		
West Virginia Wesleyan	W	94-64
Urbana	W	109-79
St. Francis	W	91-60
Bowling Green	L	64-50

Salem International	W	75-66
Ferris State	W	69-58
Gannon	W	70-68
Mercyhurst	L	69-61 (OT)
Truman State	W	71-52
Quincy	L	63-57
Ohio Dominican	W	71-57
Tiffin	W	64-53
Heidelberg	W	86-34
Northwood	W	75-62
Wayne State	L	53-52
Lake Superior State	W	94-73
Saginaw Valley State	W	94-69
Northern Michigan	W	69-62
Michigan Tech	L	68-63
Grand Valley State	W	83-74
Ashland	W	85-69
Hillsdale	W	81-53
Gannon	L	70-68
Mercyhurst	W	60-53
Wayne State	W	71-66
Ashland	W	74-65
Hillsdale	W	74-60

GLIAC Tournament

Mercyhurst	W	65-54
Northwood	W	74-61
Michigan Tech	W	73-68
<i>NCAA Division II Tournament</i>		
Indianapolis	W	84-83 (OT)
Southern Indiana	L	75-67
<i>GLIAC SOUTH CHAMPIONS</i>		
<i>GLIAC TOURNAMENT CHAMPIONS</i>		

2004-05 (30-4)

<i>Coach: Ron Niekamp</i>		
Urbana	W	100-76
Salem International	W	94-73
Miami (Ohio)	L	79-66
Ferris State	W	87-85
West Virginia Wesleyan	W	91-56
Gannon	W	74-53
Mercyhurst	W	72-51
Lake Erie	W	83-51
Grand Valley	L	69-65
Wilberforce	W	90-53
Indiana Tech	W	89-82
Northern Michigan	W	79-70
Grand Valley	W	76-63
Northwood	W	83-60
Lake Superior State	W	85-68
Saginaw Valley State	W	71-60
Wayne State	W	83-64
Michigan Tech	W	70-52
Ashland	W	78-67
Central State	W	82-73
Hillsdale	W	82-73
Gannon	W	62-59
Mercyhurst	W	67-60
Wayne State	L	79-72
Ashland	W	92-59
Hillsdale	W	60-49
Central State	W	74-60
<i>GLIAC Tournament</i>		
Hillsdale	W	71-54
Michigan Tech	W	76-57
Wayne State	W	87-64
<i>NCAA Division II Tournament</i>		
Quincy	W	83-73
Wayne State	W	63-49
Ferris State	W	94-73
Lynn	L	75-66

GLIAC SOUTH CHAMPIONS

GLIAC TOURNAMENT CHAMPIONS

GREAT LAKES CHAMPIONS (ELITE 8)

2005-06 (25-5)

<i>Coach: Ron Niekamp</i>		
Shawnee State	W	54-46
Northern Kentucky	L	81-71
Christian Brothers	W	77-60
Ohio Dominican	W	83-55
Charleston	W	85-69
Northern Michigan	L	73-61
Lake Superior State	W	92-67
Ashland	W	80-65
Michigan Tech	W	62-55
Rio Grande	W	73-52
Benedictine	W	78-60
Cal State-San Bernardino	W	69-66 (OT)
Mercyhurst	W	73-43
Gannon	W	68-53
Hillsdale	W	73-64
Wayne State	W	78-75 (OT)
Saginaw Valley State	W	68-57
Northwood	W	74-54
Central State	W	92-53
Ferris State	W	88-72
Wayne State	W	82-68
Hillsdale	W	94-77
Central State	W	80-52
Grand Valley State	L	71-69 (OT)
Mercyhurst	W	60-47
Gannon	W	71-50



Ashland	W	96-50
<i>GLIAC Tournament</i>		
Hillsdale	W	76-62
Ferris State	L	64-62
<i>NCAA Division II Tournament</i>		
Quincy	L	74-67

2006-07 (29-2)

<i>Coach: Ron Niekamp</i>		
Texas A&M-Commerce	W	89-72
Tarleton State	L	85-82 (OT)
Charleston	W	81-49
Rio Grande	W	89-65
Lake Erie	W	99-67
Northern Michigan	W	70-56
Lake Superior State	W	77-55
Ashland	W	92-67
Michigan Tech	W	71-63
Northern Kentucky	W	59-53
Tiffin	W	100-61
Mercyhurst	W	59-47
Gannon	W	91-63
Hillsdale	W	82-55
Wayne State	W	68-52
Saginaw Valley State	W	77-60
Northwood	W	74-59
Marygrove	W	86-58
Ferris State	W	75-70 (OT)
Wayne State	W	72-56
Hillsdale	W	79-66
Notre Dame (Ohio)	W	83-65
Grand Valley State	W	76-62
Mercyhurst	W	86-60
Gannon	W	85-59
Ashland	W	76-67
<i>GLIAC Tournament</i>		
Ashland	W	70-54
Mercyhurst	W	77-40
Grand Valley State	W	71-61
<i>NCAA Division II Tournament</i>		
Wisconsin-Parkside	W	74-60
Northern Kentucky	L	60-56

2007-08 (28-5)

<i>Coach: Ron Niekamp</i>		
Christian Brothers	W	79-63
Northern Kentucky	W	66-53
Indiana Tech	W	105-66
Tiffin	W	97-38
Ashland	L	84-81
Tiffin	W	88-42
Grand Valley State	L	82-60
Michigan Tech	W	79-40
Lake Erie	W	79-66
Rio Grande	W	94-45
Shawnee State	W	92-67
Wisconsin-Parkside	W	64-60
Wayne State	W	55-53
Hillsdale	W	82-60
Gannon	L	65-61
Mercyhurst	W	71-42
Central State	W	71-64
Lake Superior State	W	95-77
Northern Michigan	W	71-45
Wayne State	W	71-61
Ferris State	W	94-49
Saginaw Valley State	W	77-63
Northwood	W	73-53
Mercyhurst	W	75-54
Gannon	W	90-61
Hillsdale	W	82-59
Ashland	W	90-75
<i>GLIAC Tournament</i>		
Mercyhurst	W	87-64
Gannon	W	95-73
Grand Valley State	L	73-67
<i>NCAA Division II Tournament</i>		
Lewis	W	64-57
Gannon	W	88-82
Grand Valley State	L	75-58

2008-09 (36-0)* National Champs

<i>Coach: Ron Niekamp</i>		
Indianapolis	W	77-66
Northwestern Ohio	W	80-59
Lake Erie	W	84-55
Saginaw Valley State	W	83-58
Lake Superior State	W	73-55
Grand Valley State	W	68-47
Ferris State	W	83-60
Hillsdale	W	70-56
Wisconsin-Parkside	W	88-74
Hillsdale	W	71-48
Wayne State	W	92-77
Northwood	W	78-71
Northern Michigan	W	96-47
Michigan Tech	W	83-69
Tiffin	W	106-65
Ashland	W	84-65

Lake Superior State	W	76-72
Saginaw Valley State	W	80-58
Grand Valley State	W	80-58
Ferris State	W	85-62
Northwood	W	91-52
Wayne State	W	72-49
Michigan Tech	W	64-36
Northern Michigan	W	81-68
Central State	W	87-69
Ashland	W	88-54
Tiffin	W	77-50
<i>GLIAC Tournament</i>		
Northwood	W	81-52
Michigan Tech	W	64-46
Grand Valley State	W	67-56
<i>NCAA Division II Tournament</i>		
Grand Valley State	W	66-51
Southern Indiana	W	81-59
Bellarmine	W	89-86 (OT)
C.W. Post	W	89-79 (OT)
Central Missouri	W	67-65
Cal Poly Pomona	W	56-53 (OT)

2009-10 (24-7)

<i>Coach: Ron Niekamp</i>		
Concordia	W	62-47
Malone	W	81-70
Indianapolis	L	71-63
Lake Erie	W	84-56
Saginaw Valley State	L	83-69
Lake Superior State	L	61-55
Ferris State	W	90-62
Grand Valley State	W	70-57
Hillsdale	W	85-64
Toronto	W	94-42
Hillsdale	W	60-42
Wayne State	W	88-65
Northwood	W	73-60
Northern Michigan	W	71-66
Michigan Tech	W	77-55
Tiffin	W	91-62
Ashland	W	84-56
Lake Superior State	W	80-65
Saginaw Valley State	W	82-51
Grand Valley State	L	69-55
Ferris State	L	86-77
Northwood	L	69-65
Wayne State	W	101-99 (OT)
Michigan Tech	W	69-61
Northern Michigan	W	75-56
Ashland	W	65-51
Tiffin	W	72-71 (OT)
<i>GLIAC Tournament</i>		
Ashland	W	100-90
Ferris State	W	82-69
Hillsdale	W	79-66
<i>NCAA Division II Tournament</i>		
Grand Valley State	L	68-56

2010-11 (24-4)

<i>Coach: Ron Niekamp</i>		
Wilberforce	W	90-68
Cedarville	W	94-75
Ohio Valley	W	85-63
St. Joseph's	W	71-54
Malone	W	92-87
Northwood	W	84-63
Illinois-Springfield	W	66-57
Saginaw Valley State	W	76-58
Tiffin	W	93-85 (OT)
Ohio Dominican	W	91-72
Southwestern	W	88-49
Ashland	W	72-58
Wayne State	L	91-68
Lake Erie	W	76-53
Wayne State	W	73-71
Hillsdale	W	77-68
Lake Erie	W	63-41
Ashland	W	70-58
Michigan Tech	W	100-60
Northern Michigan	W	86-65
Tiffin	W	83-67
Ohio Dominican	W	64-58
Grand Valley State	L	72-66
Ferris State	L	84-66
Hillsdale	W	64-53
Lake Superior State	W	70-56
<i>GLIAC Tournament</i>		
Lake Superior State	W	73-56
Wayne State	L	73-64

2011-12 (24-7)

<i>Coach: Charlie Ernst</i>		
Ohio Valley	W	92-62
Malone	L	74-71
West Liberty State	W	84-80 (OT)

Cedarville	W	90-84
Illinois-Springfield	W	77-57
Northwood	W	78-64
Notre Dame (Ohio)	W	98-57
Hillsdale	L	75-69
Saginaw Valley State	W	75-63
Tiffin	W	84-65
Ohio Dominican	W	85-67
Goshen	W	83-59
Ashland	L	94-80
Wayne State	W	68-63
Lake Erie	W	67-64 (OT)
Wayne State	L	76-73
Hillsdale	W	90-73
Lake Erie	W	80-55
Ashland	W	79-49
Michigan Tech	L	70-56
Northern Michigan	W	85-76
Tiffin	L	77-74
Ohio Dominican	W	80-61
Grand Valley State	W	68-57
Ferris State	W	74-69
Lake Superior State	W	75-62
<i>GLIAC Tournament</i>		
Grand Valley State	W	72-66
Wayne State	W	63-61
Hillsdale	W	71-52
<i>NCAA Division II Tournament</i>		
Northern Kentucky	W	50-49
Bellarmine	L	86-63

2012-13 (22-8)

<i>Coach: Charlie Ernst</i>		
West Liberty State	L	90-74
Cedarville	W	74-65
Notre Dame (Ohio)	W	86-58
Lake Superior State	W	85-63
Northwood	W	84-72
Michigan Tech	L	66-49
Northern Michigan	W	80-62
Ferris State	W	82-81 (OT)
Grand Valley State	W	64-60
Northwestern Ohio	W	74-38
Saginaw Valley State	W	64-56
Wayne State	L	65-61 (OT)
Ohio Dominican	W	97-58
Tiffin	L	57-55
Ashland	L	61-60
Lake Erie	W	83-68
Walsh	W	67-65
Malone	W	74-62
Hillsdale	L	56-51
Ohio Dominican	W	78-63
Tiffin	W	81-60
Ashland	W	69-52
Lake Erie	W	67-41
Walsh	W	83-67
Malone	L	77-69
Hillsdale	W	74-66
<i>GLIAC Tournament</i>		
Ferris State	W	62-55
Michigan Tech	W	54-51
Lake Superior State	W	75-69
<i>NCAA Division II Tournament</i>		
Drury	L	89-77

2013-14 (24-6)

<i>Coach: Charlie Ernst</i>		
Marygrove	W	105-50
Cedarville	W	96-68
Wheeling Jesuit	W	97-66
Lake Superior State	W	88-78
Northwood	L	86-69
Michigan Tech	W	86-73
Northern Michigan	W	78-69
Notre Dame (Ohio)	W	114-82
Ferris State	L	85-81
Grand Valley State	L	81-76
Saginaw Valley State	W	80-79 (OT)
Wayne State	W	72-65
Ohio Dominican	W	87-62
Tiffin	W	66-48
Ashland	W	85-48
Lake Erie	W	74-49
Walsh	L	81-61
Malone	W	84-63
Hillsdale	W	74-71
Ohio Dominican	W	91-71
Tiffin	W	71-64
Ashland	W	69-55
Lake Erie	W	79-69
Walsh	W	82-81
Malone	W	79-63
Hillsdale	L	86-67
<i>GLIAC Tournament</i>		
Hillsdale	W	67-47
Walsh	W	104-74
Michigan Tech	W	69-63
<i>NCAA Division II Tournament</i>		
Lake Superior State	L	88-83 (OT)

**GLIAC SOUTH CHAMPIONS
GLIAC TOURNAMENT CHAMPIONS**

2014-15 (16-11)

<i>Coach: Charlie Ernst</i>		
Cedarville	W	96-77
Bellarmine	L	63-54
Northwood	W	70-64
Lake Superior State	L	70-62
Michigan Tech	L	70-59
Northern Michigan	L	81-74
Wheeling Jesuit	W	76-72
St. Andrews	W	85-50
Ferris State	L	79-73
Grand Valley State	W	75-67
Saginaw Valley State	L	82-75
Hillsdale	W	65-58
Ohio Dominican	L	55-52
Tiffin	W	85-54
Ashland	L	80-47
Lake Erie	W	62-53
Walsh	L	79-69
Malone	W	62-50
Wayne State	W	71-67 (OT)
Ohio Dominican	W	73-63
Tiffin	W	62-48
Ashland	W	89-78
Lake Erie	L	79-60
Walsh	W	77-64
Malone	W	80-62
Wayne State	W	76-70
<i>GLIAC Tournament</i>		
Saginaw Valley State	L	69-62

2015-16 (20-8)

<i>Coach: Charlie Ernst</i>		
Southern Indiana	L	88-80
Illinois-Springfield	L	82-80
Cedarville	W	69-60
Bellarmine	W	70-69
Lake Superior State	L	77-54
Northwood	L	75-56
Michigan Tech	W	62-52
Northern Michigan	W	73-71
Marygrove	W	111-77
Ferris State	L	72-69
Grand Valley State	W	82-66
Saginaw Valley State	W	75-70
Hillsdale	W	80-69
Ohio Dominican	W	80-76
Tiffin	W	70-60
Ashland	W	71-63
Lake Erie	W	78-69
Walsh	W	79-57
Malone	W	83-67
Wayne State	W	76-68
Ohio Dominican	W	95-67
Tiffin	W	94-75
Ashland	L	67-64
Lake Erie	L	81-67 (OT)
Walsh	W	74-68
Malone	W	70-69
Wayne State	W	82-55
<i>GLIAC Tournament</i>		
Ferris State	L	62-61

2016-17 (25-7)

<i>Coach: Charlie Ernst</i>		
Illinois-Springfield	W	81-57
Fairmont State	L	96-80
Trevecca Nazarene	W	85-63
Cedarville	W	86-76
Grand Valley State	L	61-58
Ferris State	W	81-77 (OT)
Northwood	W	91-73
Lake Superior State	L	90-85
Northern Michigan	W	100-56
Michigan Tech	W	72-70
Trevecca Nazarene	W	106-59
Marygrove	W	109-59
Carlow	W	120-67
Saginaw Valley State	W	88-78
Wayne State	W	70-64
Hillsdale	L	80-65
Ohio Dominican	W	72-69
Lake Erie	W	81-79
Tiffin	W	75-58
Ashland	L	86-65
Walsh	W	88-86
Hillsdale	W	88-74
Ohio Dominican	W	82-79
Lake Erie	W	92-55
Tiffin	W	105-87
Ashland	W	85-65
Walsh	W	88-85 (OT)
<i>GLIAC Tournament</i>		
Grand Valley State	W	67-59
Hillsdale	L	100-69
<i>NCAA Division II Tournament</i>		
Southern Indiana	W	70-69
Ferris State	W	68-63
Bellarmine	L	84-66



2017-18 (28-5)

Coach: Charlie Ernst

Table with 3 columns: School, Win/Loss, Score. Lists 28 teams and their records for the 2017-18 season.

Great Midwest Athletic Conference Tournament

Table with 3 columns: School, Win/Loss, Score. Lists 2 teams and their records for the conference tournament.

NCAA Division II Tournament

Table with 3 columns: School, Win/Loss, Score. Lists 2 teams and their records for the NCAA tournament.

G-MAC REGULAR SEASON CHAMPIONS

2018-19 (28-5)

Coach: Charlie Ernst

Table with 3 columns: School, Win/Loss, Score. Lists 28 teams and their records for the 2018-19 season.

Great Midwest Athletic Conference Tournament

Table with 3 columns: School, Win/Loss, Score. Lists 2 teams and their records for the conference tournament.

NCAA Division II Tournament

Table with 3 columns: School, Win/Loss, Score. Lists 2 teams and their records for the NCAA tournament.

G-MAC REGULAR SEASON CHAMPIONS

2019-20 (21-8)

Coach: Charlie Ernst

Table with 3 columns: School, Win/Loss, Score. Lists 21 teams and their records for the 2019-20 season.

Table with 3 columns: School, Win/Loss, Score. Lists 4 teams and their records.

Great Midwest Athletic Conference Tournament

Table with 3 columns: School, Win/Loss, Score. Lists 2 teams and their records for the conference tournament.

G-MAC REGULAR SEASON CHAMPIONS

2020-21 (18-5)

Coach: Charlie Ernst

Table with 3 columns: School, Win/Loss, Score. Lists 18 teams and their records for the 2020-21 season.

Great Midwest Athletic Conference Tournament

Table with 3 columns: School, Win/Loss, Score. Lists 2 teams and their records for the conference tournament.

NCAA Division II Tournament

Table with 3 columns: School, Win/Loss, Score. Lists 2 teams and their records for the NCAA tournament.

G-MAC REGULAR SEASON CHAMPIONS

2021-22 (19-11)

Coach: Charlie Ernst

Table with 3 columns: School, Win/Loss, Score. Lists 19 teams and their records for the 2021-22 season.

Great Midwest Athletic Conference Tournament

Table with 3 columns: School, Win/Loss, Score. Lists 2 teams and their records for the conference tournament.

NCAA Division II Tournament

Table with 3 columns: School, Win/Loss, Score. Lists 2 teams and their records for the NCAA tournament.

G-MAC REGULAR SEASON CHAMPIONS

2022-23 (15-13, 10-10 G-MAC)

Coach: Charlie Ernst

Table with 3 columns: School, Win/Loss, Score. Lists 15 teams and their records for the 2022-23 season.

G-MAC REGULAR SEASON CHAMPIONS

Coach: Charlie Ernst

Table with 3 columns: School, Win/Loss, Score. Lists 4 teams and their records for the 2023-24 season.

Table with 3 columns: School, Win/Loss, Score. Lists 18 teams and their records for the 2023-24 season.



Record in OT Games All-Time: 56-31 .644

Year	Opponent	W/L	Score
2023-24	at Tiffin	W	79-78 (2)
2021-22	Walsh	L	92-87 (2)
	at Tiffin	W	82-81
2020-21	Cedarville	L	90-84
2019-20	at Trevecca Nazarene	W	84-77
2018-19	Walsh	L	58-52
2017-18	at Cedarville	W	79-78
2016-17	Ferris State	W	81-77
	Walsh	W	88-85
2015-16	at Lake Erie	L	81-67
2014-15	at Wayne State	W	71-67
2013-14	Saginaw Valley State	W	80-79
	vs. Lake Superior State	L	88-83
2012-13	Ferris State	W	82-81
	at Wayne State	L	65-61
2011-12	at West Liberty State	W	84-80
	at Lake Erie	W	67-64
2010-11	at Tiffin	W	93-85
2009-10	at Wayne State	W	101-99 (3)
	at Tiffin	W	72-71
2008-09	vs. Cal Poly Pomona	W	56-53
	vs. C.W. Post	W	89-79
	Bellarmino	W	89-86
2006-07	at Ferris State	W	75-70
	at Tarleton State	L	85-82
2005-06	at Wayne State	W	78-75 (2)
	at Grand Valley State	L	71-69
	vs. Cal St. San Bernardino	W	69-66
2003-04	vs. Indianapolis	W	84-83
	at Mercyhurst	L	69-61
2002-03	at Ashland	W	87-82
	at Mercyhurst	W	106-99 (3)
2001-02	at Mercyhurst	L	76-74
	at Hillsdale	W	60-59
2000-01	at Lake Superior State	W	95-89
	at Northwood	W	92-87
	Hillsdale	W	71-68
1999-00	Northwood	W	90-88
	Mercyhurst	W	87-81 (2)
	at Wayne State	L	94-85
1998-99	Huntington	W	75-74
1997-98	Ferris State	W	87-83
1994-95	at Rio Grande	W	104-99
	at Shawnee State	W	78-77
1993-94	at Ohio Dominican	L	116-112 (3)
1991-92	at Malone	W	94-88
	at Tiffin	L	82-79
	Rio Grande	L	117-111 (2)
1990-91	at Ohio Wesleyan	L	90-85
1988-89	Wilmington	W	72-67
1987-88	Defiance	L	78-72
1986	Hanover	W	79-77
	Cedarville	W	111-104 (2)
1985-86	vs. Defiance	W	84-81
1984-85	Siena Heights	W	95-88
	Hanover	W	76-75
	at Malone	L	102-99 (3)
	Central State	L	95-92
1983-84	at Anderson	L	65-62
	Defiance	L	77-75
1981-82	at Ohio Wesleyan	W	65-62
	at Taylor	W	57-52
1980-81	Defiance	W	63-60
	Cedarville	W	70-69
	Saint Mary's	W	73-71
1978-79	Rio Grande	W	92-85
1977-78	at Hawthorne	W	76-72
	Taylor	W	82-74 (2)
1976-77	at Defiance	L	82-74
	at Wilmington	W	89-86 (2)
1974-75	at Wilmington	W	77-68
	Hanover	L	73-65
1970-71	Ohio Dominican	L	91-82 (2)
1966-67	at Ohio Northern	L	111-108
1963-64	Aquinas	W	84-81
1962-63	Georgetown	L	100-92
	at Ohio Northern	W	83-77
1961-62	Bluffton	L	66-64
1959-60	at Ashland	W	85-81
	at Ohio Northern	L	99-95
1958-59	at Wilmington	L	71-69
1957-58	at Bluffton	L	91-89
	at Elizabethtown	W	93-88
1956-57	at Denison	L	77-70
1952-53	at Central State	W	119-112
	Rio Grande	L	91-88
1938-39	Kent State	W	44-38



Oilers in the Top 25

Date	Ranking	Date	Ranking	Date	Ranking
Mar. 2, 2021	20	Jan. 18, 2011	6	Mar. 8, 2005	1
Feb. 23, 2021	21	Jan. 11, 2011	8	Mar. 1, 2005	2
Feb. 9, 2021	12	Jan. 4, 2011	1	Feb. 22, 2005	3
Feb. 2, 2021	6	Dec. 21, 2010	2	Feb. 15, 2005	1
Jan. 26, 2021	7	Dec. 14, 2010	2	Feb. 8, 2005	2
Jan. 19, 2021	9	Dec. 7, 2010	2	Feb. 1, 2005	3
Jan. 5, 2021	6	Nov. 30, 2010	T2	Jan. 25, 2005	6
Dec. 29, 2020	10	Nov. 23, 2010	2	Jan. 18, 2005	6
Dec. 15, 2020	15	Preseason 2010-11	3	Jan. 11, 2005	7
Dec. 8, 2020	24	Feb. 19, 2010	19	Jan. 4, 2005	8
Preseason 2019-20	17	Jan. 26, 2010	23	Dec. 21, 2004	17
Mar. 5, 2019	6	Dec. 1, 2009	9	Dec. 14, 2004	10
Feb. 26, 2019	8	Nov. 24, 2009	10	Dec. 6, 2004	13
Feb. 19, 2019	8	Preseason 2009-10	4	Nov. 30, 2004	13
Feb. 12, 2019	8	One of eight NCAA Division II teams to go a		Preseason 2004-05	?
Feb. 5, 2019	9	full season as #1 in the country		Jan. 20, 2004	15
Jan. 29, 2019	14	Mar. 10, 2009 (National Champions)	1	Jan. 13, 2004	9
Jan. 22, 2019	18	Mar. 3, 2009	1	Dec. 23, 2003	13
Jan. 15, 2019	12	Feb. 24, 2009	1	Dec. 16, 2003	7
Jan. 8, 2019	17	Feb. 17, 2009	1	Preseason 2003-04	?
Dec. 21, 2018	23	Feb. 10, 2009	1	Feb. 18, 2003	24
Dec. 11, 2018	14	Feb. 3, 2009	1	Feb. 11, 2003	25
Dec. 4, 2018	17	Jan. 27, 2009	1	Jan. 21, 2002	25
Nov. 20, 2018	13	Jan. 20, 2009	1	Jan. 14, 2002	22
Preseason 2018-19	23	Jan. 13, 2009	1	Jan. 7, 2002	22
Mar. 6, 2018	13	Jan. 6, 2009	1	Feb. 5, 2001	22
Feb. 27, 2018	11	Dec. 23, 2008	1	Jan. 29, 2001	17
Feb. 20, 2018	14	Dec. 16, 2008	1	Jan. 15, 2001	23
Feb. 15, 2018	15	Dec. 9, 2008	1	Jan. 8, 2001	25
Feb. 6, 2018	15	Dec. 2, 2008	1		
Jan. 30, 2018	11	Nov. 25, 2008	1		
Jan. 23, 2018	13	Preseason 2008-09	1		
Jan. 16, 2018	15	Mar. 11, 2008	7		
Jan. 9, 2018	16	Mar. 4, 2008	6		
Jan. 2, 2018	21	Feb. 26, 2008	6		
Dec. 26, 2017	23	Feb. 19, 2008	6		
Nov. 21, 2017	18	Feb. 12, 2008	7		
Preseason 2017-18	20	Feb. 5, 2008	8		
Mar. 7, 2017	25	Jan. 29, 2008	11		
Feb. 28, 2017	18	Jan. 22, 2008	11		
Feb. 21, 2017	22	Jan. 15, 2008	15		
Dec. 21, 2014	21	Jan. 8, 2008	9		
Nov. 25, 2014	22	Dec. 18, 2007	15		
Preseason 2014-15	16	Dec. 11, 2007	16		
Mar. 11, 2014	21	Dec. 4, 2007	9		
Feb. 25, 2014	23	Nov. 28, 2007	4		
Dec. 31, 2013	12	Preseason 2007-08	5		
Dec. 17, 2013	15	Mar. 6, 2007	3		
Dec. 10, 2013	15	Feb. 27, 2007	3		
Dec. 3, 2013	8	Feb. 20, 2007	3		
Nov. 26, 2013	8	Feb. 13, 2007	3		
Nov. 19, 2013	8	Feb. 6, 2007	3		
Preseason 2013-14	9	Jan. 30, 2007	5		
Mar. 12, 2013	22	Jan. 23, 2007	6		
Dec. 18, 2012	24	Jan. 16, 2007	6		
Dec. 11, 2012	24	Jan. 9, 2007	7		
Dec. 4, 2012	13	Jan. 2, 2007	7		
Nov. 27, 2012	16	Dec. 19, 2006	8		
Nov. 20, 2012	13	Dec. 12, 2006	9		
Preseason 2012-13	8	Dec. 5, 2006	13		
Mar. 6, 2012	25	Nov. 28, 2006	16		
Jan. 3, 2012	17	Preseason 2006-07	10		
Dec. 21, 2011	18	Mar. 7, 2006	11		
Dec. 13, 2011	19	Feb. 28, 2006	8		
Dec. 6, 2011	9	Feb. 21, 2006	10		
Nov. 29, 2011	13	Feb. 14, 2006	15		
Preseason 2011-12	7	Feb. 7, 2006	7		
Mar. 1, 2011	9	Jan. 31, 2006	7		
Feb. 22, 2011	10	Jan. 24, 2006	9		
Feb. 15, 2011	3	Jan. 17, 2006	11		
Feb. 8, 2011	3	Jan. 10, 2006	11		
Feb. 1, 2011	3	Dec. 19, 2005	25		
Jan. 25, 2011	5	Nov. 29, 2005	18		



Weeks in Top 25

167

Consecutive Weeks at No. 1
(T2 Longest in DII History)

15 11/25/2008 - 3/10/2009

NCAA DII Full Seasons at No. 1

Evansville	1964-65
Wisconsin-Green Bay	1977-78
Virginia Union	1984-85
Cal State-Bakersfield	1992-93
Indiana, Pa.	1994-95
Winona State	2006-07
Bentley	2007-08
Findlay	2008-09

Games Against NCAA Division II Top 25 Opponents

Record vs Top 25: 38-29 (.561)
Record vs Top 10: 12-19 (.387)

Vs Top 25 in NCAA Tournament: 12-12 (.500)

Date	UF Rnk.	Opp. Rnk.	Opponent	Result	Score
Feb. 25, 2023	-	17	Hillsdale	W	81-65
Dec. 15, 2022	-	6	Hillsdale	L	80-62
Dec. 18, 2021	-	13	Hillsdale	W	85-68
Nov. 23, 2021	-	14	Ferris State	W	86-74
Nov. 13, 2021	-	6	Truman State	L	90-61
Feb. 6, 2021	6	12	Hillsdale	L	82-71
Jan. 2, 2021	10	23	Hillsdale	W	68-65
Feb. 1, 2020	-	21	Walsh	L	91-86
Dec. 21, 2019	-	18	St. Thomas Aquinas	W	69-65
March, 2019	8	7	* Bellarmine	L	74-59
Nov. 20, 2018	13	14	Ferris State	W	103-92
Mar. 13, 2018	13	2	* Ferris State	L	80-65
Mar. 11, 2018	13	4	* Bellarmine	W	74-73
Nov. 25, 2017	18	5	Ferris State	L	69-68
Nov. 4, 2017	20	5	St. Thomas Aquinas	W	69-65
Nov. 3, 2017	20	6	IUP	W	80-61
Mar. 14, 2017	25	2	* Bellarmine	L	84-66
Mar. 12, 2017	25	14	* Ferris St.	W	68-63
Mar. 11, 2017	25	16	* Southern Indiana	W	70-69
Jan. 5, 2017	-	6	Saginaw Valley State	W	88-78
Nov. 15, 2016	-	25	Fairmont State	L	80-96
Feb. 11, 2016	-	25	Ashland	L	67-64
Jan. 21, 2016	-	23	Ashland	W	71-63
Nov. 24, 2015	-	3	Bellarmine	W	70-69
Nov. 23, 2014	16	10	Bellarmine	L	63-54
Mar. 15, 2014	21	25	* Lake Superior State	L	88-83
Feb. 20, 2014	-	22	Walsh	W	82-81
Mar. 16, 2013	22	7	* Drury	L	89-77
Mar. 9, 2013	-	24	Michigan Tech	W	54-51
Nov. 14, 2012	8	1	West Liberty	L	90-74
Mar. 11, 2012	25	4	* Bellarmine	L	86-63
Mar. 10, 2012	25	11	* Northern Kentucky	W	50-49
Jan. 19, 2012	-	14	Hillsdale	W	90-73
Nov. 17, 2011	7	6	West Liberty	W	84-80
Feb. 24, 2011	10	16	Hillsdale	W	64-53
Jan. 20, 2011	6	11	Hillsdale	W	77-68
Nov. 20, 2010	3	19	St. Joseph	W	71-54
Mar. 26, 2009	1	6	\$ Central Missouri	W	67-65
Mar. 25, 2009	1	2	% LIU Post	W	89-79 (OT)
Mar. 17, 2009	1	18	* Bellarmine	W	89-86 (OT)
Mar. 15, 2009	1	13	* Southern Indiana	W	81-59
Dec. 13, 2008	1	11	Grand Valley St.	W	68-47
Mar. 18, 2008	7	T1	* Grand Valley St.	L	75-58
Mar. 16, 2008	7	18	* Gannon	W	88-82
Mar. 8, 2008	6	2	Grand Valley St.	L	73-63
Mar. 7, 2008	6	7	Gannon	W	95-73
Jan. 10, 2008	9	18	Gannon	L	66-61
Dec. 8, 2007	9	2	Grand Valley St.	L	82-60
Nov. 16, 2007	5	21	Christian Brothers	W	76-63
Mar. 3, 2007	3	6	Grand Valley St.	W	71-61
Feb. 10, 2007	3	7	Grand Valley St.	W	76-62
Nov. 18, 2006	10	3	Tarleton State	L	85-82 (OT)
Feb. 11, 2006	7	16	Grand Valley St.	L	71-69 (OT)
Mar. 23, 2005	1	12	% Lynn	L	75-66
Mar. 15, 2005	1	23	* Ferris St.	W	94-73
Mar. 14, 2004	-	13	* Southern Indiana	L	75-67
Mar. 6, 2004	-	21	Michigan Tech	W	73-68
Jan. 24, 2004	15	19	Michigan Tech	L	68-63
Mar. 15, 2004	-	3	* Kentucky Wesleyan	L	83-66
Mar. 14, 2003	-	4	* Northern Kentucky	W	80-76
Mar. 8, 2003	-	3	Michigan Tech	L	68-66
Jan. 18, 2003	-	4	Michigan Tech	L	78-61
Nov. 22, 2002	-	? (Top 10)	Northern Kentucky	L	70-62
Mar. 8, 2002	-	1	* Kentucky Wesleyan	L	94-89
Mar. 7, 2002	-	19	* Gannon	W	70-53
Jan. 14, 2002	22	15	Michigan Tech	W	91-80
Jan. 7, 1999	-	23	Northern Michigan	W	63-53

* NCAA Midwest Regional
\$ NCAA Final Four
% NCAA Elite 8

2008-09 NATIONAL CHAMPIONS
36-0 RECORD



Tyler Evans drained a long three pointer as the buzzer sounded in overtime to give the Oilers a 56-53 victory over the University of California Poly Pomona in the 2009 NCAA Division II National Championship game. The play will forever be remembered by Findlay fans as “The Shot”. The Oilers finished the season with a perfect 36-0 record.